

WHAT'S NEXT?

LOOKING FORWARD – FISCAL
YEAR 2006-2007

DEBT REDUCTION INITIATIVES

- \$19.1M defeasance – resulting in budget savings of \$23 million over the eight year period (an average of \$2.9 million per year)
- \$10M pension prepay - resulting in approximately \$1.1M annual savings for a 20-year period

OPERATIONAL METRICS – KEY INDICATORS

- Payroll/Pension Metrics to measure performance of SBCERA pension data cycle time
- Accounting Metrics to measure invoice processing, Cal-card transactions and check receipts processing

STREAMLINING / IMPROVEMENT OPPORTUNITIES

- Streamlined Automated Refund Process
- Further cycletime reduction of fiscal year-end contract encumbrance rollover process - currently 3 days duration with goal in '06/'07 of 1 day
- Development of an Encumbrance Report for special revenue funds to aid the Divisions in tracking of contract funds

Certificate of Achievement for Excellence in Financial Reporting

Presented to

South Coast Air Quality Management District, California

For its Comprehensive Annual
Financial Report
for the Fiscal Year Ended
June 30, 2005

A Certificate of Achievement for Excellence in Financial Reporting is presented by the Government Finance Officers Association of the United States and Canada to government units and public employee retirement systems whose comprehensive annual financial reports (CAFRs) achieve the highest standards in government accounting and financial reporting.



Carla E. Fudge

President

Jeffrey R. Enner

Executive Director

Cleaning the air that we breathe...™



South Coast
Air Quality Management District
21865 Copley Drive
Diamond Bar, CA 91765-4178
1-800-CUT-SMOG
www.aqmd.gov

Finance Operations Scorecard Fiscal Year 2005 - 2006



MISSION STATEMENT

“The South Coast AQMD believes all residents have a right to live and work in an environment of clean air and is committed to undertaking all necessary steps to protect public health from air pollution with sensitivity to the impacts of its actions on the community and businesses.”

GOALS

- I. Ensure expeditious progress toward meeting clean air standards and protecting public health.
- II. Ensure equitable treatment for all communities.
- III. Operate efficiently and in a manner sensitive to business.

How does the Finance Division contribute?

APPLICABLE OBJECTIVES TO MEET GOALS

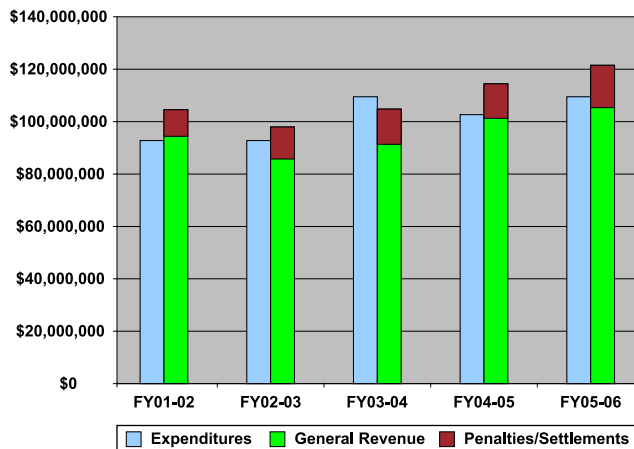
- Develop a sound budget
- Continue to streamline financial operations functions
- Communicate measurable performance indicators

What is our current financial position?

FINANCIAL HIGHLIGHTS

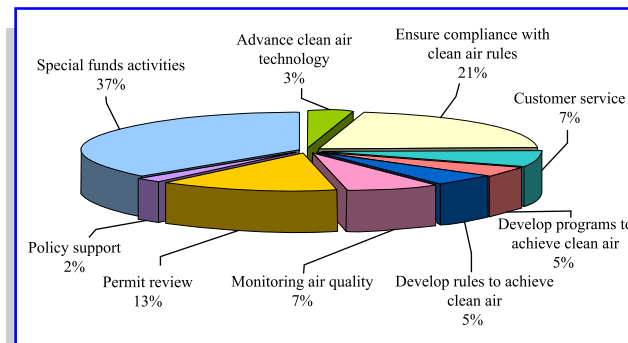
- Change in Net Assets (Restricted & Unrestricted) - 19% increase
- General Fund Balance - 23% increase (Special Funds – 12% increase)
- Long Term Debt - Decreased by \$6.4 million (5%)

Budget Surplus/Deficit – 5 Year look



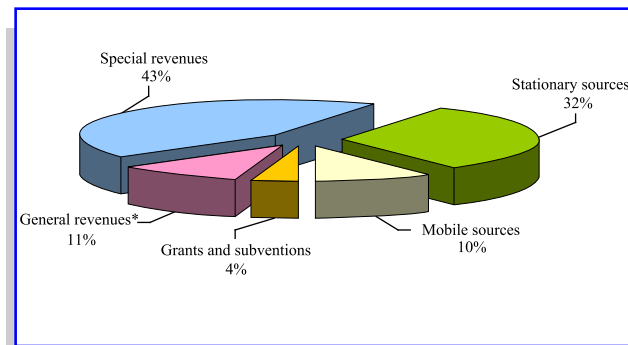
How are AQMD's dollars spent?

Expenses by Activity



How does AQMD obtain its resources?

Revenues by Major Source

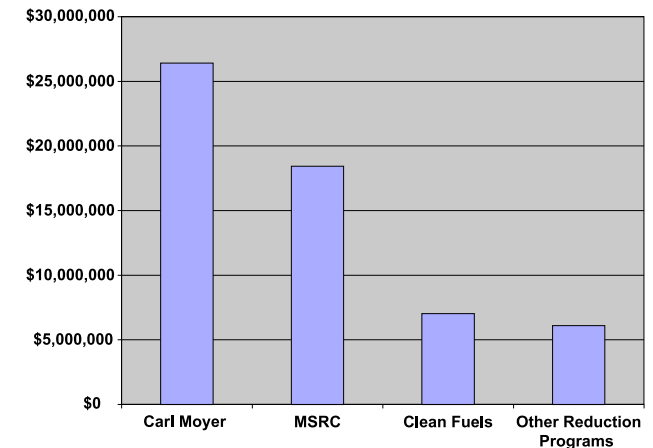


AQMD is a fee supported agency and does not receive tax revenues

How is funding distributed?

Emission Reduction Programs

Contracts Awards by Fund



Are we successful at what we do?

OPERATIONAL METRICS – KEY INDICATORS

Procurement

- Contract Completion and Review –
 - 65% 0-1 day
 - 28% 2-4 days
 - 7% 5-8 days
- Purchase Order Processing –
 - 74% 0-2 days
 - 14% 3-5 days
 - 12% 5+ days
- Stockroom Vendor and Stock Clerk Delivery –
 - 83% 0-3 days
 - 14% 4-7 days
 - 3% 8+ days