

**SOUTH COAST AIR QUALITY MANAGEMENT DISTRICT
AB 2588 2019 HEALTH RISK ASSESSMENT**

for

Coastline High Performance Coatings Ltd.
7181 Oranewood Avenue
Garden Grove, CA 92841

**South Coast Air Quality Management District
Facility ID# 112684**

Submitted to:

South Coast Air Quality Management District
21865 Copley Drive
Diamond Bar, CA 91765

Prepared by:

**BlueScape Environmental
and AQC Environmental Engineers**
16870 W. Bernardo Drive, Suite 400
San Diego, California 92127



July 14, 2021



South Coast Air Quality Management District

21865 Copley Drive, Diamond Bar, CA 91765-4182

(909) 396-2000 • www.aqmd.gov

HEALTH RISK ASSESSMENT SUMMARY FORM

(Required in Executive Summary of HRA)

Facility Name : _____
Facility Address: _____
Type of Business: _____
SCAQMD ID No.: _____

A. Cancer Risk

(One in a million means one chance in a million of getting cancer from being constantly exposed to a certain level of a chemical over a period of time)

- 1. Inventory Reporting Year : _____
- 2. Maximum Cancer Risk to Receptors : *(Offsite and residence = 30-year exposure, worker = 25-year exposure)*
 - a. Offsite _____ in a million Location: _____
 - b. Residence _____ in a million Location: _____
 - c. Worker _____ in a million Location: _____
- 3. Substances Accounting for 90% of Cancer Risk: _____
Processes Accounting for 90% of Cancer Risk: _____
- 4. Cancer Burden for a 70-yr exposure: *(Cancer Burden = [cancer risk] x [# of people exposed to specific cancer risk])*
 - a. Cancer Burden _____
 - b. Number of people exposed to >1 per million cancer risk for a 70-yr exposure _____
 - c. Maximum distance to edge of 70-year, 1 x 10⁻⁶ cancer risk isopleth (meters) _____

B. Hazard Indices

*[Long Term Effects (chronic) and Short Term Effects (acute)]
(non-carcinogenic impacts are estimated by comparing calculated concentration to identified Reference Exposure Levels, and expressing this comparison in terms of a "Hazard Index")*

- 1. Maximum Chronic Hazard Indices:
 - a. Residence HI: _____ Location: _____ toxicological endpoint: _____
 - b. Worker HI : _____ Location: _____ toxicological endpoint: _____
- 2. Substances Accounting for 90% of Chronic Hazard Index: _____
- 3. Maximum 8-hour Chronic Hazard Index:
 - 8-Hour Chronic HI: _____ Location: _____ toxicological endpoint: _____
- 4. Substances Accounting for 90% of 8-hour Chronic Hazard Index: _____
- 5. Maximum Acute Hazard Index:
 - PMI: _____ Location: _____ toxicological endpoint: _____
- 6. Substances Accounting for 90% of Acute Hazard Index: _____

C. Public Notification and Risk Reduction

- 1. Public Notification Required? _____ Yes _____ No
 - a. If 'Yes', estimated population exposed to risks > 10 in a million for a 30-year exposure, or an HI >1

- 2. Risk Reduction Required? _____ Yes _____ No

TABLE OF CONTENTS

1.0 EXECUTIVE SUMMARY.....	1
2.0 FACILITY AND AREA DESCRIPTION	2
3.0 EMISSIONS.....	3
4.0 MODELS / MODELING ASSUMPTIONS	4
5.0 METEOROLOGICAL DATA	6
6.0 HEALTH RISK ASSESSMENT RESULTS	7
6.1 2019 Emissions Inventory	7
6.2 Future Permitted Coatings Throughput and HEPA Controls Installed.....	9
7.0 CONCLUSIONS	10

FIGURES

Figure 1: Coastline HPC Facility Location and Nearest Receptors.....	3
--	---

TABLES

Table 1 Coastline HPC Facility (2019 ATIR) - Health Risk Assessment Summary...	7
Table 2 Coastline HPC Facility - Health Risk Assessment Summary Future permitted COATINGS Throughput And HEPA Controls.....	9

APPENDICES

Appendix A Detailed Emissions Information	
Appendix B Source Parameters & Locations, and Receptor Grid for AERMOD Modeling	
Appendix C Risk Isopleths for Residential 30-Yr and 70-Yr Cancer Risk, Worker 25-Yr Cancer Risk, Worker Chronic Risk, and Worker 8-hr Chronic Risk	
Appendix D Risk Assessment Health Values and Pathways; Pathway, Dominant Pollutant and Dominant Toxic Endpoint for the Maximally Exposed Individuals; and Cancer Burden	

1.0 EXECUTIVE SUMMARY

In accordance with the requirements of the Air Toxics "Hot Spots" Act, this AB 2588 Health Risk Assessment (HRA) report has been prepared for the Coastline High Performance Coatings Ltd. (Coastline HPC) (SCAQMD Facility #112684), located at 7181 Orangewood Avenue in Garden Grove, California. BlueScape Environmental (BlueScape) performed an HRA in accordance with the Office of Environmental Health Hazard Assessment (OEHHA) *Air Toxics "Hot Spots" Program Risk Assessment Guidelines*¹ and SCAQMD's *Supplemental Guidelines for Preparing Risk Assessments for the Air Toxics "Hot Spots" Information and Assessment Act*.²

The South Coast Air Quality Management District (SCAQMD or District) has designated the facility as a Potentially High-Risk Level Facility as defined in Rule 1402(c)(14), based on the emission inventory year 2019 and an HRA completed by the District.³ The designation is almost entirely due to the use of coatings containing chromate compounds in spray booths, from hexavalent chromium (CrVI) emissions.

In determining the designation for the Coastline HPC facility, the District considered potency, toxicity, quantity and volume of air toxic emissions materials released from the facility in 2019. The District considered the proximity of each emissions source at the facility to its nearest potential receptors, for both residential and off-site worker receptors. In the District letter, SCAQMD stated that Coastline HPC is required to "...expeditiously reduce risks from your facility...." To address this requirement, the facility will modify two spray booths with installation of high efficiency particulate air (HEPA) filters.

BlueScape used AERMOD Version 19191 for air dispersion modeling. The HRA was performed using HARP2 ADMRT modeling software version 21081, using health risk assessment methods set forth in SCAQMD guidelines. The electronic AERMOD and HARP2 files are included with this report. Tables of calculated maximum 1-hour emissions and average annual emissions used in this HRA are included in Appendix A. A list of facility sources and AERMOD source parameters are included in Appendix B. Appendix C presents the impact isopleths for cancer and non-cancer risks that are calculated to be above Rule 1402 notification risk thresholds. Appendix D presents the risk assessment health values and pathways for each pollutant emitted, detailed risk information for each key receptor by chemical and pathway, and cancer burden calculations.

Using 2019 ATIR emissions, health risk impacts were calculated to be below the SCAQMD Rule 1402 Notification Risk Level of a 1.0 hazard index (HI) for chronic, 8-hr chronic, and acute non-cancer risk. Cancer risk impacts were calculated to be 46 in one million for 30-year Maximum Exposed Individual Residential (MEIR) cancer

¹ *Air Toxics "Hot Spots" Program Risk Assessment Guidelines*, OEHHA, February 2015.

² *Supplemental Guidelines for Preparing Risk Assessments for the Air Toxics "Hot Spots" Information and Assessment Act*, SCAQMD, October 2020.

³ Letter from SCAQMD to Coastline HPC, SCAQMD, February 4, 2021

risk, and 1,091 in one million for 25-year Maximum Exposed Individual Worker (MEIW) cancer risk. The MEIR risk is above the 25 in one million Action Risk Level stated in Rule 1402(c)(2). The MEIW risk is above the 100 in one million Significant Risk Level stated in Rule 1402(c)(19). A Risk Reduction Plan will be prepared and submitted to the District, that will be substantially the same as the *Early Action Risk Reduction Plan* already submitted.⁴

To perform a comparative cancer risk analysis to include HEPA controls on spray booths where chromate coatings will be used, current permitted throughput limits for Spray Booth #1 (for coatings containing strontium chromate), where a HEPA filter was already operated in 2019, were assumed. For Spray Booths #2 and #3, the anticipated future permit limits were assumed, as shown in Table A.2 in Appendix A. No chromium compounds will be used in Spray Booth #4. Emissions were calculated using these throughputs and assuming HEPA filters will be installed on Spray Booths #2 and #3. The impacts with these future permitted emissions, including HEPA controls, are calculated to be 0.30 in one million for 30-year MEIR cancer risk, and 6.24 in one million for MEIW cancer risk, below both the Rule 1402 Action Risk Level of 25 in one million and the Notification Risk Level of 10 in one million.

2.0 FACILITY AND AREA DESCRIPTION

The Coastline HPC facility in Garden Grove specializes in the application of thermal control coatings, adhesive bonding primers and solid film lubricants to equipment used in the aerospace, satellite and RF microwave industries. Equipment at the facility includes coating spray booths and electric baking/curing ovens.

⁴ *Early Action Risk Reduction Plan SCAQMD rule 1402(g)(2)*, Coastline High Performance Coatings, prepared by AQC Environmental Engineers, submitted by email April 20, 2021.

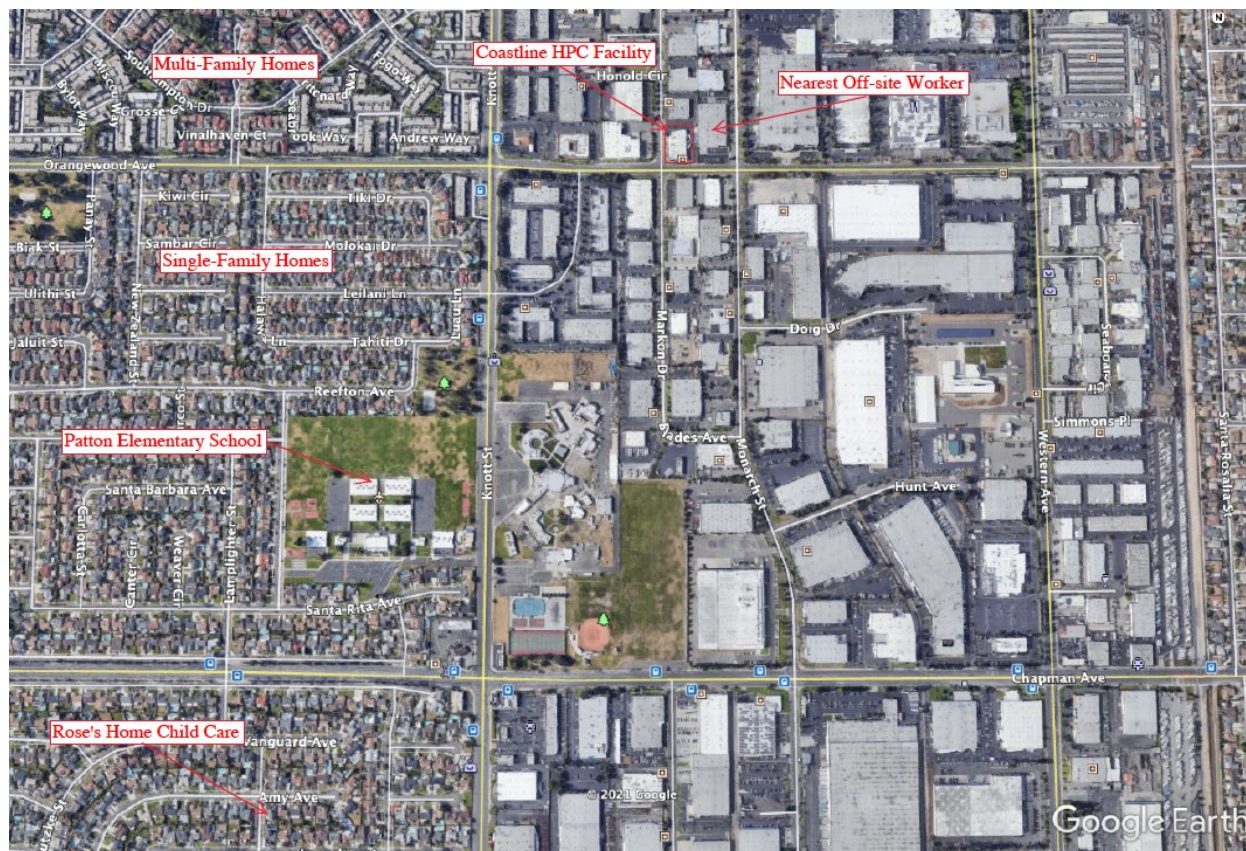


FIGURE 1: COASTLINE HPC FACILITY LOCATION AND NEAREST RECEPTORS

The facility is located in a mostly industrial setting approximately 2.5 km east of the Seal Beach airport. The nearest residents are in neighborhoods comprised of single-family and multi-family homes approximately 300 meters to the west. The nearest school is Patton Elementary School about 500 meters to the southwest. The nearest daycare is Rose's Home Child Care about 1.2 km southwest of the facility. Although Rose's is the closest daycare to the facility, another daycare center, Yoly's Daycare, located about 2.75 km to the northeast of the facility, was the daycare center with the highest health risk impacts.⁵ There are no hospitals within 2 km of the facility. The nearest off-site worker location with the highest health risk impacts is just east of the fence line of the facility. The location of the facility, and the nearest receptors, including off-site workers, residences, a school and daycare centers, is shown in Figure 1 above.

3.0 EMISSIONS

The facility AB 2588 emissions, approved by SCAQMD and presented in the ATIR for Coastline High Performance Coatings Ltd. (Facility #112684) for calendar year 2019, were used in this analysis. The emission calculations were based on operational and

⁵ The location of Yoly's Day Care is not included in Figure 1, but its location is indicated in the Resident 30-yr isopleth figure in Appendix C.

emissions control information supplied by Coastline HPC. Detailed 2019 annual and hourly emissions information for each source and scenario is reported in Appendix A in Table A.1.

As stated in the *Early Action Risk Reduction Plan*, Coastline intends to install HEPA filters with minimum 99.97% control efficiency for particulates on Spray Booths #2 and #3. Spray Booth #1 has a HEPA filter that was in use in 2019; no additional controls will be installed on Spray Booth #4, because Coastline will not use coatings containing chromium in Spray Booth #4.

To assess the cancer risk impacts after HEPA filters are installed, the anticipated future permitted, or Potential-to-Emit (PTE), emission calculations for strontium chromate were performed for Spray Booths #1-#3. For Spray Booth #1, the current permitted maximum strontium chromate coatings throughput (125 gallons per year of 5% strontium chromate, or 45.9 lb/yr of strontium chromate, assuming a density of 7.34 lb/gal) was assumed.⁶ For Spray Booths #2 and #3, the future permitted usage of 250 and 200 lb/year, respectively, of strontium chromate coatings was assumed. These are the usage values prior to spraying coatings and before emission controls are applied. Calculated future PTE emissions of strontium chromate for Spray Booths #1-#3, along with the unchanged emissions for Spray Booth #4, are included in Appendix A in Table A.2.

4.0 MODELS / MODELING ASSUMPTIONS

On March 6, 2015, the State Office of Environmental Health Hazard Assessment (OEHHA) adopted changes to the *Air Toxics Hot Spots Program Guidance Manual for the Preparation of Health Risk Assessments*. That document, as well as SCAQMD's *Supplemental Guidelines for Preparing Risk Assessments for the Air Toxics "Hot Spots" Information and Assessment Act* were used to implement the modeling assumptions for the HRA.

The following modeling assumptions were implemented:

- Models: AERMOD Version 19191 (using Lakes software) and HARP2 ADMRT Version 21081.
- The following AERMOD model options were used in the analysis:
 1. Elevated terrain options used; AERMAP *.ROU files.
 2. Four (4) emission sources were modeled as point sources (exhausts from spray booths). Appendix B contains the detailed source information entered into AERMOD for dispersion modeling.
 - a. Because facility work activities occurred between 8 AM and 4 PM in 2019, variable emissions adjustments were used for these sources

⁶ Reference SCAQMD permit #G40865, Condition #14.

for cancer, chronic, and 8-hour chronic risk calculations (PERIOD plot files). For each hour from 8 AM until 4 PM, a factor of 3.0 was entered into the Variable Emissions table.

- b. For acute risk calculations, (1-hr plot files), the variable emissions were edited to replace the factor of 3.0 with a factor of 1.0. This turns emissions "on" for hours when the source is operating and "off" for hours when the source is not operating.
3. The baking oven that is on-site was not used in 2019, so this source was not included in the modeling analysis. The curing oven was used in 2019, but is not included in the modeling analysis, since it is assumed that 100% of emissions from coatings sprayed go to the spray booth stacks, leaving 0% for the curing oven. This represents a worst-case scenario for modeling purposes.
 4. Urban dispersion characteristics used based on surrounding land characteristics; Population = 3,010,232 (estimated population in a 3 km radius around the facility).
 5. The Building Profile Input Program - Prime (BPIP-Prime) was utilized to run building downwash effects on emissions from the stacks. Building information is included in the AERMOD zip file.
 6. Receptors:
 - a. No flagpole receptors.
 - b. Sensitive Receptors (Receptor Numbers 1 – 56): At locations of schools, daycare centers, and nursing homes that are <2 km from the facility.
 - c. Receptor Grid (Receptor Numbers 57 – 2412):
 - i. Facility centroid: 406700.00 m East, 3740000.00 m North (UTM; WGS84), Zone 11S;
 - ii. 50-meter spacing from facility centroid forming a 1,000-meter northing by 1,000-meter easting grid;
 - iii. 100-meter spacing from facility centroid forming a 2,000-meter northing by 2,000-meter easting grid; and
 - iv. 250-meter spacing from facility centroid forming a 10,000-meter northing by 10,000-meter easting grid.
 - d. Census Receptors (Receptor Numbers 2413 – 4954): From HARP2 2010 Census Database.

- e. Fenceline Receptors (Receptor Numbers 4955 – 4970): 20-meter spacing along the fenceline.
- AERMOD plot files were imported into HARP2 and risk analyses were conducted using the following HARP2 model options:
 1. 70-year Residential Cancer Risk, ARB Risk Management Policy, RMP Method for Cancer Burden.
 2. 30-year Residential Cancer Risk, RMP Method.
 3. 25-year Worker Cancer Risk, OEHHA Derived Method.
 4. Deposition Rate of 0.02 m/s.
 5. Residential Exposure Pathways: Inhalation, Soil, Dermal, Mother’s Milk, and Households that Garden.
 6. Fraction of Time at Home applied only for the age greater than or equal to ≥ 16 years old bin.
 7. Worker Exposure Pathways: Inhalation (8-hr breathing rates, Moderate intensity), Soil, Dermal (Warm).
- Facility work activities occurred in 2019 between 8 AM and 4 PM, thus for the worker cancer and 8-hr chronic risk calculations only, to align modeled concentration calculations with worker exposure, a Worker Adjustment Factor (WAF) was applied to the sources based on the hours of operation relative to a hypothetical worker on an 8 hour per day, five days per week schedule. For these calculations, the facility is assumed to operate seven days per week. The WAF used is:

8 AM to 4 PM: $WAF = (24 \text{ hrs/day}) / (8 \text{ hrs/day}) \times (7 \text{ days/week}) / (5 \text{ days/week}) = 4.2$

5.0 METEOROLOGICAL DATA

The meteorological (MET) data set used in the modeling is from the Fullerton MET station (2012 – 2016) as available on SCAQMD’s site (processed with U.S. EPA’s AERMET v.16216). The MET data from the Fullerton station was chosen because it is the closest station that represents the facility’s meteorological conditions. This MET data was pre-processed by SCAQMD using the adjusted friction velocity for low wind conditions option, so the default ADJ_U* option is selected.

6.0 HEALTH RISK ASSESSMENT RESULTS

Results from the AERMOD and HARP2 model runs for reporting year 2019, and for the comparative future cancer risk impact scenario with HEPA controls installed on Spray Booths #2 and #3, are presented in this section.

6.1 2019 Emissions Inventory

Cancer, chronic, 8-hr chronic, and acute risks due to exposure to facility emissions in 2019 were determined for the maximally exposed individual worker (MEIW) receptor, the maximally exposed individual resident (MEIR), and for the off-site point of maximum impact (PMI). The 70-year residential cancer risk was determined for census receptors in the centroid of tracts where the cancer risk exceeded one per one million chances, and an estimation of population cancer burden was calculated. The facility is in a mostly industrial area, approximately 300 m west and 380 m south of residential neighborhoods.

Risk result plot files from HARP2 were imported into AERMOD to confirm the locations of the MEIR and MEIW. Risk results for required risk scenarios, using 2019 emissions and are presented in Table 1. Results are compared in this table to the SCAQMD Rule 1402 Action Risk Level of 25 in one million (or 2.5E-05) for maximum incremental cancer risk threshold and 0.5 for cancer burden; and the Notification Risk Level for noncancer risk; a 1.0 hazard index (HI) for acute and chronic (or 8-hour chronic) HI thresholds.

Risk Scenario	Receptor Type	UTM Location* (m)	Risk Results	Threshold	Exceed Threshold?
Cancer Burden	Resident	N/A	0.15	0.5	No
Cancer Risk	30-yr PMI	406721.48, 3740013.14	6,216 in one million	N/A**	N/A
	25-yr PMI	406721.48, 3740013.14	1,367 in one million		N/A
	30-yr MEIR	406900.00, 3740400.00	46.0 in one million	25 in one million	Yes
	25-yr MEIW	406738.85, 3740013.06	1,091 in one million		Yes
	Sensitive Receptor Patton Elementary School	406350.00, 3739550.00	4.96 in one million		No
	Sensitive Receptor Yoly's Day Care	408318.00, 3742198.00	1.42 in one million		No

Risk Scenario	Receptor Type	UTM Location* (m)	Risk Results	Threshold	Exceed Threshold?
Chronic HI	PMI	406721.48, 3740013.14	0.64	N/A**	N/A
	MEIR	406900.00, 3740400.00	0.005	1.0	No
	MEIW	406738.85, 3740013.06	0.51		No
	Sensitive Receptor Patton Elementary School	406350.00, 3739550.00	0.001		No
	Sensitive Receptor Yoly's Day Care	408318.00, 3742198.00	0.0001		No
Chronic 8-Hour HI	PMI	406721.48, 3740013.14	Worker 1.23	N/A**	N/A
	MEIR	406900.00, 3740400.00	0.002	1.0	No
	MEIW	406738.85, 3740013.06	0.98		No
	Sensitive Receptor Patton Elementary School	406350.00, 3739550.00	0.001		No
	Sensitive Receptor Yoly's Day Care	408318.00, 3742198.00	0.0003		No
Acute HI	PMI	406738.34, 3739977.05	0.07	1.0	No
	MEIR	406400.00, 3740000.00	0.004		No
	MEIW	406738.34, 3739977.05	0.067		No
	Sensitive Receptor Patton Elementary School	406200.00, 3739550.00	0.0004		No
	Sensitive Receptor Yoly's Day Care	408318.00, 3742198.00	0.00005		No

* Universal Transverse Mercator (UTM; WGS84), Zone 11S.

** The PMI is reported for informational purposes. The cancer, chronic, and 8-hr chronic risks are assessed at the resident (MEIR) or worker (MEIW) locations with the highest impacts. The PMI is not used by SCAQMD for Rule 1402 risk reduction requirements.

Noncancer chronic, 8-hr chronic, and acute risks do not exceed the Rule 1402 Notification Risk Level of a 1.0 HI. Cancer burden does not exceed the 0.5 Action Risk Level. The 30-year residential cancer risk and 25-year Worker cancer risk at the MEIR

and MEIW locations both exceed the Rule 1402 Action Risk Level of 25 in one million. The MEIW risk also exceeds the Rule 1402 Significant Risk Level of 100 in one million.

Because the cancer risk threshold is exceeded at the 30- and 25-year MEIR and MEIW locations, isopleth diagrams showing the locations that are covered by the >10 in one million risk isopleths for each period are included in Appendix C. Isopleth diagrams for 70-year residential cancer risk (used for cancer burden analysis) showing the >1 in one million isopleth, and the noncancer chronic and 8-hr chronic risk showing the >0.5 HI isopleths are also included in Appendix C. Appendix D includes detailed risk information for pathway, risk by leading chemical and health-outcome for the key receptors, and cancer burden calculations.

6.2 Future Permitted Coatings Throughput and HEPA Controls Installed

To assess the cancer risk impacts after the two new HEPA filters are installed, PTE emissions based on the current permitted chromate coating throughput in Spray Booth #1 and anticipated future permitted strontium chromate coating throughputs for Booths #2 and #3, controlled with HEPA filters, were used to evaluate cancer risk at the MEIW receptor, the MEIR receptor, and at the off-site PMI.

Risk result plot files from HARP2 were imported into AERMOD to confirm the locations of the MEIR and MEIW. Cancer risk results using these future permitted emissions with HEPA controls installed, are presented in Table 2. Results are compared in this table to the Rule 1402 Action Risk Level of 25 in one million (or 2.5E-05) for maximum incremental cancer risk.

Risk Scenario	Receptor Type	UTM Location* (m)	Risk Results	Threshold	Exceed Threshold?
Cancer Risk	30-yr PMI	406721.48, 3740013.14	36.0 in one million	N/A**	N/A
	25-yr PMI	406721.48, 3740013.14	8.1 in one million		N/A
	30-yr MEIR	406900.00, 3740400.00	0.30 in one million	25 in one million	No
	25-yr MEIW	406738.85, 3740013.06	6.24 in one million		No

* Universal Transverse Mercator (UTM; WGS84), Zone 11S.

** The PMI is reported for informational purposes. The cancer risks are assessed at the resident (MEIR) or worker (MEIW) locations with the highest impacts. Therefore, the threshold for PMI is not applicable.

This analysis demonstrates that the installation of the two HEPA filters, with future permitted emissions of strontium chromate, will reduce both residential and worker cancer risk to well below the Rule 1402 Action Risk Level of 25 in one million, as well as below the 10 in one million Notification Risk Level.

7.0 CONCLUSIONS

The cancer risk impacts based upon the Coastline HPC facility 2019 ATIR emissions are above the Rule 1402 Action Risk Level of 25 in on million that requires risk reduction under Rule 1402. The cancer burden is below the 0.5 Action Risk Level. Health risk impacts are below the Notification Risk Level of 1.0 HI for non-cancer chronic, 8-hour chronic, and acute risk.

The facility will prepare and submit a Risk Reduction Plan to reduce cancer risk for off-site workers and residents to below the Rule 1402 Action Risk Level. Emission controls to be included in the Risk Reduction Plan will consist of the installation of HEPA filters on Spray Booths #2 and #3. Health risks with HEPA filters on Spray Booths #1-#3 will be below the AB 2588 Action Risk Level of 25 in one million for cancer risk, allowing for expected future permitted throughput of strontium chromate coatings along with other facility emissions, without exceeding the Action Risk Level.

APPENDIX A

DETAILED EMISSIONS INFORMATION

TABLE A.1 - COASTLINE HPC FACILITY 2019 ATIR EMISSIONS				
Source ID	CAS #	Chemical Name	Annual Emissions (lb/yr)	Maximum Hourly Emissions (lb/hr)
STK1	7789062	Strontium Chromate or Chromic Acid, Strontium Salt (1:1)	9.07E-04	4.54E-07
	67561	Methyl Alcohol (Methanol)	3.48E+00	1.74E-03
	78933	MEK or 2-Butanone	3.46E+02	1.73E-01
	50000	Formaldehyde	2.07E-01	1.04E-04
STK2	7789062	Strontium Chromate or Chromic Acid, Strontium Salt (1:1)	8.13E+00	4.06E-03
	67561	Methyl Alcohol (Methanol)	2.58E+00	1.29E-03
	67630	Isopropyl Alcohol	1.43E+01	7.13E-03
	71363	n-Butyl Alcohol	1.03E+01	5.16E-03
	7440473	Chromium	9.03E-02	4.52E-05
	78933	MEK or 2-Butanone	7.28E+00	3.64E-03
	1330207	Xylene	1.76E+02	8.81E-02
	100414	Ethyl benzene	4.40E+01	2.20E-02
	108883	Toluene	3.58E+02	1.79E-01
	108656	1-Methoxy-2-propyl Acetate (Propylene glycol monomethyl ether acetate)	1.32E+02	6.61E-02
	108101	Methyl Isobutyl Ketone	8.88E+01	4.44E-02
	101688	4,4'-Diphenylmethane diisocyanate	8.81E+00	4.40E-03
	18540299	Chromium, Hexavalent	5.18E-02	2.59E-05
STK3	7789062	Strontium Chromate or Chromic Acid, Strontium Salt (1:1)	2.83E-01	1.42E-04
	67630	Isopropyl Alcohol	5.64E-01	2.82E-04
	78933	MEK or 2-Butanone	4.51E-01	2.25E-04
	1330207	Xylene	7.27E+00	3.63E-03
	100414	Ethyl benzene	1.82E+00	9.09E-04
	108883	Toluene	1.49E+01	7.44E-03
	108656	1-Methoxy-2-propyl Acetate (Propylene glycol monomethyl ether acetate)	5.45E+00	2.73E-03
	108101	Methyl Isobutyl Ketone	3.68E+00	1.84E-03
	101688	4,4'-Diphenylmethane diisocyanate	3.63E-01	1.82E-04
STK4	67630	Isopropyl Alcohol	5.29E-01	2.65E-04
	71363	n-Butyl Alcohol	3.97E-02	1.98E-05
	1330207	Xylene	5.29E-01	2.65E-04
	100414	Ethyl benzene	1.32E-01	6.61E-05

TABLE A.2 - COASTLINE HPC FACILITY EMISSIONS WITH FUTURE PERMITTED THROUGHPUT AND HEPA CONTROLS				
Source ID	CAS #	Chemical Name	Annual Emissions (lb/yr)	Maximum Hourly Emissions (lb/hr)
STK1	7789062	Strontium Chromate or Chromic Acid, Strontium Salt (1:1)	4.82E-03	2.41E-06
	67561	Methyl Alcohol (Methanol)	3.48E+00	1.74E-03
	78933	MEK or 2-Butanone	3.46E+02	1.73E-01
	50000	Formaldehyde	2.07E-01	1.04E-04
STK2	7789062	Strontium Chromate or Chromic Acid, Strontium Salt (1:1)	2.63E-02	1.31E-05
	67561	Methyl Alcohol (Methanol)	2.58E+00	1.29E-03
	67630	Isopropyl Alcohol	1.43E+01	7.13E-03
	71363	n-Butyl Alcohol	1.03E+01	5.16E-03
	7440473	Chromium	9.03E-02	4.52E-05
	78933	MEK or 2-Butanone	7.28E+00	3.64E-03
	1330207	Xylene	1.76E+02	8.81E-02
	100414	Ethyl benzene	4.40E+01	2.20E-02
	108883	Toluene	3.58E+02	1.79E-01
	108656	1-Methoxy-2-propyl Acetate (Propylene glycol monomethyl ether acetate)	1.32E+02	6.61E-02
	108101	Methyl Isobutyl Ketone	8.88E+01	4.44E-02
	101688	4,4'-Diphenylmethane diisocyanate	8.81E+00	4.40E-03
	18540299	Chromium, Hexavalent	1.55E-04	7.77E-08
STK3	7789062	Strontium Chromate or Chromic Acid, Strontium Salt (1:1)	2.10E-02	1.05E-05
	67630	Isopropyl Alcohol	5.64E-01	2.82E-04
	78933	MEK or 2-Butanone	4.51E-01	2.25E-04
	1330207	Xylene	7.27E+00	3.63E-03
	100414	Ethyl benzene	1.82E+00	9.09E-04
	108883	Toluene	1.49E+01	7.44E-03
	108656	1-Methoxy-2-propyl Acetate (Propylene glycol monomethyl ether acetate)	5.45E+00	2.73E-03
	108101	Methyl Isobutyl Ketone	3.68E+00	1.84E-03
	101688	4,4'-Diphenylmethane diisocyanate	3.63E-01	1.82E-04
STK4	67630	Isopropyl Alcohol	5.29E-01	2.65E-04
	71363	n-Butyl Alcohol	3.97E-02	1.98E-05
	1330207	Xylene	5.29E-01	2.65E-04
	100414	Ethyl benzene	1.32E-01	6.61E-05

TABLE A.3 - COASTLINE HPC FACILITY 2019 FACILITY EMISSIONS					
Pollutant	CAS #	Annual Emissions		Hourly Emissions	
		lb/yr	g/sec	lb/hr	g/sec
Strontium Chromate or Chromic Acid, Strontium Salt (1:1)	7789-06-2	8.41E+00	1.21E-04	4.21E-03	5.30E-04
Methyl Alcohol (Methanol)	67-56-1	6.06E+00	8.71E-05	3.03E-03	3.82E-04
Isopropyl Alcohol	67-63-0	1.54E+01	2.21E-04	7.68E-03	9.67E-04
n-Butyl Alcohol	71-36-3	1.04E+01	1.49E-04	5.18E-03	6.53E-04
Chromium	7440-47-3	9.03E-02	1.30E-06	4.52E-05	5.69E-06
MEK or 2-Butanone	78-93-3	3.54E+02	5.09E-03	1.77E-01	2.23E-02
Formaldehyde	50-00-0	2.07E-01	2.98E-06	1.04E-04	1.31E-05
Xylene	1330-20-7	1.84E+02	2.65E-03	9.20E-02	1.16E-02
Ethyl benzene	100-41-4	4.60E+01	6.62E-04	2.30E-02	2.90E-03
Toluene	108-88-3	3.73E+02	5.36E-03	1.86E-01	2.35E-02
1-Methoxy-2-propyl Acetate (Propylene glycol monomethyl ether acetate)	108-65-6	1.38E+02	1.98E-03	6.88E-02	8.67E-03
Methyl Isobutyl Ketone	108-10-1	9.25E+01	1.33E-03	4.62E-02	5.83E-03
4,4'-Diphenylmethane diisocyanate	101-68-8	9.17E+00	1.32E-04	4.59E-03	5.78E-04
Chromium, Hexavalent	18540-29-9	5.18E-02	7.45E-07	2.59E-05	3.26E-06

APPENDIX B

**SOURCE PARAMETERS & LOCATIONS, AND RECEPTOR GRID
FOR AERMOD MODELING**



Coastline HPC Facility – AERMOD Receptors



AERMOD Source Parameters

Source ID	Release Type	Stack Height (ft)	Stack Diameter (ft)	Stack Exit Velocity (m/sec)	Temperature (°F)	UTM E (m)	UTM N (m)
STK1	Vertical	26	2.5	9.93	70	406694.63	3739997.87
STK2	Vertical	26	2.75	9.82	70	406692.51	3739985.51
STK3	Vertical	26	2.75	9.63	70	406694.66	3739994.31
STK4	Horizontal	26	2.75	0.001	70	406706.38	3739999.56

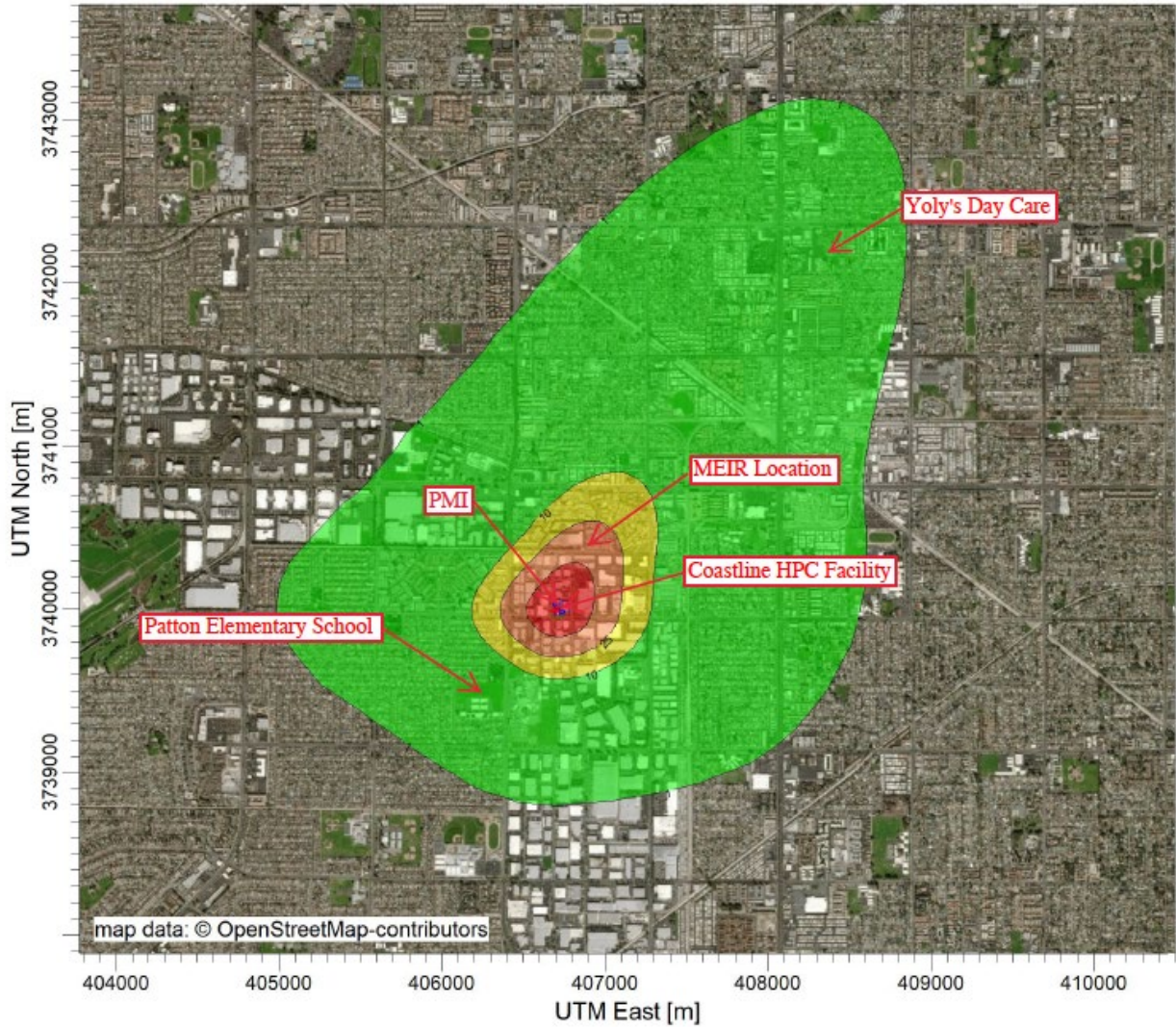
Building Dimensions

Building ID	Description	Length (ft)	Width (ft)	Height (ft)
BLD_1	Coastline HPC Building	157.8	88.7	21.0
BLD_2	7221 Orangewood Ave.	224.1	145.3	32.0
BLD_3	11450 Markon Dr.	32.3	97.4	22.0

Coastline HPC Facility – AERMOD Source Setup

APPENDIX C

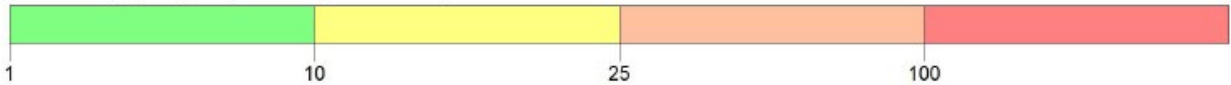
RISK ISOPLETHS FOR RESIDENTIAL 30-YR AND 70-YR CANCER RISK, WORKER 25-YR CANCER RISK, WORKER CHRONIC RISK, AND WORKER 8-HR CHRONIC RISK



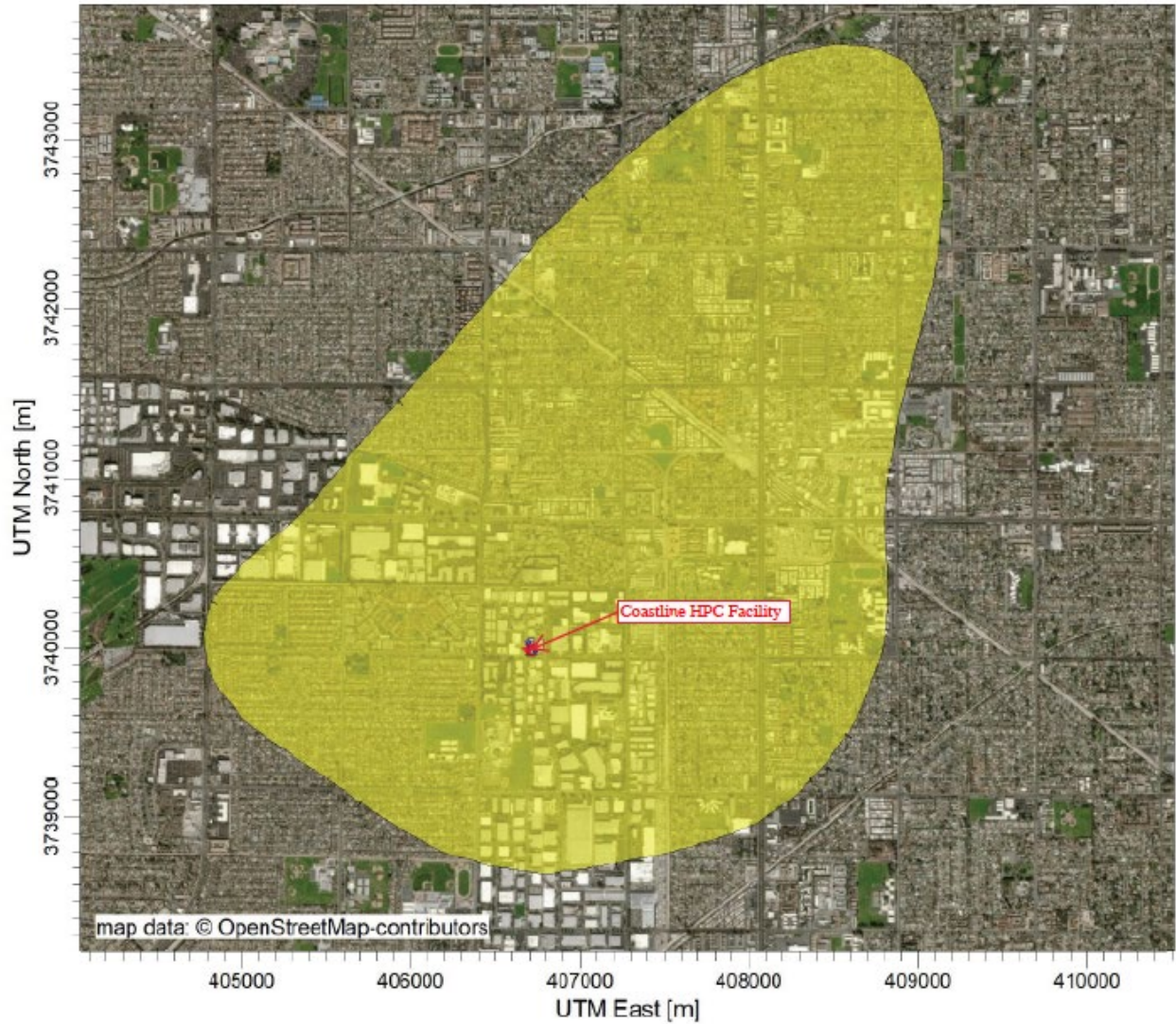
PLOT FILE OF PERIOD VALUES FOR SOURCE GROUP: ALL

ug/m³

Max: 6216 [ug/m³] at (406721.48, 3740013.14)

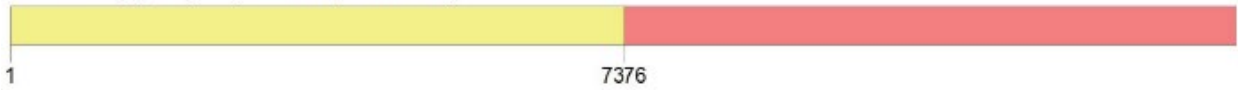


**Coastline HPC Facility – Residential 30-year Cancer Risk
1, 10, 25, and 100 in One Million Isopleths**

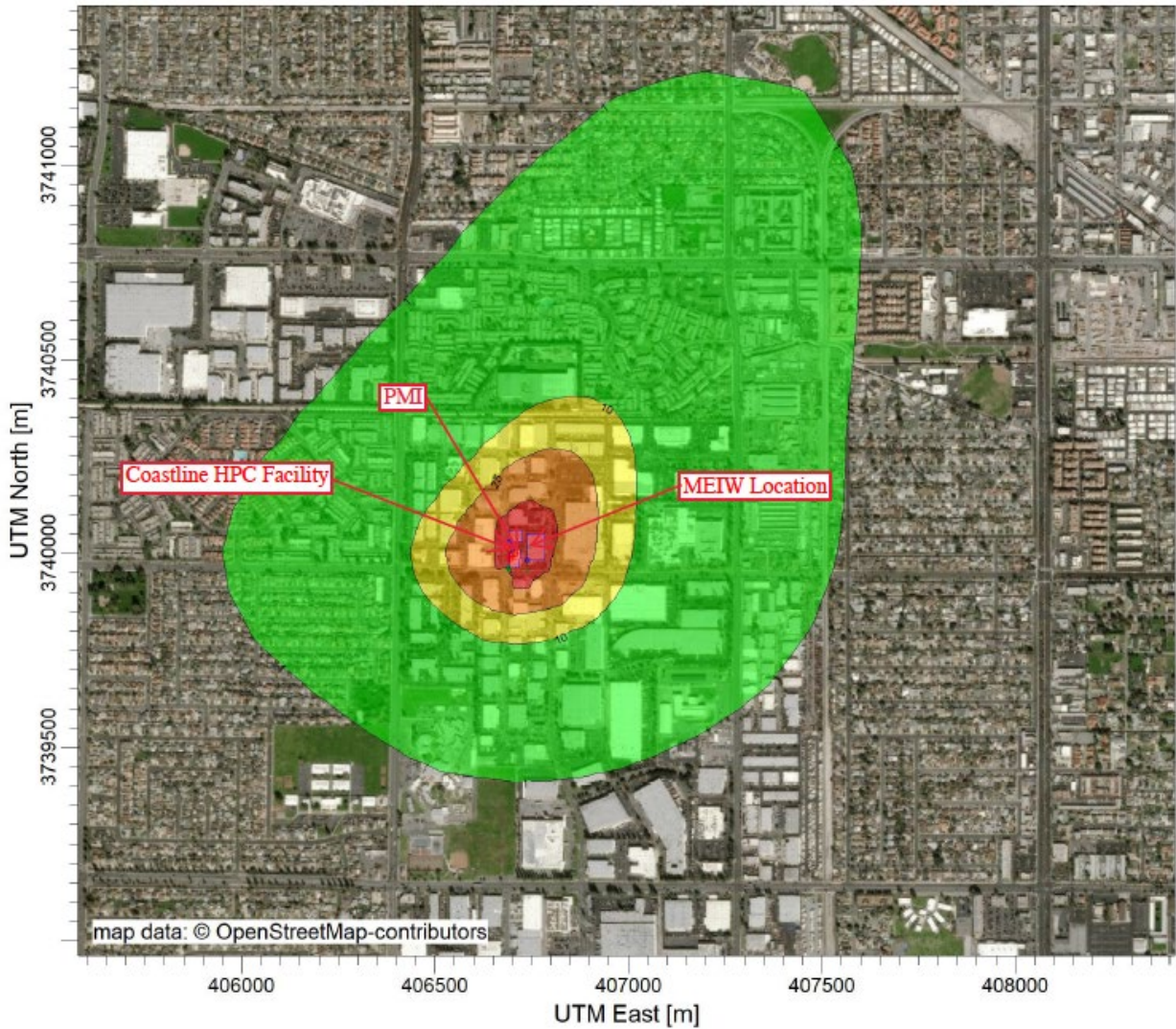


PLOT FILE OF PERIOD VALUES FOR SOURCE GROUP: ALL
Max: 7376 [ug/m³] at (406721.48, 3740013.14)

ug/m³



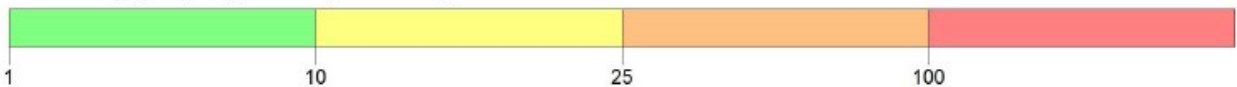
Coastline HPC Facility – Residential 70-year Cancer Risk 1 in One Million Isopleth



PLOT FILE OF PERIOD VALUES FOR SOURCE GROUP: ALL

ug/m³

Max: 1367 [ug/m³] at (406721.48, 3740013.14)

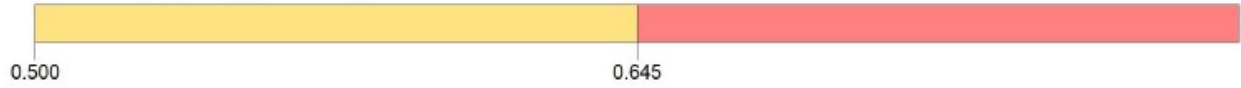


**Coastline HPC Facility – Worker 25-year Cancer Risk
1, 10, 25, and 100 in One Million Isopleths**



PLOT FILE OF PERIOD VALUES FOR SOURCE GROUP: ALL
Max: 0.645 [$\mu\text{g}/\text{m}^3$] at (406721.48, 3740013.14)

$\mu\text{g}/\text{m}^3$



**Coastline HPC Facility – Worker Chronic Risk
0.5 HI Isopleth**



PLOT FILE OF PERIOD VALUES FOR SOURCE GROUP: ALL
Max: 1.23 [ug/m^3] at (406721.48, 3740013.14)

ug/m^3



**Coastline HPC Facility – Worker 8-hr Chronic Risk
0.5 and 1.0 HI Isopleths**

APPENDIX D

RISK ASSESSMENT HEALTH VALUES AND PATHWAYS; PATHWAY, DOMINANT POLLUTANT AND DOMINANT TOXIC ENDPOINT FOR THE MAXIMALLY EXPOSED INDIVIDUALS; AND CANCER BURDEN

TABLE D.1 - COASTLINE HPC FACILITY RISK ASSESSMENT HEALTH VALUES								
Pollutant	CAS #	Cancer Risk Factor		Chronic			Acute	MWAf
		Inhalation Cancer Potency Factor (mg/kg-day) ⁻¹	Oral Slope Factor (mg/kg-day) ⁻¹	Inhalation REL (mg/m ³)	8-Hour Inhalation REL (mg/m ³)	Oral REL (mg/kg-day)	Inhalation REL (mg/m ³)	
Strontium Chromate or Chromic Acid, Strontium Salt (1:1)	7789-06-2	5.1E+02	5.0E-01	2.0E-01	--	2.0E-02	--	0.2554
Methyl Alcohol (Methanol)	67-56-1	--	--	4.0E+03	--	--	2.8E+04	1
Isopropyl Alcohol	67-63-0	--	--	7.0E+03	--	--	3.2E+03	1
n-Butyl Alcohol	71-36-3	--	--	--	--	--	--	1
Chromium	7440-47-3	--	--	--	--	--	--	1
MEK or 2-Butanone	78-93-3	--	--	--	--	--	1.3E+04	1
Xylene	1330-20-7	--	--	7.0E+02	--	--	2.2E+04	1
Ethyl benzene	100-41-4	8.7E-03	--	2.0E+03	--	--	--	1
Formaldehyde	50-00-0	2.1E-02	--	9.0E+00	9.0E+00	--	5.5E+01	1
Toluene	108-88-3	--	--	4.2E+02	8.3E+02	--	5.0E+03	1
1-Methoxy-2-propyl Acetate (Propylene glycol monomethyl ether acetate)	108-65-6	--	--	--	--	--	--	1
Methyl Isobutyl Ketone	108-10-1	--	--	--	--	--	--	1
4,4'-Diphenylmethane diisocyanate	101-68-8	--	--	8.0E-02	1.6E-01	--	1.2E+01	1
Chromium, Hexavalent	18540-29-9	5.1E+02	5.0E-01	2.0E-01	--	2.0E-02	--	1

Reference: Consolidated Table of OEHHA/ARB Approved Risk Assessment Health Values, Updated October 2, 2020

TABLE D.2 - COASTLINE HPC FACILITY NON-CANCER RISK TARGET ORGANS				
Pollutant	CAS	Target Organs		
		Chronic Risk	8-Hour Chronic Risk	Acute Risk
Strontium Chromate or Chromic Acid, Strontium Salt (1:1)	7789-06-2	Inhalation: Respiratory System Oral: Hematologic System	--	-
Methyl Alcohol (Methanol)	67-56-1	Development	--	Nervous System
Isopropyl Alcohol	67-63-0	Kidney; Development	--	Eyes; Respiratory System
n-Butyl Alcohol	71-36-3	--	--	--
Chromium	7440-47-3	--	--	--
MEK or 2-Butanone	78-93-3	--	--	Respiratory System; Eyes
Xylene	1330-20-7	Nervous and Respiratory Systems; Eyes	--	Nervous and Respiratory Systems; Eyes
Ethyl benzene	100-41-4	Alimentary system (liver); Kidney; Endocrine System; Development	--	--
Formaldehyde	50-00-0	Respiratory System	Respiratory System	Eyes (Sensory irritation)
Toluene	108-88-3	Eyes	Eyes	Nervous and Respiratory Systems; Eyes
1-Methoxy-2-propyl Acetate (Propylene glycol monomethyl ether acetate)	108-65-6	--	--	--
Methyl Isobutyl Ketone	108-10-1	--	--	--
4,4'-Diphenylmethane diisocyanate	101-68-8	Respiratory System	Respiratory System	Respiratory System
Chromium, Hexavalent	18540-29-9	Inhalation: Respiratory System Oral: Hematologic System	--	-

Reference: OEHHA Acute, 8-hour, and Chronic Reference Exposure Levels (chREs) as of November 2019.
<https://oehha.ca.gov/air/general-info/oehha-acute-8-hour-and-chronic-reference-exposure-level-rel-summary>

**TABLE D.3 - COASTLINE HPC FACILITY
PATHWAY AND TARGET ORGAN SUMMARY FOR KEY RECEPTORS
2019 ATR EMISSIONS**

Risk Scenario	Receptor Type	UTM Location (m)	Risk Results	Threshold	Exceed Threshold?	Receptor Number	Dominant Pathway	Target Organ	Dominant Pollutant
Cancer	30-yr PMI	406721.48, 3740013.14	6216 in one million	N/A	N/A	4966	Inhalation (3893)		Cr(VI)
	25-yr PMI	406721.48, 3740013.14	1367 in one million	N/A	N/A	4966	Inhalation (1360)		Cr(VI)
	30-yr MEIR	406900, 3740400	46.0 in one million	25 in one million	Yes	445	Inhalation (28.8)		Cr(VI)
	25-yr MEIW	406738.85, 3740013.06	1091 in one million	25 in one million	Yes	4957	Inhalation (1085)		Cr(VI)
	Sensitive Receptor School Patton Elementary	406350, 3739550	4.96 in one million	25 in one million	No	78	Inhalation (3.11)		Cr(VI)
	Sensitive Receptor Daycare Yoly's DayCare	408318, 3742198	1.42 in one million	25 in one million	No	10	Inhalation (0.892)		Cr(VI)
Non-cancer Chronic	PMI	406721.48, 3740013.14	0.645	N/A	N/A	4966		Respiratory	4,4'-Diphenylmethane diisocyanate
	MEIR	406900, 3740400	0.005	1.0	No	445		Respiratory	4,4'-Diphenylmethane diisocyanate
	MEIW	406738.85, 3740013.06	0.51	1.0	No	4957		Respiratory	4,4'-Diphenylmethane diisocyanate
	Sensitive Receptor School Patton Elementary	406350, 3739550	0.001	1.0	No	78		Respiratory	4,4'-Diphenylmethane diisocyanate
	Sensitive Receptor Daycare Yoly's DayCare	408318, 3742198	0.0001	1.0	No	10		Respiratory	4,4'-Diphenylmethane diisocyanate
8-hr chronic	PMI	406721.48, 3740013.14	1.233	N/A	N/A	4966		Respiratory	4,4'-Diphenylmethane diisocyanate
	MEIR	406900, 3740400	0.002	1.0	No	445		Respiratory	4,4'-Diphenylmethane diisocyanate
	MEIW	406738.85, 3740013.06	0.984	1.0	No	4957		Respiratory	4,4'-Diphenylmethane diisocyanate
	Sensitive Receptor School Patton Elementary	406350, 3739550	0.001	1.0	No	78		Respiratory	4,4'-Diphenylmethane diisocyanate
	Sensitive Receptor Daycare Yoly's DayCare	408318, 3742198	0.0003	1.0	No	10		Respiratory	4,4'-Diphenylmethane diisocyanate
Acute	PMI	406738.34, 3739977.05	0.067	1.0	No	4964		Respiratory	4,4'-Diphenylmethane diisocyanate
	MEIR	406400, 3740000	0.004	1.0	No	268		Respiratory	4,4'-Diphenylmethane diisocyanate
	MEIW	406738.34, 3739977.05	0.067	1.0	No	4964		Respiratory	4,4'-Diphenylmethane diisocyanate
	Sensitive Receptor School Patton Elementary	406200, 3739550	0.0004	1.0	No	75		Respiratory	4,4'-Diphenylmethane diisocyanate
	Sensitive Receptor Daycare Yoly's DayCare	408318, 3742198	0.00005	1.0	No	10		Respiratory	4,4'-Diphenylmethane diisocyanate

Coastline High Performance Coatings Ltd.

7181 Orangewood Avenue
 Garden Grove, CA 92841
 2019 Emissions Inventory HRA
 Cancer Burden Calculations - 2019 ATIR
 24-May-21

AERMOD Modeling Run: *Coastline PERIOD 051921.isc*
 HARP2 Modeling Run: *COASTLINE CURRCONTROLS HARP 051921_INPUT.adm*
 70 Year Residential Cancer Risk

$$\text{Cancer Burden} = \sum_{i=1}^N (CR_X \times P_X) + (CR_{(X+1)} \times P_{(X+1)}) + \dots + (CR_N \times P_N)$$

Where:
 CR_X = Cancer Risk (in one million) at Centroid Receptor X
 P_X = Number of People exposed at Centroid Receptor X
 N = Total Number of Centroid Receptors within the > 1 in a million cancer risk isopleth

Total Cancer Burden: 0.151

Total Population in CB Isopleth: 6,490

Census Receptor #	UTM E (m)	UTM N (m)	Cancer Risk (CR)	Population Near Receptor (P)	Cancer Burden within 1 in a million Isopleth	Population Within Cancer Burden 1 in a million Isopleth
2414	408764.13	3744338.2	7.83E-07	6	0.00E+00	0
2415	408573.36	3744603.29	7.01E-07	117	0.00E+00	0
2416	408423.13	3744608.06	6.80E-07	324	0.00E+00	0
2417	408198.03	3744583.95	6.49E-07	368	0.00E+00	0
2418	408271.42	3744536.78	6.72E-07	74	0.00E+00	0
2419	408619.21	3744405.35	7.53E-07	39	0.00E+00	0
2420	408622.33	3744364.18	7.64E-07	27	0.00E+00	0
2421	408669.54	3744134.07	8.29E-07	759	0.00E+00	0
2422	408839.78	3744256.31	8.07E-07	39	0.00E+00	0
2423	408759.61	3744262.73	8.01E-07	25	0.00E+00	0
2424	408463.53	3744180.74	7.94E-07	117	0.00E+00	0
2425	408254.92	3744187.74	7.59E-07	217	0.00E+00	0
2426	408075.7	3744095.32	7.52E-07	0	0.00E+00	0
2427	409459.99	3744091.48	8.02E-07	20	0.00E+00	0
2428	409298.8	3744093.46	8.24E-07	167	0.00E+00	0
2429	409054.16	3744097.23	8.43E-07	748	0.00E+00	0
2430	408944.23	3744427.08	7.72E-07	142	0.00E+00	0
2431	406974.51	3743457.85	6.48E-07	1317	0.00E+00	0
2432	406490.41	3743592.34	5.05E-07	12	0.00E+00	0
2433	406544.56	3743630.17	5.10E-07	180	0.00E+00	0
2434	406464.35	3743614.66	4.97E-07	131	0.00E+00	0
2435	406603.02	3743542.44	5.37E-07	53	0.00E+00	0
2436	406745.25	3743058.55	6.92E-07	1481	0.00E+00	0
2437	406465.26	3743000.31	6.18E-07	31	0.00E+00	0
2438	407186.38	3742994.58	9.01E-07	44	0.00E+00	0
2439	406992.23	3743035.96	7.95E-07	134	0.00E+00	0
2440	406933.12	3742954.03	8.03E-07	82	0.00E+00	0
2441	406608.15	3742810.28	7.22E-07	101	0.00E+00	0
2442	406882.18	3742864.48	8.18E-07	88	0.00E+00	0
2443	407137.93	3742857.33	9.51E-07	61	0.00E+00	0
2444	407138.71	3742709.83	1.04E-06	176	1.84E-04	176
2445	406894.9	3742708	8.99E-07	173	0.00E+00	0
2446	406734.75	3742705.35	8.17E-07	58	0.00E+00	0
2447	406603.93	3742541.07	8.24E-07	670	0.00E+00	0
2448	406464.72	3742653.44	7.18E-07	3	0.00E+00	0
2449	406465.45	3742775.31	6.80E-07	12	0.00E+00	0
2450	406856.54	3742561.67	9.59E-07	93	0.00E+00	0
2451	407031.24	3742461.38	1.16E-06	314	3.63E-04	314
2452	406464.13	3742471.14	7.85E-07	0	0.00E+00	0
2453	406583.91	3743491.28	5.42E-07	131	0.00E+00	0
2454	406465.02	3743466.39	5.21E-07	0	0.00E+00	0
2455	406585.65	3743442.14	5.51E-07	193	0.00E+00	0
2456	406622.58	3743394.65	5.69E-07	91	0.00E+00	0
2457	406757.3	3743334.78	6.18E-07	78	0.00E+00	0
2458	406592.49	3743261.32	5.91E-07	488	0.00E+00	0

Census Receptor #	UTM E (m)	UTM N (m)	Cancer Risk (CR)	Population Near Receptor (P)	Cancer Burden within 1 in a million Isopleth	Population Within Cancer Burden 1 in a million Isopleth
2459	406511.4	3743344.73	5.53E-07	62	0.00E+00	0
2460	406464.79	3743367.92	5.39E-07	35	0.00E+00	0
2461	406511.41	3743393.52	5.44E-07	82	0.00E+00	0
2462	406464.76	3743242.06	5.63E-07	0	0.00E+00	0
2463	407117.51	3743971.77	5.64E-07	0	0.00E+00	0
2464	406717.44	3743971.02	4.88E-07	0	0.00E+00	0
2465	406620.05	3743844.34	4.91E-07	567	0.00E+00	0
2466	406462.84	3743847.66	4.64E-07	0	0.00E+00	0
2467	406872	3743839.77	5.39E-07	691	0.00E+00	0
2468	407113.56	3743917.25	5.75E-07	156	0.00E+00	0
2469	407161.84	3743848.14	6.01E-07	122	0.00E+00	0
2470	407161	3743799.91	6.12E-07	117	0.00E+00	0
2471	406978.22	3743685.81	5.94E-07	698	0.00E+00	0
2472	407742.02	3743973.68	7.13E-07	0	0.00E+00	0
2473	407615.6	3743973.8	6.82E-07	0	0.00E+00	0
2474	407514.91	3743973.67	6.57E-07	0	0.00E+00	0
2475	407363.6	3743973.36	6.20E-07	0	0.00E+00	0
2476	407363.98	3743850.49	6.51E-07	144	0.00E+00	0
2477	407515.32	3743949.16	6.63E-07	3	0.00E+00	0
2478	407615.27	3743949.3	6.88E-07	0	0.00E+00	0
2479	407515.57	3743831.72	6.96E-07	141	0.00E+00	0
2480	407616.08	3743832.52	7.23E-07	110	0.00E+00	0
2481	407727.12	3743859.17	7.44E-07	275	0.00E+00	0
2482	407795.56	3743816.47	7.76E-07	100	0.00E+00	0
2483	407339.39	3743548.66	7.33E-07	55	0.00E+00	0
2484	407492.8	3743688.67	7.34E-07	116	0.00E+00	0
2485	407493.31	3743597.4	7.65E-07	87	0.00E+00	0
2486	407493.99	3743505.91	7.99E-07	107	0.00E+00	0
2487	407494.49	3743414.75	8.35E-07	92	0.00E+00	0
2488	407289.38	3743555.14	7.15E-07	75	0.00E+00	0
2489	407942.56	3743974.29	7.61E-07	0	0.00E+00	0
2490	407884.53	3743686.2	8.47E-07	267	0.00E+00	0
2491	407887.26	3743509.75	9.21E-07	18	0.00E+00	0
2492	407906.41	3743451.45	9.53E-07	12	0.00E+00	0
2493	407725.53	3743514.31	8.71E-07	35	0.00E+00	0
2494	407842.79	3743820.23	7.87E-07	115	0.00E+00	0
2495	407723.53	3743421.95	9.11E-07	14	0.00E+00	0
2496	407954.53	3743833.68	8.10E-07	56	0.00E+00	0
2497	407955.39	3743674.1	8.70E-07	22	0.00E+00	0
2498	407843.16	3743666.97	8.43E-07	76	0.00E+00	0
2499	407794.08	3743472.72	9.10E-07	32	0.00E+00	0
2500	407956.22	3743625.96	8.90E-07	40	0.00E+00	0
2501	407965.13	3743752.18	8.43E-07	43	0.00E+00	0
2502	407916.92	3743753.64	8.30E-07	38	0.00E+00	0
2503	408046.22	3743620.54	9.14E-07	22	0.00E+00	0
2504	407970.34	3743477.67	9.58E-07	46	0.00E+00	0
2505	407995.72	3743518.9	9.46E-07	20	0.00E+00	0
2506	407924.58	3743521.47	9.26E-07	4	0.00E+00	0
2507	407415.24	3743306.51	8.52E-07	495	0.00E+00	0
2508	407796.03	3743664.99	8.31E-07	69	0.00E+00	0
2509	407366.26	3743276.16	8.47E-07	126	0.00E+00	0
2510	407304.92	3743145.35	8.81E-07	0	0.00E+00	0
2511	407745.49	3743472.2	8.95E-07	0	0.00E+00	0
2512	408074.25	3743456.82	9.93E-07	0	0.00E+00	0
2513	407854.92	3743275.86	1.03E-06	354	3.63E-04	354
2514	407362.05	3743100.22	9.30E-07	53	0.00E+00	0
2515	407545.29	3742908.04	1.13E-06	125	1.42E-04	125
2516	407400.55	3743004.48	1.00E-06	86	8.60E-05	86
2517	407451.8	3743069.18	9.86E-07	47	0.00E+00	0
2518	407927.52	3742791.33	1.37E-06	1149	1.57E-03	1149
2519	407823.25	3742518.11	1.60E-06	53	8.46E-05	53
2520	407821.7	3742597.3	1.52E-06	71	1.08E-04	71
2521	407584.17	3742632.09	1.39E-06	267	3.70E-04	267
2522	407476.67	3742456.15	1.51E-06	554	8.38E-04	554
2523	408740.67	3743976.03	8.76E-07	0	0.00E+00	0
2524	408439.99	3743974.82	8.53E-07	0	0.00E+00	0
2525	408173.09	3743974.73	8.10E-07	0	0.00E+00	0
2526	408703.29	3743850.86	9.12E-07	451	0.00E+00	0

Census Receptor #	UTM E (m)	UTM N (m)	Cancer Risk (CR)	Population Near Receptor (P)	Cancer Burden within 1 in a million Isopleth	Population Within Cancer Burden 1 in a million Isopleth
2527	408827.48	3743811.97	9.21E-07	87	0.00E+00	0
2528	408156.55	3743775.17	8.76E-07	321	0.00E+00	0
2529	408247.41	3743754.22	9.01E-07	127	0.00E+00	0
2530	408075.42	3743740.91	8.72E-07	0	0.00E+00	0
2531	408378.19	3743804.42	9.03E-07	221	0.00E+00	0
2532	408487.51	3743854.82	8.97E-07	907	0.00E+00	0
2533	408296.04	3743768.5	9.04E-07	122	0.00E+00	0
2534	408334.89	3743709.02	9.32E-07	131	0.00E+00	0
2535	408307.1	3742918.3	1.30E-06	1574	2.04E-03	1574
2536	408074.2	3742980.98	1.26E-06	0	0.00E+00	0
2537	408074.08	3742728.93	1.43E-06	0	0.00E+00	0
2538	408523.79	3743594.65	9.91E-07	168	0.00E+00	0
2539	408315.52	3743648.33	9.52E-07	0	0.00E+00	0
2540	408232.43	3743602	9.59E-07	19	0.00E+00	0
2541	408075.89	3743501.38	9.73E-07	0	0.00E+00	0
2542	408855.64	3743351.06	1.04E-06	92	9.56E-05	92
2543	408792.54	3743256.3	1.08E-06	95	1.02E-04	95
2544	408717.28	3743331.09	1.07E-06	229	2.45E-04	229
2545	408612.5	3743397.63	1.06E-06	50	5.30E-05	50
2546	408477.1	3743349.26	1.08E-06	130	1.41E-04	130
2547	408325.51	3743369.01	1.07E-06	258	2.76E-04	258
2548	408150.5	3743311.7	1.08E-06	90	9.70E-05	90
2549	408074.33	3743292.48	1.07E-06	1	1.07E-06	1
2550	408676.45	3743194.64	1.12E-06	67	7.51E-05	67
2551	408323.72	3743192.49	1.15E-06	59	6.81E-05	59
2552	408854.26	3743090.59	1.10E-06	29	3.19E-05	29
2553	408674.06	3743090.43	1.15E-06	186	2.15E-04	186
2554	408676.55	3742964.21	1.19E-06	95	1.13E-04	95
2555	408836.77	3742887.6	1.15E-06	40	4.60E-05	40
2556	408644.37	3742860.28	1.24E-06	128	1.58E-04	128
2557	408778.91	3742751.43	1.20E-06	63	7.58E-05	63
2558	408771.16	3742657.24	1.22E-06	69	8.44E-05	69
2559	408499.06	3742677.6	1.36E-06	86	1.17E-04	86
2560	408672.79	3742456.37	1.32E-06	357	4.72E-04	357
2561	408518.59	3742600.45	1.38E-06	111	1.53E-04	111
2562	408225.29	3742505.24	1.57E-06	422	6.62E-04	422
2563	408074.18	3742595.97	1.54E-06	0	0.00E+00	0
2564	408074.11	3742445.05	1.66E-06	2	3.33E-06	2
2565	408523.94	3742521.11	1.41E-06	74	1.04E-04	74
2566	409459.75	3743977.82	8.16E-07	0	0.00E+00	0
2567	409240.33	3743977.69	8.49E-07	0	0.00E+00	0
2568	408966.49	3743977.31	8.74E-07	0	0.00E+00	0
2569	409151.36	3743906.79	8.72E-07	557	0.00E+00	0
2570	408985.36	3743851.27	9.01E-07	65	0.00E+00	0
2571	409042.52	3743895.63	8.87E-07	68	0.00E+00	0
2572	409281.5	3743899.12	8.56E-07	294	0.00E+00	0
2573	409359.7	3743889.73	8.44E-07	14	0.00E+00	0
2574	409445.34	3743941.81	8.22E-07	11	0.00E+00	0
2575	409596.8	3743977.96	7.90E-07	73	0.00E+00	0
2576	409491.18	3743867.41	8.21E-07	561	0.00E+00	0
2577	409620.76	3743908.98	7.89E-07	206	0.00E+00	0
2578	409528.27	3743690.07	8.25E-07	876	0.00E+00	0
2579	409315.43	3743720.59	8.74E-07	51	0.00E+00	0
2580	409074.21	3743648.04	9.32E-07	180	0.00E+00	0
2581	409440.86	3743354.01	8.67E-07	57	0.00E+00	0
2582	409609.91	3743496.57	8.09E-07	73	0.00E+00	0
2583	409083.84	3743425.39	9.69E-07	86	0.00E+00	0
2584	408963.78	3743462.25	9.91E-07	115	0.00E+00	0
2585	409170.32	3743352.71	9.55E-07	121	0.00E+00	0
2586	408945.95	3743251.61	1.04E-06	72	7.48E-05	72
2587	408994.24	3743298.39	1.02E-06	51	5.18E-05	51
2588	409510.39	3743113.16	8.42E-07	83	0.00E+00	0
2589	409282.52	3742985.92	9.37E-07	46	0.00E+00	0
2590	409201.9	3742985.25	9.73E-07	32	0.00E+00	0
2591	409127.26	3743087.98	9.98E-07	41	0.00E+00	0
2592	408985.47	3743088.11	1.05E-06	108	1.14E-04	108
2593	409022.66	3742902.13	1.06E-06	171	1.81E-04	171
2594	409060.94	3742577.74	1.05E-06	380	3.99E-04	380

Census Receptor #	UTM E (m)	UTM N (m)	Cancer Risk (CR)	Population Near Receptor (P)	Cancer Burden within 1 in a million Isopleth	Population Within Cancer Burden 1 in a million Isopleth
2595	409287.63	3742580.34	9.18E-07	110	0.00E+00	0
2596	409387.66	3742995.68	8.90E-07	148	0.00E+00	0
2597	409444	3742886.8	8.61E-07	58	0.00E+00	0
2598	409630.12	3742925.29	7.84E-07	71	0.00E+00	0
2599	409512.47	3742757.29	8.21E-07	176	0.00E+00	0
2600	409464.91	3742398.35	8.04E-07	96	0.00E+00	0
2601	409552.87	3742577.16	7.85E-07	105	0.00E+00	0
2602	409464.94	3742576.99	8.26E-07	100	0.00E+00	0
2603	409377.28	3742576.05	8.70E-07	135	0.00E+00	0
2604	409643.37	3742536.16	7.40E-07	146	0.00E+00	0
2605	409994.33	3743406.43	6.88E-07	220	0.00E+00	0
2606	410052.16	3743267.71	6.62E-07	56	0.00E+00	0
2607	409803.22	3743455.26	7.49E-07	136	0.00E+00	0
2608	409849.1	3743208.53	7.23E-07	37	0.00E+00	0
2609	409818.29	3743277.8	7.37E-07	44	0.00E+00	0
2610	409714.52	3743246.73	7.71E-07	27	0.00E+00	0
2611	410215.31	3743433.62	6.27E-07	101	0.00E+00	0
2612	410363.28	3743353.16	5.82E-07	132	0.00E+00	0
2613	410234.32	3743290.5	6.11E-07	63	0.00E+00	0
2614	410236.44	3743210.09	6.05E-07	78	0.00E+00	0
2615	410410.2	3743126.5	5.53E-07	25	0.00E+00	0
2616	410412.89	3742920.33	5.35E-07	123	0.00E+00	0
2617	410329.18	3742906.7	5.55E-07	127	0.00E+00	0
2618	410228.35	3742784.01	5.70E-07	977	0.00E+00	0
2619	410332.1	3742607.05	5.28E-07	125	0.00E+00	0
2620	410395.96	3742528.16	5.08E-07	169	0.00E+00	0
2621	409817.77	3743799.99	7.47E-07	1067	0.00E+00	0
2622	409793.92	3743626.34	7.54E-07	81	0.00E+00	0
2623	409965.1	3743721.64	7.08E-07	113	0.00E+00	0
2624	410024.09	3742775.18	6.28E-07	1650	0.00E+00	0
2625	409921.84	3743149.85	6.94E-07	21	0.00E+00	0
2626	409793.55	3742913.2	7.20E-07	550	0.00E+00	0
2627	409782.75	3742613.9	6.93E-07	148	0.00E+00	0
2628	409800.94	3742443.07	6.67E-07	58	0.00E+00	0
2629	410750.97	3742771.11	4.56E-07	247	0.00E+00	0
2630	410678.1	3742945.01	4.81E-07	99	0.00E+00	0
2631	410588.88	3742945.29	4.98E-07	119	0.00E+00	0
2632	410499.84	3742945.35	5.17E-07	105	0.00E+00	0
2633	410653.29	3742540.27	4.58E-07	120	0.00E+00	0
2634	410540.35	3742646.12	4.86E-07	78	0.00E+00	0
2635	410514.19	3742512.19	4.82E-07	161	0.00E+00	0
2636	410548.08	3742414.84	4.70E-07	233	0.00E+00	0
2637	410912.32	3742566.12	4.19E-07	64	0.00E+00	0
2638	410765.23	3742673.4	4.47E-07	58	0.00E+00	0
2639	410769.42	3742586.64	4.42E-07	36	0.00E+00	0
2640	410772.83	3742505.66	4.37E-07	49	0.00E+00	0
2641	410770.76	3742413.75	4.33E-07	22	0.00E+00	0
2642	411126.64	3742026.08	3.78E-07	264	0.00E+00	0
2643	411031.77	3742116.56	3.90E-07	141	0.00E+00	0
2644	411054.38	3742277.25	3.91E-07	183	0.00E+00	0
2645	410620.27	3742207.13	4.47E-07	1217	0.00E+00	0
2646	410940.96	3742115.64	4.00E-07	136	0.00E+00	0
2647	410797.62	3742118.64	4.19E-07	256	0.00E+00	0
2648	410671.01	3741902.7	4.30E-07	92	0.00E+00	0
2649	410581.94	3741900.55	4.43E-07	76	0.00E+00	0
2650	410492.99	3741900.94	4.56E-07	69	0.00E+00	0
2651	410719.06	3741726.27	4.21E-07	244	0.00E+00	0
2652	410783.2	3741913.52	4.16E-07	120	0.00E+00	0
2653	410938.98	3741893.99	3.97E-07	116	0.00E+00	0
2654	411116.44	3741766.91	3.77E-07	338	0.00E+00	0
2655	411027.67	3741677.36	3.86E-07	136	0.00E+00	0
2656	411027.11	3741596.86	3.85E-07	119	0.00E+00	0
2657	410849.42	3741858.34	4.07E-07	46	0.00E+00	0
2658	410626.29	3741635.54	4.32E-07	141	0.00E+00	0
2659	411222.9	3741409.52	3.67E-07	68	0.00E+00	0
2660	411132.73	3741409.47	3.76E-07	116	0.00E+00	0
2661	410933.93	3741511.57	3.95E-07	93	0.00E+00	0
2662	410624.83	3741509.37	4.32E-07	158	0.00E+00	0

Census Receptor #	UTM E (m)	UTM N (m)	Cancer Risk (CR)	Population Near Receptor (P)	Cancer Burden within 1 in a million Isopleth	Population Within Cancer Burden 1 in a million Isopleth
2663	410622.62	3741362.46	4.32E-07	322	0.00E+00	0
2664	410936.25	3741364.18	3.96E-07	224	0.00E+00	0
2665	410846.2	3741207.22	4.06E-07	157	0.00E+00	0
2666	410678.06	3741114.98	4.27E-07	130	0.00E+00	0
2667	410646.6	3741046.75	4.31E-07	168	0.00E+00	0
2668	410468.37	3740876.1	4.56E-07	67	0.00E+00	0
2669	410646.21	3740966.02	4.32E-07	167	0.00E+00	0
2670	410825.47	3740910.67	4.10E-07	79	0.00E+00	0
2671	410916	3740831.1	4.00E-07	288	0.00E+00	0
2672	411042.27	3741118.79	3.86E-07	61	0.00E+00	0
2673	411100.74	3740956.34	3.80E-07	199	0.00E+00	0
2674	411155.6	3740783.84	3.75E-07	30	0.00E+00	0
2675	410746.67	3740790.54	4.20E-07	37	0.00E+00	0
2676	410647.45	3740881.4	4.32E-07	136	0.00E+00	0
2677	410645.41	3740791.27	4.33E-07	29	0.00E+00	0
2678	410545.25	3740791.88	4.46E-07	23	0.00E+00	0
2679	411403.78	3741499.76	3.51E-07	36	0.00E+00	0
2680	411305.55	3741497.79	3.60E-07	51	0.00E+00	0
2681	411481.19	3741393.25	3.45E-07	87	0.00E+00	0
2682	411481.76	3741304.76	3.45E-07	113	0.00E+00	0
2683	411326.27	3740919.09	3.60E-07	180	0.00E+00	0
2684	411280.9	3741833.58	3.62E-07	28	0.00E+00	0
2685	411303.56	3741602.27	3.59E-07	34	0.00E+00	0
2686	407085.7	3742285.3	1.38E-06	200	2.76E-04	200
2687	406999.42	3742321.74	1.26E-06	0	0.00E+00	0
2688	406778.23	3742172.87	1.19E-06	147	1.75E-04	147
2689	407023.43	3742107.49	1.54E-06	205	3.16E-04	205
2690	407204.1	3742068.58	1.83E-06	47	8.62E-05	47
2691	406464.19	3742128.48	9.58E-07	1	0.00E+00	0
2692	407203.93	3742184.35	1.64E-06	24	3.94E-05	24
2693	406463.86	3741859.02	1.16E-06	0	0.00E+00	0
2694	406701.25	3741855.03	1.46E-06	232	3.38E-04	232
2695	406680.52	3741940.62	1.32E-06	265	3.50E-04	265
2696	407124.53	3741863.2	2.15E-06	119	2.56E-04	119
2697	407237.78	3741828.94	2.42E-06	34	8.23E-05	34
2698	407064.81	3741718.41	2.43E-06	437	1.06E-03	437
2699	406797.08	3741630.65	2.06E-06	113	2.33E-04	113
2700	406512.93	3741680.89	1.41E-06	53	7.48E-05	53
2701	406937.69	3741631.04	2.40E-06	42	1.01E-04	42
2702	407016.93	3741631.38	2.61E-06	53	1.38E-04	53
2703	406464.23	3741603.97	1.44E-06	0	0.00E+00	0
2704	406464.16	3741681.92	1.34E-06	0	0.00E+00	0
2705	406464.37	3741760.21	1.25E-06	163	2.04E-04	163
2706	407217.93	3741492.8	3.69E-06	20	7.38E-05	20
2707	407106.94	3741492.22	3.44E-06	60	2.07E-04	60
2708	406960.6	3741455.28	3.16E-06	79	2.50E-04	79
2709	406881.52	3741480.67	2.77E-06	187	5.19E-04	187
2710	406810.64	3741312.81	3.28E-06	659	2.16E-03	659
2711	407158.45	3741344.34	4.48E-06	162	7.26E-04	162
2712	407100.45	3741253.76	5.04E-06	68	3.43E-04	68
2713	406941.69	3741281.92	4.13E-06	152	6.28E-04	152
2714	406702.74	3741193.66	3.39E-06	47	1.59E-04	47
2715	406562.6	3741355.71	2.13E-06	840	1.79E-03	840
2716	406463.56	3741507.16	1.58E-06	2	3.16E-06	2
2717	406462.44	3741440.42	1.69E-06	10	1.69E-05	10
2718	406462.14	3741381.43	1.80E-06	0	0.00E+00	0
2719	406461.55	3741312.01	1.95E-06	0	0.00E+00	0
2720	406461.18	3741218.09	2.19E-06	0	0.00E+00	0
2721	406460.47	3741154.78	2.38E-06	0	0.00E+00	0
2722	406841.4	3741107.69	5.02E-06	122	6.12E-04	122
2723	406663.2	3741089.03	3.80E-06	21	7.99E-05	21
2724	406460.17	3741124.4	2.49E-06	0	0.00E+00	0
2725	406460.33	3741074.38	2.67E-06	0	0.00E+00	0
2726	406453.13	3740972.88	3.10E-06	4	1.24E-05	4
2727	406676.16	3740956.5	5.11E-06	135	6.89E-04	135
2728	406652.32	3741008.63	4.35E-06	39	1.70E-04	39
2729	407060.89	3741031.58	7.65E-06	194	1.48E-03	194
2730	407149.91	3740866.71	1.09E-05	161	1.75E-03	161

Census Receptor #	UTM E (m)	UTM N (m)	Cancer Risk (CR)	Population Near Receptor (P)	Cancer Burden within 1 in a million Isopleth	Population Within Cancer Burden 1 in a million Isopleth
2731	407210.95	3740917.57	9.52E-06	0	0.00E+00	0
2732	406709.27	3740849.05	7.09E-06	160	1.14E-03	160
2733	406890.4	3740826.21	1.09E-05	3	3.28E-05	3
2734	406852.17	3740826.59	1.03E-05	12	1.23E-04	12
2735	406999.25	3740786.89	1.35E-05	21	2.83E-04	21
2736	406802.92	3740827.18	9.33E-06	15	1.40E-04	15
2737	406429.3	3740837.49	3.74E-06	0	0.00E+00	0
2738	406919.31	3740828.92	1.12E-05	3	3.37E-05	3
2739	406958.52	3740825.44	1.18E-05	15	1.77E-04	15
2740	407008.02	3740831.27	1.20E-05	11	1.32E-04	11
2741	407959.09	3742246.77	1.89E-06	75	1.42E-04	75
2742	407825.94	3742327.13	1.82E-06	19	3.45E-05	19
2743	407815.39	3742279.88	1.88E-06	33	6.19E-05	33
2744	407711.81	3742327.23	1.80E-06	35	6.29E-05	35
2745	407656.09	3742212.89	1.95E-06	65	1.26E-04	65
2746	407566.87	3742299.25	1.77E-06	45	7.98E-05	45
2747	407384.45	3742253.34	1.71E-06	471	8.06E-04	471
2748	407715.45	3742168.07	2.03E-06	72	1.46E-04	72
2749	407719.77	3742279.69	1.86E-06	38	7.08E-05	38
2750	407765.21	3742221.7	1.95E-06	3	5.86E-06	3
2751	407815.89	3742168.76	2.03E-06	74	1.50E-04	74
2752	407384.96	3742057.94	2.05E-06	57	1.17E-04	57
2753	407302.91	3742053.86	1.98E-06	42	8.30E-05	42
2754	407303.64	3741872.33	2.39E-06	56	1.34E-04	56
2755	407385.78	3741875.96	2.47E-06	75	1.86E-04	75
2756	407466.63	3741879.84	2.53E-06	63	1.59E-04	63
2757	407465.87	3742059.38	2.12E-06	49	1.04E-04	49
2758	407567.8	3742118.05	2.07E-06	81	1.68E-04	81
2759	407645.2	3742072.61	2.18E-06	26	5.67E-05	26
2760	407774.45	3741933.18	2.41E-06	455	1.10E-03	455
2761	407767.04	3742056.23	2.21E-06	46	1.01E-04	46
2762	407766.25	3742004.01	2.29E-06	73	1.67E-04	73
2763	407926.37	3742059.68	2.13E-06	78	1.66E-04	78
2764	407923.54	3742005.93	2.20E-06	58	1.28E-04	58
2765	407765.49	3742135.2	2.08E-06	42	8.74E-05	42
2766	407324.26	3741593.57	3.36E-06	0	0.00E+00	0
2767	407457.97	3741226.77	5.17E-06	309	1.60E-03	309
2768	407416.18	3741488.99	3.87E-06	8	3.09E-05	8
2769	407368.31	3741031.14	7.00E-06	36	2.52E-04	36
2770	407744.13	3741219.45	3.82E-06	14	5.35E-05	14
2771	407319.24	3741410.42	4.27E-06	342	1.46E-03	342
2772	407647.83	3741255.64	4.23E-06	40	1.69E-04	40
2773	407697.37	3741237.64	4.03E-06	31	1.25E-04	31
2774	407789.79	3741203.15	3.61E-06	4	1.44E-05	4
2775	407477.07	3741392.03	4.27E-06	48	2.05E-04	48
2776	407598.57	3741273.2	4.40E-06	38	1.67E-04	38
2777	407445.42	3741440.47	4.08E-06	20	8.16E-05	20
2778	407944.7	3741063.7	2.85E-06	42	1.20E-04	42
2779	407813.22	3741089.15	3.55E-06	54	1.92E-04	54
2780	408027.64	3741110.7	2.51E-06	0	0.00E+00	0
2781	407715.38	3741089.87	4.15E-06	55	2.29E-04	55
2782	407916	3740996.56	2.96E-06	44	1.30E-04	44
2783	407560.86	3740963.84	5.63E-06	137	7.72E-04	137
2784	407614.71	3740999.36	5.05E-06	59	2.98E-04	59
2785	407613.63	3740849.78	5.24E-06	82	4.30E-04	82
2786	407392.19	3740849.16	8.21E-06	514	4.22E-03	514
2787	407293.53	3740785.36	1.05E-05	0	0.00E+00	0
2788	408014.18	3740896.14	2.44E-06	17	4.15E-05	17
2789	408073.15	3740896.01	2.22E-06	0	0.00E+00	0
2790	408073.78	3741009.56	2.28E-06	0	0.00E+00	0
2791	408074.56	3741110.02	2.34E-06	0	0.00E+00	0
2792	408013.81	3740800	2.38E-06	23	5.46E-05	23
2793	407915.58	3740799.73	2.81E-06	32	9.00E-05	32
2794	407915.4	3740896.1	2.89E-06	51	1.48E-04	51
2795	407815.52	3740896.17	3.48E-06	63	2.19E-04	63
2796	407815.38	3740996.98	3.53E-06	41	1.45E-04	41
2797	407714.2	3740996.51	4.24E-06	57	2.42E-04	57
2798	407714.24	3740896.05	4.25E-06	73	3.10E-04	73

Census Receptor #	UTM E (m)	UTM N (m)	Cancer Risk (CR)	Population Near Receptor (P)	Cancer Burden within 1 in a million Isopleth	Population Within Cancer Burden 1 in a million Isopleth
2799	407713.4	3740799.13	4.21E-06	26	1.09E-04	26
2800	407815.6	3740799.14	3.40E-06	44	1.50E-04	44
2801	408073.07	3740801.65	2.16E-06	0	0.00E+00	0
2802	407805.84	3741761.66	2.69E-06	811	2.18E-03	811
2803	407714.72	3741681.26	2.96E-06	197	5.83E-04	197
2804	407528.81	3741716	3.01E-06	72	2.17E-04	72
2805	407341.15	3741732.13	2.86E-06	336	9.60E-04	336
2806	407422.9	3741657.15	3.18E-06	35	1.11E-04	35
2807	407317.5	3741688.67	2.98E-06	12	3.58E-05	12
2808	407527.02	3741502.44	3.73E-06	190	7.09E-04	190
2809	408015.54	3741257.52	2.60E-06	0	0.00E+00	0
2810	407720.32	3741408.75	3.57E-06	171	6.11E-04	171
2811	407919.36	3741277.3	2.97E-06	33	9.81E-05	33
2812	407913.29	3741635.1	2.69E-06	530	1.43E-03	530
2813	407697.43	3741482.93	3.47E-06	15	5.20E-05	15
2814	407799.91	3741464.98	3.22E-06	25	8.05E-05	25
2815	407728.66	3741477.31	3.40E-06	22	7.47E-05	22
2816	407762.54	3741476.76	3.31E-06	13	4.30E-05	13
2817	407833.69	3741483.28	3.09E-06	54	1.67E-04	54
2818	407891.13	3741449.46	2.96E-06	75	2.22E-04	75
2819	407941.67	3741449.52	2.80E-06	47	1.32E-04	47
2820	408016.85	3741450.9	2.57E-06	73	1.88E-04	73
2821	408071.38	3741432.52	2.41E-06	0	0.00E+00	0
2822	408073.56	3741524.32	2.39E-06	0	0.00E+00	0
2823	408079.53	3741433.44	2.39E-06	0	0.00E+00	0
2824	408080.06	3741286.17	2.39E-06	0	0.00E+00	0
2825	408071.66	3741250.77	2.40E-06	0	0.00E+00	0
2826	408074.74	3741156.93	2.36E-06	0	0.00E+00	0
2827	408676.15	3742255.73	1.34E-06	1164	1.56E-03	1164
2828	408427.65	3742277.3	1.56E-06	121	1.89E-04	121
2829	408241.9	3742250.7	1.73E-06	122	2.11E-04	122
2830	408073.93	3742253.09	1.84E-06	0	0.00E+00	0
2831	408073.8	3742105.17	1.97E-06	0	0.00E+00	0
2832	408276.68	3742104.32	1.78E-06	66	1.17E-04	66
2833	408563.01	3742117.31	1.46E-06	126	1.84E-04	126
2834	408854.99	3742074.04	1.17E-06	26	3.04E-05	26
2835	408275.72	3741801.93	1.89E-06	2269	4.29E-03	2269
2836	408072.91	3741811.54	2.22E-06	0	0.00E+00	0
2837	408670.04	3742052.86	1.35E-06	86	1.16E-04	86
2838	408695.04	3741938.18	1.31E-06	267	3.50E-04	267
2839	408633.96	3741852.71	1.37E-06	184	2.52E-04	184
2840	408676.57	3741671.77	1.28E-06	493	6.33E-04	493
2841	408649.49	3741338.81	1.22E-06	0	0.00E+00	0
2842	408418.88	3741451.58	1.60E-06	104	1.67E-04	104
2843	408418.18	3741273.27	1.54E-06	107	1.65E-04	107
2844	408825.4	3741389.57	1.05E-06	0	0.00E+00	0
2845	408569.66	3741093.95	1.25E-06	0	0.00E+00	0
2846	408218.2	3741193.25	1.94E-06	0	0.00E+00	0
2847	408217.7	3741285.73	1.98E-06	7	1.39E-05	7
2848	408218	3741450.74	2.03E-06	167	3.39E-04	167
2849	408318.34	3741450.33	1.80E-06	211	3.80E-04	211
2850	408318.21	3741273.57	1.74E-06	82	1.43E-04	82
2851	408123.42	3741194.38	2.22E-06	6	1.33E-05	6
2852	408125.88	3741286.4	2.24E-06	7	1.57E-05	7
2853	408124.7	3741451.97	2.26E-06	0	0.00E+00	0
2854	408073.38	3741543.51	2.38E-06	0	0.00E+00	0
2855	408216.49	3741092.13	1.90E-06	0	0.00E+00	0
2856	408217.24	3741150.78	1.93E-06	0	0.00E+00	0
2857	408124.38	3741150.24	2.19E-06	0	0.00E+00	0
2858	408128.49	3741095.53	2.15E-06	6	1.29E-05	6
2859	408180.79	3740990.23	1.94E-06	4	7.76E-06	4
2860	408572.46	3740893.76	1.21E-06	17	2.06E-05	17
2861	408196.02	3740918.56	1.86E-06	0	0.00E+00	0
2862	408190.6	3740884.46	1.86E-06	0	0.00E+00	0
2863	408119.36	3740888.14	2.06E-06	5	1.03E-05	5
2864	408124.32	3740797.72	2.00E-06	1	2.00E-06	1
2865	408214.76	3740797.51	1.77E-06	10	1.77E-05	10
2866	409466.98	3742256.28	7.84E-07	863	0.00E+00	0

Census Receptor #	UTM E (m)	UTM N (m)	Cancer Risk (CR)	Population Near Receptor (P)	Cancer Burden within 1 in a million Isopleth	Population Within Cancer Burden 1 in a million Isopleth
2867	409203.37	3742255.79	9.32E-07	3	0.00E+00	0
2868	409021.4	3742255.98	1.06E-06	788	8.32E-04	788
2869	409019.81	3742128.58	1.04E-06	69	7.18E-05	69
2870	409243.64	3742130.43	8.88E-07	8	0.00E+00	0
2871	409509.21	3742132.23	7.46E-07	42	0.00E+00	0
2872	409533.02	3742056.49	7.25E-07	116	0.00E+00	0
2873	409267.21	3741845.44	8.25E-07	24	0.00E+00	0
2874	409312.44	3741958.45	8.18E-07	2	0.00E+00	0
2875	409141.08	3741761.26	8.86E-07	453	0.00E+00	0
2876	409116.67	3741967.97	9.42E-07	110	0.00E+00	0
2877	409025.39	3741966.07	1.01E-06	116	1.17E-04	116
2878	408955.58	3741945	1.06E-06	104	1.10E-04	104
2879	408904.05	3741948.6	1.11E-06	80	8.86E-05	80
2880	408951.43	3741675.35	1.01E-06	342	3.45E-04	342
2881	409364.61	3741575.05	7.36E-07	31	0.00E+00	0
2882	409350.68	3741619.43	7.48E-07	98	0.00E+00	0
2883	409461.43	3741613.61	6.99E-07	5	0.00E+00	0
2884	409371.77	3741714.7	7.51E-07	30	0.00E+00	0
2885	409543.97	3741718.17	6.78E-07	42	0.00E+00	0
2886	409457.87	3741716.55	7.12E-07	46	0.00E+00	0
2887	409459.07	3741910.93	7.37E-07	89	0.00E+00	0
2888	409450.37	3741959.14	7.48E-07	4	0.00E+00	0
2889	409459.44	3741998.08	7.50E-07	82	0.00E+00	0
2890	409638.45	3741959.24	6.69E-07	0	0.00E+00	0
2891	409537.25	3741849.08	6.95E-07	114	0.00E+00	0
2892	409462.55	3741575.34	6.95E-07	8	0.00E+00	0
2893	409541.14	3741575.7	6.66E-07	13	0.00E+00	0
2894	409620.46	3741682.73	6.47E-07	30	0.00E+00	0
2895	409670.24	3741660.97	6.29E-07	10	0.00E+00	0
2896	409560.99	3741482.81	6.52E-07	375	0.00E+00	0
2897	409382.34	3741483.4	7.19E-07	118	0.00E+00	0
2898	409340.6	3741249.81	7.19E-07	384	0.00E+00	0
2899	409369.24	3741380.39	7.16E-07	23	0.00E+00	0
2900	409514.5	3741304.83	6.59E-07	655	0.00E+00	0
2901	409058.72	3741298.08	8.61E-07	0	0.00E+00	0
2902	409036.53	3741466.07	9.01E-07	0	0.00E+00	0
2903	409639.44	3741380.16	6.22E-07	29	0.00E+00	0
2904	409543.54	3741380.62	6.52E-07	17	0.00E+00	0
2905	409456.81	3741380.45	6.82E-07	12	0.00E+00	0
2906	409566.89	3741109.72	6.39E-07	186	0.00E+00	0
2907	409336.06	3741094.06	7.16E-07	65	0.00E+00	0
2908	409279.66	3741130.19	7.40E-07	176	0.00E+00	0
2909	408978.96	3740943.54	8.82E-07	97	0.00E+00	0
2910	408991.49	3741091.91	8.81E-07	56	0.00E+00	0
2911	408992.52	3741044.43	8.78E-07	50	0.00E+00	0
2912	409230.22	3741032.3	7.58E-07	27	0.00E+00	0
2913	409130.91	3741044.45	8.04E-07	69	0.00E+00	0
2914	409087.14	3741045.86	8.26E-07	33	0.00E+00	0
2915	409181.37	3741045.18	7.80E-07	65	0.00E+00	0
2916	409502.26	3741039.25	6.59E-07	98	0.00E+00	0
2917	409248.3	3740773.53	7.54E-07	21	0.00E+00	0
2918	409181.84	3740890.93	7.79E-07	41	0.00E+00	0
2919	409131.02	3740890.86	8.02E-07	87	0.00E+00	0
2920	409008.75	3740815.18	8.65E-07	49	0.00E+00	0
2921	409440.95	3740928.94	6.80E-07	117	0.00E+00	0
2922	409535.52	3740856.85	6.51E-07	76	0.00E+00	0
2923	409657.79	3740864.45	6.16E-07	110	0.00E+00	0
2924	409444.23	3740768.12	6.82E-07	10	0.00E+00	0
2925	409313.33	3740884.8	7.25E-07	65	0.00E+00	0
2926	409230.82	3740890.91	7.58E-07	59	0.00E+00	0
2927	408991.61	3740997.87	8.76E-07	60	0.00E+00	0
2928	410418.66	3741408.06	4.60E-07	80	0.00E+00	0
2929	410370.06	3741407.52	4.68E-07	82	0.00E+00	0
2930	410219.76	3741529.14	4.93E-07	51	0.00E+00	0
2931	410077.85	3741401.07	5.18E-07	8	0.00E+00	0
2932	409905.08	3741426.32	5.55E-07	945	0.00E+00	0
2933	409808.85	3741351.6	5.76E-07	130	0.00E+00	0
2934	410189.38	3741340.58	4.97E-07	111	0.00E+00	0

Census Receptor #	UTM E (m)	UTM N (m)	Cancer Risk (CR)	Population Near Receptor (P)	Cancer Burden within 1 in a million Isopleth	Population Within Cancer Burden 1 in a million Isopleth
2935	410267.41	3741408.71	4.84E-07	134	0.00E+00	0
2936	410131.2	3741404.23	5.08E-07	55	0.00E+00	0
2937	410063.7	3741245.51	5.20E-07	159	0.00E+00	0
2938	409729.45	3741325.19	5.96E-07	0	0.00E+00	0
2939	409701.16	3741299.06	6.03E-07	0	0.00E+00	0
2940	409702.1	3741203.8	6.01E-07	0	0.00E+00	0
2941	410084.31	3741192.65	5.17E-07	0	0.00E+00	0
2942	409808.81	3741289.06	5.75E-07	92	0.00E+00	0
2943	409893.88	3741073.46	5.56E-07	397	0.00E+00	0
2944	409956.02	3740968.31	5.44E-07	46	0.00E+00	0
2945	409702.12	3741068.96	6.02E-07	9	0.00E+00	0
2946	409702.05	3740904.73	6.04E-07	0	0.00E+00	0
2947	409701.56	3740784.97	6.06E-07	0	0.00E+00	0
2948	409826.33	3740783.24	5.75E-07	76	0.00E+00	0
2949	409917.75	3740934.62	5.53E-07	30	0.00E+00	0
2950	409926.57	3740820.32	5.52E-07	38	0.00E+00	0
2951	409996.67	3740861.58	5.37E-07	116	0.00E+00	0
2952	410063.52	3740901.87	5.23E-07	135	0.00E+00	0
2953	410153.87	3740941.82	5.06E-07	194	0.00E+00	0
2954	410269.03	3740941.62	4.87E-07	240	0.00E+00	0
2955	410384.19	3740941.43	4.68E-07	206	0.00E+00	0
2956	410098.14	3742029.96	5.38E-07	1309	0.00E+00	0
2957	410108.32	3741676.9	5.18E-07	101	0.00E+00	0
2958	409751.97	3741669.96	6.05E-07	55	0.00E+00	0
2959	410005.17	3741781.89	5.45E-07	191	0.00E+00	0
2960	410135.62	3741577.84	5.10E-07	21	0.00E+00	0
2961	409922.96	3741603.36	5.56E-07	641	0.00E+00	0
2962	409857.2	3741697.24	5.77E-07	23	0.00E+00	0
2963	409947.47	3741699.71	5.55E-07	27	0.00E+00	0
2964	409752.62	3741592.22	6.00E-07	0	0.00E+00	0
2965	408791.15	3740741.52	1.01E-06	0	0.00E+00	0
2966	408599.43	3740742.03	1.17E-06	7	8.18E-06	7
2967	408431.87	3740742.53	1.36E-06	0	0.00E+00	0
2968	408236.18	3740743.41	1.70E-06	0	0.00E+00	0
2969	408073	3740746.42	2.13E-06	0	0.00E+00	0
2970	408073.25	3740638.3	2.09E-06	0	0.00E+00	0
2971	408073.13	3740442.69	2.07E-06	0	0.00E+00	0
2972	408073.86	3740239.75	2.08E-06	0	0.00E+00	0
2973	408247.92	3740154.58	1.67E-06	927	1.55E-03	927
2974	408145.28	3740215.78	1.89E-06	68	1.29E-04	68
2975	408201.7	3740190.95	1.76E-06	39	6.88E-05	39
2976	408451.6	3740550.94	1.34E-06	146	1.95E-04	146
2977	408206.26	3740414.46	1.75E-06	16	2.80E-05	16
2978	408362.74	3740388.34	1.48E-06	29	4.28E-05	29
2979	408360.74	3740305.52	1.48E-06	62	9.19E-05	62
2980	408257.45	3740414.41	1.65E-06	15	2.48E-05	15
2981	408247.38	3740348.31	1.67E-06	0	0.00E+00	0
2982	408151.14	3740026.43	1.84E-06	32	5.88E-05	32
2983	408207.9	3740085.1	1.73E-06	38	6.59E-05	38
2984	408209.05	3740117.58	1.74E-06	13	2.26E-05	13
2985	408222.97	3739996.13	1.67E-06	20	3.34E-05	20
2986	408073.96	3740087.72	2.06E-06	0	0.00E+00	0
2987	408074.63	3739993.9	2.01E-06	0	0.00E+00	0
2988	408680.66	3740205.09	1.10E-06	0	0.00E+00	0
2989	408403.86	3740091.42	1.40E-06	103	1.44E-04	103
2990	407937	3740745.96	2.67E-06	0	0.00E+00	0
2991	407684.45	3740745.08	4.44E-06	0	0.00E+00	0
2992	407535.22	3740744.64	6.30E-06	0	0.00E+00	0
2993	407547.33	3740695.62	6.11E-06	0	0.00E+00	0
2994	407620.89	3740700.78	5.10E-06	29	1.48E-04	29
2995	407645.07	3740539.98	4.59E-06	308	1.41E-03	308
2996	407807.14	3740087.08	3.12E-06	263	8.20E-04	263
2997	407611.47	3740588.65	5.06E-06	19	9.62E-05	19
2998	407758.08	3739991.97	3.32E-06	180	5.97E-04	180
2999	407677	3740634.7	4.37E-06	117	5.12E-04	117
3000	407935.13	3740637.86	2.59E-06	2	5.19E-06	2
3001	407826.64	3740389.96	3.05E-06	195	5.94E-04	195
3002	407807.81	3740176.01	3.15E-06	270	8.50E-04	270

Census Receptor #	UTM E (m)	UTM N (m)	Cancer Risk (CR)	Population Near Receptor (P)	Cancer Burden within 1 in a million Isopleth	Population Within Cancer Burden 1 in a million Isopleth
3003	407806.27	3740265.07	3.16E-06	248	7.84E-04	248
3004	408007.67	3739991.33	2.21E-06	54	1.19E-04	54
3005	407546.8	3740630.86	6.06E-06	418	2.53E-03	418
3006	407611.23	3740630.68	5.13E-06	20	1.03E-04	20
3007	408847.44	3739832.68	9.23E-07	127	0.00E+00	0
3008	408758.15	3739760.34	9.65E-07	190	0.00E+00	0
3009	408669.08	3739760.42	1.03E-06	229	2.36E-04	229
3010	408579.93	3739760.61	1.10E-06	230	2.54E-04	230
3011	408755.66	3739567.53	9.10E-07	284	0.00E+00	0
3012	408712.31	3739323.87	8.51E-07	193	0.00E+00	0
3013	408622.9	3739394.48	9.27E-07	175	0.00E+00	0
3014	408815.9	3739399.62	8.25E-07	161	0.00E+00	0
3015	408776.12	3739189.86	7.75E-07	58	0.00E+00	0
3016	408867.44	3739232.12	7.52E-07	5	0.00E+00	0
3017	408831.08	3739166.71	7.47E-07	49	0.00E+00	0
3018	408506.4	3739449.82	1.03E-06	219	2.25E-04	219
3019	408384.72	3739891.11	1.37E-06	142	1.94E-04	142
3020	408179.84	3739891.98	1.70E-06	88	1.50E-04	88
3021	408179.43	3739743.05	1.60E-06	26	4.15E-05	26
3022	408383.13	3739793.66	1.33E-06	27	3.58E-05	27
3023	408382.45	3739693.42	1.27E-06	13	1.66E-05	13
3024	408382.69	3739592.84	1.22E-06	36	4.38E-05	36
3025	408180.5	3739594.89	1.47E-06	18	2.64E-05	18
3026	408274.33	3739493.08	1.26E-06	75	9.47E-05	75
3027	408424.78	3739338.94	1.03E-06	103	1.06E-04	103
3028	408189.41	3739365.93	1.25E-06	316	3.94E-04	316
3029	408294.84	3739411.6	1.18E-06	12	1.42E-05	12
3030	408195.09	3739216.17	1.11E-06	677	7.54E-04	677
3031	408364.14	3739214.32	9.96E-07	69	0.00E+00	0
3032	408455.43	3739213.78	9.41E-07	82	0.00E+00	0
3033	408538.64	3739210.76	8.93E-07	63	0.00E+00	0
3034	408027.47	3739893.67	2.07E-06	30	6.22E-05	30
3035	407757.54	3739917.12	3.20E-06	109	3.49E-04	109
3036	407537.1	3739535.46	3.06E-06	231	7.07E-04	231
3037	407708.97	3739844.51	3.33E-06	112	3.73E-04	112
3038	407899.77	3739843.56	2.42E-06	52	1.26E-04	52
3039	407997.99	3739841.61	2.10E-06	44	9.23E-05	44
3040	407806.28	3739749.87	2.61E-06	265	6.92E-04	265
3041	407808.38	3739659.81	2.40E-06	268	6.44E-04	268
3042	408036.64	3739376.49	1.43E-06	0	0.00E+00	0
3043	407802.61	3739571.37	2.21E-06	264	5.84E-04	264
3044	407613.26	3739358.96	2.10E-06	191	4.02E-04	191
3045	407701.39	3739358.22	1.92E-06	183	3.52E-04	183
3046	407876.38	3739482.83	1.85E-06	136	2.52E-04	136
3047	407877.5	3739397.32	1.69E-06	121	2.05E-04	121
3048	407877.69	3739311.49	1.55E-06	141	2.18E-04	141
3049	407852.09	3739229.57	1.44E-06	104	1.50E-04	104
3050	407763.49	3739163.56	1.43E-06	121	1.72E-04	121
3051	409572.47	3740740.95	6.42E-07	0	0.00E+00	0
3052	409240.78	3740741.66	7.57E-07	0	0.00E+00	0
3053	408944.36	3740741.61	9.04E-07	0	0.00E+00	0
3054	408978.63	3740637.04	8.88E-07	263	0.00E+00	0
3055	409389.07	3740282.83	7.03E-07	180	0.00E+00	0
3056	409197.11	3740335.67	7.82E-07	14	0.00E+00	0
3057	409614.12	3740047.27	6.21E-07	64	0.00E+00	0
3058	409554.6	3740135.55	6.43E-07	90	0.00E+00	0
3059	409115.53	3740421.27	8.20E-07	226	0.00E+00	0
3060	409232.98	3740670.88	7.63E-07	61	0.00E+00	0
3061	409574.91	3740618.28	6.43E-07	241	0.00E+00	0
3062	409607.66	3740341.97	6.33E-07	47	0.00E+00	0
3063	409231.59	3740709.59	7.62E-07	47	0.00E+00	0
3064	409316.2	3740553.87	7.32E-07	124	0.00E+00	0
3065	409663.86	3739913.17	5.99E-07	0	0.00E+00	0
3066	409464.51	3739725.89	6.38E-07	204	0.00E+00	0
3067	409517.76	3739648.98	6.14E-07	124	0.00E+00	0
3068	409569.25	3739533.27	5.87E-07	94	0.00E+00	0
3069	409345.65	3739532.74	6.49E-07	57	0.00E+00	0
3070	409399.38	3739360.01	6.07E-07	113	0.00E+00	0

Census Receptor #	UTM E (m)	UTM N (m)	Cancer Risk (CR)	Population Near Receptor (P)	Cancer Burden within 1 in a million Isopleth	Population Within Cancer Burden 1 in a million Isopleth
3071	409485.48	3739359.97	5.86E-07	104	0.00E+00	0
3072	409570.47	3739359.27	5.66E-07	104	0.00E+00	0
3073	409653.57	3739315.46	5.42E-07	142	0.00E+00	0
3074	409114.76	3739360.06	6.93E-07	132	0.00E+00	0
3075	409051.16	3739389.27	7.22E-07	104	0.00E+00	0
3076	409050.64	3739208.75	6.82E-07	94	0.00E+00	0
3077	409312.59	3739278.89	6.18E-07	191	0.00E+00	0
3078	409176.33	3739291.5	6.59E-07	81	0.00E+00	0
3079	409524.74	3739204.35	5.56E-07	27	0.00E+00	0
3080	409522.9	3739156.8	5.50E-07	50	0.00E+00	0
3081	409655.11	3739136.14	5.21E-07	0	0.00E+00	0
3082	409050.71	3739158.52	6.71E-07	66	0.00E+00	0
3083	409024.92	3740220.65	8.64E-07	569	0.00E+00	0
3084	409208.71	3740017.74	7.60E-07	198	0.00E+00	0
3085	409387.78	3739844.6	6.75E-07	56	0.00E+00	0
3086	409435.39	3739788.82	6.54E-07	178	0.00E+00	0
3087	409241.87	3739854.64	7.30E-07	130	0.00E+00	0
3088	409025.01	3739832.31	8.23E-07	69	0.00E+00	0
3089	408936.69	3739832.49	8.70E-07	70	0.00E+00	0
3090	408938.23	3739566.89	8.11E-07	197	0.00E+00	0
3091	409027.32	3739598.64	7.78E-07	118	0.00E+00	0
3092	409114.42	3739703.16	7.60E-07	156	0.00E+00	0
3093	409198.49	3739722.21	7.29E-07	103	0.00E+00	0
3094	409043.82	3739455.32	7.40E-07	116	0.00E+00	0
3095	410176.02	3740737.8	5.04E-07	0	0.00E+00	0
3096	409803.44	3740740.65	5.81E-07	0	0.00E+00	0
3097	409702.47	3740539.01	6.08E-07	5	0.00E+00	0
3098	410258.6	3740698.76	4.90E-07	166	0.00E+00	0
3099	409703.33	3740257.89	6.05E-07	0	0.00E+00	0
3100	409935.72	3740279.2	5.49E-07	204	0.00E+00	0
3101	410009.6	3740632.91	5.37E-07	263	0.00E+00	0
3102	409935.99	3740524.16	5.52E-07	53	0.00E+00	0
3103	409795.43	3740559.75	5.85E-07	157	0.00E+00	0
3104	410252.61	3740239.51	4.87E-07	115	0.00E+00	0
3105	410257.86	3740334.83	4.88E-07	107	0.00E+00	0
3106	410266.99	3740449.73	4.88E-07	106	0.00E+00	0
3107	410263.57	3740647.26	4.89E-07	45	0.00E+00	0
3108	410215.22	3740585.62	4.98E-07	93	0.00E+00	0
3109	410214.83	3740504.34	4.97E-07	92	0.00E+00	0
3110	410416.23	3740499.89	4.64E-07	37	0.00E+00	0
3111	409793.35	3740213.13	5.80E-07	50	0.00E+00	0
3112	410005.19	3740087.59	5.29E-07	262	0.00E+00	0
3113	410125.57	3740001.85	5.02E-07	21	0.00E+00	0
3114	410041.77	3739990.66	5.17E-07	18	0.00E+00	0
3115	410209.98	3740009.15	4.87E-07	26	0.00E+00	0
3116	410318.25	3740014.01	4.69E-07	56	0.00E+00	0
3117	409703.94	3740059.17	5.97E-07	0	0.00E+00	0
3118	410410.01	3740014.47	4.55E-07	16	0.00E+00	0
3119	410374.39	3739889.72	4.56E-07	18	0.00E+00	0
3120	410256.94	3739863.99	4.73E-07	29	0.00E+00	0
3121	410148.68	3739870.67	4.92E-07	17	0.00E+00	0
3122	410171.77	3739697.13	4.79E-07	359	0.00E+00	0
3123	409900.71	3739856.93	5.39E-07	78	0.00E+00	0
3124	409705.2	3739898.92	5.87E-07	0	0.00E+00	0
3125	409704.38	3739801.79	5.80E-07	5	0.00E+00	0
3126	409923.03	3739632.05	5.18E-07	85	0.00E+00	0
3127	409746.99	3739550.33	5.47E-07	181	0.00E+00	0
3128	409844.35	3739517.03	5.24E-07	111	0.00E+00	0
3129	409937.89	3739480.33	5.03E-07	66	0.00E+00	0
3130	409933.28	3739276.44	4.86E-07	496	0.00E+00	0
3131	409806.22	3739253.36	5.06E-07	49	0.00E+00	0
3132	409708.68	3739180.21	5.16E-07	0	0.00E+00	0
3133	410263.06	3739383.12	4.45E-07	256	0.00E+00	0
3134	410262.88	3739206.58	4.32E-07	286	0.00E+00	0
3135	410266.2	3739136.02	4.27E-07	0	0.00E+00	0
3136	409905.58	3739137.21	4.78E-07	3	0.00E+00	0
3137	409708.46	3739138.4	5.12E-07	0	0.00E+00	0
3138	409707.84	3739248.41	5.24E-07	5	0.00E+00	0

Census Receptor #	UTM E (m)	UTM N (m)	Cancer Risk (CR)	Population Near Receptor (P)	Cancer Burden within 1 in a million Isopleth	Population Within Cancer Burden 1 in a million Isopleth
3139	407465.51	3740744.43	7.46E-06	0	0.00E+00	0
3140	407376.54	3740744.18	9.20E-06	0	0.00E+00	0
3141	407293.78	3740743.99	1.10E-05	0	0.00E+00	0
3142	407195.46	3740743.73	1.31E-05	0	0.00E+00	0
3143	407095.49	3740744.48	1.47E-05	0	0.00E+00	0
3144	406976.62	3740744.97	1.50E-05	0	0.00E+00	0
3145	406752.55	3740750.27	1.05E-05	0	0.00E+00	0
3146	406521.09	3740757.08	5.47E-06	0	0.00E+00	0
3147	406422.41	3740758.16	4.30E-06	0	0.00E+00	0
3148	406422.54	3740629.41	5.70E-06	4	2.28E-05	4
3149	406528.53	3740676.06	6.77E-06	77	5.21E-04	77
3150	406529.17	3740580.35	8.82E-06	116	1.02E-03	116
3151	406708.51	3740724.2	1.01E-05	11	1.11E-04	11
3152	406730.08	3740724.32	1.07E-05	0	0.00E+00	0
3153	406817.87	3740708.16	1.40E-05	68	9.51E-04	68
3154	406889.31	3740696.15	1.64E-05	0	0.00E+00	0
3155	407106.73	3740625.05	1.90E-05	375	7.12E-03	375
3156	406992.99	3740638.91	2.07E-05	74	1.53E-03	74
3157	407341.55	3740706.38	1.02E-05	0	0.00E+00	0
3158	407007.05	3740476.1	3.34E-05	41	1.37E-03	41
3159	406763.6	3740431.35	4.01E-05	103	4.13E-03	103
3160	406556.41	3740469.3	1.42E-05	227	3.22E-03	227
3161	406447.16	3740505.86	8.49E-06	0	0.00E+00	0
3162	406955.86	3740410.62	4.70E-05	105	4.93E-03	105
3163	406674.36	3740583.92	1.47E-05	152	2.23E-03	152
3164	406659.41	3740673	1.03E-05	54	5.54E-04	54
3165	406755.23	3740654.76	1.45E-05	80	1.16E-03	80
3166	406911.12	3740607.11	2.29E-05	63	1.44E-03	63
3167	406840.82	3740584.51	2.31E-05	122	2.82E-03	122
3168	406421	3740434.59	9.74E-06	18	1.75E-04	18
3169	406419.99	3740360.64	1.25E-05	0	0.00E+00	0
3170	406419.71	3740303.42	1.54E-05	0	0.00E+00	0
3171	406687.12	3740345.16	4.96E-05	0	0.00E+00	0
3172	406978.5	3740168.54	7.41E-05	0	0.00E+00	0
3173	407207.43	3740413.49	1.84E-05	155	2.86E-03	155
3174	407157.24	3740469.98	2.15E-05	118	2.54E-03	118
3175	407397.36	3740305.07	8.60E-06	98	8.43E-04	98
3176	407345.06	3740648.35	1.05E-05	0	0.00E+00	0
3177	406971.45	3740451.72	3.90E-05	0	0.00E+00	0
3178	407410.71	3739724.98	5.41E-06	0	0.00E+00	0
3179	407334.66	3739693.12	6.07E-06	0	0.00E+00	0
3180	407093.08	3739604.98	8.07E-06	0	0.00E+00	0
3181	406877.68	3739542.77	8.84E-06	0	0.00E+00	0
3182	406740.36	3739730.63	3.59E-05	0	0.00E+00	0
3183	406741.38	3740100.55	8.72E-04	0	0.00E+00	0
3184	406544.94	3740102.36	9.54E-05	0	0.00E+00	0
3185	406964.04	3739256.49	2.91E-06	0	0.00E+00	0
3186	406603.43	3739447.98	5.95E-06	3	1.78E-05	3
3187	406477.43	3739854.63	4.28E-05	0	0.00E+00	0
3188	406981.93	3738849.45	1.24E-06	0	0.00E+00	0
3189	407182.07	3738863.69	1.21E-06	0	0.00E+00	0
3190	407392.34	3738863.31	1.14E-06	0	0.00E+00	0
3191	407393.79	3739203.4	1.95E-06	0	0.00E+00	0
3192	407393.4	3739372.29	2.70E-06	0	0.00E+00	0
3193	407394.75	3739483.39	3.42E-06	0	0.00E+00	0
3194	407083.57	3738533.75	8.13E-07	0	0.00E+00	0
3195	406826.79	3738475.27	7.77E-07	0	0.00E+00	0
3196	406773.29	3738789.95	1.15E-06	0	0.00E+00	0
3197	406539.52	3738991.84	1.58E-06	0	0.00E+00	0
3198	406643.3	3738081.85	5.50E-07	0	0.00E+00	0
3199	406597.13	3738587.19	8.72E-07	0	0.00E+00	0
3200	406446.78	3738589.1	8.54E-07	0	0.00E+00	0
3201	407016.81	3737963.54	5.07E-07	5	0.00E+00	0
3202	406767.13	3737553.9	3.95E-07	0	0.00E+00	0
3203	407080.07	3738411.36	7.19E-07	0	0.00E+00	0
3204	407380.55	3738468.88	7.37E-07	0	0.00E+00	0
3205	407481.81	3738426.53	6.99E-07	0	0.00E+00	0
3206	407377.07	3738224.84	5.99E-07	0	0.00E+00	0

Census Receptor #	UTM E (m)	UTM N (m)	Cancer Risk (CR)	Population Near Receptor (P)	Cancer Burden within 1 in a million Isopleth	Population Within Cancer Burden 1 in a million Isopleth
3207	407396.21	3737878.68	4.74E-07	0	0.00E+00	0
3208	407362.81	3737700.02	4.29E-07	0	0.00E+00	0
3209	407362.78	3737812.24	4.56E-07	0	0.00E+00	0
3210	407389.36	3737526.44	3.92E-07	0	0.00E+00	0
3211	407131.1	3737527.73	3.95E-07	0	0.00E+00	0
3212	407137.11	3737659.86	4.22E-07	0	0.00E+00	0
3213	406919.21	3737527.13	3.96E-07	0	0.00E+00	0
3214	406835.95	3737526.73	3.96E-07	0	0.00E+00	0
3215	406766.97	3737527.51	3.96E-07	0	0.00E+00	0
3216	406484.96	3740500.17	9.77E-06	8	7.82E-05	8
3217	406518.7	3740485.09	1.16E-05	1	1.16E-05	1
3218	408870.56	3739112.11	7.17E-07	117	0.00E+00	0
3219	408782.09	3739021.14	7.21E-07	18	0.00E+00	0
3220	408781.46	3739070.49	7.36E-07	25	0.00E+00	0
3221	408710.9	3738760.67	6.58E-07	453	0.00E+00	0
3222	408781.63	3738972.35	7.06E-07	0	0.00E+00	0
3223	408782.27	3738923.66	6.91E-07	24	0.00E+00	0
3224	408467.34	3738930.34	7.95E-07	118	0.00E+00	0
3225	408535.3	3738852.51	7.38E-07	203	0.00E+00	0
3226	408778.47	3738506.08	5.70E-07	75	0.00E+00	0
3227	408465.55	3738435.56	5.92E-07	95	0.00E+00	0
3228	408483.31	3738606.72	6.52E-07	556	0.00E+00	0
3229	408354.43	3738366.99	5.81E-07	33	0.00E+00	0
3230	408205.93	3738687.56	7.46E-07	31	0.00E+00	0
3231	408226.09	3738521.03	6.58E-07	332	0.00E+00	0
3232	408336.6	3738496.79	6.33E-07	157	0.00E+00	0
3233	408247.04	3738591.24	6.89E-07	0	0.00E+00	0
3234	407863.14	3738495.48	7.01E-07	81	0.00E+00	0
3235	407913.6	3738428.01	6.55E-07	65	0.00E+00	0
3236	407913.38	3738472.15	6.78E-07	49	0.00E+00	0
3237	407803.49	3738388.38	6.46E-07	37	0.00E+00	0
3238	407894.54	3738381.62	6.35E-07	65	0.00E+00	0
3239	407949.31	3738366.12	6.22E-07	15	0.00E+00	0
3240	408276.84	3738974.75	8.93E-07	942	0.00E+00	0
3241	408010.3	3739016.57	1.05E-06	0	0.00E+00	0
3242	407873.45	3738939.38	1.04E-06	496	5.17E-04	496
3243	407787.36	3738846.29	9.79E-07	33	0.00E+00	0
3244	407658.63	3738986.37	1.21E-06	73	8.82E-05	73
3245	407544.19	3739111.35	1.52E-06	17	2.58E-05	17
3246	407545.07	3738705.37	9.05E-07	119	0.00E+00	0
3247	407659.04	3738846.98	1.02E-06	49	5.01E-05	49
3248	407657.96	3738764.6	9.35E-07	38	0.00E+00	0
3249	407786.29	3738764.02	9.02E-07	39	0.00E+00	0
3250	407711.04	3738680.8	8.48E-07	80	0.00E+00	0
3251	407858.16	3738564.05	7.40E-07	164	0.00E+00	0
3252	407697.13	3738544.99	7.50E-07	181	0.00E+00	0
3253	409339.93	3738969.91	5.62E-07	321	0.00E+00	0
3254	409475.87	3738893.88	5.24E-07	108	0.00E+00	0
3255	409189.49	3739059.39	6.12E-07	43	0.00E+00	0
3256	409037.23	3739036.11	6.47E-07	137	0.00E+00	0
3257	408978.86	3739090.23	6.76E-07	73	0.00E+00	0
3258	409067.46	3738933.58	6.17E-07	155	0.00E+00	0
3259	409542.13	3738616.13	4.76E-07	618	0.00E+00	0
3260	409398.88	3738391.61	4.64E-07	38	0.00E+00	0
3261	409241.21	3738393.33	4.83E-07	157	0.00E+00	0
3262	409084.75	3738746.12	5.73E-07	392	0.00E+00	0
3263	409011.61	3738553.87	5.45E-07	79	0.00E+00	0
3264	408931.89	3738554.19	5.58E-07	91	0.00E+00	0
3265	409195.11	3738668	5.37E-07	257	0.00E+00	0
3266	408971.36	3738371.95	5.11E-07	75	0.00E+00	0
3267	410026.07	3738777.89	4.29E-07	834	0.00E+00	0
3268	410163.08	3739059.48	4.34E-07	86	0.00E+00	0
3269	410282.97	3739019.43	4.17E-07	39	0.00E+00	0
3270	410272.65	3738492.58	3.82E-07	79	0.00E+00	0
3271	410208.2	3738826.74	4.12E-07	63	0.00E+00	0
3272	409857.29	3738671.48	4.41E-07	104	0.00E+00	0
3273	409859.33	3738563.9	4.30E-07	127	0.00E+00	0
3274	410159.87	3738492.75	3.93E-07	72	0.00E+00	0

Census Receptor #	UTM E (m)	UTM N (m)	Cancer Risk (CR)	Population Near Receptor (P)	Cancer Burden within 1 in a million Isopleth	Population Within Cancer Burden 1 in a million Isopleth
3275	410322.17	3739091.36	4.17E-07	8	0.00E+00	0
3276	409708.54	3738921.17	4.87E-07	51	0.00E+00	0
3277	409708.16	3738675.33	4.61E-07	2	0.00E+00	0
3278	409708.13	3738574.97	4.50E-07	2	0.00E+00	0
3279	409708.36	3738482.27	4.39E-07	0	0.00E+00	0
3280	409708.2	3738386.46	4.29E-07	9	0.00E+00	0
3281	410384.69	3738492.41	3.72E-07	113	0.00E+00	0
3282	407694.25	3738112.87	5.38E-07	624	0.00E+00	0
3283	407627.67	3738189.03	5.70E-07	25	0.00E+00	0
3284	407626.45	3738024.82	5.10E-07	28	0.00E+00	0
3285	407574.49	3738024.32	5.12E-07	34	0.00E+00	0
3286	407801.09	3737986.75	4.91E-07	690	0.00E+00	0
3287	407794.22	3738261.94	5.89E-07	50	0.00E+00	0
3288	407576.26	3738168.35	5.65E-07	16	0.00E+00	0
3289	407748.39	3738263.38	5.93E-07	46	0.00E+00	0
3290	407555.16	3738294.31	6.19E-07	0	0.00E+00	0
3291	407639.32	3737738.48	4.32E-07	89	0.00E+00	0
3292	407835.35	3737803.9	4.44E-07	37	0.00E+00	0
3293	407985.06	3738098.2	5.19E-07	97	0.00E+00	0
3294	407974.8	3737764.74	4.32E-07	0	0.00E+00	0
3295	407765.57	3737645.89	4.10E-07	16	0.00E+00	0
3296	407763.35	3737731.96	4.28E-07	83	0.00E+00	0
3297	407830.41	3737676.42	4.15E-07	56	0.00E+00	0
3298	407694.75	3737580.48	3.99E-07	2	0.00E+00	0
3299	407522.18	3737585.7	4.02E-07	0	0.00E+00	0
3300	407522.52	3737524.93	3.90E-07	0	0.00E+00	0
3301	407696.8	3737524.57	3.88E-07	0	0.00E+00	0
3302	407920.62	3737523.85	3.85E-07	0	0.00E+00	0
3303	407968.66	3737579.61	3.95E-07	0	0.00E+00	0
3304	408028.13	3737523.37	3.83E-07	0	0.00E+00	0
3305	408796.67	3738144.08	4.80E-07	289	0.00E+00	0
3306	408590.72	3738123.98	4.90E-07	184	0.00E+00	0
3307	408275.04	3738151.96	5.18E-07	197	0.00E+00	0
3308	408255.45	3738030.83	4.86E-07	50	0.00E+00	0
3309	408260.17	3738079.14	4.99E-07	61	0.00E+00	0
3310	408232.85	3737982.7	4.75E-07	44	0.00E+00	0
3311	408387.77	3737982.1	4.68E-07	91	0.00E+00	0
3312	408414.9	3738078.54	4.90E-07	61	0.00E+00	0
3313	408808.3	3737820.27	4.15E-07	114	0.00E+00	0
3314	408747.51	3737961.24	4.44E-07	35	0.00E+00	0
3315	408684.87	3737821.12	4.21E-07	66	0.00E+00	0
3316	408567.45	3737821.03	4.26E-07	156	0.00E+00	0
3317	408438.83	3737821.6	4.30E-07	128	0.00E+00	0
3318	408337.89	3737821.9	4.34E-07	84	0.00E+00	0
3319	408261.58	3737801.45	4.32E-07	45	0.00E+00	0
3320	408187.77	3737906.95	4.58E-07	31	0.00E+00	0
3321	408180.99	3737625.47	3.99E-07	0	0.00E+00	0
3322	408117.67	3737800.84	4.36E-07	31	0.00E+00	0
3323	408187.04	3737831.11	4.40E-07	42	0.00E+00	0
3324	408140.78	3737816.59	4.39E-07	71	0.00E+00	0
3325	408184.17	3737523.42	3.81E-07	0	0.00E+00	0
3326	408312.34	3737523.29	3.79E-07	0	0.00E+00	0
3327	408302.11	3737548.34	3.83E-07	0	0.00E+00	0
3328	408340.13	3737630.81	3.96E-07	334	0.00E+00	0
3329	408438.61	3737625.43	3.93E-07	139	0.00E+00	0
3330	408691.04	3737624.45	3.86E-07	458	0.00E+00	0
3331	408687.2	3737522.92	3.70E-07	0	0.00E+00	0
3332	408439.49	3737523.63	3.76E-07	0	0.00E+00	0
3333	408361.98	3737523.7	3.78E-07	0	0.00E+00	0
3334	408233.43	3737830.89	4.39E-07	34	0.00E+00	0
3335	410397.01	3738227.6	3.54E-07	50	0.00E+00	0
3336	410191.01	3737925.04	3.47E-07	877	0.00E+00	0
3337	410235.16	3738119.68	3.58E-07	61	0.00E+00	0
3338	410069.03	3738158.61	3.74E-07	113	0.00E+00	0
3339	410348.17	3738094.66	3.49E-07	66	0.00E+00	0
3340	410231.19	3737717.29	3.28E-07	50	0.00E+00	0
3341	410228.31	3737834.75	3.38E-07	44	0.00E+00	0
3342	409981.41	3738106.87	3.76E-07	188	0.00E+00	0

Census Receptor #	UTM E (m)	UTM N (m)	Cancer Risk (CR)	Population Near Receptor (P)	Cancer Burden within 1 in a million Isopleth	Population Within Cancer Burden 1 in a million Isopleth
3343	409905.91	3738163.25	3.88E-07	131	0.00E+00	0
3344	409831.17	3738112.62	3.89E-07	178	0.00E+00	0
3345	409753.75	3738111.35	3.95E-07	96	0.00E+00	0
3346	409708.95	3738123.64	4.00E-07	65	0.00E+00	0
3347	409709.51	3737723.21	3.56E-07	80	0.00E+00	0
3348	409763.5	3737723.04	3.54E-07	110	0.00E+00	0
3349	409861.02	3737723.89	3.49E-07	251	0.00E+00	0
3350	409861.8	3737522.06	3.29E-07	0	0.00E+00	0
3351	409967.36	3737521.62	3.25E-07	0	0.00E+00	0
3352	410238.61	3737521.72	3.14E-07	0	0.00E+00	0
3353	409763.82	3737522.21	3.34E-07	0	0.00E+00	0
3354	409653.52	3738303.03	4.25E-07	19	0.00E+00	0
3355	409530.14	3738221.04	4.27E-07	188	0.00E+00	0
3356	409477.44	3737994.88	4.02E-07	704	0.00E+00	0
3357	409615.55	3738185.85	4.15E-07	56	0.00E+00	0
3358	409244.46	3738122.62	4.38E-07	264	0.00E+00	0
3359	409143.87	3738226.48	4.64E-07	205	0.00E+00	0
3360	408992.14	3738123.36	4.59E-07	559	0.00E+00	0
3361	409142.6	3738024.45	4.30E-07	219	0.00E+00	0
3362	409144.53	3737819.51	3.98E-07	104	0.00E+00	0
3363	409245.38	3737819.32	3.93E-07	144	0.00E+00	0
3364	409043.78	3737819.69	4.04E-07	166	0.00E+00	0
3365	408942.94	3737819.88	4.09E-07	169	0.00E+00	0
3366	408943.29	3737623.71	3.78E-07	78	0.00E+00	0
3367	409044.23	3737623.3	3.74E-07	138	0.00E+00	0
3368	409145.07	3737622.89	3.70E-07	110	0.00E+00	0
3369	409245.91	3737622.6	3.66E-07	102	0.00E+00	0
3370	409482.56	3737724.37	3.68E-07	143	0.00E+00	0
3371	409576.32	3737690.88	3.60E-07	62	0.00E+00	0
3372	409496.73	3737598.15	3.52E-07	76	0.00E+00	0
3373	409506.01	3737521.88	3.44E-07	0	0.00E+00	0
3374	409245.51	3737521.58	3.53E-07	0	0.00E+00	0
3375	409145.22	3737521.87	3.57E-07	0	0.00E+00	0
3376	409043.82	3737522.17	3.60E-07	0	0.00E+00	0
3377	408943.44	3737522.57	3.63E-07	0	0.00E+00	0
3378	410687.82	3740733.65	4.27E-07	0	0.00E+00	0
3379	410510.83	3740734.87	4.51E-07	0	0.00E+00	0
3380	410508.58	3740702.51	4.51E-07	10	0.00E+00	0
3381	410701.71	3740694.71	4.25E-07	36	0.00E+00	0
3382	410514.17	3740646.9	4.50E-07	241	0.00E+00	0
3383	410661.36	3740646.52	4.30E-07	240	0.00E+00	0
3384	410619.26	3740579.82	4.36E-07	248	0.00E+00	0
3385	410768.31	3740589.63	4.17E-07	86	0.00E+00	0
3386	410636.68	3740462.89	4.32E-07	131	0.00E+00	0
3387	410464.82	3740498.22	4.57E-07	40	0.00E+00	0
3388	410628.71	3740333.34	4.32E-07	117	0.00E+00	0
3389	410615.62	3740240.53	4.32E-07	88	0.00E+00	0
3390	410612.57	3740172.37	4.31E-07	55	0.00E+00	0
3391	410575.86	3740049.07	4.33E-07	44	0.00E+00	0
3392	410735.18	3740018.19	4.11E-07	39	0.00E+00	0
3393	411197.57	3739853.97	3.59E-07	43	0.00E+00	0
3394	410975.34	3739880.1	3.81E-07	117	0.00E+00	0
3395	410599.71	3739887.39	4.24E-07	56	0.00E+00	0
3396	410911.4	3739814.5	3.86E-07	74	0.00E+00	0
3397	410816.77	3739654.15	3.90E-07	404	0.00E+00	0
3398	410502.61	3739711.54	4.30E-07	29	0.00E+00	0
3399	410658.34	3739632.9	4.07E-07	97	0.00E+00	0
3400	411223.2	3739693.16	3.52E-07	29	0.00E+00	0
3401	411223.83	3739532.25	3.47E-07	30	0.00E+00	0
3402	411175.69	3739532.04	3.51E-07	22	0.00E+00	0
3403	410946.76	3739634.42	3.76E-07	156	0.00E+00	0
3404	410459.12	3739713.39	4.36E-07	47	0.00E+00	0
3405	411016.51	3739518.99	3.65E-07	61	0.00E+00	0
3406	411056.67	3739407.62	3.57E-07	79	0.00E+00	0
3407	410845.99	3739303.57	3.72E-07	222	0.00E+00	0
3408	410509.9	3739195.39	4.02E-07	0	0.00E+00	0
3409	410547.01	3739134.94	3.94E-07	0	0.00E+00	0
3410	410952.92	3739134.58	3.55E-07	0	0.00E+00	0

Census Receptor #	UTM E (m)	UTM N (m)	Cancer Risk (CR)	Population Near Receptor (P)	Cancer Burden within 1 in a million Isopleth	Population Within Cancer Burden 1 in a million Isopleth
3411	411051.79	3740730.91	3.86E-07	0	0.00E+00	0
3412	410825.84	3740732.58	4.10E-07	0	0.00E+00	0
3413	410825.58	3740635.78	4.10E-07	179	0.00E+00	0
3414	410902.52	3740666.99	4.01E-07	92	0.00E+00	0
3415	411059.84	3740571.6	3.84E-07	151	0.00E+00	0
3416	410844.72	3740317.01	4.05E-07	87	0.00E+00	0
3417	411042.36	3740424.28	3.85E-07	141	0.00E+00	0
3418	411071.49	3740282.51	3.80E-07	174	0.00E+00	0
3419	410964.08	3740170.74	3.89E-07	55	0.00E+00	0
3420	411195.61	3740169.58	3.66E-07	12	0.00E+00	0
3421	410871.07	3740094.76	3.98E-07	104	0.00E+00	0
3422	410923.62	3740012.43	3.90E-07	52	0.00E+00	0
3423	411161.44	3740039.49	3.66E-07	30	0.00E+00	0
3424	411217.26	3740039.19	3.61E-07	21	0.00E+00	0
3425	411053.03	3740010.45	3.76E-07	83	0.00E+00	0
3426	411576.47	3740727.58	3.38E-07	6	0.00E+00	0
3427	411366.8	3740728.53	3.56E-07	0	0.00E+00	0
3428	411324.2	3740647.54	3.59E-07	74	0.00E+00	0
3429	411602.85	3740627.32	3.36E-07	98	0.00E+00	0
3430	411441.5	3740548.97	3.48E-07	103	0.00E+00	0
3431	411450.14	3740631.17	3.48E-07	103	0.00E+00	0
3432	411492.84	3740375.18	3.42E-07	78	0.00E+00	0
3433	411427.06	3740449.2	3.49E-07	158	0.00E+00	0
3434	411290.39	3740257.52	3.58E-07	16	0.00E+00	0
3435	411450.68	3740261.02	3.45E-07	120	0.00E+00	0
3436	411614.72	3740259.94	3.32E-07	41	0.00E+00	0
3437	411497.85	3740167.1	3.39E-07	57	0.00E+00	0
3438	411488.15	3740059.4	3.39E-07	314	0.00E+00	0
3439	411698.21	3739958.77	3.21E-07	70	0.00E+00	0
3440	411407.89	3739880.4	3.41E-07	106	0.00E+00	0
3441	411323.86	3739854.12	3.48E-07	39	0.00E+00	0
3442	411661.86	3739532.62	3.14E-07	436	0.00E+00	0
3443	411532.72	3739424.48	3.20E-07	104	0.00E+00	0
3444	411447.05	3739611.35	3.32E-07	91	0.00E+00	0
3445	411392.47	3739506.18	3.33E-07	122	0.00E+00	0
3446	411571.95	3739811.34	3.27E-07	73	0.00E+00	0
3447	411598.43	3739131.79	3.07E-07	0	0.00E+00	0
3448	411323.96	3739775.28	3.46E-07	43	0.00E+00	0
3449	411308.09	3739203.68	3.29E-07	63	0.00E+00	0
3450	411391.73	3739267.55	3.25E-07	164	0.00E+00	0
3451	411318.17	3739133.28	3.26E-07	0	0.00E+00	0
3452	411439.26	3739131.16	3.18E-07	0	0.00E+00	0
3453	411474.04	3738738.73	3.02E-07	1120	0.00E+00	0
3454	411387.34	3738485.82	2.99E-07	92	0.00E+00	0
3455	411293.39	3738469.72	3.04E-07	0	0.00E+00	0
3456	411516.56	3738900.23	3.05E-07	69	0.00E+00	0
3457	410931.54	3738956.91	3.49E-07	1048	0.00E+00	0
3458	410616.09	3738908.74	3.75E-07	90	0.00E+00	0
3459	410722.4	3738801.29	3.60E-07	148	0.00E+00	0
3460	410568.85	3738955.2	3.82E-07	103	0.00E+00	0
3461	410844.59	3738421.13	3.32E-07	181	0.00E+00	0
3462	410664.44	3738682.18	3.58E-07	84	0.00E+00	0
3463	410521.46	3738799.4	3.78E-07	71	0.00E+00	0
3464	410484.83	3738645.28	3.72E-07	62	0.00E+00	0
3465	410616.74	3738503.76	3.53E-07	233	0.00E+00	0
3466	411058.98	3738643.34	3.26E-07	54	0.00E+00	0
3467	411099.8	3738511.89	3.18E-07	98	0.00E+00	0
3468	411080.5	3738388.76	3.14E-07	108	0.00E+00	0
3469	410789.86	3737757.52	3.02E-07	1230	0.00E+00	0
3470	411038.68	3737617.91	2.84E-07	591	0.00E+00	0
3471	411039.52	3737519.44	2.79E-07	0	0.00E+00	0
3472	410642.54	3737520.82	2.96E-07	0	0.00E+00	0
3473	410526.6	3737520.9	3.01E-07	0	0.00E+00	0
3474	410762.09	3737520.47	2.91E-07	0	0.00E+00	0
3475	411301.79	3738237.67	2.96E-07	0	0.00E+00	0
3476	411125.84	3738245.85	3.06E-07	75	0.00E+00	0
3477	410948.79	3738245.94	3.17E-07	32	0.00E+00	0
3478	410846.73	3738244.01	3.23E-07	34	0.00E+00	0

Census Receptor #	UTM E (m)	UTM N (m)	Cancer Risk (CR)	Population Near Receptor (P)	Cancer Burden within 1 in a million Isopleth	Population Within Cancer Burden 1 in a million Isopleth
3479	410745.78	3738242.08	3.30E-07	48	0.00E+00	0
3480	410643.25	3738239.38	3.37E-07	35	0.00E+00	0
3481	410515.65	3738249.33	3.46E-07	52	0.00E+00	0
3482	410616.63	3738076.28	3.30E-07	220	0.00E+00	0
3483	410814.08	3738010.34	3.14E-07	167	0.00E+00	0
3484	410867.83	3738043.88	3.13E-07	13	0.00E+00	0
3485	411071.63	3738042.65	3.01E-07	76	0.00E+00	0
3486	411197.87	3738045.46	2.94E-07	84	0.00E+00	0
3487	410994.23	3737439.46	2.77E-07	2	0.00E+00	0
3488	410619.28	3737390.74	2.89E-07	263	0.00E+00	0
3489	410559.2	3737215.54	2.81E-07	103	0.00E+00	0
3490	410678.87	3736999.96	2.65E-07	559	0.00E+00	0
3491	410555.65	3736886.12	2.61E-07	142	0.00E+00	0
3492	410457.67	3736885.71	2.64E-07	148	0.00E+00	0
3493	409751.17	3737183.34	3.03E-07	827	0.00E+00	0
3494	409751.23	3736964.44	2.85E-07	88	0.00E+00	0
3495	409831.89	3737061.26	2.91E-07	160	0.00E+00	0
3496	409620.06	3737263.64	3.14E-07	266	0.00E+00	0
3497	409786.33	3736797.78	2.71E-07	89	0.00E+00	0
3498	409915	3737075.12	2.90E-07	162	0.00E+00	0
3499	410108.38	3737342.75	3.05E-07	919	0.00E+00	0
3500	409964.56	3737224.24	3.01E-07	0	0.00E+00	0
3501	409860.66	3737450.77	3.23E-07	0	0.00E+00	0
3502	409808.48	3737406.57	3.21E-07	0	0.00E+00	0
3503	409942.08	3737305.29	3.08E-07	0	0.00E+00	0
3504	409948.18	3737333.18	3.10E-07	0	0.00E+00	0
3505	410294.06	3737263.38	2.93E-07	760	0.00E+00	0
3506	410156.68	3737141.26	2.89E-07	76	0.00E+00	0
3507	409967.16	3737107.67	2.91E-07	50	0.00E+00	0
3508	409967.04	3737006.32	2.84E-07	0	0.00E+00	0
3509	410187.75	3736880.93	2.70E-07	789	0.00E+00	0
3510	410251.1	3737008.74	2.77E-07	32	0.00E+00	0
3511	410092.68	3736747.65	2.62E-07	38	0.00E+00	0
3512	409962.42	3736830.38	2.71E-07	0	0.00E+00	0
3513	409048.66	3737476.33	3.53E-07	0	0.00E+00	0
3514	408896.92	3737490.53	3.60E-07	0	0.00E+00	0
3515	408796.17	3737490.6	3.62E-07	60	0.00E+00	0
3516	408658.79	3737447.89	3.60E-07	243	0.00E+00	0
3517	408491.38	3737401.59	3.57E-07	590	0.00E+00	0
3518	408231.56	3737415.07	3.63E-07	167	0.00E+00	0
3519	408802.88	3737243.25	3.30E-07	1007	0.00E+00	0
3520	409047.24	3737375.76	3.41E-07	228	0.00E+00	0
3521	408896.7	3737389.95	3.46E-07	113	0.00E+00	0
3522	408795.95	3737390.03	3.49E-07	90	0.00E+00	0
3523	408266.78	3737263.47	3.40E-07	0	0.00E+00	0
3524	409385.47	3737399.16	3.34E-07	639	0.00E+00	0
3525	409199.98	3737242.79	3.22E-07	26	0.00E+00	0
3526	409219.85	3737345.51	3.33E-07	97	0.00E+00	0
3527	409263.05	3737389.79	3.37E-07	48	0.00E+00	0
3528	409357.56	3737297.41	3.24E-07	149	0.00E+00	0
3529	409229.56	3737276.55	3.25E-07	66	0.00E+00	0
3530	409460.72	3737170.34	3.09E-07	153	0.00E+00	0
3531	409381.63	3737092.14	3.02E-07	39	0.00E+00	0
3532	409377.65	3737043.72	2.98E-07	170	0.00E+00	0
3533	409492.08	3736990.52	2.92E-07	66	0.00E+00	0
3534	409478.9	3737065.82	2.98E-07	32	0.00E+00	0
3535	409283.06	3737146.3	3.10E-07	40	0.00E+00	0
3536	409201.18	3737203.75	3.18E-07	25	0.00E+00	0
3537	409278.6	3737223.19	3.18E-07	39	0.00E+00	0
3538	409852.69	3736675.28	2.62E-07	0	0.00E+00	0
3539	409798.9	3736647.51	2.58E-07	0	0.00E+00	0
3540	409732.58	3736510.19	2.52E-07	546	0.00E+00	0
3541	409748.37	3736269.3	2.37E-07	696	0.00E+00	0
3542	409749.1	3736053.28	2.25E-07	416	0.00E+00	0
3543	408708.83	3737160.54	3.21E-07	0	0.00E+00	0
3544	408370.52	3737188.29	3.28E-07	0	0.00E+00	0
3545	408230.33	3737084.96	3.18E-07	0	0.00E+00	0
3546	408516.93	3737139.98	3.21E-07	77	0.00E+00	0

Census Receptor #	UTM E (m)	UTM N (m)	Cancer Risk (CR)	Population Near Receptor (P)	Cancer Burden within 1 in a million Isopleth	Population Within Cancer Burden 1 in a million Isopleth
3547	408307.39	3737008.03	3.09E-07	77	0.00E+00	0
3548	408737.63	3737014.89	3.06E-07	90	0.00E+00	0
3549	408506.65	3737071.88	3.14E-07	107	0.00E+00	0
3550	409013.86	3736895.48	2.90E-07	265	0.00E+00	0
3551	409024.01	3736959.92	2.96E-07	113	0.00E+00	0
3552	408850.41	3736916.23	2.94E-07	150	0.00E+00	0
3553	408848.49	3736714.87	2.76E-07	0	0.00E+00	0
3554	409028.44	3736715.37	2.75E-07	0	0.00E+00	0
3555	408749.21	3736715.6	2.77E-07	6	0.00E+00	0
3556	408757.12	3736767.86	2.81E-07	36	0.00E+00	0
3557	408709.04	3736823.88	2.87E-07	74	0.00E+00	0
3558	408610.47	3736830.92	2.89E-07	76	0.00E+00	0
3559	408514.17	3736986.98	3.05E-07	110	0.00E+00	0
3560	408579.91	3736714.78	2.78E-07	0	0.00E+00	0
3561	408657.25	3736715.37	2.78E-07	0	0.00E+00	0
3562	408496.41	3736718.57	2.79E-07	0	0.00E+00	0
3563	408516.96	3736853.44	2.91E-07	101	0.00E+00	0
3564	408415.87	3736847.53	2.91E-07	87	0.00E+00	0
3565	408349	3736798.94	2.87E-07	49	0.00E+00	0
3566	408352.27	3736715.07	2.79E-07	0	0.00E+00	0
3567	408427.88	3736718.67	2.79E-07	0	0.00E+00	0
3568	409470.64	3736477.96	2.52E-07	275	0.00E+00	0
3569	409378.6	3736528.4	2.57E-07	50	0.00E+00	0
3570	409250.41	3736683.65	2.70E-07	13	0.00E+00	0
3571	409149.74	3736683.5	2.71E-07	0	0.00E+00	0
3572	409149.44	3736612.97	2.66E-07	0	0.00E+00	0
3573	409306.76	3736580.98	2.61E-07	112	0.00E+00	0
3574	409177.27	3736462.23	2.54E-07	40	0.00E+00	0
3575	409148.98	3736458.18	2.54E-07	0	0.00E+00	0
3576	409149.56	3736216.54	2.38E-07	0	0.00E+00	0
3577	409222.86	3736182.24	2.35E-07	260	0.00E+00	0
3578	409246.54	3736461.79	2.53E-07	90	0.00E+00	0
3579	409480.91	3736134.99	2.31E-07	168	0.00E+00	0
3580	409414.89	3736078.07	2.28E-07	67	0.00E+00	0
3581	409353.64	3736075.1	2.28E-07	83	0.00E+00	0
3582	409323.71	3736307.59	2.43E-07	19	0.00E+00	0
3583	409290.82	3736072.59	2.28E-07	97	0.00E+00	0
3584	409441.86	3735913.7	2.19E-07	18	0.00E+00	0
3585	409457.31	3735941.27	2.20E-07	79	0.00E+00	0
3586	409151.11	3735981.22	2.24E-07	0	0.00E+00	0
3587	409151.32	3736051.19	2.28E-07	1	0.00E+00	0
3588	409150.82	3735940.3	2.21E-07	0	0.00E+00	0
3589	409249.74	3735940.58	2.21E-07	0	0.00E+00	0
3590	409245.04	3735914.35	2.20E-07	0	0.00E+00	0
3591	409172.62	3737092.35	3.04E-07	0	0.00E+00	0
3592	409307.25	3736856.21	2.83E-07	1062	0.00E+00	0
3593	409582.2	3736737.28	2.68E-07	0	0.00E+00	0
3594	409608.09	3736753.11	2.68E-07	0	0.00E+00	0
3595	409700.52	3736733.72	2.67E-07	0	0.00E+00	0
3596	410162.88	3736649.07	2.55E-07	0	0.00E+00	0
3597	409959.44	3736662.19	2.60E-07	0	0.00E+00	0
3598	409959.17	3736604.41	2.55E-07	0	0.00E+00	0
3599	410268.82	3736598.73	2.49E-07	0	0.00E+00	0
3600	410146.9	3736466.58	2.44E-07	102	0.00E+00	0
3601	409957.15	3736222.42	2.33E-07	43	0.00E+00	0
3602	409958.72	3736487.1	2.48E-07	0	0.00E+00	0
3603	403439.94	3736993.83	2.08E-07	0	0.00E+00	0
3604	403440.22	3736527.19	1.91E-07	0	0.00E+00	0
3605	402578.28	3737366.2	2.00E-07	0	0.00E+00	0
3606	402930.7	3737170.66	2.02E-07	0	0.00E+00	0
3607	403407.94	3736814.4	2.00E-07	0	0.00E+00	0
3608	403191.83	3737020.52	2.03E-07	0	0.00E+00	0
3609	402935.55	3737073.24	1.98E-07	0	0.00E+00	0
3610	402750.66	3737006.04	1.91E-07	0	0.00E+00	0
3611	407524.81	3735696.54	2.11E-07	0	0.00E+00	0
3612	407422.11	3735699.2	2.12E-07	43	0.00E+00	0
3613	407232.39	3735829.56	2.19E-07	192	0.00E+00	0
3614	407090.68	3735830.16	2.19E-07	0	0.00E+00	0

Census Receptor #	UTM E (m)	UTM N (m)	Cancer Risk (CR)	Population Near Receptor (P)	Cancer Burden within 1 in a million Isopleth	Population Within Cancer Burden 1 in a million Isopleth
3615	406990.01	3735831.26	2.20E-07	41	0.00E+00	0
3616	406823.71	3735807.82	2.18E-07	107	0.00E+00	0
3617	406894.85	3735722.84	2.14E-07	20	0.00E+00	0
3618	407421.37	3735297.12	1.93E-07	262	0.00E+00	0
3619	407524.41	3735301.33	1.93E-07	0	0.00E+00	0
3620	406829.55	3735589.97	2.07E-07	195	0.00E+00	0
3621	406814.58	3735669.4	2.11E-07	35	0.00E+00	0
3622	406989.31	3735702.19	2.13E-07	84	0.00E+00	0
3623	407190.85	3735700.89	2.12E-07	23	0.00E+00	0
3624	407232.84	3735570.96	2.06E-07	240	0.00E+00	0
3625	407030.28	3735571.93	2.06E-07	225	0.00E+00	0
3626	407231.71	3735397.21	1.98E-07	358	0.00E+00	0
3627	407231.24	3735196.28	1.89E-07	2	0.00E+00	0
3628	406661.27	3735866.18	2.21E-07	0	0.00E+00	0
3629	406667.98	3735728.16	2.14E-07	202	0.00E+00	0
3630	406430.5	3735729.82	2.13E-07	436	0.00E+00	0
3631	406442.77	3735601.73	2.07E-07	55	0.00E+00	0
3632	406439.14	3735816.9	2.18E-07	87	0.00E+00	0
3633	406147.53	3735869.99	2.19E-07	0	0.00E+00	0
3634	405998.08	3735751.81	2.12E-07	149	0.00E+00	0
3635	406089.14	3735753.8	2.12E-07	119	0.00E+00	0
3636	406148.34	3735820.53	2.16E-07	68	0.00E+00	0
3637	406211.81	3735681.29	2.09E-07	106	0.00E+00	0
3638	406591.21	3735645.08	2.09E-07	147	0.00E+00	0
3639	406595.79	3735554.77	2.05E-07	132	0.00E+00	0
3640	406482.31	3735326.23	1.94E-07	172	0.00E+00	0
3641	406282.44	3735602.09	2.06E-07	39	0.00E+00	0
3642	406039.21	3735602.37	2.04E-07	117	0.00E+00	0
3643	406177.72	3735303.93	1.92E-07	154	0.00E+00	0
3644	406502.8	3735034.72	1.83E-07	77	0.00E+00	0
3645	406105.82	3735141.52	1.86E-07	0	0.00E+00	0
3646	406943.3	3735048.05	1.84E-07	0	0.00E+00	0
3647	406036.94	3735089.41	1.83E-07	0	0.00E+00	0
3648	407081.72	3735422.73	1.99E-07	193	0.00E+00	0
3649	407030.85	3735373.32	1.97E-07	230	0.00E+00	0
3650	406955.7	3735399.12	1.98E-07	131	0.00E+00	0
3651	406884.64	3735397.81	1.98E-07	53	0.00E+00	0
3652	406782.94	3735398.25	1.98E-07	351	0.00E+00	0
3653	406957.24	3735196.17	1.89E-07	233	0.00E+00	0
3654	406805.36	3735198.98	1.89E-07	240	0.00E+00	0
3655	405740.86	3735695.36	2.06E-07	385	0.00E+00	0
3656	405839.47	3735701.04	2.07E-07	53	0.00E+00	0
3657	405663.13	3735590.22	2.00E-07	0	0.00E+00	0
3658	405341.97	3735821.28	2.06E-07	0	0.00E+00	0
3659	405252.44	3735750.42	2.01E-07	145	0.00E+00	0
3660	405159.46	3735724.07	1.98E-07	100	0.00E+00	0
3661	405112.99	3735856.82	2.03E-07	0	0.00E+00	0
3662	405691.11	3735431.48	1.94E-07	81	0.00E+00	0
3663	405491.93	3735363.03	1.89E-07	32	0.00E+00	0
3664	405762.25	3735179.17	1.84E-07	9	0.00E+00	0
3665	405515.65	3735513.39	1.95E-07	102	0.00E+00	0
3666	405288.77	3735594.04	1.95E-07	94	0.00E+00	0
3667	405217.48	3735484.74	1.90E-07	109	0.00E+00	0
3668	405282.33	3735421.11	1.88E-07	37	0.00E+00	0
3669	405237.12	3735364.23	1.85E-07	41	0.00E+00	0
3670	405142.04	3735313.5	1.82E-07	87	0.00E+00	0
3671	405507.13	3735205.31	1.83E-07	70	0.00E+00	0
3672	405443.6	3735421.51	1.90E-07	42	0.00E+00	0
3673	404979.35	3735756.02	1.96E-07	335	0.00E+00	0
3674	404862.96	3735713.71	1.92E-07	74	0.00E+00	0
3675	404778.81	3735876.01	1.97E-07	46	0.00E+00	0
3676	404811.5	3735838.2	1.96E-07	37	0.00E+00	0
3677	404643.29	3735875.47	1.94E-07	0	0.00E+00	0
3678	404864.12	3735644.06	1.90E-07	76	0.00E+00	0
3679	404755.29	3735533.59	1.84E-07	115	0.00E+00	0
3680	404859.64	3735575.57	1.87E-07	69	0.00E+00	0
3681	404658.63	3735779.07	1.91E-07	57	0.00E+00	0
3682	404555.62	3735768.67	1.88E-07	39	0.00E+00	0

Census Receptor #	UTM E (m)	UTM N (m)	Cancer Risk (CR)	Population Near Receptor (P)	Cancer Burden within 1 in a million Isopleth	Population Within Cancer Burden 1 in a million Isopleth
3683	404657.45	3735604.54	1.85E-07	78	0.00E+00	0
3684	404557.5	3735604.76	1.83E-07	89	0.00E+00	0
3685	404457.51	3735627.16	1.82E-07	80	0.00E+00	0
3686	404359.36	3735584.12	1.78E-07	51	0.00E+00	0
3687	404730.67	3735479.38	1.82E-07	124	0.00E+00	0
3688	405104.97	3735451.48	1.87E-07	0	0.00E+00	0
3689	405105.58	3735363.65	1.84E-07	0	0.00E+00	0
3690	405009.88	3735343.42	1.82E-07	58	0.00E+00	0
3691	404853.08	3735400.65	1.81E-07	98	0.00E+00	0
3692	405045.31	3735421.91	1.85E-07	29	0.00E+00	0
3693	404107.58	3735932.96	1.85E-07	354	0.00E+00	0
3694	404004.29	3735867.13	1.81E-07	133	0.00E+00	0
3695	404359.8	3735859.79	1.88E-07	75	0.00E+00	0
3696	403873.35	3735925.22	1.80E-07	56	0.00E+00	0
3697	404323.15	3735649.69	1.80E-07	0	0.00E+00	0
3698	408023.52	3737457.65	3.72E-07	0	0.00E+00	0
3699	407793.96	3737373.49	3.61E-07	365	0.00E+00	0
3700	408051.16	3737385.64	3.58E-07	0	0.00E+00	0
3701	407847.96	3737230.03	3.33E-07	0	0.00E+00	0
3702	408067.8	3737152.5	3.28E-07	0	0.00E+00	0
3703	408012.3	3736966.63	3.06E-07	116	0.00E+00	0
3704	407753.47	3737054.4	3.17E-07	77	0.00E+00	0
3705	407661.56	3737059.95	3.19E-07	76	0.00E+00	0
3706	407844.08	3737049.2	3.16E-07	58	0.00E+00	0
3707	407576.04	3736988.7	3.11E-07	137	0.00E+00	0
3708	407750.13	3736824.34	2.92E-07	647	0.00E+00	0
3709	408972.38	3736595.92	2.66E-07	222	0.00E+00	0
3710	408980	3736695.21	2.73E-07	22	0.00E+00	0
3711	408673.63	3736607.53	2.68E-07	188	0.00E+00	0
3712	408561.24	3736544.63	2.64E-07	23	0.00E+00	0
3713	408678.04	3736546.39	2.63E-07	31	0.00E+00	0
3714	408583.04	3736693.34	2.76E-07	6	0.00E+00	0
3715	408425.2	3736690.98	2.77E-07	77	0.00E+00	0
3716	408485.02	3736670.55	2.75E-07	0	0.00E+00	0
3717	408447.64	3736587.63	2.68E-07	0	0.00E+00	0
3718	408451.23	3736459.63	2.57E-07	19	0.00E+00	0
3719	408641.37	3736459.36	2.57E-07	112	0.00E+00	0
3720	408787.94	3736358.6	2.49E-07	114	0.00E+00	0
3721	408891.06	3736149.03	2.34E-07	316	0.00E+00	0
3722	408982.39	3736139.96	2.34E-07	73	0.00E+00	0
3723	409083.62	3736139.66	2.33E-07	104	0.00E+00	0
3724	408983.13	3736382.91	2.50E-07	95	0.00E+00	0
3725	408641.89	3736156.07	2.36E-07	124	0.00E+00	0
3726	408640.54	3736257.11	2.42E-07	102	0.00E+00	0
3727	408641.98	3736358.45	2.49E-07	131	0.00E+00	0
3728	408450.54	3736358.51	2.50E-07	93	0.00E+00	0
3729	408450.77	3736256.93	2.43E-07	107	0.00E+00	0
3730	408450.64	3736156.35	2.36E-07	89	0.00E+00	0
3731	408451.06	3736055.77	2.30E-07	56	0.00E+00	0
3732	408641.02	3736055.61	2.29E-07	144	0.00E+00	0
3733	408641.64	3735965.34	2.24E-07	61	0.00E+00	0
3734	408450.19	3735964.74	2.24E-07	38	0.00E+00	0
3735	408450.17	3735914.84	2.21E-07	1	0.00E+00	0
3736	408641.63	3735915.33	2.21E-07	0	0.00E+00	0
3737	408782.23	3735915.87	2.21E-07	0	0.00E+00	0
3738	408982.19	3735915.29	2.20E-07	0	0.00E+00	0
3739	409084.35	3736382.17	2.49E-07	140	0.00E+00	0
3740	408663.16	3736694.57	2.76E-07	11	0.00E+00	0
3741	408753.29	3736696.26	2.75E-07	3	0.00E+00	0
3742	408179.36	3736590.1	2.69E-07	310	0.00E+00	0
3743	408012.22	3736631.3	2.73E-07	101	0.00E+00	0
3744	407884.03	3736534.95	2.65E-07	291	0.00E+00	0
3745	407656.97	3736614.1	2.73E-07	279	0.00E+00	0
3746	407611.36	3736619.98	2.73E-07	55	0.00E+00	0
3747	407762.06	3736573.61	2.69E-07	70	0.00E+00	0
3748	407839.42	3736355.74	2.51E-07	92	0.00E+00	0
3749	407749.38	3736411.16	2.56E-07	4	0.00E+00	0
3750	407684.78	3736406.58	2.55E-07	352	0.00E+00	0

Census Receptor #	UTM E (m)	UTM N (m)	Cancer Risk (CR)	Population Near Receptor (P)	Cancer Burden within 1 in a million Isopleth	Population Within Cancer Burden 1 in a million Isopleth
3751	407592.55	3736407.69	2.56E-07	53	0.00E+00	0
3752	408273.39	3736409.22	2.54E-07	57	0.00E+00	0
3753	408350	3736459.27	2.58E-07	0	0.00E+00	0
3754	408343.03	3736592.07	2.68E-07	0	0.00E+00	0
3755	408051.47	3736428.21	2.56E-07	42	0.00E+00	0
3756	408168.45	3736408.68	2.54E-07	80	0.00E+00	0
3757	408053.2	3736347.8	2.50E-07	52	0.00E+00	0
3758	408350.05	3736358.47	2.50E-07	0	0.00E+00	0
3759	408349.63	3736257.01	2.43E-07	0	0.00E+00	0
3760	408312.11	3736207.47	2.40E-07	7	0.00E+00	0
3761	408246.53	3736206.88	2.40E-07	98	0.00E+00	0
3762	408168.26	3736206.64	2.40E-07	82	0.00E+00	0
3763	408053.17	3736267.62	2.44E-07	49	0.00E+00	0
3764	408051.37	3736186.47	2.39E-07	29	0.00E+00	0
3765	407949.99	3736084.87	2.32E-07	358	0.00E+00	0
3766	408016.7	3735942.73	2.24E-07	0	0.00E+00	0
3767	408015.15	3736013.39	2.28E-07	25	0.00E+00	0
3768	407684.77	3736194.55	2.40E-07	577	0.00E+00	0
3769	407614.82	3736249.46	2.44E-07	28	0.00E+00	0
3770	407566.19	3736249.48	2.44E-07	21	0.00E+00	0
3771	407653.07	3736249.31	2.44E-07	11	0.00E+00	0
3772	407661.59	3736019.9	2.29E-07	438	0.00E+00	0
3773	407559.22	3736084.55	2.33E-07	0	0.00E+00	0
3774	408211.08	3736055.3	2.30E-07	63	0.00E+00	0
3775	408311.3	3736055.56	2.30E-07	0	0.00E+00	0
3776	408348.9	3736055.64	2.30E-07	1	0.00E+00	0
3777	408349.03	3736156.11	2.36E-07	0	0.00E+00	0
3778	407746.05	3735961.42	2.25E-07	48	0.00E+00	0
3779	407747.32	3735910.62	2.22E-07	0	0.00E+00	0
3780	407853.76	3735911.81	2.22E-07	0	0.00E+00	0
3781	407936.75	3735912.57	2.22E-07	0	0.00E+00	0
3782	408017.34	3735913.01	2.22E-07	0	0.00E+00	0
3783	408097.18	3735913.46	2.22E-07	0	0.00E+00	0
3784	408237.69	3735913.88	2.22E-07	0	0.00E+00	0
3785	408237.71	3735964.23	2.25E-07	0	0.00E+00	0
3786	408348.5	3735965.16	2.25E-07	0	0.00E+00	0
3787	408348.01	3735914.71	2.22E-07	0	0.00E+00	0
3788	407610.88	3735909.61	2.23E-07	0	0.00E+00	0
3789	408347.71	3735854.28	2.18E-07	0	0.00E+00	0
3790	408237.85	3735853.67	2.18E-07	14	0.00E+00	0
3791	408036.64	3735878.23	2.20E-07	0	0.00E+00	0
3792	408238.36	3735752.53	2.13E-07	104	0.00E+00	0
3793	408347.95	3735753.59	2.13E-07	0	0.00E+00	0
3794	408347.91	3735653.23	2.08E-07	0	0.00E+00	0
3795	408237.86	3735652.18	2.08E-07	149	0.00E+00	0
3796	408037.32	3735651.23	2.08E-07	170	0.00E+00	0
3797	407735.81	3735668.77	2.09E-07	314	0.00E+00	0
3798	407693.73	3735828.2	2.18E-07	431	0.00E+00	0
3799	408037.28	3735550.54	2.03E-07	182	0.00E+00	0
3800	408238.94	3735552.48	2.03E-07	148	0.00E+00	0
3801	408347.78	3735552.54	2.03E-07	0	0.00E+00	0
3802	408347.63	3735450.97	1.98E-07	0	0.00E+00	0
3803	408237.6	3735451.25	1.98E-07	126	0.00E+00	0
3804	408036.86	3735449.85	1.98E-07	133	0.00E+00	0
3805	407893.53	3735368.73	1.95E-07	94	0.00E+00	0
3806	407721.83	3735467.75	2.00E-07	382	0.00E+00	0
3807	408347.42	3735351.17	1.94E-07	0	0.00E+00	0
3808	408237.28	3735350.23	1.94E-07	105	0.00E+00	0
3809	408036.17	3735348.95	1.94E-07	167	0.00E+00	0
3810	408035.3	3735248.94	1.90E-07	140	0.00E+00	0
3811	408237.14	3735249.32	1.89E-07	105	0.00E+00	0
3812	407707.8	3735214.28	1.89E-07	35	0.00E+00	0
3813	407811.65	3735368.64	1.95E-07	79	0.00E+00	0
3814	408037.65	3735752.13	2.13E-07	87	0.00E+00	0
3815	408037.54	3735827.76	2.17E-07	55	0.00E+00	0
3816	408960.64	3735821.47	2.15E-07	1260	0.00E+00	0
3817	408580.39	3735671.85	2.08E-07	0	0.00E+00	0
3818	408475.2	3735753.03	2.13E-07	45	0.00E+00	0

Census Receptor #	UTM E (m)	UTM N (m)	Cancer Risk (CR)	Population Near Receptor (P)	Cancer Burden within 1 in a million Isopleth	Population Within Cancer Burden 1 in a million Isopleth
3819	408450.24	3735853.96	2.18E-07	5	0.00E+00	0
3820	408383.32	3735752.91	2.13E-07	0	0.00E+00	0
3821	408744.15	3735488.53	1.99E-07	505	0.00E+00	0
3822	408448.01	3735331.35	1.92E-07	18	0.00E+00	0
3823	408805.96	3735752.97	2.12E-07	74	0.00E+00	0
3824	409529.65	3735882.92	2.17E-07	8	0.00E+00	0
3825	409305.42	3735883.94	2.18E-07	45	0.00E+00	0
3826	409257.68	3735704.09	2.09E-07	188	0.00E+00	0
3827	405706.53	3737583.51	3.65E-07	0	0.00E+00	0
3828	405702.43	3737562.26	3.62E-07	0	0.00E+00	0
3829	405746.54	3737537.43	3.61E-07	20	0.00E+00	0
3830	405517.46	3737539.8	3.46E-07	9	0.00E+00	0
3831	405567.93	3737539.97	3.49E-07	0	0.00E+00	0
3832	405244.27	3737279.25	2.99E-07	242	0.00E+00	0
3833	405232.69	3737166.7	2.88E-07	90	0.00E+00	0
3834	405456.47	3737347.34	3.18E-07	90	0.00E+00	0
3835	405249.6	3737078.93	2.81E-07	98	0.00E+00	0
3836	405628.85	3737481.7	3.45E-07	27	0.00E+00	0
3837	405705.8	3737481.05	3.50E-07	30	0.00E+00	0
3838	405781.91	3737479.86	3.55E-07	34	0.00E+00	0
3839	405860.41	3737477.42	3.59E-07	21	0.00E+00	0
3840	405745.24	3737396.27	3.41E-07	115	0.00E+00	0
3841	405745.11	3737317.1	3.30E-07	92	0.00E+00	0
3842	405481.38	3737272.8	3.11E-07	76	0.00E+00	0
3843	405504.33	3737195.84	3.04E-07	52	0.00E+00	0
3844	405746.09	3737238.02	3.21E-07	140	0.00E+00	0
3845	405335.1	3737052.69	2.83E-07	72	0.00E+00	0
3846	405691.49	3737148.19	3.08E-07	149	0.00E+00	0
3847	405758.79	3737071.01	3.03E-07	123	0.00E+00	0
3848	405750.98	3736983.59	2.94E-07	88	0.00E+00	0
3849	405627.56	3736967.73	2.87E-07	104	0.00E+00	0
3850	405565.85	3736917.44	2.81E-07	95	0.00E+00	0
3851	405421.67	3736900.57	2.74E-07	123	0.00E+00	0
3852	405504.86	3736866.26	2.74E-07	85	0.00E+00	0
3853	405511.57	3736655.5	2.58E-07	175	0.00E+00	0
3854	405352.56	3736805.56	2.64E-07	101	0.00E+00	0
3855	405266.99	3736787.45	2.59E-07	109	0.00E+00	0
3856	405179.65	3736739.96	2.53E-07	163	0.00E+00	0
3857	405168.96	3736615.54	2.44E-07	89	0.00E+00	0
3858	405068.29	3736680.19	2.45E-07	153	0.00E+00	0
3859	405085.87	3736353.33	2.27E-07	4	0.00E+00	0
3860	405847.53	3736837.48	2.83E-07	57	0.00E+00	0
3861	405709.71	3736405.14	2.45E-07	424	0.00E+00	0
3862	405608.41	3736164.62	2.28E-07	86	0.00E+00	0
3863	405821.43	3736276.18	2.39E-07	248	0.00E+00	0
3864	405819.25	3736224.64	2.36E-07	287	0.00E+00	0
3865	405578.98	3736485.06	2.48E-07	105	0.00E+00	0
3866	405841.43	3736350.73	2.44E-07	0	0.00E+00	0
3867	405786.6	3736078.48	2.26E-07	59	0.00E+00	0
3868	405360.69	3736439.65	2.39E-07	233	0.00E+00	0
3869	405376.74	3736395.24	2.37E-07	46	0.00E+00	0
3870	405317.86	3736276.4	2.28E-07	72	0.00E+00	0
3871	405358.72	3736063.41	2.18E-07	76	0.00E+00	0
3872	405384.78	3736206.2	2.26E-07	24	0.00E+00	0
3873	405233.75	3736032.05	2.14E-07	0	0.00E+00	0
3874	405508.41	3735905.02	2.13E-07	0	0.00E+00	0
3875	405782.38	3735904.31	2.17E-07	0	0.00E+00	0
3876	405783.24	3735982.7	2.21E-07	0	0.00E+00	0
3877	405357.06	3735905.08	2.10E-07	0	0.00E+00	0
3878	405224.43	3735905.51	2.08E-07	0	0.00E+00	0
3879	405184.73	3735993.17	2.11E-07	0	0.00E+00	0
3880	405112.91	3735951.41	2.07E-07	0	0.00E+00	0
3881	406675.65	3736532.16	2.67E-07	146	0.00E+00	0
3882	406495.57	3736576.06	2.70E-07	211	0.00E+00	0
3883	406230.05	3736576.56	2.68E-07	219	0.00E+00	0
3884	405978.98	3736558.62	2.62E-07	200	0.00E+00	0
3885	406054.23	3736488.46	2.58E-07	130	0.00E+00	0
3886	406141.75	3736488.27	2.59E-07	101	0.00E+00	0

Census Receptor #	UTM E (m)	UTM N (m)	Cancer Risk (CR)	Population Near Receptor (P)	Cancer Burden within 1 in a million Isopleth	Population Within Cancer Burden 1 in a million Isopleth
3887	406407.1	3736488.66	2.62E-07	129	0.00E+00	0
3888	406319.01	3736487.86	2.61E-07	97	0.00E+00	0
3889	406584.17	3736487.15	2.63E-07	129	0.00E+00	0
3890	406548.14	3736326.04	2.50E-07	74	0.00E+00	0
3891	406336.29	3736133.84	2.36E-07	1792	0.00E+00	0
3892	405967.72	3736131.03	2.32E-07	442	0.00E+00	0
3893	405968.18	3735904.25	2.19E-07	0	0.00E+00	0
3894	406070.71	3735904.13	2.20E-07	0	0.00E+00	0
3895	406166.2	3735904.08	2.21E-07	0	0.00E+00	0
3896	406242.98	3735903.65	2.21E-07	0	0.00E+00	0
3897	406329.5	3735904.36	2.22E-07	0	0.00E+00	0
3898	406398.69	3735904.34	2.22E-07	0	0.00E+00	0
3899	406454.26	3735904.69	2.23E-07	0	0.00E+00	0
3900	406614.14	3735906.01	2.24E-07	0	0.00E+00	0
3901	406612.47	3735971.78	2.27E-07	0	0.00E+00	0
3902	406445.77	3737579.67	4.02E-07	0	0.00E+00	0
3903	406054.78	3737569.76	3.85E-07	0	0.00E+00	0
3904	406578.23	3737536.12	3.96E-07	0	0.00E+00	0
3905	406188.94	3737548.04	3.87E-07	0	0.00E+00	0
3906	406008.41	3737524.97	3.74E-07	26	0.00E+00	0
3907	406251.22	3737515.16	3.84E-07	17	0.00E+00	0
3908	406586.31	3737500.56	3.89E-07	0	0.00E+00	0
3909	406653.01	3737521.53	3.94E-07	0	0.00E+00	0
3910	406506.99	3737514.53	3.91E-07	0	0.00E+00	0
3911	405955.91	3737300.71	3.38E-07	177	0.00E+00	0
3912	406051.28	3737336.92	3.47E-07	114	0.00E+00	0
3913	406138.81	3737366.89	3.55E-07	72	0.00E+00	0
3914	406228.72	3737299.03	3.48E-07	109	0.00E+00	0
3915	406371.96	3737211.79	3.39E-07	405	0.00E+00	0
3916	406546.96	3737312.76	3.56E-07	104	0.00E+00	0
3917	406115.41	3736992.86	3.06E-07	56	0.00E+00	0
3918	406225.93	3737005.41	3.10E-07	32	0.00E+00	0
3919	406550.54	3737091.28	3.25E-07	237	0.00E+00	0
3920	406636.28	3736881.96	3.01E-07	199	0.00E+00	0
3921	406496.35	3736778.43	2.89E-07	43	0.00E+00	0
3922	406584.14	3736777.46	2.90E-07	41	0.00E+00	0
3923	406176.97	3736867.39	2.94E-07	230	0.00E+00	0
3924	406230.92	3736778.7	2.86E-07	54	0.00E+00	0
3925	406142.66	3736778.13	2.84E-07	49	0.00E+00	0
3926	406055.23	3736778.32	2.83E-07	60	0.00E+00	0
3927	405963.08	3736778.46	2.80E-07	54	0.00E+00	0
3928	406580.35	3737525.79	3.94E-07	0	0.00E+00	0
3929	406881.81	3737262.69	3.50E-07	103	0.00E+00	0
3930	406915.6	3737289.86	3.55E-07	127	0.00E+00	0
3931	406877.86	3737123.78	3.31E-07	174	0.00E+00	0
3932	406770.52	3736952.51	3.09E-07	32	0.00E+00	0
3933	406906.28	3736951.74	3.09E-07	51	0.00E+00	0
3934	406950.48	3736859.38	2.99E-07	112	0.00E+00	0
3935	407095.59	3736809.61	2.93E-07	165	0.00E+00	0
3936	406843.31	3736781.8	2.91E-07	197	0.00E+00	0
3937	407524.15	3736508.27	2.64E-07	0	0.00E+00	0
3938	407458.32	3736510.12	2.64E-07	81	0.00E+00	0
3939	407366.19	3736512.46	2.65E-07	131	0.00E+00	0
3940	407287.09	3736512.45	2.65E-07	130	0.00E+00	0
3941	407207.06	3736510.79	2.65E-07	128	0.00E+00	0
3942	406948.84	3736605.45	2.74E-07	156	0.00E+00	0
3943	406783.72	3736417.33	2.58E-07	205	0.00E+00	0
3944	406999.44	3736399.37	2.57E-07	1007	0.00E+00	0
3945	407216.24	3737502.4	3.89E-07	0	0.00E+00	0
3946	406876	3737502.27	3.89E-07	0	0.00E+00	0
3947	406791.25	3737501.33	3.91E-07	0	0.00E+00	0
3948	406819.34	3737390.05	3.71E-07	504	0.00E+00	0
3949	407071.64	3737089.63	3.26E-07	128	0.00E+00	0
3950	407339.07	3737029.47	3.17E-07	105	0.00E+00	0
3951	407234.15	3737011.64	3.15E-07	120	0.00E+00	0
3952	407331.59	3736860.44	2.98E-07	52	0.00E+00	0
3953	407156.77	3737073.27	3.23E-07	114	0.00E+00	0
3954	407249.59	3737304.35	3.47E-07	0	0.00E+00	0

Census Receptor #	UTM E (m)	UTM N (m)	Cancer Risk (CR)	Population Near Receptor (P)	Cancer Burden within 1 in a million Isopleth	Population Within Cancer Burden 1 in a million Isopleth
3955	407299.91	3737403	3.70E-07	0	0.00E+00	0
3956	407523.1	3736983	3.10E-07	0	0.00E+00	0
3957	407287.22	3736763.95	2.88E-07	18	0.00E+00	0
3958	407207.21	3736764.39	2.88E-07	30	0.00E+00	0
3959	407039.51	3736205.92	2.43E-07	218	0.00E+00	0
3960	406950.59	3736205.67	2.43E-07	214	0.00E+00	0
3961	406861.68	3736205.99	2.43E-07	191	0.00E+00	0
3962	406772.23	3736254.88	2.46E-07	26	0.00E+00	0
3963	406771.81	3736155.08	2.39E-07	0	0.00E+00	0
3964	406771.83	3736043.96	2.32E-07	56	0.00E+00	0
3965	406861.56	3736013.04	2.30E-07	145	0.00E+00	0
3966	406951.04	3736013.61	2.30E-07	137	0.00E+00	0
3967	407039.4	3736014.3	2.30E-07	149	0.00E+00	0
3968	407039.43	3735912.39	2.24E-07	0	0.00E+00	0
3969	406951.71	3735911.58	2.24E-07	0	0.00E+00	0
3970	406863.25	3735910.45	2.24E-07	0	0.00E+00	0
3971	406771.16	3735908.24	2.24E-07	0	0.00E+00	0
3972	406771.37	3735948.83	2.26E-07	0	0.00E+00	0
3973	407524.23	3736114.94	2.35E-07	0	0.00E+00	0
3974	407445.4	3736095.19	2.34E-07	208	0.00E+00	0
3975	407368.74	3736059.11	2.32E-07	30	0.00E+00	0
3976	407367.54	3736213.04	2.42E-07	70	0.00E+00	0
3977	407207.28	3736257.18	2.46E-07	344	0.00E+00	0
3978	407209.42	3736153.25	2.39E-07	326	0.00E+00	0
3979	407209.27	3736014.31	2.30E-07	368	0.00E+00	0
3980	407208.09	3735912.3	2.24E-07	0	0.00E+00	0
3981	407431.38	3735910.13	2.23E-07	0	0.00E+00	0
3982	404632.25	3737597.4	2.95E-07	0	0.00E+00	0
3983	404118.64	3737614.08	2.68E-07	0	0.00E+00	0
3984	403611.61	3737668.31	2.47E-07	0	0.00E+00	0
3985	403464.78	3737654.61	2.42E-07	0	0.00E+00	0
3986	403576.91	3737616.66	2.44E-07	0	0.00E+00	0
3987	403717.14	3737618.68	2.51E-07	0	0.00E+00	0
3988	404052.55	3737590.24	2.63E-07	0	0.00E+00	0
3989	404281.28	3737571.08	2.73E-07	0	0.00E+00	0
3990	404657.21	3737574.09	2.94E-07	0	0.00E+00	0
3991	404074.28	3737430.11	2.54E-07	586	0.00E+00	0
3992	404542.68	3737484.19	2.80E-07	29	0.00E+00	0
3993	404840.05	3737290.15	2.79E-07	29	0.00E+00	0
3994	404568.61	3737428.37	2.77E-07	111	0.00E+00	0
3995	404694.66	3737467.37	2.87E-07	31	0.00E+00	0
3996	403970.46	3737392.68	2.47E-07	0	0.00E+00	0
3997	404390.89	3737280.34	2.58E-07	71	0.00E+00	0
3998	404480.81	3737289.53	2.62E-07	37	0.00E+00	0
3999	404592.34	3737486.35	2.83E-07	28	0.00E+00	0
4000	404890.35	3737291.76	2.82E-07	56	0.00E+00	0
4001	404823.85	3737392.44	2.87E-07	49	0.00E+00	0
4002	404478.75	3737175.55	2.55E-07	66	0.00E+00	0
4003	404352.54	3737426.99	2.66E-07	49	0.00E+00	0
4004	404734.3	3737244.85	2.71E-07	29	0.00E+00	0
4005	404734.72	3737296.19	2.75E-07	34	0.00E+00	0
4006	404813.32	3737441.79	2.91E-07	48	0.00E+00	0
4007	404400.21	3737434.27	2.69E-07	37	0.00E+00	0
4008	404732.35	3737355.77	2.79E-07	34	0.00E+00	0
4009	404582.5	3737299.49	2.68E-07	59	0.00E+00	0
4010	404183.5	3737516.4	2.64E-07	0	0.00E+00	0
4011	403721.76	3737544.33	2.46E-07	0	0.00E+00	0
4012	403764.94	3737555.54	2.48E-07	0	0.00E+00	0
4013	403985.11	3737514.07	2.55E-07	0	0.00E+00	0
4014	403926.53	3737582.75	2.57E-07	0	0.00E+00	0
4015	404449.19	3737469.82	2.74E-07	20	0.00E+00	0
4016	404495.56	3737476.68	2.77E-07	28	0.00E+00	0
4017	404532.09	3737296.11	2.65E-07	47	0.00E+00	0
4018	405211.7	3737589.74	3.31E-07	0	0.00E+00	0
4019	405217.33	3737568.39	3.28E-07	0	0.00E+00	0
4020	405069.11	3737452.21	3.07E-07	467	0.00E+00	0
4021	405032.84	3737408.55	3.00E-07	68	0.00E+00	0
4022	405306.16	3737486.56	3.25E-07	0	0.00E+00	0

Census Receptor #	UTM E (m)	UTM N (m)	Cancer Risk (CR)	Population Near Receptor (P)	Cancer Burden within 1 in a million Isopleth	Population Within Cancer Burden 1 in a million Isopleth
4023	405002.26	3737276.12	2.86E-07	62	0.00E+00	0
4024	404902.04	3737116.65	2.69E-07	57	0.00E+00	0
4025	404846.05	3737018.85	2.59E-07	125	0.00E+00	0
4026	404670	3736954.07	2.48E-07	124	0.00E+00	0
4027	404530.65	3736975.87	2.44E-07	163	0.00E+00	0
4028	404724.19	3736612.76	2.30E-07	176	0.00E+00	0
4029	404853	3736629.44	2.35E-07	111	0.00E+00	0
4030	404894.18	3736755.45	2.44E-07	222	0.00E+00	0
4031	404703.68	3736571.27	2.27E-07	0	0.00E+00	0
4032	403586.99	3737550.8	2.41E-07	0	0.00E+00	0
4033	403651.74	3737479.17	2.39E-07	0	0.00E+00	0
4034	403517.83	3737607.61	2.41E-07	0	0.00E+00	0
4035	403451.41	3737641.77	2.41E-07	0	0.00E+00	0
4036	403513.14	3737390.75	2.29E-07	1	0.00E+00	0
4037	403480.47	3737118.62	2.15E-07	0	0.00E+00	0
4038	403663.55	3737327.68	2.31E-07	474	0.00E+00	0
4039	403740.04	3736886.56	2.13E-07	132	0.00E+00	0
4040	403905.65	3737201.49	2.33E-07	102	0.00E+00	0
4041	403959.42	3737105.02	2.31E-07	85	0.00E+00	0
4042	403989.06	3737031.87	2.28E-07	119	0.00E+00	0
4043	404067.25	3736841.57	2.21E-07	437	0.00E+00	0
4044	403642.42	3737125.07	2.21E-07	125	0.00E+00	0
4045	404958.87	3736052.86	2.09E-07	75	0.00E+00	0
4046	405043.91	3736036.15	2.10E-07	38	0.00E+00	0
4047	405066.31	3736127.75	2.15E-07	0	0.00E+00	0
4048	404751.98	3736065.57	2.04E-07	69	0.00E+00	0
4049	404861.17	3736036.09	2.06E-07	40	0.00E+00	0
4050	404750.19	3735969.44	2.00E-07	12	0.00E+00	0
4051	404757.78	3736145.46	2.08E-07	61	0.00E+00	0
4052	404858.37	3735940.97	2.01E-07	8	0.00E+00	0
4053	404858.01	3735913.92	2.00E-07	0	0.00E+00	0
4054	404714.46	3735915.46	1.97E-07	0	0.00E+00	0
4055	404959.6	3735912.35	2.02E-07	0	0.00E+00	0
4056	405057.55	3735908.05	2.04E-07	0	0.00E+00	0
4057	403856.59	3736900.46	2.17E-07	46	0.00E+00	0
4058	403946.49	3736924.62	2.21E-07	34	0.00E+00	0
4059	403701.79	3737060.93	2.20E-07	91	0.00E+00	0
4060	404392.68	3736673.07	2.23E-07	42	0.00E+00	0
4061	404431.44	3736585.19	2.19E-07	67	0.00E+00	0
4062	404465.4	3736499.58	2.16E-07	109	0.00E+00	0
4063	404516.59	3736412.79	2.14E-07	148	0.00E+00	0
4064	404732.95	3736339.77	2.16E-07	79	0.00E+00	0
4065	404485.42	3736306.09	2.08E-07	118	0.00E+00	0
4066	404198.48	3736388.25	2.04E-07	268	0.00E+00	0
4067	404091.61	3736232.97	1.95E-07	91	0.00E+00	0
4068	404171.25	3736231.51	1.97E-07	91	0.00E+00	0
4069	404483.61	3736217.51	2.04E-07	95	0.00E+00	0
4070	404482.26	3736129.25	2.01E-07	120	0.00E+00	0
4071	404481.36	3736048.2	1.97E-07	91	0.00E+00	0
4072	404372.16	3736020.9	1.94E-07	8	0.00E+00	0
4073	404623.49	3736016.61	1.99E-07	12	0.00E+00	0
4074	404495.24	3736019.78	1.96E-07	9	0.00E+00	0
4075	404177.41	3735968.85	1.88E-07	0	0.00E+00	0
4076	404454.52	3735939.46	1.92E-07	1	0.00E+00	0
4077	404326.49	3736001.95	1.92E-07	19	0.00E+00	0
4078	404499.41	3735964.29	1.94E-07	65	0.00E+00	0
4079	404496.32	3735988.94	1.95E-07	0	0.00E+00	0
4080	404558.97	3735982.88	1.97E-07	16	0.00E+00	0
4081	403857.89	3736689.42	2.08E-07	107	0.00E+00	0
4082	403559.63	3736575.11	1.95E-07	300	0.00E+00	0
4083	403459.48	3736571.69	1.93E-07	0	0.00E+00	0
4084	403453.07	3736212.79	1.81E-07	0	0.00E+00	0
4085	403591.68	3736181.23	1.83E-07	212	0.00E+00	0
4086	403852.36	3736287.27	1.92E-07	96	0.00E+00	0
4087	403852.15	3736367.45	1.95E-07	105	0.00E+00	0
4088	403883.36	3736513.96	2.01E-07	123	0.00E+00	0
4089	403814.44	3736448.34	1.97E-07	78	0.00E+00	0
4090	403855.6	3736608.72	2.04E-07	84	0.00E+00	0

Census Receptor #	UTM E (m)	UTM N (m)	Cancer Risk (CR)	Population Near Receptor (P)	Cancer Burden within 1 in a million Isopleth	Population Within Cancer Burden 1 in a million Isopleth
4091	403902.9	3736127.19	1.88E-07	66	0.00E+00	0
4092	403851.28	3736207.33	1.89E-07	105	0.00E+00	0
4093	403902.82	3735972.39	1.82E-07	0	0.00E+00	0
4094	403901.03	3736033.95	1.84E-07	117	0.00E+00	0
4095	404792.77	3739910.67	1.00E-06	0	0.00E+00	0
4096	404732.63	3739905.61	9.56E-07	44	0.00E+00	0
4097	404791.54	3739824.52	9.73E-07	0	0.00E+00	0
4098	404712.11	3739742.25	8.89E-07	83	0.00E+00	0
4099	404588.8	3739835.42	8.51E-07	177	0.00E+00	0
4100	404208.89	3739712.92	6.60E-07	101	0.00E+00	0
4101	404322.74	3739976.81	7.50E-07	0	0.00E+00	0
4102	404376.75	3739777.88	7.37E-07	320	0.00E+00	0
4103	404414.88	3739738.46	7.41E-07	73	0.00E+00	0
4104	404449.05	3739609.71	7.11E-07	136	0.00E+00	0
4105	404731.42	3739626.51	8.45E-07	25	0.00E+00	0
4106	404466.99	3739561.29	6.99E-07	105	0.00E+00	0
4107	403953.23	3739553.7	5.52E-07	84	0.00E+00	0
4108	404091.9	3739624.16	6.03E-07	24	0.00E+00	0
4109	403826.72	3739403.27	4.93E-07	197	0.00E+00	0
4110	403911.56	3739350.74	4.95E-07	124	0.00E+00	0
4111	403599.21	3739391.71	4.54E-07	69	0.00E+00	0
4112	403848.44	3739509.62	5.21E-07	114	0.00E+00	0
4113	403904.89	3739222.06	4.64E-07	97	0.00E+00	0
4114	403867.25	3739272.57	4.70E-07	99	0.00E+00	0
4115	403630.16	3738826.84	3.61E-07	157	0.00E+00	0
4116	403717.71	3739078.46	4.10E-07	194	0.00E+00	0
4117	403956.62	3738878.33	4.01E-07	100	0.00E+00	0
4118	403859.93	3739005.39	4.13E-07	200	0.00E+00	0
4119	403991.09	3739157.32	4.62E-07	105	0.00E+00	0
4120	403951.03	3738957.67	4.15E-07	108	0.00E+00	0
4121	404489.67	3739450.61	6.62E-07	202	0.00E+00	0
4122	404648.27	3739431.51	7.08E-07	101	0.00E+00	0
4123	404385.54	3739361.06	5.98E-07	62	0.00E+00	0
4124	404328.56	3739394.57	5.96E-07	99	0.00E+00	0
4125	404250.19	3739400.01	5.78E-07	73	0.00E+00	0
4126	404166.5	3739364.14	5.48E-07	123	0.00E+00	0
4127	404381.17	3739036.52	4.93E-07	43	0.00E+00	0
4128	404264.61	3739175.64	5.12E-07	0	0.00E+00	0
4129	404301.33	3738821.3	4.29E-07	46	0.00E+00	0
4130	404327.9	3738969.19	4.67E-07	70	0.00E+00	0
4131	404249.34	3738964.43	4.54E-07	75	0.00E+00	0
4132	404164.6	3739009.2	4.53E-07	103	0.00E+00	0
4133	404426.25	3739035.4	5.01E-07	120	0.00E+00	0
4134	404476.05	3739024.48	5.06E-07	130	0.00E+00	0
4135	404471.86	3739298.87	5.98E-07	79	0.00E+00	0
4136	404640.74	3739289.97	6.40E-07	0	0.00E+00	0
4137	404640.76	3739032.59	5.40E-07	288	0.00E+00	0
4138	404647.43	3738856.43	4.88E-07	68	0.00E+00	0
4139	404564.77	3738822.32	4.66E-07	49	0.00E+00	0
4140	406318.36	3738967.62	1.36E-06	164	2.23E-04	164
4141	406133.75	3739026.54	1.31E-06	212	2.77E-04	212
4142	405788.6	3739104.35	1.09E-06	117	1.27E-04	117
4143	405904.18	3738900.39	9.41E-07	98	0.00E+00	0
4144	405850.12	3738958.92	9.67E-07	142	0.00E+00	0
4145	405659.85	3738941.06	8.36E-07	111	0.00E+00	0
4146	405753.36	3738592.71	6.54E-07	188	0.00E+00	0
4147	406061.07	3738838.63	9.70E-07	104	0.00E+00	0
4148	406158.51	3738568.76	7.64E-07	144	0.00E+00	0
4149	406139.84	3738346.61	6.25E-07	0	0.00E+00	0
4150	405898.35	3738347.1	5.78E-07	0	0.00E+00	0
4151	405823.09	3738368.58	5.72E-07	22	0.00E+00	0
4152	405381.6	3739116.7	8.23E-07	142	0.00E+00	0
4153	405078.59	3739121.04	6.97E-07	59	0.00E+00	0
4154	405134.9	3738759.75	5.56E-07	578	0.00E+00	0
4155	404993.23	3738676.44	5.01E-07	114	0.00E+00	0
4156	405002.56	3738534.07	4.66E-07	124	0.00E+00	0
4157	405001.52	3738392.69	4.35E-07	52	0.00E+00	0
4158	405466.04	3739004.86	7.84E-07	144	0.00E+00	0

Census Receptor #	UTM E (m)	UTM N (m)	Cancer Risk (CR)	Population Near Receptor (P)	Cancer Burden within 1 in a million Isopleth	Population Within Cancer Burden 1 in a million Isopleth
4159	405373.84	3738399.97	4.95E-07	42	0.00E+00	0
4160	405049.34	3739010.44	6.32E-07	133	0.00E+00	0
4161	405055.55	3738611.5	4.95E-07	109	0.00E+00	0
4162	405177	3738906.15	6.23E-07	158	0.00E+00	0
4163	405003.55	3738456.66	4.49E-07	110	0.00E+00	0
4164	405560.7	3738980.08	8.13E-07	32	0.00E+00	0
4165	405375.13	3738903.52	6.86E-07	95	0.00E+00	0
4166	406346.82	3738292.23	6.29E-07	0	0.00E+00	0
4167	405967.71	3738310.38	5.77E-07	132	0.00E+00	0
4168	406295.48	3738221.87	5.89E-07	210	0.00E+00	0
4169	406167.48	3738238.32	5.80E-07	200	0.00E+00	0
4170	405737.44	3738237.8	5.11E-07	271	0.00E+00	0
4171	405945.66	3738130.5	5.09E-07	91	0.00E+00	0
4172	406023.99	3738129.4	5.19E-07	103	0.00E+00	0
4173	406219.2	3738026.35	5.06E-07	128	0.00E+00	0
4174	406232.11	3738077.23	5.25E-07	55	0.00E+00	0
4175	405428.79	3738217.12	4.58E-07	110	0.00E+00	0
4176	405389.92	3738107.61	4.28E-07	53	0.00E+00	0
4177	404643.18	3738366.88	3.86E-07	129	0.00E+00	0
4178	405233.86	3738141.98	4.16E-07	113	0.00E+00	0
4179	404962.78	3738120.06	3.82E-07	155	0.00E+00	0
4180	404976.75	3738257.54	4.06E-07	186	0.00E+00	0
4181	404929.21	3738198.13	3.91E-07	104	0.00E+00	0
4182	406363.85	3737687.15	4.23E-07	220	0.00E+00	0
4183	406076.97	3737811.06	4.35E-07	149	0.00E+00	0
4184	406187.3	3737739.23	4.26E-07	149	0.00E+00	0
4185	405772.61	3737701.4	3.89E-07	117	0.00E+00	0
4186	405677.9	3737844.5	4.07E-07	61	0.00E+00	0
4187	405734.16	3738055.3	4.59E-07	217	0.00E+00	0
4188	405993.83	3737934.75	4.59E-07	99	0.00E+00	0
4189	405992.41	3737856.36	4.39E-07	113	0.00E+00	0
4190	406526.58	3737652.18	4.16E-07	0	0.00E+00	0
4191	405396.43	3737848.5	3.81E-07	152	0.00E+00	0
4192	405308.68	3737871.11	3.77E-07	108	0.00E+00	0
4193	405229.24	3737826.32	3.63E-07	86	0.00E+00	0
4194	404850.99	3737709.55	3.19E-07	357	0.00E+00	0
4195	405035.76	3737721.23	3.34E-07	78	0.00E+00	0
4196	404065.62	3737701.22	2.73E-07	0	0.00E+00	0
4197	405463.3	3737831.32	3.85E-07	28	0.00E+00	0
4198	404781.23	3737910.85	3.37E-07	128	0.00E+00	0
4199	405038.58	3737920.15	3.60E-07	42	0.00E+00	0
4200	404453.91	3737876.64	3.09E-07	103	0.00E+00	0
4201	404434.92	3738098.61	3.31E-07	53	0.00E+00	0
4202	404289.73	3737859.54	2.97E-07	90	0.00E+00	0
4203	404610.17	3737852.56	3.18E-07	75	0.00E+00	0
4204	404546.81	3737924.5	3.21E-07	136	0.00E+00	0
4205	404689.22	3737886.04	3.27E-07	102	0.00E+00	0
4206	404218.21	3738750.95	4.05E-07	178	0.00E+00	0
4207	404425.38	3738698.74	4.20E-07	143	0.00E+00	0
4208	404487.58	3738631.03	4.14E-07	156	0.00E+00	0
4209	403663.53	3738774.72	3.56E-07	141	0.00E+00	0
4210	403803.32	3738671.17	3.53E-07	39	0.00E+00	0
4211	404026.23	3738701.86	3.77E-07	60	0.00E+00	0
4212	403880.62	3738687.47	3.62E-07	26	0.00E+00	0
4213	403879.86	3738502.07	3.37E-07	72	0.00E+00	0
4214	403647.82	3738595.12	3.31E-07	77	0.00E+00	0
4215	403726.84	3738653.65	3.45E-07	46	0.00E+00	0
4216	404458.55	3738405.32	3.73E-07	105	0.00E+00	0
4217	404367.11	3738409.79	3.65E-07	65	0.00E+00	0
4218	404361.63	3738555.33	3.87E-07	68	0.00E+00	0
4219	404233.5	3738437.85	3.57E-07	39	0.00E+00	0
4220	403887.31	3738432.46	3.29E-07	97	0.00E+00	0
4221	403828.98	3738341.57	3.15E-07	150	0.00E+00	0
4222	403903.63	3738581.56	3.49E-07	139	0.00E+00	0
4223	403965.61	3738300.16	3.19E-07	77	0.00E+00	0
4224	404056.47	3738265.64	3.22E-07	94	0.00E+00	0
4225	403766.08	3738128.18	2.90E-07	125	0.00E+00	0
4226	403524.57	3737752.14	2.50E-07	181	0.00E+00	0

Census Receptor #	UTM E (m)	UTM N (m)	Cancer Risk (CR)	Population Near Receptor (P)	Cancer Burden within 1 in a million Isopleth	Population Within Cancer Burden 1 in a million Isopleth
4227	403684.07	3737883.82	2.66E-07	106	0.00E+00	0
4228	404028.26	3737992.58	2.93E-07	53	0.00E+00	0
4229	403709.03	3737805.72	2.62E-07	135	0.00E+00	0
4230	403672.08	3738044.4	2.78E-07	79	0.00E+00	0
4231	403971.78	3737938.25	2.85E-07	42	0.00E+00	0
4232	403765.37	3737937.89	2.74E-07	149	0.00E+00	0
4233	403610.98	3738275.01	2.95E-07	40	0.00E+00	0
4234	403978.36	3737735.81	2.71E-07	0	0.00E+00	0
4235	403752.91	3737675.65	2.55E-07	0	0.00E+00	0
4236	403958.49	3738107.5	2.99E-07	103	0.00E+00	0
4237	404164.59	3738196.91	3.22E-07	111	0.00E+00	0
4238	404225.1	3738136.98	3.20E-07	129	0.00E+00	0
4239	404284.8	3738078.6	3.18E-07	99	0.00E+00	0
4240	405529.66	3739865.53	2.14E-06	117	2.51E-04	117
4241	405225.88	3739845.7	1.44E-06	351	5.06E-04	351
4242	405172.84	3739650.83	1.20E-06	67	8.02E-05	67
4243	405006.05	3739748.97	1.11E-06	178	1.98E-04	178
4244	404938.82	3739673.9	1.01E-06	326	3.28E-04	326
4245	404822.7	3739755.79	9.67E-07	23	0.00E+00	0
4246	404842.89	3739514.51	8.40E-07	41	0.00E+00	0
4247	404936.37	3739473.87	8.62E-07	151	0.00E+00	0
4248	405055.73	3739428.77	8.97E-07	103	0.00E+00	0
4249	405309.94	3739425.02	1.07E-06	117	1.25E-04	117
4250	405509.14	3739513.54	1.42E-06	63	8.97E-05	63
4251	405479.77	3739623.61	1.59E-06	121	1.92E-04	121
4252	405499.21	3739717.23	1.81E-06	63	1.14E-04	63
4253	405418.16	3739797.32	1.75E-06	35	6.14E-05	35
4254	405400.89	3739876.34	1.80E-06	52	9.36E-05	52
4255	405179.82	3739217.17	7.98E-07	133	0.00E+00	0
4256	405103.29	3739360.76	8.69E-07	49	0.00E+00	0
4257	405181.89	3739360.09	9.14E-07	45	0.00E+00	0
4258	405260.39	3739358.43	9.63E-07	45	0.00E+00	0
4259	405417.97	3739395.12	1.13E-06	74	8.36E-05	74
4260	405525.23	3739409.14	1.26E-06	32	4.04E-05	32
4261	405519.4	3739324.92	1.13E-06	37	4.18E-05	37
4262	405489.93	3739219.75	9.80E-07	58	0.00E+00	0
4263	405086.63	3739808.27	1.23E-06	54	6.66E-05	54
4264	404858.15	3739290.91	7.12E-07	62	0.00E+00	0
4265	406313.12	3739801.46	1.41E-05	220	3.10E-03	220
4266	406173.52	3739868.82	9.97E-06	94	9.37E-04	94
4267	405984.61	3739751.8	4.43E-06	396	1.75E-03	396
4268	405760.67	3739763.33	2.85E-06	191	5.44E-04	191
4269	405678.48	3739794.74	2.56E-06	52	1.33E-04	52
4270	405678.63	3739640.71	2.09E-06	58	1.21E-04	58
4271	405678.4	3739898.1	2.79E-06	0	0.00E+00	0
4272	405755.09	3739582.85	2.12E-06	68	1.44E-04	68
4273	405990.78	3739579.97	3.04E-06	31	9.43E-05	31
4274	405991.58	3739539.04	2.78E-06	18	5.01E-05	18
4275	405672.85	3739534.43	1.76E-06	78	1.37E-04	78
4276	406193.09	3739712.27	6.81E-06	127	8.65E-04	127
4277	406295.94	3739616.55	6.52E-06	74	4.82E-04	74
4278	406231.22	3739409.16	3.08E-06	47	1.45E-04	47
4279	406032.39	3739386.05	2.16E-06	80	1.73E-04	80
4280	405761.25	3739456.59	1.73E-06	127	2.19E-04	127
4281	405876.67	3739349.66	1.66E-06	170	2.83E-04	170
4282	405779.76	3739212.67	1.23E-06	135	1.67E-04	135
4283	405637.88	3739368.32	1.33E-06	47	6.24E-05	47
4284	406131.61	3739203.99	1.74E-06	85	1.48E-04	85
4285	406331.68	3739211.45	2.19E-06	31	6.79E-05	31
4286	406260.25	3740760.86	3.10E-06	0	0.00E+00	0
4287	406008.95	3740764.78	2.07E-06	0	0.00E+00	0
4288	405854.93	3740767.41	1.68E-06	0	0.00E+00	0
4289	405706	3740769.77	1.40E-06	0	0.00E+00	0
4290	405758.25	3740652.37	1.67E-06	0	0.00E+00	0
4291	405994.36	3740693.4	2.22E-06	0	0.00E+00	0
4292	406247.48	3740676.93	3.51E-06	0	0.00E+00	0
4293	405992.43	3740582.97	2.56E-06	0	0.00E+00	0
4294	406060.53	3740428.49	3.73E-06	162	6.05E-04	162

Census Receptor #	UTM E (m)	UTM N (m)	Cancer Risk (CR)	Population Near Receptor (P)	Cancer Burden within 1 in a million Isopleth	Population Within Cancer Burden 1 in a million Isopleth
4295	405822.14	3740325.49	2.80E-06	18	5.04E-05	18
4296	406272.18	3740279.14	9.37E-06	122	1.14E-03	122
4297	405744.82	3740276.47	2.63E-06	76	2.00E-04	76
4298	405630.71	3740225.48	2.33E-06	63	1.47E-04	63
4299	405685.76	3740183.57	2.65E-06	32	8.46E-05	32
4300	405790.05	3740113.01	3.42E-06	62	2.12E-04	62
4301	405991.71	3740208.72	4.80E-06	416	1.99E-03	416
4302	406177.59	3740319.66	6.24E-06	28	1.75E-04	28
4303	405823.15	3740212.38	3.29E-06	0	0.00E+00	0
4304	406167.18	3740212.31	7.83E-06	0	0.00E+00	0
4305	406175.73	3740083.59	1.06E-05	120	1.27E-03	120
4306	406266.34	3740127.72	1.42E-05	18	2.56E-04	18
4307	406308.45	3740051.68	2.09E-05	55	1.15E-03	55
4308	405894.83	3740007.74	4.59E-06	77	3.53E-04	77
4309	405749.63	3740004.96	3.30E-06	79	2.60E-04	79
4310	405692.58	3740049.99	2.92E-06	38	1.11E-04	38
4311	405755.04	3740092.95	3.23E-06	26	8.40E-05	26
4312	406116.67	3739999.89	9.07E-06	100	9.07E-04	100
4313	406048.17	3740010.22	7.13E-06	0	0.00E+00	0
4314	406368.46	3739996.31	3.19E-05	66	2.11E-03	66
4315	405533.47	3740772.7	1.18E-06	0	0.00E+00	0
4316	405330.2	3740775.38	9.95E-07	0	0.00E+00	0
4317	405015.3	3740780.17	8.14E-07	0	0.00E+00	0
4318	405014	3740677.17	8.75E-07	0	0.00E+00	0
4319	405244.11	3740468.4	1.21E-06	337	4.07E-04	337
4320	405409.2	3740218.91	1.74E-06	84	1.46E-04	84
4321	404976.12	3740146.04	1.16E-06	70	8.13E-05	70
4322	404900.94	3740146.23	1.09E-06	69	7.54E-05	69
4323	405030.91	3740302.41	1.14E-06	107	1.22E-04	107
4324	405410.42	3740295.19	1.64E-06	94	1.54E-04	94
4325	405143.72	3740223.44	1.31E-06	46	6.02E-05	46
4326	405142.93	3740143.71	1.35E-06	35	4.73E-05	35
4327	405233.22	3740035.03	1.51E-06	0	0.00E+00	0
4328	405518.19	3740127.9	2.12E-06	194	4.11E-04	194
4329	405407.28	3740063.13	1.86E-06	83	1.54E-04	83
4330	405053.91	3739999.33	1.26E-06	24	3.03E-05	24
4331	405051.45	3740142.85	1.24E-06	88	1.09E-04	88
4332	405141.48	3740063.33	1.37E-06	43	5.90E-05	43
4333	402287.06	3738391.5	2.43E-07	0	0.00E+00	0
4334	402446.37	3738350.73	2.46E-07	119	0.00E+00	0
4335	402318.2	3738295.04	2.38E-07	135	0.00E+00	0
4336	402332.01	3738179.01	2.32E-07	293	0.00E+00	0
4337	402211.27	3738098.41	2.23E-07	153	0.00E+00	0
4338	402162.25	3738023.51	2.18E-07	182	0.00E+00	0
4339	402977.68	3738384.45	2.71E-07	0	0.00E+00	0
4340	402874.17	3738385.51	2.67E-07	0	0.00E+00	0
4341	402672.89	3738388.55	2.58E-07	0	0.00E+00	0
4342	402730.89	3738346.71	2.57E-07	66	0.00E+00	0
4343	402810.87	3738298.32	2.57E-07	133	0.00E+00	0
4344	402795.19	3738213.87	2.51E-07	164	0.00E+00	0
4345	402733.84	3738145.3	2.44E-07	129	0.00E+00	0
4346	402705.65	3738068.52	2.38E-07	92	0.00E+00	0
4347	402674.23	3737966.26	2.31E-07	212	0.00E+00	0
4348	402585.67	3737918.48	2.26E-07	146	0.00E+00	0
4349	402583.52	3737843.65	2.22E-07	129	0.00E+00	0
4350	403062.58	3738346.44	2.73E-07	117	0.00E+00	0
4351	403272.45	3738204.47	2.71E-07	141	0.00E+00	0
4352	403295.8	3738287.74	2.79E-07	126	0.00E+00	0
4353	403095.62	3738089.5	2.55E-07	164	0.00E+00	0
4354	403220.11	3738046.87	2.57E-07	181	0.00E+00	0
4355	403142.72	3737948.74	2.48E-07	159	0.00E+00	0
4356	403475.71	3738377.63	2.97E-07	0	0.00E+00	0
4357	403205.36	3738382.03	2.82E-07	0	0.00E+00	0
4358	402537.34	3737746.76	2.16E-07	287	0.00E+00	0
4359	403083.29	3737805.41	2.37E-07	377	0.00E+00	0
4360	403305.93	3737688.15	2.38E-07	0	0.00E+00	0
4361	402295.49	3737642.11	2.04E-07	0	0.00E+00	0
4362	403169.27	3737627.33	2.30E-07	0	0.00E+00	0

Census Receptor #	UTM E (m)	UTM N (m)	Cancer Risk (CR)	Population Near Receptor (P)	Cancer Burden within 1 in a million Isopleth	Population Within Cancer Burden 1 in a million Isopleth
4363	403376.21	3737605.27	2.37E-07	0	0.00E+00	0
4364	402389.25	3740821.45	3.56E-07	0	0.00E+00	0
4365	402184.76	3740822.44	3.42E-07	0	0.00E+00	0
4366	402193.81	3740784.31	3.45E-07	0	0.00E+00	0
4367	402193.26	3740721.33	3.49E-07	247	0.00E+00	0
4368	402192.48	3740654.36	3.52E-07	302	0.00E+00	0
4369	402189.66	3740586.85	3.55E-07	240	0.00E+00	0
4370	402190.45	3740519.31	3.58E-07	236	0.00E+00	0
4371	402190.69	3740452.44	3.60E-07	244	0.00E+00	0
4372	401944	3740824.91	3.26E-07	0	0.00E+00	0
4373	401789.58	3740788.91	3.19E-07	0	0.00E+00	0
4374	401787.08	3740726.5	3.22E-07	251	0.00E+00	0
4375	401786.77	3740660.19	3.24E-07	194	0.00E+00	0
4376	401786.82	3740592.88	3.27E-07	215	0.00E+00	0
4377	401785.94	3740525.24	3.28E-07	270	0.00E+00	0
4378	401783.59	3740458.84	3.30E-07	217	0.00E+00	0
4379	404815.28	3740783.61	7.34E-07	0	0.00E+00	0
4380	404681.71	3740785.17	6.91E-07	0	0.00E+00	0
4381	404404.86	3740789.16	6.17E-07	0	0.00E+00	0
4382	404131.61	3740792.68	5.60E-07	0	0.00E+00	0
4383	403933.99	3740795.22	5.25E-07	0	0.00E+00	0
4384	403816.68	3740674.98	5.31E-07	0	0.00E+00	0
4385	403766.54	3740798.02	4.99E-07	0	0.00E+00	0
4386	403531.82	3740802.61	4.67E-07	0	0.00E+00	0
4387	403372.71	3740805.33	4.47E-07	0	0.00E+00	0
4388	403298.67	3740807.64	4.39E-07	0	0.00E+00	0
4389	403202.87	3740809.5	4.28E-07	0	0.00E+00	0
4390	403112.36	3740811.53	4.19E-07	0	0.00E+00	0
4391	403027.95	3740813.71	4.10E-07	0	0.00E+00	0
4392	402955.76	3740815.45	4.03E-07	0	0.00E+00	0
4393	402872.54	3740816.52	3.95E-07	0	0.00E+00	0
4394	402776.64	3740817.49	3.87E-07	0	0.00E+00	0
4395	402564.02	3740819.33	3.69E-07	5	0.00E+00	0
4396	402868.72	3740768.87	4.00E-07	11	0.00E+00	0
4397	402776.24	3740768.82	3.91E-07	0	0.00E+00	0
4398	402605.83	3740770.78	3.77E-07	40	0.00E+00	0
4399	402436.42	3740635.67	3.72E-07	81	0.00E+00	0
4400	402519.78	3740594.78	3.82E-07	73	0.00E+00	0
4401	402603.56	3740593.93	3.89E-07	71	0.00E+00	0
4402	402686.81	3740596.62	3.97E-07	78	0.00E+00	0
4403	402773.43	3740592.97	4.05E-07	77	0.00E+00	0
4404	403427.5	3740694.77	4.70E-07	197	0.00E+00	0
4405	403394.48	3740560.37	4.83E-07	83	0.00E+00	0
4406	402859.96	3740590.31	4.15E-07	84	0.00E+00	0
4407	403392.48	3740481.88	4.91E-07	98	0.00E+00	0
4408	403393.8	3740639.11	4.73E-07	88	0.00E+00	0
4409	403215.21	3740711.9	4.42E-07	101	0.00E+00	0
4410	403110.46	3740624.91	4.39E-07	90	0.00E+00	0
4411	403026.23	3740626.21	4.30E-07	104	0.00E+00	0
4412	402944.82	3740623.49	4.21E-07	101	0.00E+00	0
4413	404493.15	3740703.77	6.69E-07	0	0.00E+00	0
4414	404597.44	3740180.87	8.77E-07	0	0.00E+00	0
4415	404338.95	3740716.3	6.25E-07	0	0.00E+00	0
4416	404419.23	3740707.95	6.48E-07	0	0.00E+00	0
4417	404671.48	3740484.2	8.19E-07	0	0.00E+00	0
4418	404777.4	3740753.83	7.36E-07	0	0.00E+00	0
4419	404813.77	3740678.17	7.85E-07	0	0.00E+00	0
4420	404810.19	3740403.63	9.26E-07	0	0.00E+00	0
4421	404800.18	3740087.47	1.02E-06	0	0.00E+00	0
4422	402560.13	3740430.25	3.93E-07	45	0.00E+00	0
4423	404507.51	3739992.48	8.36E-07	0	0.00E+00	0
4424	403855.45	3740259.85	5.99E-07	0	0.00E+00	0
4425	403646.17	3740437.95	5.38E-07	0	0.00E+00	0
4426	402381.9	3739235.31	3.15E-07	44	0.00E+00	0
4427	401915.8	3739883.72	3.31E-07	0	0.00E+00	0
4428	403284.64	3738557.21	3.03E-07	0	0.00E+00	0
4429	402652.05	3739948.7	3.99E-07	0	0.00E+00	0
4430	402692.29	3740044.76	4.07E-07	0	0.00E+00	0

Census Receptor #	UTM E (m)	UTM N (m)	Cancer Risk (CR)	Population Near Receptor (P)	Cancer Burden within 1 in a million Isopleth	Population Within Cancer Burden 1 in a million Isopleth
4431	402180.98	3739885.76	3.51E-07	0	0.00E+00	0
4432	402719.01	3740177.45	4.13E-07	0	0.00E+00	0
4433	402624.67	3738508.81	2.65E-07	0	0.00E+00	0
4434	402399.41	3738403.66	2.48E-07	0	0.00E+00	0
4435	403067.92	3738397.62	2.77E-07	0	0.00E+00	0
4436	402393	3739830.81	3.67E-07	0	0.00E+00	0
4437	402813.96	3738511.43	2.74E-07	0	0.00E+00	0
4438	402715.21	3739877.53	4.01E-07	0	0.00E+00	0
4439	402468.51	3740107.93	3.86E-07	0	0.00E+00	0
4440	402385.2	3740325.8	3.79E-07	0	0.00E+00	0
4441	402263.54	3740325.05	3.68E-07	0	0.00E+00	0
4442	401937.83	3740315.76	3.42E-07	0	0.00E+00	0
4443	401792.97	3740156.67	3.31E-07	0	0.00E+00	0
4444	401853.35	3740167.25	3.35E-07	0	0.00E+00	0
4445	401939.25	3739958.22	3.36E-07	0	0.00E+00	0
4446	402235.57	3739954.29	3.59E-07	0	0.00E+00	0
4447	402261.84	3740059.81	3.65E-07	0	0.00E+00	0
4448	402382.1	3740059.36	3.76E-07	0	0.00E+00	0
4449	402383.33	3740179.33	3.79E-07	0	0.00E+00	0
4450	402417.03	3739980.27	3.77E-07	0	0.00E+00	0
4451	402345.94	3739982.55	3.70E-07	0	0.00E+00	0
4452	402353.47	3739940.44	3.69E-07	0	0.00E+00	0
4453	402405.59	3739939.57	3.74E-07	0	0.00E+00	0
4454	402378.26	3739883.52	3.68E-07	0	0.00E+00	0
4455	402271.89	3739884.5	3.59E-07	0	0.00E+00	0
4456	402474.44	3739882.09	3.77E-07	0	0.00E+00	0
4457	402572.19	3739880.43	3.87E-07	0	0.00E+00	0
4458	403859.45	3739830.43	5.84E-07	0	0.00E+00	0
4459	404068.45	3739759.46	6.27E-07	0	0.00E+00	0
4460	404200.03	3739937.01	7.00E-07	0	0.00E+00	0
4461	402872.51	3738413.25	2.69E-07	0	0.00E+00	0
4462	402873.64	3738397.49	2.68E-07	0	0.00E+00	0
4463	402953.47	3738398.34	2.71E-07	0	0.00E+00	0
4464	402737.35	3738399.1	2.62E-07	0	0.00E+00	0
4465	402621.9	3738400.94	2.57E-07	0	0.00E+00	0
4466	403499.09	3738391.8	2.99E-07	0	0.00E+00	0
4467	403412.88	3738492.37	3.04E-07	198	0.00E+00	0
4468	403241.04	3738394.31	2.85E-07	0	0.00E+00	0
4469	403335.39	3738393.46	2.90E-07	0	0.00E+00	0
4470	403414.38	3738392.99	2.95E-07	0	0.00E+00	0
4471	403995.62	3743980.45	2.54E-07	0	0.00E+00	0
4472	403894.12	3743982.36	2.49E-07	0	0.00E+00	0
4473	403745.43	3743985.63	2.43E-07	0	0.00E+00	0
4474	403467.22	3743810.13	2.36E-07	431	0.00E+00	0
4475	403615.13	3743839.58	2.42E-07	0	0.00E+00	0
4476	403742.38	3743930.55	2.45E-07	49	0.00E+00	0
4477	403943.55	3743928.3	2.53E-07	37	0.00E+00	0
4478	403944.7	3743831.03	2.57E-07	131	0.00E+00	0
4479	403725.33	3743635.86	2.53E-07	47	0.00E+00	0
4480	403829.6	3743659.98	2.57E-07	524	0.00E+00	0
4481	403999.21	3743537.84	2.71E-07	36	0.00E+00	0
4482	403708.73	3743706	2.50E-07	41	0.00E+00	0
4483	403945.61	3743729.11	2.61E-07	113	0.00E+00	0
4484	404013.48	3743585.04	2.70E-07	0	0.00E+00	0
4485	403949.06	3743319	2.77E-07	204	0.00E+00	0
4486	403969.8	3743264.01	2.81E-07	41	0.00E+00	0
4487	403749.62	3743346.51	2.65E-07	153	0.00E+00	0
4488	403441.71	3743311.48	2.50E-07	252	0.00E+00	0
4489	403399.32	3743556.88	2.41E-07	221	0.00E+00	0
4490	403604.34	3743193.62	2.62E-07	29	0.00E+00	0
4491	403867.37	3743074.63	2.82E-07	96	0.00E+00	0
4492	403466.37	3742940.41	2.64E-07	146	0.00E+00	0
4493	403301.56	3742907.37	2.57E-07	109	0.00E+00	0
4494	403559.1	3743150.39	2.61E-07	0	0.00E+00	0
4495	403862.99	3742961.57	2.86E-07	196	0.00E+00	0
4496	403747.78	3742908.06	2.82E-07	60	0.00E+00	0
4497	403810.61	3742723.34	2.93E-07	284	0.00E+00	0
4498	403724.95	3742828.56	2.83E-07	51	0.00E+00	0

Census Receptor #	UTM E (m)	UTM N (m)	Cancer Risk (CR)	Population Near Receptor (P)	Cancer Burden within 1 in a million Isopleth	Population Within Cancer Burden 1 in a million Isopleth
4499	403402.69	3742648.18	2.72E-07	160	0.00E+00	0
4500	403909.11	3742513.98	3.10E-07	104	0.00E+00	0
4501	403964.72	3742705.04	3.05E-07	55	0.00E+00	0
4502	403958.91	3742349.58	3.24E-07	0	0.00E+00	0
4503	403754.81	3742349.42	3.08E-07	0	0.00E+00	0
4504	403757.35	3742435.78	3.04E-07	119	0.00E+00	0
4505	403468.28	3742517.77	2.81E-07	125	0.00E+00	0
4506	403466.95	3742595.86	2.78E-07	98	0.00E+00	0
4507	403625.97	3742349.5	2.99E-07	0	0.00E+00	0
4508	403438.76	3742417.94	2.84E-07	87	0.00E+00	0
4509	403422.79	3742348.9	2.86E-07	0	0.00E+00	0
4510	403421.52	3742287.37	2.90E-07	106	0.00E+00	0
4511	403828.71	3742288.35	3.17E-07	156	0.00E+00	0
4512	403639.45	3742208.98	3.08E-07	133	0.00E+00	0
4513	403900.14	3744092.75	2.46E-07	9	0.00E+00	0
4514	403993.76	3744034.8	2.52E-07	0	0.00E+00	0
4515	402823.03	3742261.18	2.62E-07	791	0.00E+00	0
4516	402376.18	3742328.74	2.42E-07	25	0.00E+00	0
4517	402323.63	3742321.96	2.41E-07	29	0.00E+00	0
4518	402338.87	3742228.65	2.46E-07	82	0.00E+00	0
4519	402257.46	3742214.63	2.44E-07	10	0.00E+00	0
4520	402343.88	3742139.22	2.51E-07	22	0.00E+00	0
4521	402098.34	3741925.61	2.56E-07	127	0.00E+00	0
4522	402195.22	3742021.42	2.53E-07	82	0.00E+00	0
4523	402339.96	3742027.48	2.58E-07	91	0.00E+00	0
4524	402337.79	3741905.96	2.65E-07	53	0.00E+00	0
4525	402336.8	3741782.44	2.74E-07	84	0.00E+00	0
4526	402126.74	3741771.06	2.67E-07	100	0.00E+00	0
4527	402210.46	3741702.67	2.75E-07	0	0.00E+00	0
4528	402034.35	3741662.56	2.72E-07	8	0.00E+00	0
4529	402123.95	3741634.92	2.77E-07	0	0.00E+00	0
4530	402209.85	3741634.26	2.80E-07	0	0.00E+00	0
4531	402254.28	3741633.91	2.82E-07	0	0.00E+00	0
4532	402254.46	3741669.95	2.79E-07	0	0.00E+00	0
4533	402336.28	3741669.11	2.82E-07	0	0.00E+00	0
4534	402337.21	3741632.95	2.85E-07	0	0.00E+00	0
4535	404844.71	3743080.79	3.52E-07	0	0.00E+00	0
4536	404803.48	3743058.02	3.51E-07	0	0.00E+00	0
4537	404618.08	3743047.35	3.37E-07	230	0.00E+00	0
4538	404547.54	3743138.21	3.26E-07	26	0.00E+00	0
4539	404527.74	3742788.32	3.47E-07	116	0.00E+00	0
4540	404347.05	3743136.01	3.11E-07	0	0.00E+00	0
4541	404550.69	3742529.49	3.67E-07	17	0.00E+00	0
4542	404657.48	3742470.87	3.84E-07	214	0.00E+00	0
4543	404526.36	3742483.93	3.68E-07	69	0.00E+00	0
4544	404524.13	3742427.84	3.72E-07	71	0.00E+00	0
4545	404731.4	3742412.24	3.98E-07	16	0.00E+00	0
4546	404843.2	3742448.6	4.08E-07	0	0.00E+00	0
4547	404843.11	3742550.41	3.98E-07	0	0.00E+00	0
4548	404843.41	3742598.86	3.93E-07	0	0.00E+00	0
4549	404844.01	3742714.63	3.83E-07	0	0.00E+00	0
4550	404844.11	3742872.43	3.69E-07	0	0.00E+00	0
4551	404844.58	3742975.44	3.61E-07	0	0.00E+00	0
4552	404720.79	3742351.36	4.02E-07	0	0.00E+00	0
4553	404535.58	3742351.66	3.80E-07	3	0.00E+00	0
4554	404353.33	3742351.05	3.60E-07	0	0.00E+00	0
4555	404355.58	3742474.45	3.51E-07	33	0.00E+00	0
4556	404485.29	3742523.82	3.61E-07	0	0.00E+00	0
4557	404843.44	3742351.35	4.18E-07	0	0.00E+00	0
4558	404145.31	3742872.45	3.10E-07	848	0.00E+00	0
4559	404203.2	3742977.88	3.09E-07	212	0.00E+00	0
4560	404115.86	3742824.51	3.10E-07	62	0.00E+00	0
4561	404211.38	3742520.7	3.35E-07	52	0.00E+00	0
4562	404129.98	3742461.63	3.31E-07	94	0.00E+00	0
4563	404150.33	3742350.42	3.40E-07	0	0.00E+00	0
4564	405065.05	3743059.85	3.73E-07	333	0.00E+00	0
4565	405075.19	3742860.36	3.93E-07	191	0.00E+00	0
4566	404950.11	3742726.99	3.93E-07	238	0.00E+00	0

Census Receptor #	UTM E (m)	UTM N (m)	Cancer Risk (CR)	Population Near Receptor (P)	Cancer Burden within 1 in a million Isopleth	Population Within Cancer Burden 1 in a million Isopleth
4567	405035.3	3742675.46	4.07E-07	90	0.00E+00	0
4568	405046.84	3742569.66	4.20E-07	232	0.00E+00	0
4569	405070.39	3742425.27	4.40E-07	101	0.00E+00	0
4570	405014.67	3742351.53	4.41E-07	0	0.00E+00	0
4571	405209.51	3742351.58	4.70E-07	0	0.00E+00	0
4572	405529.97	3743062.66	4.21E-07	359	0.00E+00	0
4573	405581.92	3743008.91	4.34E-07	0	0.00E+00	0
4574	405626.19	3742993.39	4.42E-07	14	0.00E+00	0
4575	405346.6	3743134.12	3.93E-07	0	0.00E+00	0
4576	405600.89	3742822.2	4.62E-07	139	0.00E+00	0
4577	405370.7	3742821.6	4.30E-07	155	0.00E+00	0
4578	405293.33	3742608.02	4.47E-07	186	0.00E+00	0
4579	405446.22	3742783.59	4.45E-07	97	0.00E+00	0
4580	405521.94	3742756.45	4.59E-07	87	0.00E+00	0
4581	405401.67	3742463.34	4.83E-07	567	0.00E+00	0
4582	405523.26	3742366.54	5.21E-07	0	0.00E+00	0
4583	405544.4	3742510.27	5.00E-07	15	0.00E+00	0
4584	405563.78	3742542.01	4.98E-07	120	0.00E+00	0
4585	405328.73	3742351.28	4.89E-07	0	0.00E+00	0
4586	405447.4	3742351.99	5.09E-07	4	0.00E+00	0
4587	405522.84	3742352.35	5.23E-07	0	0.00E+00	0
4588	405603.46	3742352.33	5.39E-07	0	0.00E+00	0
4589	405568.4	3742401.02	5.23E-07	54	0.00E+00	0
4590	405570.6	3743977.12	3.44E-07	0	0.00E+00	0
4591	405434.49	3743978.69	3.32E-07	0	0.00E+00	0
4592	405330.46	3743978.39	3.24E-07	0	0.00E+00	0
4593	405248.56	3743978.21	3.18E-07	0	0.00E+00	0
4594	405184.24	3743978.07	3.14E-07	0	0.00E+00	0
4595	405003.04	3743977.99	3.02E-07	0	0.00E+00	0
4596	404844.88	3743978.13	2.94E-07	0	0.00E+00	0
4597	404845.07	3743793.49	3.04E-07	0	0.00E+00	0
4598	405259.11	3743801.34	3.31E-07	594	0.00E+00	0
4599	405200.83	3743645.56	3.37E-07	0	0.00E+00	0
4600	405506.45	3743891.15	3.44E-07	2	0.00E+00	0
4601	405637.91	3743634.68	3.79E-07	0	0.00E+00	0
4602	405570.8	3743931.87	3.47E-07	284	0.00E+00	0
4603	405546.78	3743347.93	3.95E-07	0	0.00E+00	0
4604	405452.27	3743197.39	3.99E-07	0	0.00E+00	0
4605	405222.23	3743424.45	3.55E-07	0	0.00E+00	0
4606	405223.58	3743253.33	3.71E-07	0	0.00E+00	0
4607	404893.84	3743561.46	3.21E-07	0	0.00E+00	0
4608	404892.51	3743400.68	3.32E-07	41	0.00E+00	0
4609	404971.47	3743337.13	3.43E-07	89	0.00E+00	0
4610	404845.33	3743541.76	3.20E-07	0	0.00E+00	0
4611	404845.28	3743610.07	3.15E-07	0	0.00E+00	0
4612	405133.35	3743217.08	3.66E-07	156	0.00E+00	0
4613	404968.32	3743253.21	3.49E-07	106	0.00E+00	0
4614	404936.36	3743306.09	3.42E-07	32	0.00E+00	0
4615	404876.48	3743315.23	3.37E-07	46	0.00E+00	0
4616	404876.77	3743251.91	3.42E-07	45	0.00E+00	0
4617	404944.53	3743196.78	3.51E-07	37	0.00E+00	0
4618	405060.99	3743729.02	3.22E-07	0	0.00E+00	0
4619	405326.53	3743191.98	3.86E-07	0	0.00E+00	0
4620	404847.76	3744608.42	2.65E-07	0	0.00E+00	0
4621	404705.48	3744353.9	2.69E-07	162	0.00E+00	0
4622	404620.2	3744312.73	2.67E-07	83	0.00E+00	0
4623	404848.15	3744360.68	2.76E-07	0	0.00E+00	0
4624	404847.33	3744241.81	2.81E-07	0	0.00E+00	0
4625	404846.12	3744138.8	2.86E-07	0	0.00E+00	0
4626	404662.67	3744089.85	2.79E-07	104	0.00E+00	0
4627	404462.2	3744161.72	2.67E-07	53	0.00E+00	0
4628	404281.96	3744081.91	2.62E-07	301	0.00E+00	0
4629	404251.77	3744172.49	2.57E-07	92	0.00E+00	0
4630	404251.58	3744281.72	2.53E-07	161	0.00E+00	0
4631	404076.59	3744172.59	2.50E-07	116	0.00E+00	0
4632	404845.25	3744033.69	2.91E-07	0	0.00E+00	0
4633	404667.2	3743978.47	2.85E-07	0	0.00E+00	0
4634	404336.63	3743978.46	2.69E-07	0	0.00E+00	0

Census Receptor #	UTM E (m)	UTM N (m)	Cancer Risk (CR)	Population Near Receptor (P)	Cancer Burden within 1 in a million Isopleth	Population Within Cancer Burden 1 in a million Isopleth
4635	404612.92	3743807.02	2.91E-07	21	0.00E+00	0
4636	404086.91	3744012.02	2.56E-07	0	0.00E+00	0
4637	404621.82	3744233.98	2.71E-07	85	0.00E+00	0
4638	404112.31	3743979.16	2.59E-07	0	0.00E+00	0
4639	404145.8	3743922.6	2.63E-07	36	0.00E+00	0
4640	404202.39	3743826.66	2.69E-07	151	0.00E+00	0
4641	404234.83	3743729.86	2.75E-07	161	0.00E+00	0
4642	404172.76	3743650.31	2.75E-07	29	0.00E+00	0
4643	404072.81	3743622.82	2.71E-07	4	0.00E+00	0
4644	404527.08	3743590.53	2.97E-07	124	0.00E+00	0
4645	404543.86	3743528.15	3.02E-07	92	0.00E+00	0
4646	404172.69	3743596.97	2.78E-07	49	0.00E+00	0
4647	404221.02	3743498.01	2.85E-07	202	0.00E+00	0
4648	404213.87	3743338.95	2.92E-07	218	0.00E+00	0
4649	404614.91	3743368.41	3.16E-07	154	0.00E+00	0
4650	404544.07	3743448.19	3.07E-07	121	0.00E+00	0
4651	404844.26	3743443.75	3.26E-07	0	0.00E+00	0
4652	404844.47	3743381.53	3.30E-07	0	0.00E+00	0
4653	404844.53	3743341.06	3.33E-07	0	0.00E+00	0
4654	404844.35	3743276.85	3.38E-07	0	0.00E+00	0
4655	404658	3743216.28	3.28E-07	149	0.00E+00	0
4656	404586.92	3743290.52	3.19E-07	114	0.00E+00	0
4657	404247.26	3743207.98	3.01E-07	114	0.00E+00	0
4658	404844.56	3743195.9	3.44E-07	0	0.00E+00	0
4659	403048.02	3743277.11	2.33E-07	226	0.00E+00	0
4660	403075.63	3743216.51	2.36E-07	13	0.00E+00	0
4661	403206.83	3743403.69	2.37E-07	42	0.00E+00	0
4662	403065.14	3743404.14	2.31E-07	61	0.00E+00	0
4663	403141.49	3743404.13	2.34E-07	49	0.00E+00	0
4664	406354.8	3741498.47	1.41E-06	354	4.98E-04	354
4665	406143.94	3741321.57	1.33E-06	141	1.87E-04	141
4666	406241.61	3741321.94	1.47E-06	83	1.22E-04	83
4667	406017.86	3741434.26	1.08E-06	115	1.25E-04	115
4668	405852.96	3741308.25	1.05E-06	311	3.26E-04	311
4669	406318.44	3741321.74	1.60E-06	81	1.30E-04	81
4670	405649.14	3741226.87	9.47E-07	0	0.00E+00	0
4671	405993.69	3741067.33	1.46E-06	13	1.89E-05	13
4672	405812.95	3740969.87	1.32E-06	0	0.00E+00	0
4673	405803.41	3740819.04	1.50E-06	0	0.00E+00	0
4674	405238.31	3741115.07	7.56E-07	0	0.00E+00	0
4675	405017.84	3740932.18	7.40E-07	0	0.00E+00	0
4676	405547.69	3741040.25	9.83E-07	0	0.00E+00	0
4677	405538.24	3740936.99	1.04E-06	0	0.00E+00	0
4678	405184.35	3741395.05	6.46E-07	113	0.00E+00	0
4679	405399.42	3741370.18	7.39E-07	128	0.00E+00	0
4680	404935.95	3741447.21	5.60E-07	0	0.00E+00	0
4681	404837.8	3741508.73	5.26E-07	0	0.00E+00	0
4682	404784	3741497.74	5.16E-07	0	0.00E+00	0
4683	404640.31	3741449.83	4.96E-07	0	0.00E+00	0
4684	404330.29	3741439.96	4.48E-07	0	0.00E+00	0
4685	404087.11	3741457.49	4.16E-07	0	0.00E+00	0
4686	403540.6	3741249.09	3.96E-07	0	0.00E+00	0
4687	403920.24	3741305.14	4.23E-07	0	0.00E+00	0
4688	403389.1	3740869.6	4.40E-07	0	0.00E+00	0
4689	403055.37	3741270.98	3.57E-07	0	0.00E+00	0
4690	403156	3741343.59	3.55E-07	0	0.00E+00	0
4691	403155.14	3741268.19	3.64E-07	0	0.00E+00	0
4692	403137.18	3740995.24	3.98E-07	0	0.00E+00	0
4693	403043.31	3741504.42	3.30E-07	0	0.00E+00	0
4694	402717.93	3741513.84	3.12E-07	0	0.00E+00	0
4695	402655.76	3741381.07	3.22E-07	0	0.00E+00	0
4696	402267.09	3741511.24	2.92E-07	0	0.00E+00	0
4697	401968.24	3741202.04	3.03E-07	85	0.00E+00	0
4698	402701.58	3741027.52	3.60E-07	0	0.00E+00	0
4699	402962.09	3741273.48	3.51E-07	0	0.00E+00	0
4700	402661.29	3741279.1	3.32E-07	165	0.00E+00	0
4701	404779.64	3741395.32	5.34E-07	0	0.00E+00	0
4702	404828.71	3741396.05	5.44E-07	0	0.00E+00	0

Census Receptor #	UTM E (m)	UTM N (m)	Cancer Risk (CR)	Population Near Receptor (P)	Cancer Burden within 1 in a million Isopleth	Population Within Cancer Burden 1 in a million Isopleth
4703	404834.81	3741459.64	5.34E-07	0	0.00E+00	0
4704	404979.2	3741375.03	5.87E-07	0	0.00E+00	0
4705	403877.93	3740910.12	4.92E-07	0	0.00E+00	0
4706	404283.05	3741067.5	5.16E-07	0	0.00E+00	0
4707	404468.06	3741257.71	5.02E-07	0	0.00E+00	0
4708	404821.33	3741259.5	5.73E-07	0	0.00E+00	0
4709	404820.42	3741130.99	6.06E-07	0	0.00E+00	0
4710	404696.29	3741123.35	5.78E-07	0	0.00E+00	0
4711	404731.1	3740928.94	6.49E-07	0	0.00E+00	0
4712	404818.82	3740989.95	6.51E-07	0	0.00E+00	0
4713	404815.81	3740845.48	7.07E-07	0	0.00E+00	0
4714	404133.75	3740904.55	5.32E-07	0	0.00E+00	0
4715	404131.95	3740836.15	5.49E-07	0	0.00E+00	0
4716	404409.64	3740878.6	5.90E-07	0	0.00E+00	0
4717	404603.11	3740877.66	6.34E-07	0	0.00E+00	0
4718	404609.31	3741006.46	5.93E-07	0	0.00E+00	0
4719	405859.16	3740802.08	1.63E-06	0	0.00E+00	0
4720	406017.2	3740869.93	1.85E-06	0	0.00E+00	0
4721	406258.5	3740856.14	2.65E-06	0	0.00E+00	0
4722	405461.46	3741465.15	7.34E-07	186	0.00E+00	0
4723	405172.09	3741474.13	6.22E-07	43	0.00E+00	0
4724	405095.21	3741487.76	5.96E-07	27	0.00E+00	0
4725	405534.84	3740836.44	1.12E-06	0	0.00E+00	0
4726	405795.22	3741469.94	9.00E-07	117	0.00E+00	0
4727	403054.42	3741068.06	3.82E-07	0	0.00E+00	0
4728	406417	3740980.22	2.86E-06	15	4.29E-05	15
4729	406176.21	3741091.7	1.73E-06	299	5.19E-04	299
4730	403636.95	3742153.67	3.11E-07	136	0.00E+00	0
4731	403782.37	3742007.37	3.31E-07	70	0.00E+00	0
4732	403974.08	3742008.32	3.47E-07	98	0.00E+00	0
4733	403971.47	3741749.41	3.70E-07	108	0.00E+00	0
4734	403752.05	3741746.52	3.51E-07	368	0.00E+00	0
4735	403404.41	3741850.29	3.18E-07	138	0.00E+00	0
4736	403404.33	3742061.32	3.02E-07	182	0.00E+00	0
4737	403462.92	3742006.61	3.09E-07	138	0.00E+00	0
4738	403464.08	3741929.64	3.15E-07	133	0.00E+00	0
4739	403306.7	3741762.79	3.20E-07	229	0.00E+00	0
4740	403427.32	3741699.35	3.33E-07	61	0.00E+00	0
4741	402822.74	3742151.62	2.68E-07	137	0.00E+00	0
4742	402522.22	3741992.01	2.66E-07	60	0.00E+00	0
4743	402673.48	3741992.02	2.72E-07	65	0.00E+00	0
4744	402750.02	3741991.57	2.75E-07	86	0.00E+00	0
4745	402826.85	3741991.12	2.78E-07	77	0.00E+00	0
4746	402902.74	3741990.12	2.82E-07	75	0.00E+00	0
4747	402979.19	3741989.79	2.85E-07	84	0.00E+00	0
4748	403117.4	3741990.71	2.91E-07	153	0.00E+00	0
4749	402898.27	3741787.79	2.97E-07	321	0.00E+00	0
4750	402513.92	3741705	2.87E-07	103	0.00E+00	0
4751	402807.04	3741700.67	3.00E-07	220	0.00E+00	0
4752	403028.97	3741696.19	3.11E-07	56	0.00E+00	0
4753	404842.36	3742224.83	4.31E-07	0	0.00E+00	0
4754	404681.3	3742114.11	4.19E-07	226	0.00E+00	0
4755	404338.68	3742219.56	3.67E-07	115	0.00E+00	0
4756	404276.05	3742251.35	3.59E-07	77	0.00E+00	0
4757	404373.63	3741846.95	4.04E-07	1064	0.00E+00	0
4758	404715.08	3741798.28	4.59E-07	42	0.00E+00	0
4759	404087.26	3741969.59	3.61E-07	47	0.00E+00	0
4760	404590.75	3741630.63	4.60E-07	32	0.00E+00	0
4761	404663.87	3741620.81	4.74E-07	17	0.00E+00	0
4762	404765.39	3741580.76	4.99E-07	0	0.00E+00	0
4763	404839.61	3741579.24	5.14E-07	0	0.00E+00	0
4764	404840.88	3741687.9	4.98E-07	0	0.00E+00	0
4765	404840.24	3741818.1	4.79E-07	0	0.00E+00	0
4766	404840.94	3741990.53	4.57E-07	0	0.00E+00	0
4767	404193.91	3742293.54	3.48E-07	110	0.00E+00	0
4768	402348.24	3742375.05	2.39E-07	0	0.00E+00	0
4769	403084.21	3743050.19	2.41E-07	211	0.00E+00	0
4770	402873.94	3743005.65	2.34E-07	135	0.00E+00	0

Census Receptor #	UTM E (m)	UTM N (m)	Cancer Risk (CR)	Population Near Receptor (P)	Cancer Burden within 1 in a million Isopleth	Population Within Cancer Burden 1 in a million Isopleth
4771	403028.71	3742944.41	2.42E-07	96	0.00E+00	0
4772	402810.83	3742789.05	2.39E-07	161	0.00E+00	0
4773	402943.6	3742757.64	2.45E-07	37	0.00E+00	0
4774	403163.59	3742418.84	2.69E-07	437	0.00E+00	0
4775	402927.54	3742507.19	2.54E-07	278	0.00E+00	0
4776	403057.9	3742701.92	2.52E-07	292	0.00E+00	0
4777	402611.17	3742588.71	2.38E-07	278	0.00E+00	0
4778	402532.37	3742423.06	2.43E-07	0	0.00E+00	0
4779	402542.25	3742348.33	2.47E-07	0	0.00E+00	0
4780	402685.52	3742346.31	2.52E-07	0	0.00E+00	0
4781	402754.85	3742346.71	2.55E-07	0	0.00E+00	0
4782	402884.9	3742347.05	2.60E-07	0	0.00E+00	0
4783	403105.2	3742347.25	2.70E-07	0	0.00E+00	0
4784	407079.15	3744668.44	4.49E-07	518	0.00E+00	0
4785	406711.81	3744709.51	3.99E-07	147	0.00E+00	0
4786	406602.71	3744634.18	3.94E-07	100	0.00E+00	0
4787	406456.61	3744729.98	3.71E-07	0	0.00E+00	0
4788	406457.33	3744633.27	3.79E-07	0	0.00E+00	0
4789	406457.72	3744550.21	3.86E-07	0	0.00E+00	0
4790	406795.49	3744400.3	4.43E-07	282	0.00E+00	0
4791	406855.54	3744502.95	4.39E-07	58	0.00E+00	0
4792	406600.42	3744466.64	4.10E-07	83	0.00E+00	0
4793	407093.97	3744432.98	4.83E-07	275	0.00E+00	0
4794	406589.97	3744146.04	4.44E-07	60	0.00E+00	0
4795	406460.89	3744166.94	4.24E-07	0	0.00E+00	0
4796	406459.29	3744381.2	4.02E-07	0	0.00E+00	0
4797	406458.18	3744465.93	3.93E-07	0	0.00E+00	0
4798	406935.65	3744263.42	4.81E-07	61	0.00E+00	0
4799	407016.18	3744265.63	4.95E-07	55	0.00E+00	0
4800	407094.95	3744257.65	5.09E-07	46	0.00E+00	0
4801	407172.87	3744239.03	5.26E-07	24	0.00E+00	0
4802	407238.44	3744234.74	5.39E-07	17	0.00E+00	0
4803	407019.88	3744076.07	5.25E-07	758	0.00E+00	0
4804	406782.49	3744234.86	4.61E-07	202	0.00E+00	0
4805	406228.41	3744682.43	3.52E-07	274	0.00E+00	0
4806	405922.81	3744424.52	3.43E-07	486	0.00E+00	0
4807	405781.25	3744586.38	3.21E-07	79	0.00E+00	0
4808	405780.66	3744433.13	3.31E-07	84	0.00E+00	0
4809	406193.08	3744543.28	3.60E-07	126	0.00E+00	0
4810	406085.91	3744466.71	3.55E-07	45	0.00E+00	0
4811	406274.29	3744435.69	3.77E-07	174	0.00E+00	0
4812	406213.97	3744296.56	3.82E-07	251	0.00E+00	0
4813	406340.86	3744232.43	4.02E-07	24	0.00E+00	0
4814	406194.95	3744206.7	3.87E-07	20	0.00E+00	0
4815	406124.97	3744233.78	3.77E-07	22	0.00E+00	0
4816	406316.18	3744179.23	4.04E-07	33	0.00E+00	0
4817	405901.23	3744263.72	3.53E-07	39	0.00E+00	0
4818	405783.91	3744135.69	3.51E-07	172	0.00E+00	0
4819	405843.23	3744088.97	3.61E-07	47	0.00E+00	0
4820	405916.73	3744090.35	3.68E-07	26	0.00E+00	0
4821	405990.86	3744091.17	3.75E-07	40	0.00E+00	0
4822	406059.93	3744028.5	3.89E-07	70	0.00E+00	0
4823	406158.91	3744089.96	3.95E-07	24	0.00E+00	0
4824	406106.71	3744090.03	3.88E-07	28	0.00E+00	0
4825	406221.85	3744119.28	3.99E-07	0	0.00E+00	0
4826	406260.68	3744058.79	4.10E-07	23	0.00E+00	0
4827	406380.68	3744121.82	4.19E-07	3	0.00E+00	0
4828	406372.65	3744030.41	4.28E-07	0	0.00E+00	0
4829	405470.23	3744549.1	3.01E-07	659	0.00E+00	0
4830	405271.42	3744787.83	2.78E-07	0	0.00E+00	0
4831	405075.24	3744434.93	2.83E-07	657	0.00E+00	0
4832	404935.36	3744142.24	2.90E-07	0	0.00E+00	0
4833	404947.15	3744367.68	2.80E-07	492	0.00E+00	0
4834	405401.5	3744263.68	3.12E-07	80	0.00E+00	0
4835	405417.47	3744119.8	3.22E-07	761	0.00E+00	0
4836	405327.49	3744107.28	3.16E-07	58	0.00E+00	0
4837	406264.98	3743979.24	4.19E-07	0	0.00E+00	0
4838	406039.46	3743979.91	3.91E-07	0	0.00E+00	0

Census Receptor #	UTM E (m)	UTM N (m)	Cancer Risk (CR)	Population Near Receptor (P)	Cancer Burden within 1 in a million Isopleth	Population Within Cancer Burden 1 in a million Isopleth
4839	405967.64	3743978.95	3.83E-07	0	0.00E+00	0
4840	405922.84	3743978.62	3.78E-07	0	0.00E+00	0
4841	405771.15	3743977.24	3.62E-07	0	0.00E+00	0
4842	405680.17	3743948.64	3.56E-07	106	0.00E+00	0
4843	405808.2	3743877.84	3.75E-07	44	0.00E+00	0
4844	405864.02	3743870.42	3.81E-07	47	0.00E+00	0
4845	405739.91	3743906.24	3.65E-07	37	0.00E+00	0
4846	405738.42	3743858.57	3.69E-07	38	0.00E+00	0
4847	405881.58	3743745.82	3.95E-07	463	0.00E+00	0
4848	406022.35	3743850	4.02E-07	49	0.00E+00	0
4849	405937.28	3743865.92	3.90E-07	122	0.00E+00	0
4850	405930.49	3743694.22	4.06E-07	70	0.00E+00	0
4851	406272.55	3743892.22	4.30E-07	219	0.00E+00	0
4852	406172.93	3743681.18	4.41E-07	153	0.00E+00	0
4853	406366.47	3743777.86	4.58E-07	104	0.00E+00	0
4854	406335.04	3743744.45	4.57E-07	93	0.00E+00	0
4855	406254.32	3743375.31	4.95E-07	1081	0.00E+00	0
4856	406335.78	3743697.54	4.64E-07	104	0.00E+00	0
4857	406136.59	3743450.22	4.64E-07	26	0.00E+00	0
4858	405844.7	3743357.29	4.31E-07	342	0.00E+00	0
4859	405998.48	3743465.77	4.41E-07	27	0.00E+00	0
4860	405730.17	3743315.73	4.20E-07	313	0.00E+00	0
4861	406302.71	3743110.47	5.50E-07	182	0.00E+00	0
4862	405951.28	3743062.92	4.85E-07	98	0.00E+00	0
4863	406029.2	3743052.73	5.01E-07	40	0.00E+00	0
4864	405822.63	3742997.44	4.72E-07	116	0.00E+00	0
4865	405945.27	3742791.41	5.30E-07	161	0.00E+00	0
4866	406193.24	3742933.9	5.59E-07	151	0.00E+00	0
4867	406218.96	3742989.76	5.54E-07	52	0.00E+00	0
4868	406105.44	3743050.76	5.17E-07	45	0.00E+00	0
4869	406404.66	3742832.9	6.45E-07	0	0.00E+00	0
4870	406450.24	3742913.18	6.36E-07	0	0.00E+00	0
4871	406355.85	3742999.72	5.87E-07	119	0.00E+00	0
4872	406355.58	3743046.96	5.76E-07	98	0.00E+00	0
4873	405894.24	3742863.88	5.06E-07	124	0.00E+00	0
4874	406362.51	3742904.73	6.11E-07	350	0.00E+00	0
4875	406275.61	3742717.62	6.31E-07	842	0.00E+00	0
4876	405981.61	3742619.5	5.72E-07	436	0.00E+00	0
4877	405906.78	3742530.75	5.72E-07	62	0.00E+00	0
4878	405851.89	3742455.77	5.74E-07	130	0.00E+00	0
4879	405785.99	3742717.57	5.10E-07	86	0.00E+00	0
4880	405714.99	3742697.98	4.99E-07	66	0.00E+00	0
4881	405784.84	3742405.42	5.69E-07	93	0.00E+00	0
4882	406287.79	3742525.44	6.91E-07	904	0.00E+00	0
4883	406170.97	3742411.48	6.82E-07	169	0.00E+00	0
4884	406414.37	3742323.37	8.23E-07	0	0.00E+00	0
4885	406256.38	3742183.87	8.03E-07	427	0.00E+00	0
4886	406375.64	3742206.87	8.54E-07	23	0.00E+00	0
4887	406059.85	3742256.22	6.90E-07	44	0.00E+00	0
4888	406344.76	3742022.2	9.36E-07	164	0.00E+00	0
4889	406375.41	3742258.55	8.29E-07	31	0.00E+00	0
4890	405903.54	3742203.2	6.52E-07	197	0.00E+00	0
4891	405723.58	3742209.64	5.98E-07	176	0.00E+00	0
4892	405926.22	3741921.53	7.54E-07	95	0.00E+00	0
4893	406008.97	3741922.05	7.91E-07	89	0.00E+00	0
4894	406091.13	3742096.23	7.59E-07	69	0.00E+00	0
4895	406099.79	3742176.54	7.33E-07	85	0.00E+00	0
4896	405805.61	3742090.62	6.52E-07	41	0.00E+00	0
4897	406172.28	3741924.21	8.79E-07	83	0.00E+00	0
4898	406091.28	3741923.68	8.32E-07	101	0.00E+00	0
4899	406045.42	3741712.55	9.14E-07	469	0.00E+00	0
4900	406203.92	3741668.96	1.06E-06	58	6.16E-05	58
4901	406224.37	3741574.16	1.16E-06	74	8.59E-05	74
4902	406337.83	3741834.42	1.05E-06	199	2.10E-04	199
4903	406436.69	3741844.65	1.14E-06	5	5.71E-06	5
4904	406218.55	3741622.46	1.11E-06	74	8.24E-05	74
4905	405820.71	3741773.54	7.67E-07	76	0.00E+00	0
4906	405724.96	3741835.47	7.06E-07	221	0.00E+00	0

Census Receptor #	UTM E (m)	UTM N (m)	Cancer Risk (CR)	Population Near Receptor (P)	Cancer Burden within 1 in a million Isopleth	Population Within Cancer Burden 1 in a million Isopleth
4907	405724.99	3741594.73	8.01E-07	45	0.00E+00	0
4908	406377.81	3741627.33	1.29E-06	297	3.82E-04	297
4909	406438.25	3741975.15	1.04E-06	5	5.20E-06	5
4910	406389.21	3741854.87	1.09E-06	0	0.00E+00	0
4911	405531.39	3742187.81	5.57E-07	382	0.00E+00	0
4912	405294.72	3742226.53	5.04E-07	78	0.00E+00	0
4913	405012.77	3742225.57	4.56E-07	81	0.00E+00	0
4914	405015.98	3742046.45	4.81E-07	167	0.00E+00	0
4915	405069.12	3741990.8	4.99E-07	118	0.00E+00	0
4916	405061.57	3741911.92	5.10E-07	122	0.00E+00	0
4917	405331.67	3742069.59	5.38E-07	57	0.00E+00	0
4918	405347.81	3741989.69	5.58E-07	70	0.00E+00	0
4919	405010.25	3741694.2	5.34E-07	288	0.00E+00	0
4920	404936.76	3741759.69	5.07E-07	72	0.00E+00	0
4921	405179.52	3741718.57	5.71E-07	103	0.00E+00	0
4922	405373.21	3741722.64	6.25E-07	418	0.00E+00	0
4923	405551.04	3741835.98	6.48E-07	289	0.00E+00	0
4924	406800.84	3744946.61	3.87E-07	179	0.00E+00	0
4925	406532.62	3744799.1	3.72E-07	0	0.00E+00	0
4926	407082.28	3744913.37	4.21E-07	354	0.00E+00	0
4927	406185.61	3744845.87	3.37E-07	112	0.00E+00	0
4928	405905.03	3744920.27	3.11E-07	62	0.00E+00	0
4929	405828.26	3744801.93	3.12E-07	0	0.00E+00	0
4930	405469.68	3744801.05	2.89E-07	0	0.00E+00	0
4931	408005.66	3744671.41	5.98E-07	5	0.00E+00	0
4932	407761.45	3744690.41	5.53E-07	247	0.00E+00	0
4933	407812.63	3744461.37	6.06E-07	88	0.00E+00	0
4934	407783.68	3744615.68	5.70E-07	72	0.00E+00	0
4935	407919.29	3744170.46	6.98E-07	487	0.00E+00	0
4936	407775.86	3744066.5	6.94E-07	45	0.00E+00	0
4937	407817.44	3744154.93	6.80E-07	60	0.00E+00	0
4938	407749.79	3744126.19	6.72E-07	23	0.00E+00	0
4939	408063.46	3744332.41	6.85E-07	0	0.00E+00	0
4940	408048.13	3744459.98	6.51E-07	0	0.00E+00	0
4941	407792.42	3744008.46	7.15E-07	12	0.00E+00	0
4942	407751.7	3744008.19	7.05E-07	9	0.00E+00	0
4943	407722.67	3744011.91	6.97E-07	0	0.00E+00	0
4944	407688.33	3744011.13	6.89E-07	1	0.00E+00	0
4945	407765.35	3744347.49	6.22E-07	145	0.00E+00	0
4946	407769.13	3744279.48	6.38E-07	117	0.00E+00	0
4947	407465.01	3744656.69	5.09E-07	1062	0.00E+00	0
4948	407463.16	3744475.96	5.38E-07	506	0.00E+00	0
4949	407471.46	3744406.35	5.52E-07	267	0.00E+00	0
4950	407464.18	3744361.73	5.59E-07	89	0.00E+00	0
4951	407465.42	3744298.84	5.72E-07	209	0.00E+00	0
4952	407465.05	3744213.46	5.89E-07	240	0.00E+00	0
4953	407465.33	3744127.85	6.07E-07	243	0.00E+00	0
4954	407464.78	3744062.2	6.23E-07	102	0.00E+00	0
4955	407466.02	3744008.96	6.36E-07	111	0.00E+00	0