

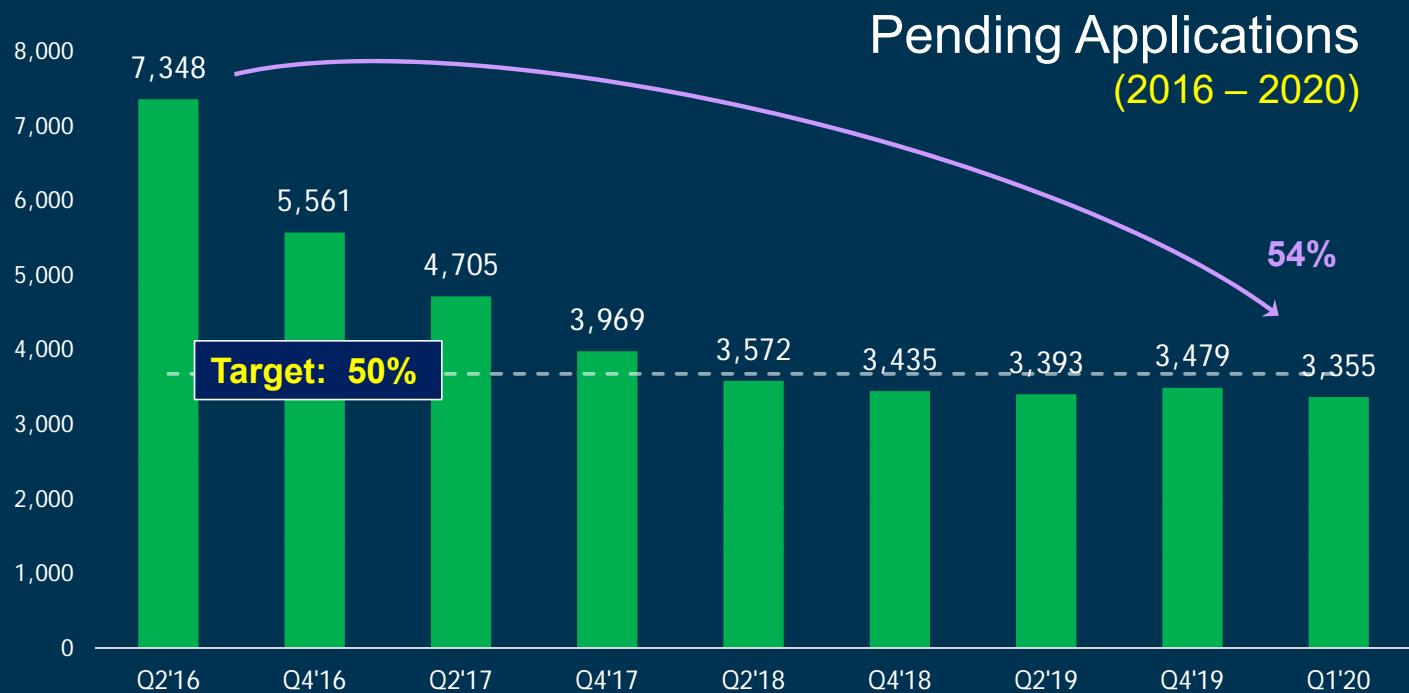
Agenda No: 23

# Pending Permit Application Status Dashboard

South Coast AQMD Governing Board Meeting  
May 1, 2020

# Permit Processing

## 2016 Inventory Reduction Initiative



Achieved and maintained 50% reduction goal set in 2016

# Permit Processing

## Automation Efforts

- Online Permitting

Live!

Dry cleaning, gas stations, autobody spray booths

- Online Filing – In Development

- Rule 222 Registrations

- Negative Air Machines, Charbroilers, Small Boilers
    - 20 additional forms in development

- Supplemental Application Forms (400-E-XX)

- 12 Forms in initial testing
    - 23 Forms in development

Live!

- Title V Online Posting

Live!

Most recent permit available

- Paperless Permit Processing

Analyzing “as-is” workflow

- Pending Permit Application Status Dashboard

## Governing Board initiative to increase transparency

- 

 |  Facility Information Detail (F.I.N.D.)

Facility Information Detail (F.I.N.D.)

Select Search Type

Find a Facility

Name

Street

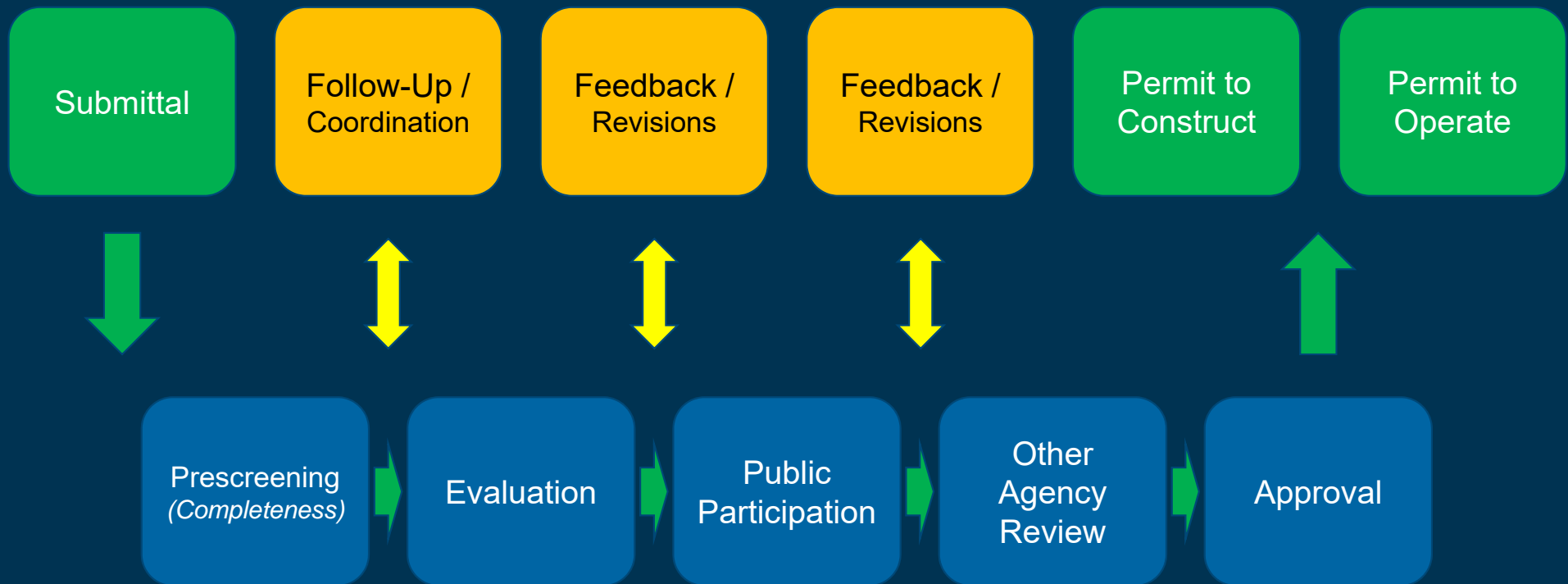
City

Zip

REC

4

## Background - Permitting Process



# Goals / Benefits

## External

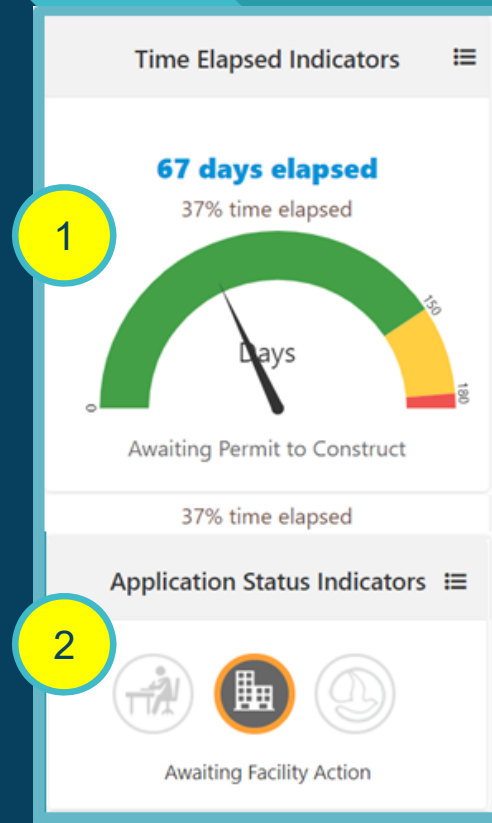
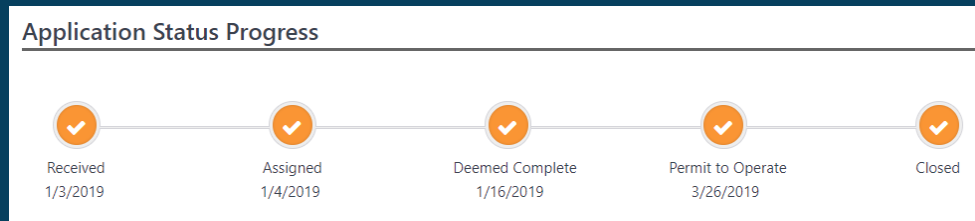
- Meets Governing Board's direction for improved transparency
- Online access to status information
  - Progress tracking and schedule forecasting
  - Reaffirms pending facility or agency actions

## Internal

- Reduce external requests for information by redirecting inquiries to dashboard
- Supplement or replace current reporting
- Supports efficient resource allocation
- Identification of trends and opportunities for additional operational improvements

# Dashboard Status Indicators

- Two status indicator types:
  1. Time elapsed indicator
  2. Application status indicators
- Status progress bar:



# Status Indicators

## Application Status Indicators - 10,000 Foot View

Three indicators to communicate pending actions:

### 1. In Process

No pending actions

### 2. Awaiting Facility Action

Pending facility follow-up

### 3. Awaiting South Coast AQMD Action

Pending policy decision or completion of a review, including review by another agency (e.g., EPA, CEC)

#### Status Indicators



In Process



Awaiting Facility Action



Awaiting South Coast  
AQMD Action





# Status Indicators

## Awaiting Indicators - A Deeper Dive

- Missing Information
  - Data, Reports, Related Equipment
- Waiting for Completion of Event
  - Source Test
  - Construction
  - Fees / Compliance Resolution
  - Emission Offsets
  - CEQA / Public Notice
  - Facility Review



Awaiting Facility Action

# Status Indicators

## Awaiting Indicators - A Deeper Dive


- Evaluation
  - Toxics / Modeling
  - Field Assessment
  - Source Test Review
- Processing
  - Related Equipment
  - Quality Assurance
- Coordination
  - EPA / Other Agencies
  - CEQA / Public Notice / Review



Awaiting South Coast AQMD Action


# Pending Permit Application Status Dashboard

## Application Details Screen





### Application Detail - 618576

#### Application Specific Information

Application Number:	618576	Application Type:	63 - Change of Conditions: No Engineering Evaluation/Administrative Changes
Facility ID:	12841	Application Status:	21 - ASSIGNED TO ENGINEER - CLASS III
Facility Name:	HARTWELL CORP	Facility Team:	B1
Permit Number:	--	Facility Team Name:	SMALL COATING, PRINTING, PLATING & ENTERTAINMENT
Permit Status:	--	Engineer:	GURPREET MATTU - GM02 
Equipment Type:	B - Basic	Engineer Phone:	909-396-2246
BCAT:	000324 - TANK, SULFURIC/PHOSPHORIC ACID - ANODIZING	Deemed Complete Date:	2/13/2020
CCAT:	--	PC Issued Date:	--
Estimated Construction Start Date:	--	Current Diary Entry:	AWAITAI - Additional Information Request Submittal
Estimated Construction End Date:	--	Current Diary Date:	4/21/2020 9:10:30 AM


#### Application Status Indicators


Awaiting Facility Action

#### Time Elapsed Indicators

**70 days elapsed**  
38% time elapsed




Awaiting Permit to Operate

External Access  
Through F.I.N.D.

# Pending Permit Application Status Dashboard

## Application Details Screen


**Dashboard - Application Detail**

**Application Status Progress**

Received  
1/29/2020

Deemed Complete  
2/13/2020

Assigned  
3/10/2020

**Application History**

Show 25 entries

Application Status	Status Date	Target Date	Closed Date	Closed By	Assigned Engineer
Additional Information Request Submittal	4/21/2020 9:10:30 AM	5/1/2020	--		GURPREET MATTU - GM02
Additional Information Request Submittal	3/18/2020 8:45:08 AM	4/17/2020	4/21/2020	gmattu	GURPREET MATTU - GM02
Application Accepted, Class	3/17/2020 5:47:49 PM	--	--		--
Assigned to Engineer	3/10/2020 5:29:21 PM	--	--		GURPREET MATTU - GM02
Application Accepted by Permitting Team	1/29/2020 12:00:00 AM	--	1/30/2020	mstaniza	--
Application Created	1/29/2020 12:00:00 AM	--	--		--
Application Received	1/14/2020 12:00:00 AM	--	--		--

Showing 1 to 7 of 7 entries

Previous
1
Next

Diary to Include Both System Driven and Engineer Inputted Status

# Public Participation and Development

- Local Government and Small Business Assistance Advisory Group (LGSBA)  
October 2018
- Permit Streamlining Task Force (PSTF)  
June 2019 and December 2019
- California Council for Environmental and Economic Balance (CCEEB)  
August 2019

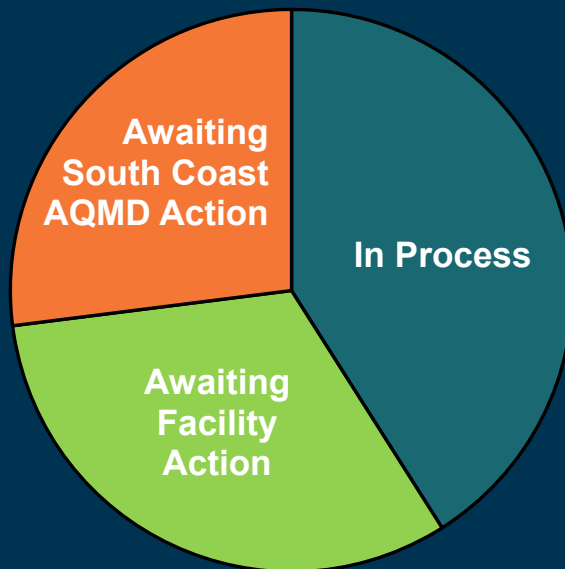
## Public Participation and Development (Cont.)

- Initial Roll-Out Mid-2018
- Multiple Software Enhancements
- Testing with Full Enhancements
- Data Verification Over Last 6 Months

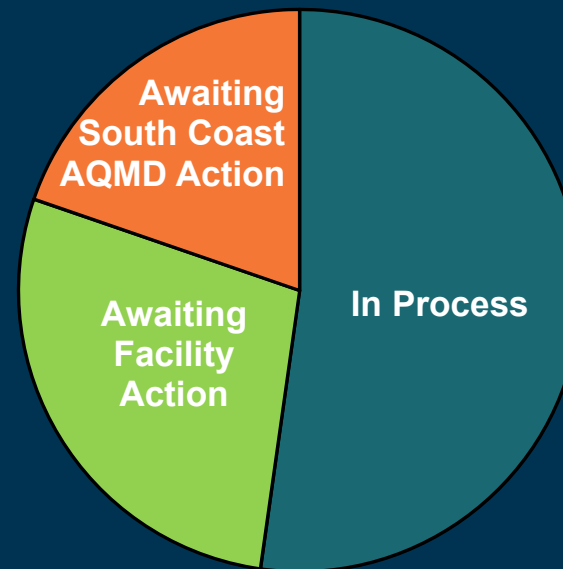
# Pending Permit Application Status Dashboard

## Initial Observations

October 2019



April 2020



# Pending Permit Application Status Dashboard

## Current Snapshot (April 21, 2020)

Completeness Determ. (Facility Action)		In Process		Awaiting Facility Action		Awaiting South Coast AQMD Action	
Add. Info. (A/I) Req.	12%	Engineering Evaluation and Administrative Processing	52%	Compliance	1%	Supv. / Mgr. Review	8%
Related App A/I	< 1%			Review Draft	1%	Related App Proc.	3%
Fee Resolution	< 1%			Public Notice Distr.	< 1%	Source Test Review	3%
						Policy Review	1%
				Conduct Source Test	5%	Field Eval	1%
				Awaiting Constr.	6%	Other Agency Rev.	1%
						Public Notice	< 1%
						HRA / Modeling	< 1%



# Summary

- Increases transparency and communication with facilities and community
  - Provides visual feedback on status
  - Provides visual indicator on time elapsed
  - Assists staff with workload management
- Supports internal resource allocation

Ready to Launch

