A digital car dashboard is shown, featuring a central speedometer with a needle pointing to 0. To the left of the speedometer is a small image of a green plant and some text. To the right is a bar chart with orange bars. The dashboard is framed by a black steering wheel. The text "Goals & Priority Objectives" is written in large red font at the top, "FY 2020-21 – 4th Quarter" is in the middle, and "Dashboard" is at the bottom, all overlaid on the dashboard image.

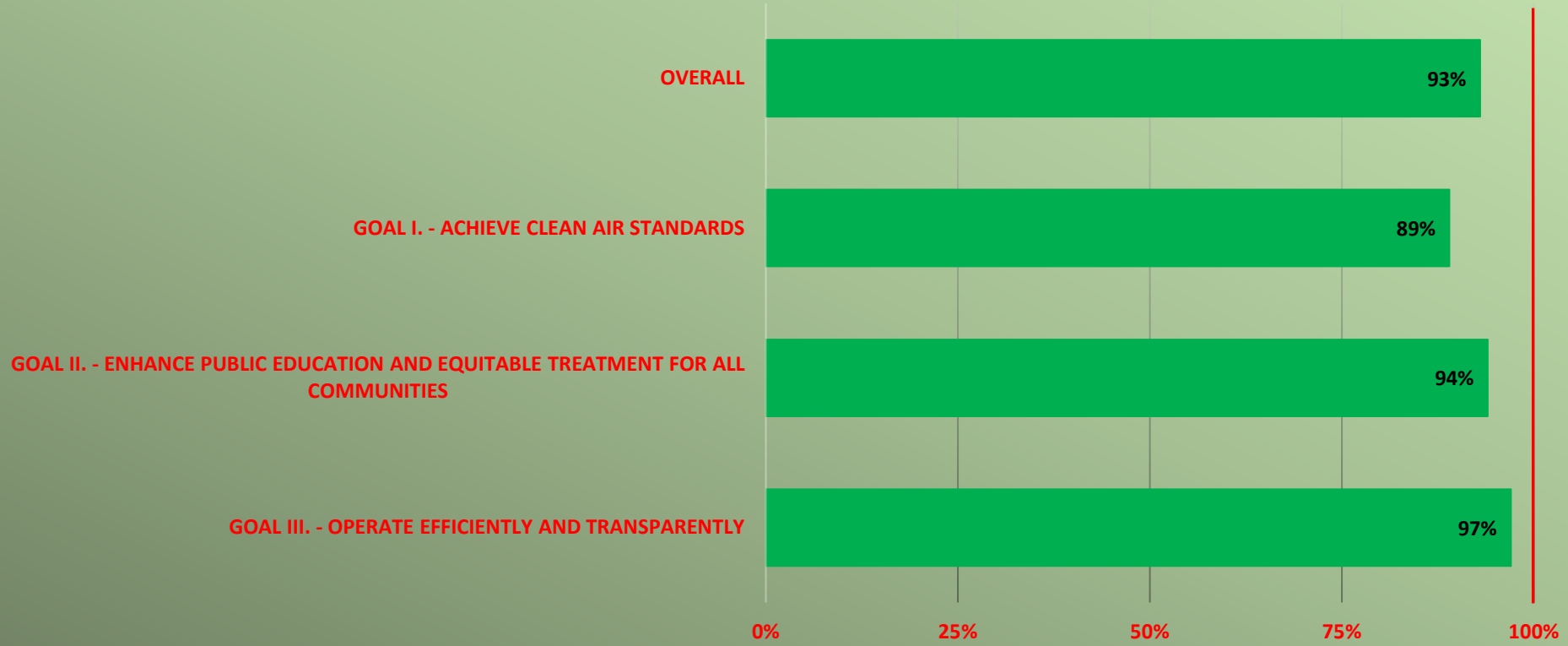
Goals & Priority Objectives

FY 2020-21 – 4th Quarter

Dashboard

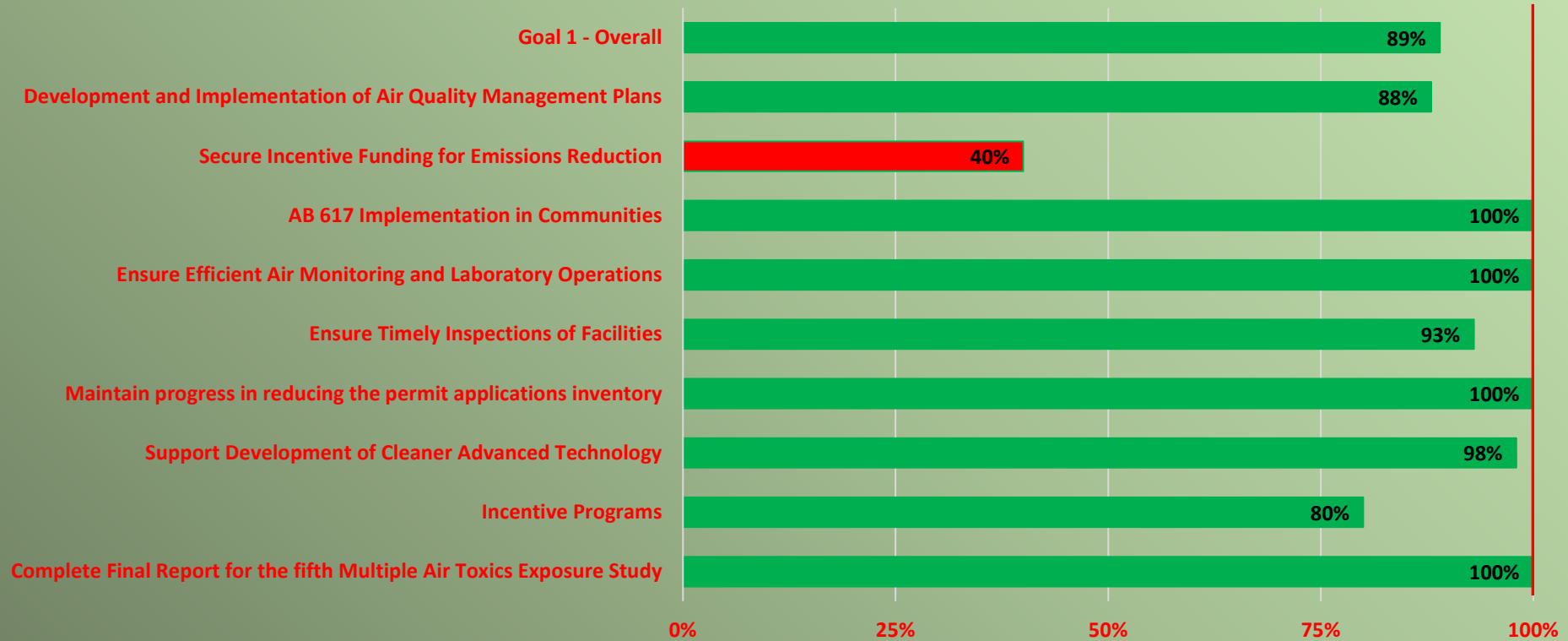
% of Completion	
75% +	Green
65% - 74.9%	Yellow
50%-64.9%	Orange
0%-49.9%	Red

FY 2020-21 GOALS & PRIORITY OBJECTIVES 4th Quarter



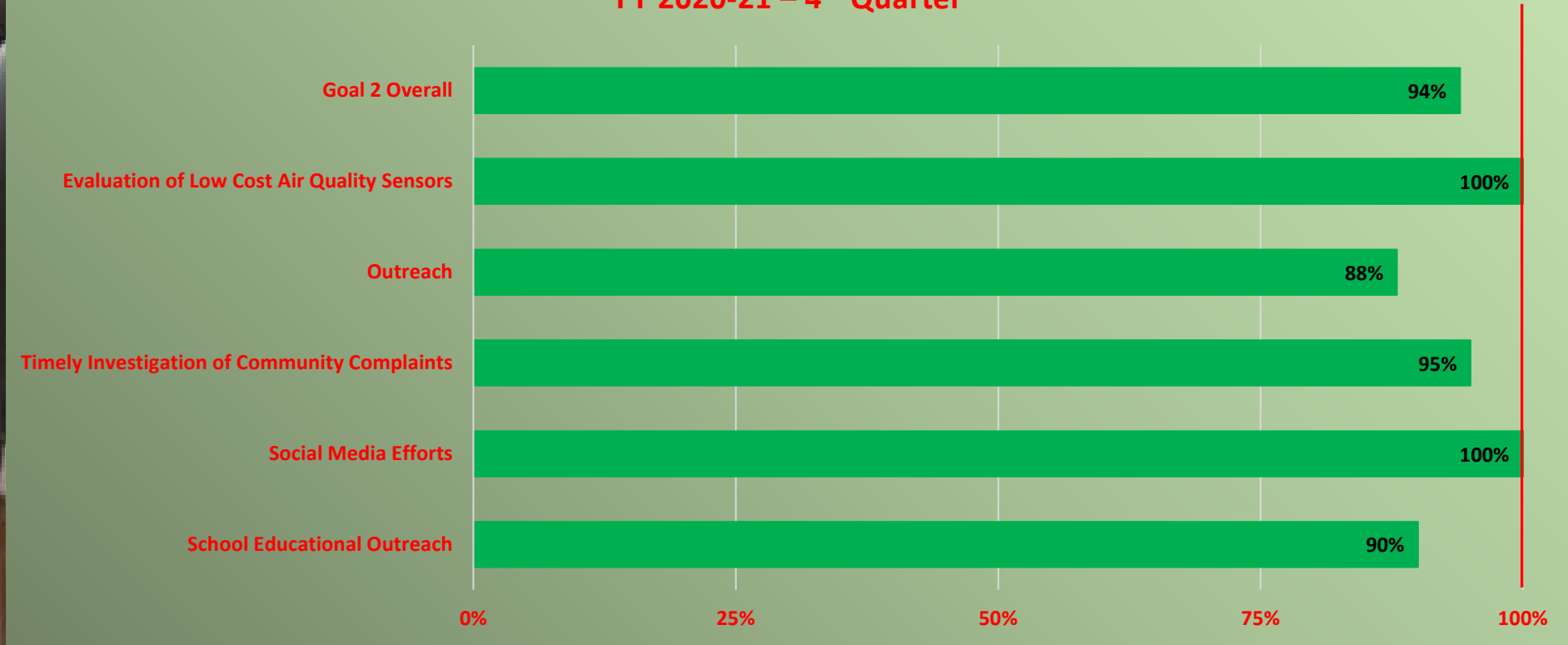
% of Completion	
75% +	
65% - 74.9%	
50%-64.9%	
0%-49.9%	

GOAL I. ACHIEVE CLEAN AIR STANDARDS FY 2020-21 – 4th Quarter



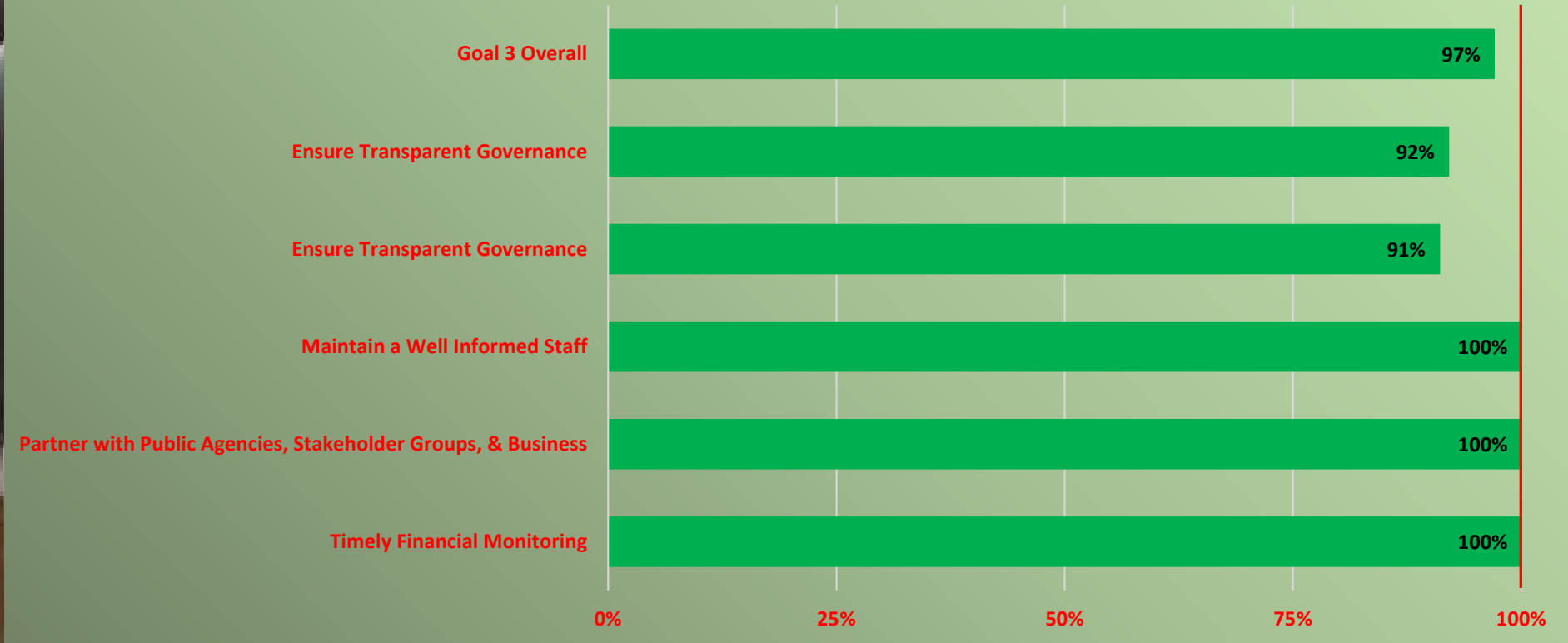
% of Completion	
75% +	■
65% - 74.9%	■
50%-64.9%	■
0%-49.9%	■

GOAL II. - ENHANCE PUBLIC EDUCATION AND EQUITABLE TREATMENT FOR ALL COMMUNITIES
FY 2020-21 – 4th Quarter



% of Completion	
75% +	■
65% - 74.9%	■
50%-64.9%	■
0%-49.9%	■

GOAL III. OPERATE EFFICIENTLY AND TRANSPARENTLY
FY 2020-21 – 4th Quarter



**Goals & Priority Objectives
FY 2020-21
4th Quarter Report**

GOAL I. ACHIEVE CLEAN AIR STANDARDS

Priority Objective		Responsible Department	Performance Indicator	Performance Measurement	Year-to-Date Actual Performance	Y-T-D % Complete	Narrative of Actual Performance
1	Development and Implementation of Air Quality Management Plans	PRA	Adherence to development, adoption and implementation schedules for rules related to Air Quality Management Plans.	Complete six rule adoptions and/or actions that result in achievements towards 2016 AQMP emissions reductions. Hold at least four AQMP advisory group meetings for 2022 AQMP development.	18 - rule adoptions/ amendments; Two Attainment Plans & three AQMP Advisory Group meetings; One Maintenance Plan; One CERP amendment	88%	Staff continued ongoing rule development for BARCT, RECLAIM landing rules, and toxic rules. Staff continued ongoing development of new/amended rules with working group meetings, committee meetings and discussions with stakeholders. New rules for facility-based measures continue to be discussed in working group meetings.
2	Secure Incentive Funding for Emissions Reduction	EO/LPAM/STA	Dollar amount of new funding sources for pollution reduction projects.	Secure \$250 Million of new funding sources.	\$98.9M secured this FY.	40%	\$60M from AB 1274 (new DMV fees for FY 19-20 and FY 20-21); \$1M from each of the Ports for additional Prop 1B funding; and \$32.6M this FY for incentive funding from VW Mitigation Funds (estimated 44% of statewide funding for our region). Anticipate additional funding next FY once the legislature approves increasing the amount of funding CARB can release each year (~\$90M) plus other funding increases once the state budget is approved.
3	AB 617 Implementation in Communities	PRA	Conduct air monitoring and implement emission reduction plans for each of the three Year-1 communities and develop air monitoring and emission reduction plans for the two new communities.	Implementation of air monitoring and emission reduction plans for three Year-1 communities and development of these documents for two new communities.	Three Year-1 communities - 100% complete. Two new communities - 100% complete.	100%	CARB approved the three CERPS for the 2018-designated communities and staff submitted the first annual progress report on these CERPs. CERP and CAMP implementation continues in the three 2018-designated communities. Staff completed the CERP and CAMP for the Year-2 Southeast Los Angeles community and CARB approved the CERP. In addition, staff completed the CAMP, CERP, and a CERP Amendment for the Year-2 Eastern Coachella Valley community. The Board adopted the CERP and CERP Amendment.

**Goals & Priority Objectives
FY 2020-21
4th Quarter Report**

GOAL I. ACHIEVE CLEAN AIR STANDARDS (cont.)

Priority Objective		Responsible Department	Performance Indicator	Performance Measurement	Year-to-Date Actual Performance	Y-T-D % Complete	Narrative of Actual Performance
4	Ensure Efficient Air Monitoring and Laboratory Operations	STA	Achieve acceptable completion of valid data points out of the scheduled measurements in the South Coast AQMD air monitoring network for NAAQS pollutant before U.S. EPA deadline.	Achieve acceptable valid data completion submitted to U.S. EPA before deadline.	96.6% valid data points	100%	Completed and submitted over 238,927 valid criteria pollutant data points for the fourth quarter of FY 2020-21 before the June 30, 2021 deadline. This represents 97.7% of the scheduled measurements from January 1, 2021 through March 31, 2021.
5	Ensure Timely Inspections of Facilities	C&E	Total number of Title V Inspections completed annually.	Complete 100% Title V Inspections.	Completed 337 inspections of Title V facilities through Q4.	93%	337 out of 361 Title V facilities were inspected through Q4.
6	Maintain progress in reducing the permit applications inventory	E&P	Number of pending permit applications.	Maintain pending permit applications inventory excluding Permits to Construct issued and RECLAIM transition applications at or near 3,000.	2,720 pending permit applications at the end of Q4.	100%	Pending permit applications excluding Permits to Construct and RECLAIM transition applications at the end of Q4 was at 2,720.

**Goals & Priority Objectives
FY 2020-21
4th Quarter Report**

GOAL I. ACHIEVE CLEAN AIR STANDARDS (cont.)

Priority Objective		Responsible Department	Performance Indicator	Performance Measurement	Year-to-Date Actual Performance	Y-T-D % Complete	Narrative of Actual Performance
7	Support Development of Cleaner Advanced Technology	STA	Amount of Clean Fuels Program projects funded.	Fund \$10 Million of Clean Fuels program projects with a 1:4 leveraging ratio.	Clean Fuels funds of \$9.8M committed with a total project cost of \$129.3M.	98%	Q4 Clean Fuels fund awarded \$5.6M for projects, which greatly exceeds the 1:4 leveraging ratio with total projects costs of \$76.8M.
8	Incentive Programs	STA	% of grant money executed in contracts	50% of grant money contracted within six months receipt of funds.	78% for Moyer Year 22; 81% for CAPP Year 3 funds	80%	\$56.9M of \$71.7M of grant funds have been encumbered/contracted within six months.
9	Complete Final Report for the fifth Multiple Air Toxics Exposure Study	PRA/STA	Written report of fixed-site monitoring data, emission inventory and health risk modeling.	Written report of fixed-site monitoring data, emission inventory and health risk modeling.	Draft MATES V Report chapters and appendices were released April-June 2021. Report is anticipated to be finalized by August 2021.	100%	Draft MATES V Report chapters and appendices were released April-June 2021. Report is anticipated to be finalized by August 2021.

**Goals & Priority Objectives
FY 2020-21
4th Quarter Report**

GOAL II. - ENHANCE PUBLIC EDUCATION AND EQUITABLE TREATMENT FOR ALL COMMUNITIES

Priority Objective		Responsible Department	Performance Indicator	Performance Measurement	Year-to-Date Actual Performance	Y-T-D % Complete	Narrative of Actual Performance
1	Evaluation of Low-Cost Air Quality Sensors	STA	Evaluation and posting of results of low-cost air quality sensors that have reached the market.	Evaluate and post results of 75% of sensors that have reached the market.	Completed evaluation and posting of results of 41 out of 41 sensors.	100%	AQ-SPEC has evaluated 163 sensors since its inception and 100% of the field and laboratory performance evaluation reports are posted online.
2	Outreach	LPAM	Number of large community outreach events conducted in each County and effective information distribution for South Coast AQMD programs that achieve clean air.	Conduct/participate in one large community outreach event per quarter, including one in each County starting six months after it is safe to have large gatherings. Develop and implement SOPs to provide information to the public as quickly and accurately as possible.	Conducted three large virtual community events.	88%	No major events held in Q4. SOPs for outreach have been developed and implemented, including communications strategies (email, verbal, written, social media, media, and other), the updating and maintenance of stakeholder lists, and other methodologies.
3	Timely Investigation of Community Complaints	C&E	Initiate complaint investigation within two hours of complaint receipt.	During normal South Coast AQMD business hours, contact 90% of complainants within two hours of complaint receipt.	86% complaints contacted within two hours of complaint receipt.	95%	Initiation of complaint investigations were initiated within two hours of receipt for 4,598 out of 5,380 complaints.

**Goals & Priority Objectives
FY 2020-21
4th Quarter Report**

GOAL II. - ENHANCE PUBLIC EDUCATION AND EQUITABLE TREATMENT FOR ALL COMMUNITIES (cont.)

Priority Objective		Responsible Department	Performance Indicator	Performance Measurement	Year-to-Date Actual Performance	Y-T-D % Complete	Narrative of Actual Performance
4	Social Media Efforts	LPAM	Percentage increase in number of social media followers as well as increase audience engagement through impressions (views) of shared information via outreach on South Coast AQMD events, programs and major incidents. Contract with an outside consultant to form an internal committee to develop social media recommendations for Board approval.	15% to 20% increase in social media followers. Continue efforts to increase impressions and engagement on posts and/or campaigns with a monthly average goal of 2,400 Instagram impressions /8,000 Facebook impressions /48,000 Twitter impressions on posts. Present recommendations to the Board.	Total Views: Twitter: 5,676,500 Facebook: 494,030 Instagram: 532,639	100%	In Q4, performance upticks with posts including the 5/16 Palisades Fire Smoke Advisory/Dust Advisory (59.1K), 5/19 Dust Advisory (32.8K), 5/15 Smoke Advisory (29.6K), and 5/30 Ozone Advisory (28.1K)
5	School Educational Outreach	LPAM	Number of high schools participating in the air quality education program in environmental justice communities. Develop materials for other grade levels.	Provide curriculums to 100 high schools throughout the four Counties in environmental justice communities and teach at schools as requested when schools are back in session. Develop air quality teaching materials for schools.	Completed WHAM implementation in 79 high schools. Completed WHAM implementation in 172 middle school classrooms. Four of four middle school curriculum units have been drafted and reviewed. Four of four high school units have been drafted and reviewed.	90%	Completed WHAM implementation in 79 high schools. Completed WHAM implementation in 172 middle school classrooms. Four of four middle school curriculum units have been drafted and reviewed. Four of four high school units have been drafted and reviewed.

**Goals & Priority Objectives
FY 2020-21
4th Quarter Report**

GOAL III. - OPERATE EFFICIENTLY AND TRANSPARENTLY

Priority Objective		Responsible Department	Performance Indicator	Performance Measurement	Year-to-Date Actual Performance	Y-T-D % Complete	Narrative of Actual Performance
1	Ensure Transparent Governance (Board & Committee)	GB	Percentage of Committee and Board meeting agendas with materials made available to the public one week prior to the meeting.	100% of Committee and Board meeting agendas with materials made available to the public one week prior to the meeting.	92% were submitted on time through Q4.	92%	49 of 53 Committee and Board meeting agendas were provided seven days before the meeting. Four meetings did not meet the goal.
2	Ensure Transparent Governance (Stakeholder Meetings)	All	Percentage of Stakeholder and Working Group meeting agendas with materials made available prior to the meeting.	100% of Stakeholder and Working Group meeting agendas with materials made available to the public three days prior to the meeting	91% were submitted on time in Q4.	91%	150 out of the 164 working group meetings reached the performance measure through Q4.
3	Maintain a Well-Informed Staff	EO	Number of all staff information sessions offered and conducted.	Offer and conduct ten information sessions/training for all staff.	Thirteen sessions/training events were held.	100%	Thirteen training and information sessions were held this fiscal year.
4	Partner with Public Agencies, Stakeholder Groups, & Business	E&P	Number of meetings with Permit Streamlining Task Force subcommittee and stakeholders. Participate in a regional public health task force.	Conduct two meetings of the Permit Streamlining Task Force subcommittee and stakeholders. Participate in a regional public health task force.	Conducted two of the two meetings.	100%	Held one meeting with Stakeholders in Q4.
5	Timely Financial Monitoring	FIN	Timely budgetary financial reporting.	Submit quarterly budgetary financial reports to the Board within six working days of the end of the quarter for quarters 1-3. Submit the 4th quarter report within six working days of the end of July.	Q4 report was submitted within six working days from the end of July.	100%	Q4 report was submitted within six working days from the end of July.