SOUTH COAST AIR QUALITY MANAGEMENT DISTRICT

CY2020
Annual Emissions Reporting Program

Virtual Informational Workshop

Agenda

- Program Overview
- What's New for CY2020
- Reporting Process
- Frequently Asked Questions
- AER Reporting Tool
- Questions & Answers

Program Overview

Annual Reporting Program AQMD Rule 301(e)

- Report annual emissions from permitted and non-permitted equipment/processes
- Pay emission fees for total emissions that exceeded the thresholds for:
  - Criteria Pollutants
  - 66 Toxic Air Contaminants (TACs)
  - Ozone Depleting Compounds (ODCs)

Who Must File a Report?

- Facility required to file report if any of the following occurs:
  - Emitted:
    - ≥ 4 tons/year of either VOC, SPOG, NOx, SOx, or PM, or
    - ≥ 100 tons/year of CO
  - Subject to the AB 2588 Hot Spots Program
  - Subject to the state Criteria and Toxic Reporting (CTR) Regulation
  - Notified by South Coast AQMD to report

AB 2588 Facilities

Annual Emissions Reporting

- Criteria pollutants, 66 toxics and ODCs
- Annual reporting
- Fees based on annual emissions

AB 2588 Facilities

- Public right-to-know program
- Annual reporting of criteria pollutants, 66 toxics and ODCs under AER program
- Report longer list of toxics (~177) once every 4 years (quadrennial)

CTR Facilities

- CTR Regulation requires criteria and toxic emissions reporting if a facility meets any of the following:
  - PTE for any non-attainment criteria pollutant is ≥ 250 tons/year; or
  - Subject to State Greenhouse Gas Reporting Regulation pursuant to H&S Code Section 38530; or
  - Categorized as a High Priority AB 2588 Facility

Facility Information Screen Showing AB 2588 and CTR Designation

Facility ID: 999121 – ABC Tracking Company - Reporting period: 2020

Facility ID: 999121

- **Facility Information**
  - General
  - Address
  - Other Information
  - Contacts
  - Operating Schedule
  - AB2588 Facility Info
  - Status Update
- **Build Reporting Structure**
  - Combustion Fuels
  - Emission Sources (ES)
- **Report Process/Emissions**
- **Summaries**
- **Data Validation**
- **Print Facility Report**
- **Excel Reports**
- **Report Submission**

Facility Information

This section contains your facility's general information such as business classification, business location, operating schedule and contact information. You can also inform AQMD about your business operating status changes, such as location address change, provide status update, or request an exemption from future emission reports.

General Facility Info

Facility ID	999121
Reporting Year	2020
RECLAIM	☑
RECLAIM Designation	R2N
Title V	☐
AB2588	☑
- AB2588 Phase	1B
- AB2588 Reporting Year	☑
AER	☑
AB617	☐
- MRR	☐ Mandatory Reporting Regulation
- Over 250 tons/yr (pte)	☐ Over 250 tons/yr (pte) non-attainment pollutants or precursors
- High Priority	☐ Facilities categorized as high priority for toxics
- Other	☐ Other Facilities
County	ORANGE
Air Basin	SOUTH COAST

Fee Exemption for TACs and ODCs

- Small dry cleaners
  - < 2 tons/year of Perchloroethylene
- Other small facilities
  - < 2 tons/year (Formaldehyde, Perchloroethylene or Methylene Chloride)
  - Need to file exemption

Definition of Small Business : 10 or less employees and $500,000 or less in annual gross receipts)

What is Annual Emissions Data Used For?

- Criteria and toxics emissions inventory
- AQMP and rule development
- Compliance verification
- Title V and RECLAIM Programs
- Revenue projection
- Statewide Emissions Inventory

When is the Due Date?

- **Both the AER Electronic Report and Emissions Fee Payment must be received by <u>5:00pm on March 17, 2021</u>**
  1. **AERs electronically certified and submitted via the AER Reporting Tool (no hardcopy submittals)**
  2. **Online payment via the AER Reporting Tool made by e-check or credit card (not available for amounts > $300,000)**

Online Fee Payment

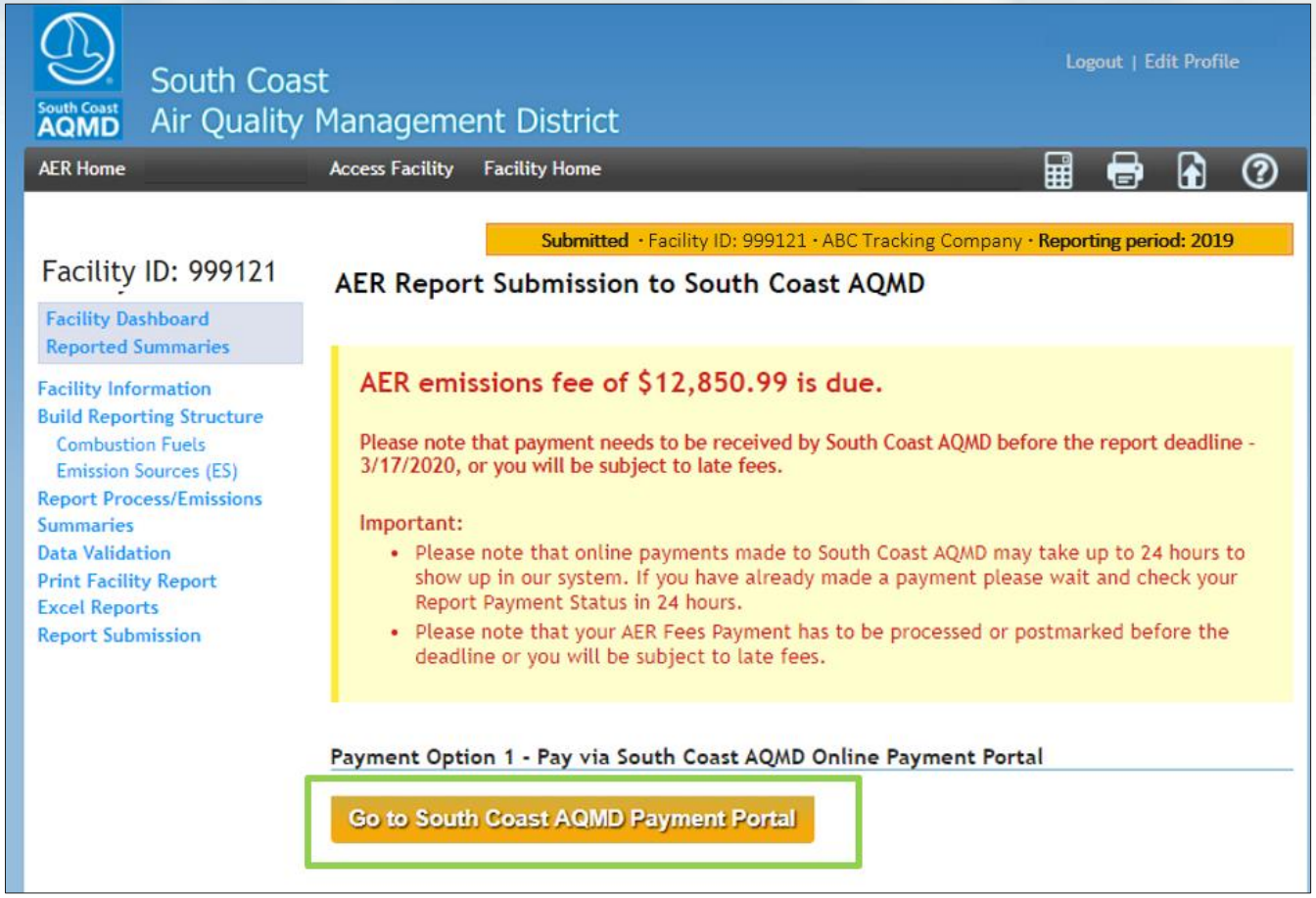

- AER Reporting Tool will automatically generate invoice during checkout if emission fees are due
- Click on "Go to South Coast AQMD Payment Portal"

Have to Pay by Physical Check?

- Print the AER Payment Voucher to submit along with check payable to SCAQMD for all fees due
- If receipt is requested, please provide email address on note line of the check
- Mail to (must be postmarked by March 17, 2021):
  - For Regular Delivery

    South Coast Air Quality Management District
    Annual Emissions Reporting Program
    File No. 54493
    Los Angeles, CA 90074-4493

  - For Overnight Delivery (e.g., FedEx)

    Bank of America Lockbox Services
    Lockbox LAC-054493
    2706 Media Center Drive
    Los Angeles, CA 90065



Have to Pay by Physical Check?
(continued)

- **Drop-Off** – Messenger or Courier Service

SCAQMD
Annual Emissions Reporting Program
Attn: Cash Management
21865 Copley Drive
Diamond Bar, CA 91765-4178

What’s New for CY2020?

What's New for CY2020?

- AB2588 Quadrennial Reporting – Phase 1B
- Ability to Upload MS Excel Files to Report Storage Tank Emissions
- Changes to Toxic Emissions Fees per Rule 301
- Report Longer List of Toxics for some CTR Facilities

Upload File for Storage Tank Emissions

- AER Reporting Tool previously only accepted output .txt file from EPA TANKS program
- Storage Tank Emissions Batch Upload .xls file now available on the AER webpage
- Format of file is designed to resemble output file of EPA TANKS
- Emissions calculated must reflect methodology of the most current version of AP-42, Volume 1, Chapter 7

Increases to Toxic Emissions Fee Rates per Rule 301

- No annual CPI-based fee increase for criteria pollutants, toxic air contaminants, and ozone depleting compounds
- Increases to some toxic fees exceeding rule-specified toxic thresholds:

Toxic Fee Category	Fee
Flat Fee	$78.03 (same)
Per Device Fee	$341.89
Cancer Potency-Weighted Emissions Fee	$10.00

CTR Facilities Subject to Longer List of Reportable Toxics

- Criteria Facilities – permitted potential to emit > 250 tons/yr for any applicable nonattainment pollutant or its precursor
- Greenhouse Gas Facilities – subject to state Mandatory Reporting Regulation
- Additional toxics to report are those found on the AB 2588 quadrennial list (~177 toxics)

CTR Emission Report Contents

- For CY2020, any emission report content required in CA H&SC Section 93404 that cannot be reported using the AER Reporting Tool will not be required
- Examples include:
  - Material usage/processing of toxics with no emission calculation methodology available
  - EPA unit codes
  - Rule and permit emission limits
  - Activity level acquisition method

Reporting Process

Reporting Process

- **Read the Instructions** at http://www.aqmd.gov/aer/aer.html
- **Complete Facility Information**
- **List Combustion Fuels**
- **Define all Emission Sources**
- **Report all Processes and Associated Criteria, TAC, and ODC Emissions**
  - Must be reported from all equipment and processes (e.g., combustion, material usage/handling/processing, fugitives)

Reporting Process
(continued)

- Review input data and calculations
- Upload supporting documentation
- Run data validation
- Submit report and fees
- Keep copies of the completed submittal for your records

Frequently Asked Questions

What Emissions Should I Report?

- All reportable criteria and toxic emissions in the AER Reporting Tool
- Emissions from all stationary and portable sources, both permitted and non-permitted

What Emissions Should I Report?
(continued)

- **<u>Do Not</u> Report:**
  - On-Road and Off-Road Motor Vehicles (e.g., cars, trucks, fork lifts, construction equipment)
  - State-Registered Portable Equipment
  - Architectural Coatings (R1113: buildings, pavement, curb – if used in manufacturing not exempt-have to be reported)
  - Utility Equipment (e.g., lawn mowers)
  - Clean Air Solvents
  - Non-combustion charbroilers and deep fat fryers operated by restaurants and eatery establishments directly servicing consumers
- **<u>Do Not</u> Report as VOC:** Exempt Materials per Rule 102 (e.g., acetone, ethane)

What Supporting Documentation Do I Need?

- **References for non-default emission factors:**
  - CEMS Summary Data
  - Source Tests (Approved or Submitted for Approval)
  - Back-calculation method and data
  - Material Safety Data Sheet (MSDS)
  - Documentation for TAC emission factors
  - Other References (e.g, CAPCOA factors, EPA AP-42)
- **Control efficiency documentation (e.g. source tests, manufacturer's guarantee)**
- **For other documentation refer to Help & Support on AER webpage**

How Long Should I Keep My Records?

- **Minimum of 5 Years**
- **Maintain copies of:**
  - Completed annual emissions report
  - Throughput, fuel/material usage records
  - Source test reports
  - Other supporting documentation

What Are the Program Supports?

- All Instructions Available Online
- District Web Site for Program Materials
  http://www.aqmd.gov/aer/aer.html
- Link for Help & Support Manual (on AER webpage)
  http://www.aqmd.gov/docs/default-source/planning/annual-emission-reporting/help-and-support-2020.pdf?sfvrsn=8

- AER Email: aer@aqmd.gov
- AER Hotline: (909) 396-3660
- AB-2588 Email: ab2588@aqmd.gov
- AB-2588 Hotline: (909) 396-3616

AER Reporting Tool

AER Reporting Procedure

- **“Device” Level Reporting [Device = Emission Source (ES)]**
  - Example 1: A permitted unit (one Application Number) consisting of a dryer and a printing press = 2 devices (2 ES)
  - Example 2: A non-permitted boiler = 1 device (1 ES)
- **Permit Profile Preloaded for Each Facility**
  - If device is not available in the South Coast AQMD database, the user must add the device (ES) with emissions

Main Sections

The main sections have to be completed in the following order:

1. Facility Information
2. Build Reporting Structure (combusted fuels and ES)
3. Report Process/Emissions
4. Upload Supporting Documents
5. Data Validation and Summaries
6. Report Submission

Emission Source Classifications

- External Combustion
  - Boilers, ovens, dryers, heaters, furnaces, space heaters, afterburners, kilns, incinerator, flares
- Internal Combustion
  - Internal combustion engines, turbines, micro turbines, engine test cells
- Spray Coating
  - Open spraying and spray booths
- Other Use of Organics
  - Use of organics except in spray coating (e.g., coating, printing, adhesive application,…)

Emission Source Classifications

(continued)

- **Storage Tanks**
  - Storage tank and dispensing, small above and underground tanks (<10,000 gallons), tanks imported using Storage Tank Emissions Upload File
- **Fugitive Components**
  - Applicable only if reporting fugitive emissions per R1173 and R1176 (e.g., valves, flanges, connectors)
- **Other Processes**
  - All processes not specifically addressed by other worksheets
- **Process Upsets**
  - Applicable for non-routine operations such as Upsets, Breakdowns, Start-ups, Shutdowns, Turnarounds and Spills

Process/Emissions Data Entry

Data must be completed in the following specific order:

1. Identify Process
2. Enter Throughput
3. Select Pollutant and Enter Emission Factors

AER Reporting Tool Features

- Import Last Year data from Home Page
- Based on ES classification, at least one process is generated
- User can add processes for multiple devices
- Ability to classify permitted and non-permitted emission sources
- Intuitive in converting and displaying combustion fuel throughputs
- All emissions (Criteria, TAC/ODC and optional GHGs) are displayed on the same screen

AER Reporting Tool Features
(continued)

- Built-in parameters for unique emission calculation methodologies
- Upload supporting documentation
- Import Storage Tank Emissions Upload file
- Data sorting
- User comment fields
- Saving of partially completed report
- Option for GHG calculation (Tier 1)
- Conversion calculator
- References for summaries

AER Reporting Tool Demonstration

AER Home

New user: One time registration **Registered User:** Login or Reset Password

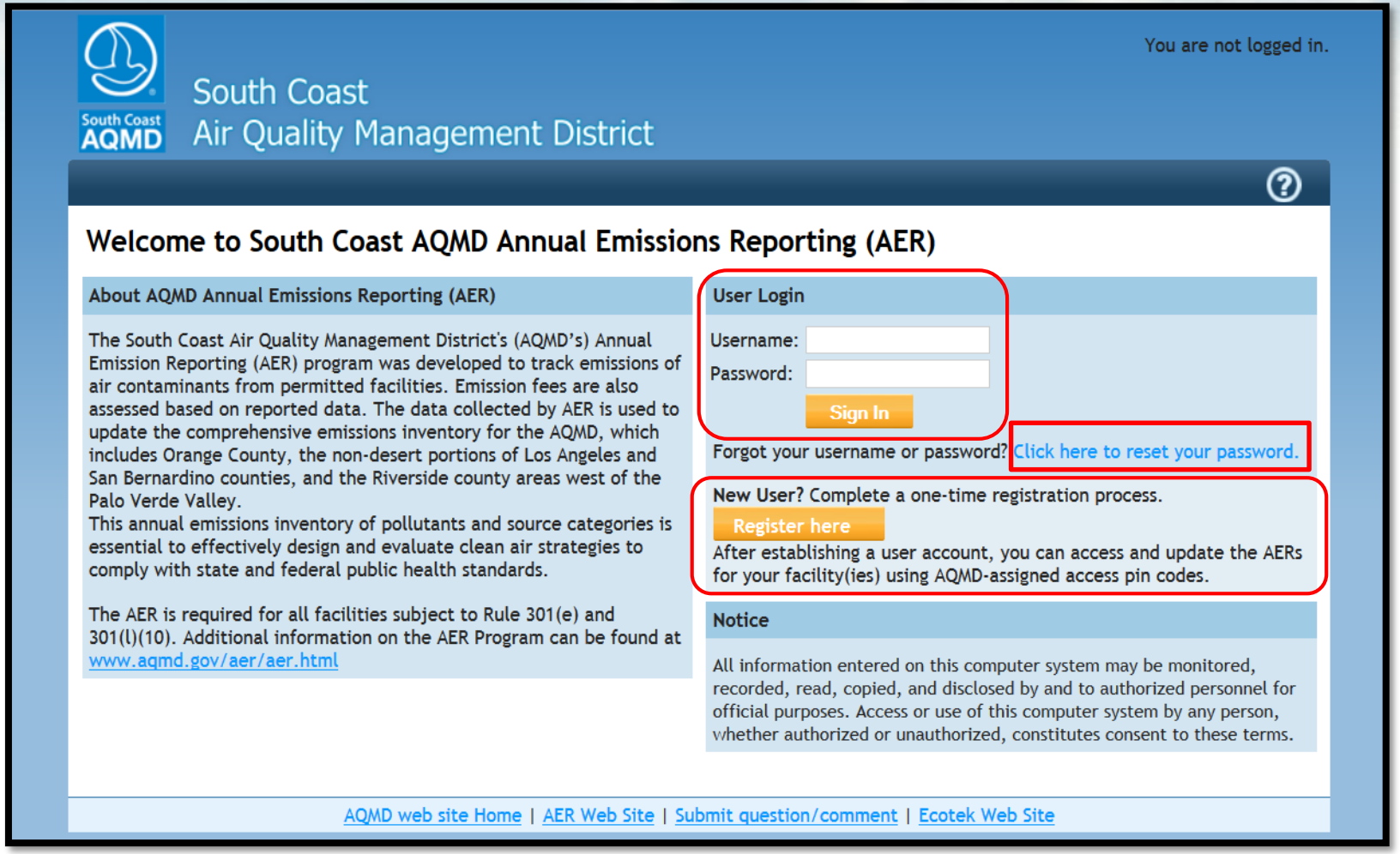

User Registration

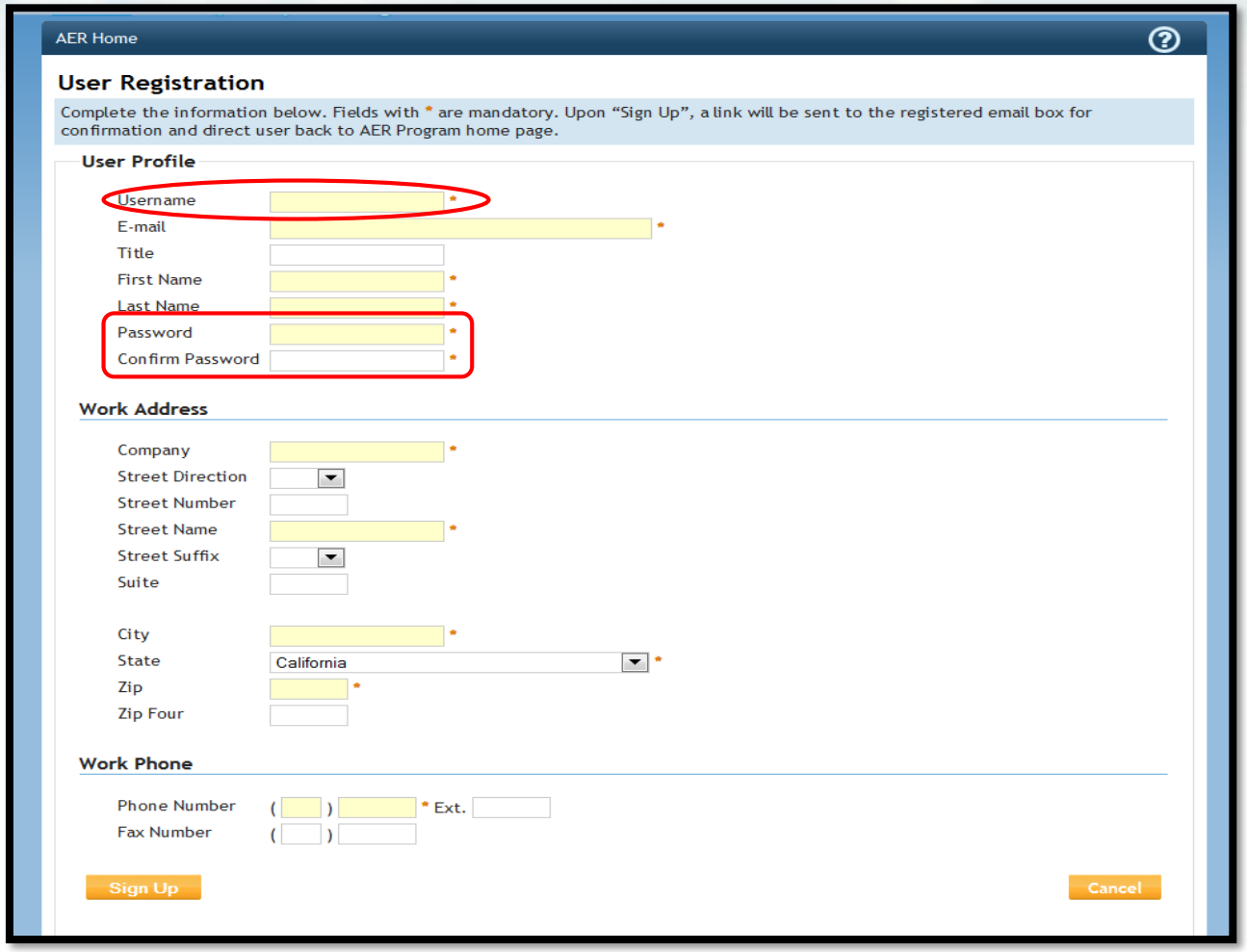

- Fields with * are required. Complete User Registration and click on Sign Up.
- After confirming the registration, the tool will acknowledge the registration as shown in the next slide.
- A link to confirm your registration will be e-mailed to the valid email address in the user profile.

User Registration (continued)

Registration acknowledgement

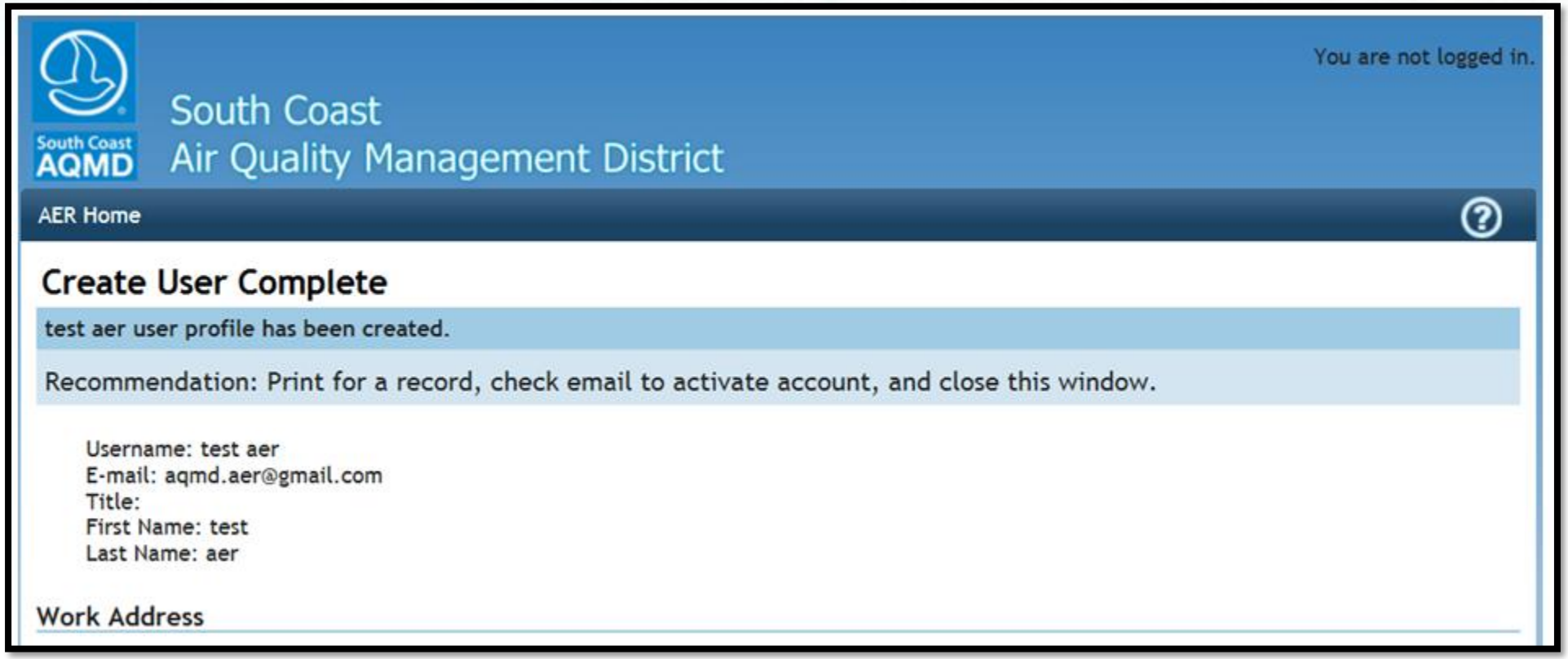

User Registration (continued)

AER website E-mail address confirmation Inbox x

aer@aqmd.gov Jan 2 (11 days ago)

to me

New user was created with this E-mail on AER website. Please confirm E-mail by visiting https://aerreportingtoolpro.aqmd.gov/Public/ConfirmUser?t=1GoHmsrkxnQKE3TgrV1JbWSkrWR0lBWU%252B1DfZ70pNIl%253D

If you didn't submit this request, ignore this email.

If you have any issues please contact us:
E-mail: aer@aqmd.gov
AER Hotline: 909-396-3660

- **Above is a sample of an email with confirmation link which will stay valid for 72 hours**

- **Upon confirmation, the tool will:**
  1. **Activate the registration,**
  2. **Log user in, and**
  3. **Take user to "Access Facility" screen (Slide #48).**

Forgot Password?

Reset Password

Valid email address is needed for inquiries.

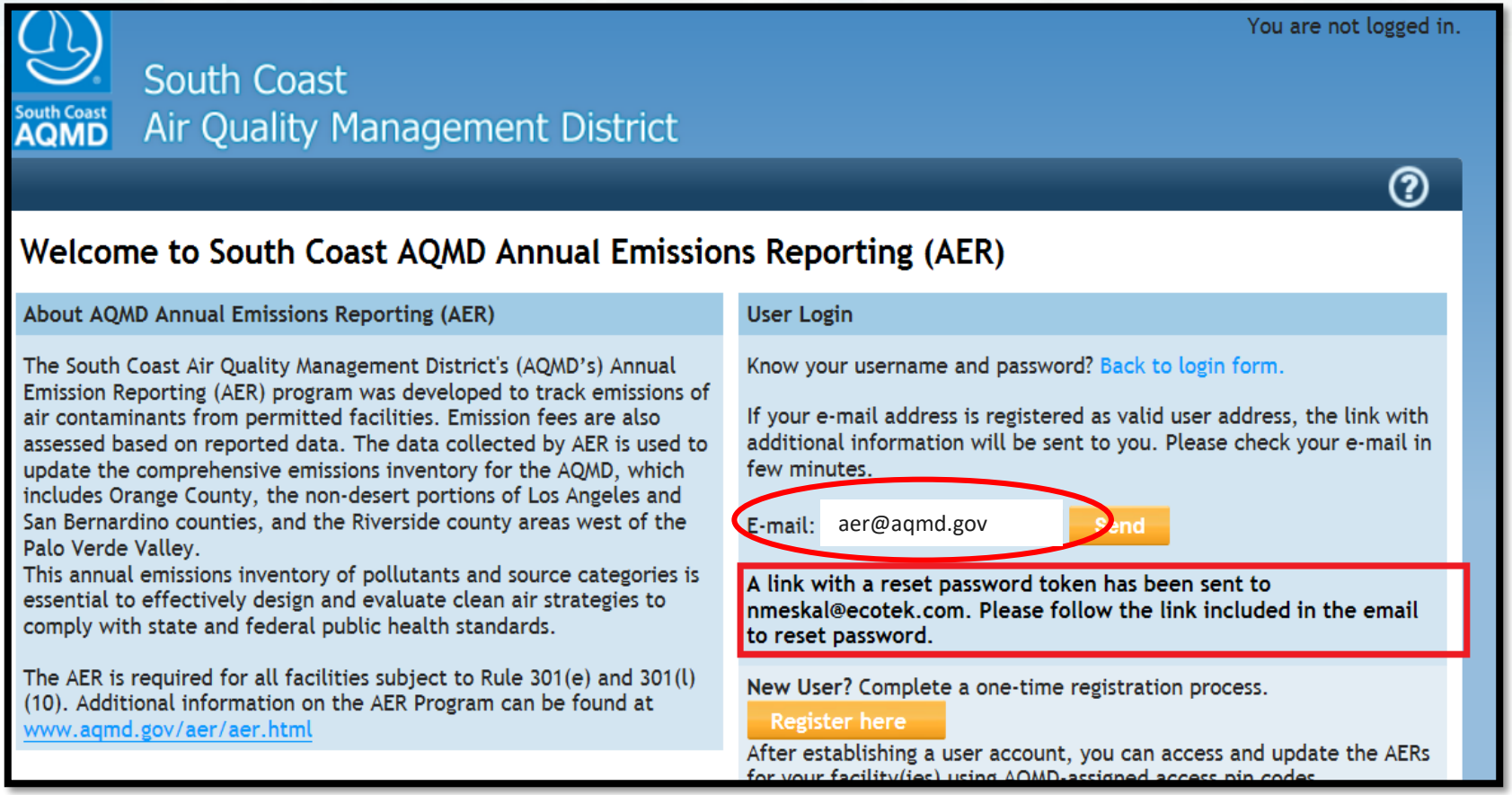

Reset Password (continued)

It is critical to use a valid email address for effective communication.

South Coast AQMD

South Coast
Air Quality Management District

Welcome to South Coast AQMD Annual Emissions Reporting (AER)

About AQMD Annual Emissions Reporting (AER)

The South Coast Air Quality Management District's (AQMD's) Annual Emission Reporting (AER) program was developed to track emissions of air contaminants from permitted facilities. Emission fees are also assessed based on reported data. The data collected by AER is used to update the comprehensive emissions inventory for the AQMD, which includes Orange County, the non-desert portions of Los Angeles and San Bernardino counties, and the Riverside county areas west of the Palo Verde Valley.
This annual emissions inventory of pollutants and source categories is essential to effectively design and evaluate clean air strategies to comply with state and federal public health standards.

The AER is required for all facilities subject to Rule 301(e) and 301(l)(10). Additional information on the AER Program can be found at www.aqmd.gov/aer/aer.html

User Login

Know your username and password? Back to login form.

If your e-mail address is registered as valid user address, the link with additional information will be sent to you. Please check your e-mail in few minutes.

E-mail: aer@aqmd.gov Send

No record of this email has been found, please register as a user.

New User? Complete a one-time registration process.

Register here

After establishing a user account, you can access and update the AERs for your facility(ies) using AQMD-assigned access pin codes.

Notice

Reset Password (continued)

Here is a sample of email with link to reset password. NOTE that the registered Username is also included in the email.

AER web site retrieve password token

aer@aqmd.gov

Sent: Fri 3/14/2014 9:18 AM

To: aer@aqmd.gov

A password reset was requested for account with username: **AER Staff**
If you didn't submit this request, ignore this email.
Your password can be reset by visiting http://aerreportingtoolpro.aqmd.gov/Public/ResetPassword?t=JC3Vi1S60dtLhLa8yJDNaQbPTZhVknUVtyq%252FzvzOBwzhpVM58%252Bkn6E%252FeM4XEFZ%252B%252B

If you have any issues please contact us:
E-mail: aer@aqmd.gov
AER Hotline: 909-396-3660

Reset Password (continued)

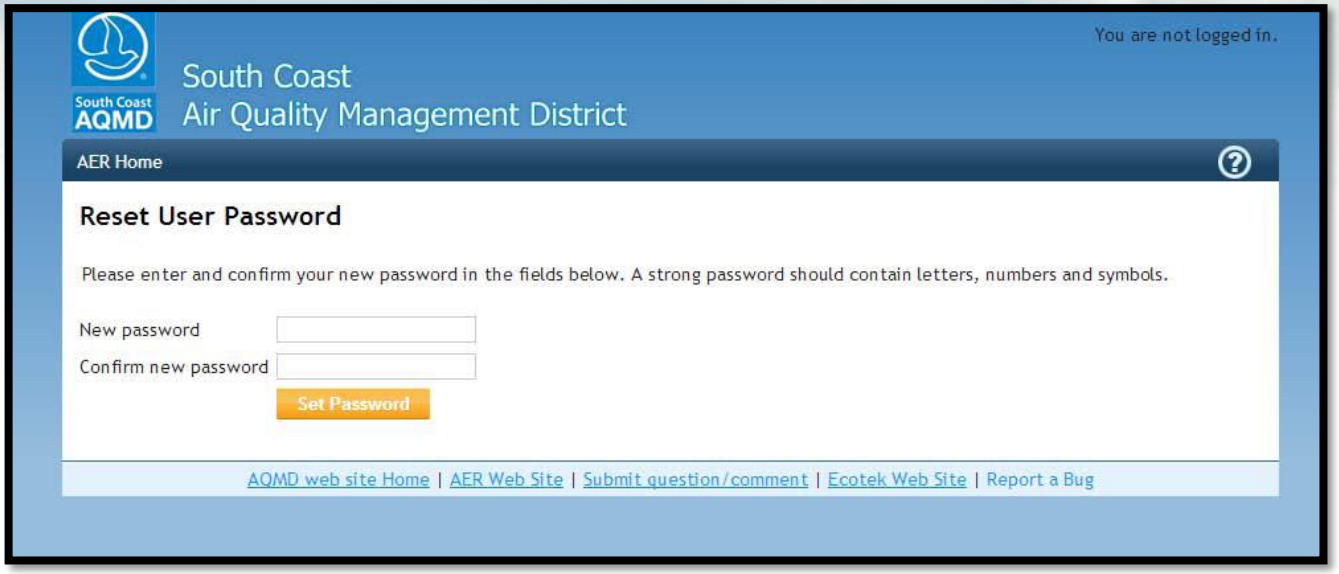

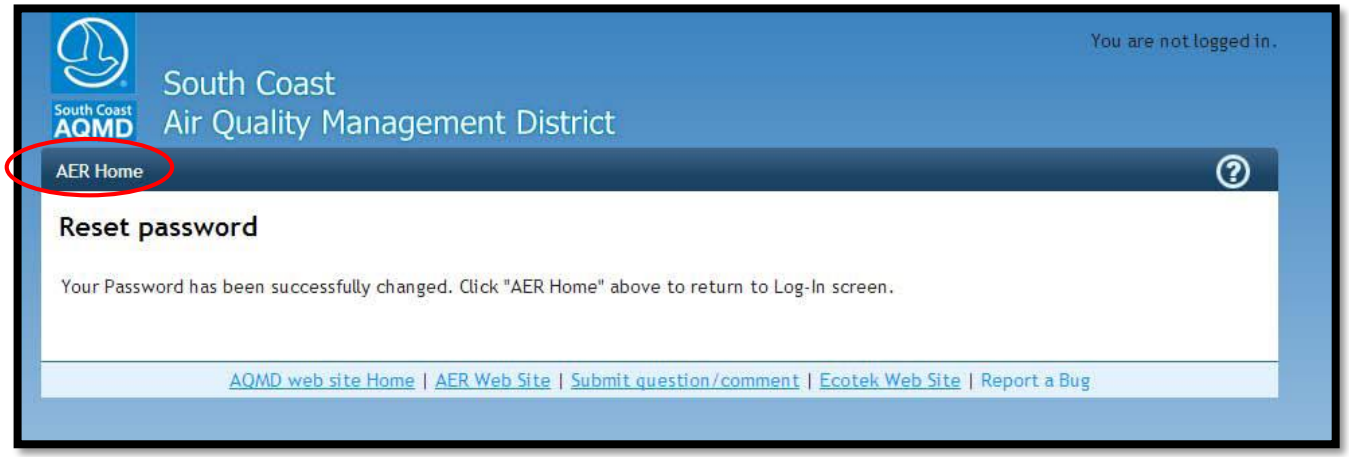

Screens for setting Password. User can return to Login screen via "AER Home" link.

Access Facility

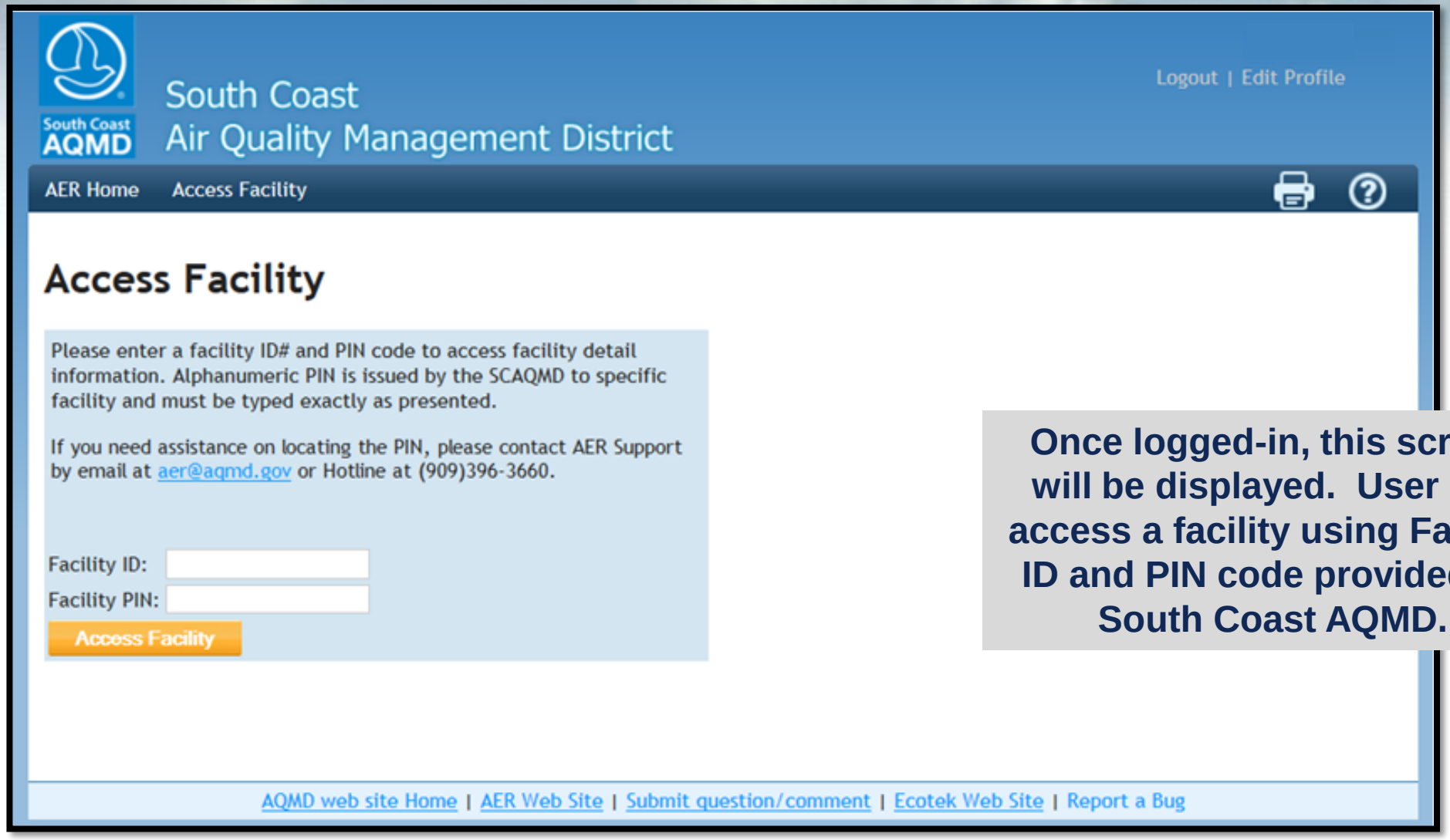

Once logged-in, this screen will be displayed. User can access a facility using Facility ID and PIN code provided by South Coast AQMD.

Select Reporting Year

Click Open to access selected facility and start the reporting process.

South Coast AQMD

South Coast
Air Quality Management District

Logout | Edit Profile

AER Home | Access Facility | Facility Home

Select Reporting Year

You have successfully logged on to facility ID 999921

Facility Information

Facility ID: 999921
Facility name: ABC
Address: 123 1st
City: LOS ANGELES
ZIP: 90063

Please select a reporting year from the list below (by clicking on the "OPEN" button for desired reporting year) in order to begin using the AER Program.

If you do not see the reporting period you want to work on, please contact AQMD AER Hotline at 909-396-3660 or aer@aqmd.gov

Year	Status	Deadline	Submittal Date	
2012	WorkInProgress	3/5/2013		Open...
2013	WorkInProgress	3/4/2014		Open...
2014	Submitted	6/4/2015	5/22/2015	Open...
2015	Available	3/1/2016		Open...
2016	Available	3/2/2017		Open...
2017	WorkInProgress	3/16/2018		Open...

Access Different Facility

Please enter a facility ID# and PIN code to access facility detail information. Alphanumeric PIN is issued by the SCAQMD to specific facility and must be typed exactly as presented.

If you need assistance on locating the PIN, please contact AER Support by email at aer@aqmd.gov or Hotline at (909)396-3660.

Facility ID:
Facility PIN:
Access Facility

AQMD web site Home | AER Web Site | Submit question/comment | Ecotek Web Site | Report a Bug

Facility Home Page

Click on Import Last Year button to start the import process

South Coast AQMD

South Coast
Air Quality Management District

Logout | Edit Profile

AER Home | Access Facility | Facility Home

Facility ID: 999921 · ABC · **Reporting period: 2017**

Facility ID: 999921

- Facility Information
- Build Reporting Structure
  - Combustion Fuels
  - Emission Sources (ES)
- Report Process/Emissions
- Summaries
- Data Validation
- Print Facility Report
- Excel Reports
- Report Submission

This is the Facility Home Page which specifies the main elements of the AER Program. For detail Instructions please click on Help Icon. The main AER elements are accessible on menu on the left, and on this page by clicking on Section name below.

Click here to Import Last Year information

STEP 1) Facility Information OPEN

This section contains your facility's general information such as business classification, business location, operating schedule and contact information. You can also inform AQMD about your business operating status changes. Start Here

STEP 2) Build Reporting Structure OPEN

This section is for specifying combustion fuels used in your facility as well as identifying and/or adding emission sources for your facility to the pre-loaded facility permit profile.

STEP 3) Report Process / Emissions OPEN

This section contains worksheets for reporting your processes, throughput (usage of materials/fuels), emission factors, and other activity data, and calculating emissions for all emissions sources identified in "Set-up Reporting Structure".

STEP 4) Summaries OPEN

This section allows you to review the resulting emissions from your facility's permitted and non-permitted emission sources. This section also includes detailed report on all fees and amount due.

AQMD web site Home | AER Web Site | Submit question/comment | Ecotek Web Site | Report a Bug

Importing Data From Previous Year

Click on Import Last Year button to start the import process, then click the Yes button to continue

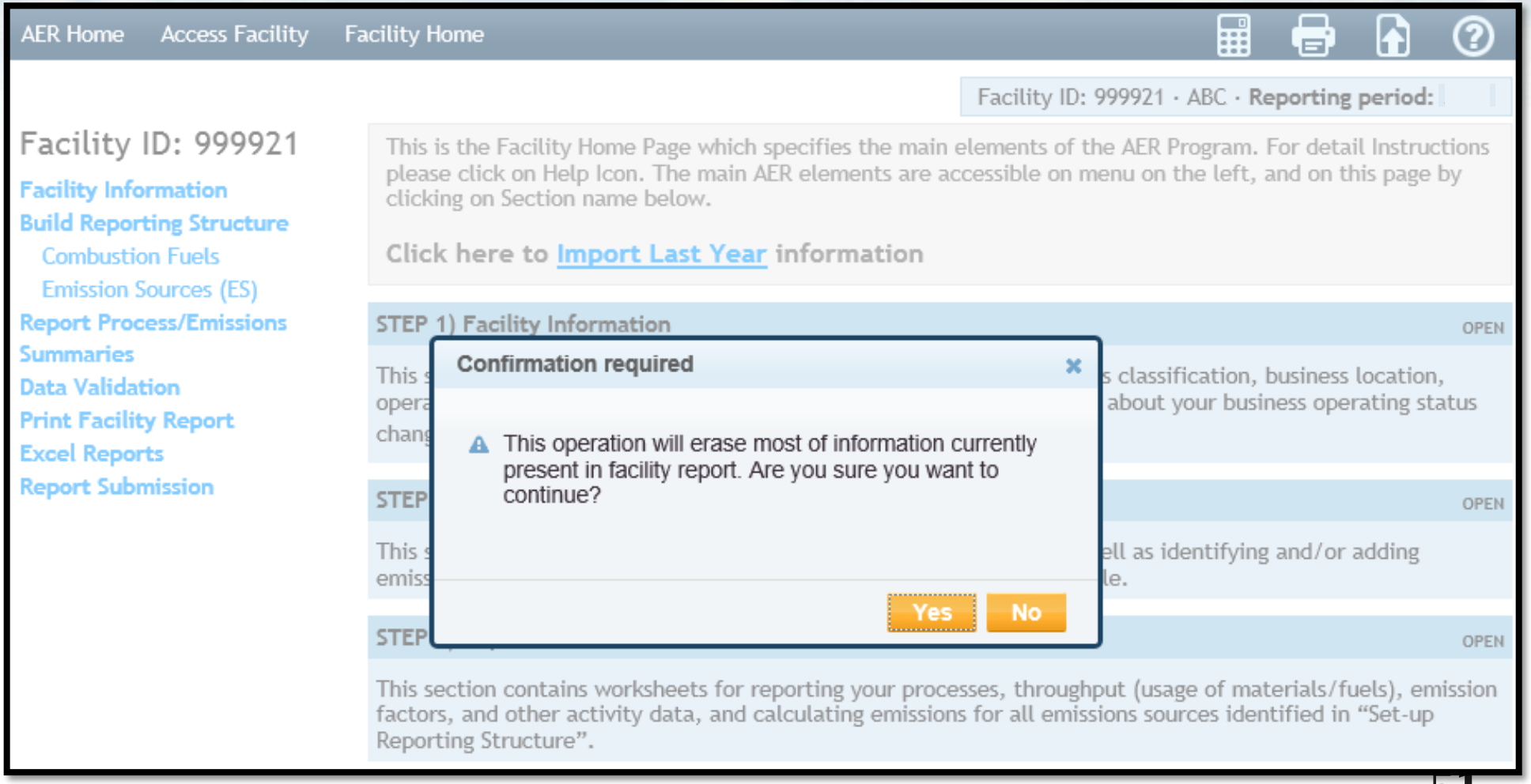

Importing Data From Previous Year

Facility ID: 999921

- Facility Information
- Build Reporting Structure
  - Combustion Fuels
  - Emission Sources (ES)
- Report Process/Emissions
- Summaries
- Data Validation
- Print Facility Report
- Excel Reports
- Report Submission

This is the Facility Home Page which specifies the main elements of the AER Program. For detail Instructions please click on Help Icon. The main AER elements are accessible on menu on the left, and on this page by clicking on Section name below.

Click here to Import Last Year information

```
Import Last Year - results

Level | Message
------|-------------------------------------------------------------------
    3 | Importing from year 2017 into year 2018
    3 | Imported emission source: ES1
    3 | Imported emission source: ES2
    3 | Imported emission source: ES3
    3 | Imported emission source: ES4
    3 | Imported emission source: ES5
    3 | Imported emission source: ES6
    3 | Imported emission source: ES7
    3 | Imported emission source: ES8
    3 | Imported emission source: ES9
    3 | Imported emission source: ES10
    3 | Imported emission source: ES11
    3 | Imported emission source: ES12
    3 | Imported emission source: ES13
    3 | Imported emission source: ES14
    3 | Imported emission source: ES15
    3 | Imported emission source: ES16
    3 | Imported emission source: ES17
    3 | Imported emission source: ES18
    3 | Imported emission source: ES19
    3 | Imported emission source: ES20
    3 | Imported emission source: ES21
    3 | Imported emission source: ES22
    3 | Imported emission source: ES23
    3 | Imported emission source: ES24
    3 | Imported emission source: ES25
    3 | Imported emission source: ES26
    3 | Imported emission source: ES27
    3 | Imported emission source: ES28
    3 | Imported emission source: ES29
    3 | Imported emission source: ES30
    3 | Imported emission source: ES31
    3 | Imported emission source: ES32
    3 | Imported emission source: ES33
    3 | Imported emission source: ES34
    3 | Imported emission source: ES35
    3 | Imported emission source: ES36
```

STEP 1) Facility Information OPEN

Facility Home Page

Click on Start Here button to start reporting

Facility General Information

Facility ID: 999121 · ABC Tracking Company · **Reporting period: 2018**

Facility ID: 999121

- **Facility Information**
  - General
  - Address
  - Other Information
  - Contacts
  - Operating Schedule
  - AB2588 Facility Info
  - Status Update
- Build Reporting Structure
  - Combustion Fuels
  - Emission Sources (ES)
- Report Process/Emissions
- Summaries
- Data Validation
- Print Facility Report
- Excel Reports
- Report Submission

Facility Information

This section contains your facility's general information such as business classification, business location, operating schedule and contact information. You can also inform AQMD about your business operating status changes, such as location address change, provide status update, or request an exemption from future emission reports.

General Facility Info

Facility ID	999121
Reporting Year	2018
RECLAIM	☑
RECLAIM Designation	R2N
Title V	☐
AB2588	☑
- AB2588 Phase	3
- AB2588 Reporting Year	☑
AER	☑
AB617	☐
- MRR	☐ Mandatory Reporting Regulation
- Over 250 tons/yr (pte)	☐ Over 250 tons/yr (pte) non-attainment pollutants or precursors
- High Priority	☐ Facilities categorized as high priority for toxics
- Other	☐ Other Facilities
County	ORANGE
Air Basin	SOUTH COAST
Latitude	
Longitude	

Address

Equipment Location

Facility Name	ABC Tracking Company
Street #	321
Direction	S
Street Name	Mount Pass
Suffix	RD
Suite	
City	City One
State	CA
ZIP	92708 -

Mailing

Facility General Information (continued)

Facility ID: 999921

- **Facility Information**
  - General
  - Address
  - Other Information
  - Contacts
  - Operating Schedule
  - GHG Additional Info
  - Status Update
- **Build Reporting Structure**
  - Combustion Fuels
  - Emission Sources (ES)
- **Report Process/Emissions**
- **Summaries**
- **Data Validation**
- **Print Facility Report**
- **Excel Reports**
- **Report Submission**

City	LOS ANGELES
State	CA
ZIP	90063 - 2597

Mailing

☑ Same as Equipment Location

Other Information

NAICS	811420
Proposed NAICS for Next Year	NAICS
SIC	3479
Proposed SIC for Next Year	SICS
Brief Description of Operation	
Industry Type	Amusement Parks *
Facility Operating Status	Operating *

☑ Check here to include GHG

ARB GHG ID	
EPA GHG ID	

☐ Check here if your facility produces electricity

☐ Check here to report fugitive emissions subject to Rule 1173 and/or 1176.

☐ Check here for Small Business as defined in Rule 102.

☐ Check this box to report non-routine emissions such as Upsets, Break-down, Spills, Start-up, Shut-down, and Turn-around.

Contacts

Main Contact

First Name	John *
Last Name	Smith *
Title	VP

Facility General Information (continued)

Facility Information
- General
- Address
- Other Information
- Contacts
- Operating Schedule
- GHG Additional Info
- Status Update

Build Reporting Structure
- Combustion Fuels
- Emission Sources (ES)

Report Process/Emissions
Summaries
Data Validation
Print Facility Report
Excel Reports
Report Submission

☑ Check here to include GHG

ARB GHG ID	
EPA GHG ID	

☐ Check here if your facility produces electricity
☐ Check here to report fugitive emissions subject to Rule 1173 and/or 1176.
☐ Check here for Small Business as defined in Rule 102.
☐ Check this box to report non-routine emissions such as Upsets, Break-down, Spills, Start-up, Shut-down, and Turn-around.

Contacts

Main Contact

First Name	John *
Last Name	Smith *
Title	VP
Telephone #	(111) 111-1111 * Ext. 11
Fax #	(111) 111-1112
Email	111@abc.com *

Preparer
☑ Same as Main Contact

Authorized Facility Representative
☑ Same as Main Contact

Operating Schedule

Average Hours Per Day	8 *
Average Days Per Week	5 *
Average Weeks Per Year	52 *

Additional GHG Information

No additional information is required.

Save updated information

You must click the following button if changes in this form should be saved.

Save Next

AQMD web site Home | AER Web Site | Submit question/comment | Ecotek Web Site | Report a Bug

Click on Save, then Next button to continue until completed all *sections* of "Facility Information" including "Status Update"

Facility General Information (continued)

South Coast AQMD Air Quality Management District

AER Home | Access Facility | Facility Home

Facility ID: 999921 · ABC · **Reporting period:**

Facility ID: 999921

- Facility Information
  - General
  - Address
  - Other Information
  - Contacts
  - Operating Schedule
  - Status Update
- Build Reporting Structure
  - Combustion Fuels
  - Emission Sources (ES)
- Report Process/Emissions
- Summaries
- Data Validation
- Print Facility Report
- Excel Reports
- Report Submission

Form data is successfully saved.

Facility Information

Status Update

Facility ID	999921

☐ Facility Shutdown

☐ Change of Ownership

☐ Change in Equipment Location

☑ Emissions are zero for this year's report, or emissions reduced by 50%

Explanation	material substitution resulted in 50%

☐ Exemption Request

☐ Use of Alternative Calculation methodology

☐ Other

☑ Refund Request

Refund Amount	$ 1,500.00
Explanation	

Save updated information

You must click the following button if changes in this form should be saved.

Save | Next

Click on Save, then Next button on this page will take user to "Combustion Fuels" in "Build Reporting Structure"

Combustion Fuels

Build a data bank of all fuels combusted for the reporting year

South Coast AQMD

South Coast
Air Quality Management District

Logout | Edit Profile

AER Home | Access Facility | Facility Home

Facility ID: 999921 · ABC · **Reporting period:**

Facility ID: 999921

- Facility Information
- Build Reporting Structure
- Combustion Fuels
  - Emission Sources (ES)
- Report Process/Emissions
- Summaries
- Data Validation
- Print Facility Report
- Excel Reports
- Report Submission

Form data is successfully saved.

Combustion Fuels Specification

Specify all the combustion fuels (fuels being burned) used in your facility during the reporting year (do not include fuels used exclusively in vehicles).

Add New Fuel

Action	Fuel Name	HHV	Default	Comment	Data Source Name
Open	Distillate Fuel Oil No. 2	138.00	YES		
Open	Propane	91.00	YES		

Next

AQMD web site Home | AER Web Site | Submit question/comment | Ecotek Web Site | Report a Bug

Adding a Fuel Type

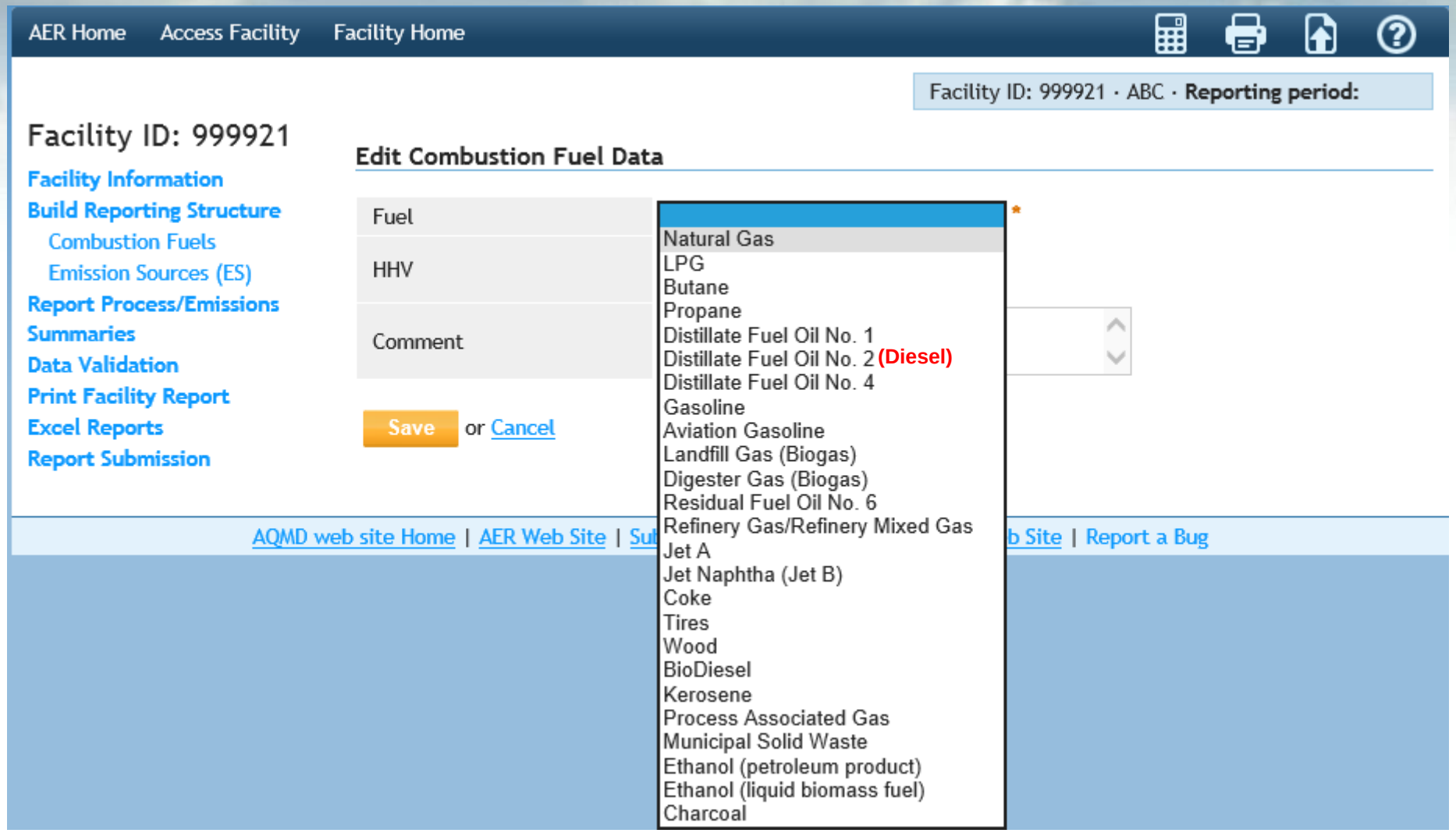

Emission Source (ES)

This screen displays a list of Application Numbers and Devices (if available from South Coast AQMD permitting database). Each device is assigned an ES ID.

AER Home | Access Facility | Facility Home

Facility ID: 999921 · ABC · **Reporting period:**

Facility ID: 999921

- Facility Information
- Build Reporting Structure
  - Combustion Fuels
  - Emission Sources (ES)
- Report Process/Emissions
- Summaries
- Data Validation
- Print Facility Report
- Excel Reports
- Report Submission

Build Reporting Structure

Emission Sources (ES) Classification

This section contains facility permit profile. Please make sure that every device has a specified Emission Source (ES). New emission sources can also be added.

Storage Tank Emissions Batch File Import - Click here for more instructions.

Displaying 36 emission sources. You can use filter to narrow down selection.

A/N | Permit NO
AER Device ID | Permit Device ID

Search Emission Sources

Add New Emission Source

Search: | Print Preview

Action	A/N	Permit NO	Permit Device ID	Permit Equipment Description	AER Device ID	ES Name	ES Group Name	Source Category	Has Emissions	Equipment	ES Status	Process Reference
Open	537024	G123	D22	TANK CHROME PLATING HEXAVALENT	ES36							
Open	309722	D94972	D21	TANKS, NICKEL PLATING LINE	ES35							
Open	398164	F65902	D20	HEATER/FURNACE (5-20 MMBTU/HR) NAT GAS	ES34							
Open	312183	D96650	D19	BOILER (5-20 MMBTU/HR) NAT GAS ONLY	ES33							

Emission Source (ES) (continued)

South Coast AQMD

South Coast
Air Quality Management District

Logout | Edit Profile

AER Home | Access Facility | Facility Home

Facility ID: 999921 · ABC · **Reporting period:**

Facility ID: 999921

- Facility Information
- Build Reporting Structure
  - Combustion Fuels
  - Emission Sources (ES)
- Report Process/Emissions
- Summaries
- Data Validation
- Print Facility Report
- Excel Reports
- Report Submission

Edit Emission Source

Providing correct information and proper selection categories would help to classify emission s

Permitted	☑
Uploaded	☑
A/N	312183
Permit No	D96650
Permit Device ID	D19
Permit Equipment Description	BOILER (5-20 MMBTU/HR) NAT GAS ONLY
AER Device ID	ES33
ES Name	
Operating ES Status	Normal Operation *
Comment	
Emission Source Category	External Combustion Categorize Emission Source *
Design Capacity	0

Save or Save and return to List of Emission Sources or
Save and proceed to Process Reporting or Cancel
Optional: Save and Mark as Completed

Provide a Name for the ES. Then select "ES Status" to specify the operating status. Click on Categorize Emission Source
(See Next Slide)

Emission Source (ES) (continued)

Categorize Emission Source

Permitted	A/N	Permit No	Permit Device ID	Permit Equipment Description	AER Device ID	ES Name
Yes	312183	D96650	D19	BOILER (5-20 MMBTU/HR) NAT GAS ONLY	ES33 (ESG model)	Boiler #2

1. External Combustion Equipment (e.g., boiler, dryer, oven, furnace, heater, afterburner, flare, kiln or incinerator) click here to select one the following Equipment:
2. Internal Combustion Equipment (e.g., internal combustion engine (excluding vehicles), turbine or micro turbine) click here to select one of the following Equipment:
3. Spray Coating/Spray Booth (e.g., coatings, solvents, adhesives, etc.) click here to select one of the following Equipment:
4. Other Use of Organics (e.g., coatings, solvents, inks, adhesives, etc.) except in Spray Coating/Spray Booth, click here to select one of the following Equipment:
5. Liquid Storage Tank (e.g. Underground, Aboveground, Small Tanks, Dispensing Systems) click here to select one of the following Equipment:
6. Fugitive Components (Emission Leaks from Process Components per Rule 462, 1173 and 1176), click here to select all applicable Equipment:
7. Other Processes (does not fit in any of the groups mentioned above), click click here to mark "Other Process Equipment":

Save Cancel

Emission Source (ES) (continued)

South Coast AQMD

South Coast
Air Quality Management District

Logout | Edit Profile

AER Home | Access Facility | Facility Home

Facility ID: 999921 · ABC · Reporting p

Categorize Emission Source

Permitted	A/N	Permit No	Permit Device ID	Permit Equipment Description	AER Device ID
Yes	312183	D96650	D19	BOILER (5-20 MMBTU/HR) NAT GAS ONLY	ES33 (ESG model)

1. External Combustion Equipment (e.g., boiler, dryer, oven, furnace, heater, afterburner, flare, kiln or incinerator) click here to
the following Equipment:

- [x] Boiler <10 MMBTU/HR
- [ ] Boiler 10-100 MMBTU/HR
- [ ] Boiler >100 MMBTU/HR
- [ ] Oven <10 MMBTU/HR
- [ ] Oven 10-100 MMBTU/HR
- [ ] Oven >100 MMBTU/HR
- [ ] Dryer <10 MMBTU/HR
- [ ] Dryer 10-100 MMBTU/HR
- [ ] Dryer >100 MMBTU/HR
- [ ] Furnace <10 MMBTU/HR
- [ ] Furnace 10-100 MMBTU/HR
- [ ] Furnace >100 MMBTU/HR
- [ ] Heater <10 MMBTU/HR
- [ ] Heater 10-100 MMBTU/HR
- [ ] Heater >100 MMBTU/HR
- [ ] Space/Water heater - not related to a process <10 MMBTU/HR
- [ ] Afterburner <10 MMBTU/HR
- [ ] Afterburner 10-100 MMBTU/HR
- [ ] Afterburner >100 MMBTU/HR
- [ ] Kilns
- [ ] Incinerator
- [ ] Flare

If this combustions source (device) also results in Process Emissions in addition to combustion emissions make sure to mark "Other Process Emissions" check box in question 7.

Save | Cancel

For each ES, select the applicable equipment type and then Save

Emission Source (ES) (continued)

AER Home | Access Facility | Facility Home

Facility ID: 999921 · ABC · **Reporting period:**

Facility ID: 999921

- Facility Information
- Build Reporting Structure
  - Combustion Fuels
  - Emission Sources (ES)
- Report Process/Emissions
- Summaries
- Data Validation
- Print Facility Report
- Excel Reports
- Report Submission

Edit Emission Source

Providing correct information and proper selection categories would help to classify emission source.

Permitted	☑
Uploaded	☑
A/N	312183
Permit No	D96650
Permit Device ID	D19
Permit Equipment Description	BOILER (5-20 MMBTU/HR) NAT GAS ONLY
AER Device ID	ES33
ES Name	
Operating ES Status	Normal Operation *
Comment	
Emission Source Category	External Combustion Categorize Emission Source *
Design Capacity	0

Save or Save and return to List of Emission Sources or
Save and proceed to Process Reporting or Cancel
Optional: Save and Mark as Completed

Select to define all Emission Sources prior to reporting emissions (Navigation path #1). Click on Save and Return to List of Emission Sources

Emission Source (ES) (continued)

AER Home | Access Facility | Facility Home

Facility ID: 999921 · ABC · **Reporting period:**

Facility ID: 999921

- Facility Information
- Build Reporting Structure
  - Combustion Fuels
  - Emission Sources (ES)
- Report Process/Emissions
- Summaries
- Data Validation
- Print Facility Report
- Excel Reports
- Report Submission

Edit Emission Source

Providing correct information and proper selection categories would help to classify emission source.

Permitted	☑
Uploaded	☑
A/N	312183
Permit No	D96650
Permit Device ID	D19
Permit Equipment Description	BOILER (5-20 MMBTU/HR) NAT GAS ONLY
AER Device ID	ES33
ES Name	
Operating ES Status	Normal Operation *
Comment	
Emission Source Category	External Combustion Categorize Emission Source *
Design Capacity	0

Save or Save and return to List of Emission Sources or

Save and proceed to Process Reporting or Cancel

Optional: Save and Mark as Completed

Select to report your process emissions immediately after defining each ES (Navigation path #2). Click on Save and Proceed to Process Reporting

Access Emissions Worksheets

Click on "Report Process/Emissions" to see a list of all worksheets that were assigned based on information provided on Emission Sources section

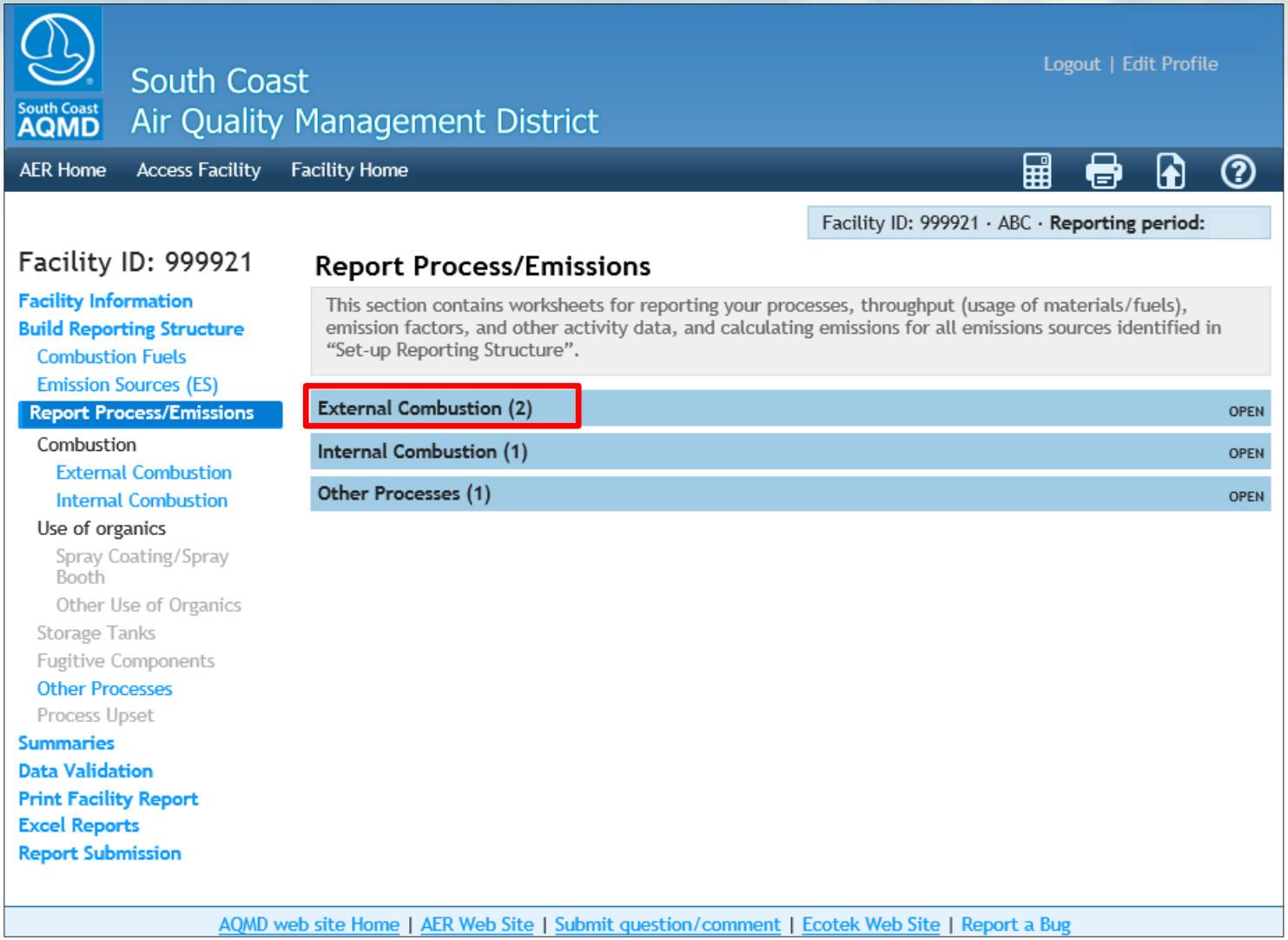

Internal Combustion Process List

By clicking on each worksheet name, a list of all processes for the worksheet will be displayed.

South Coast AQMD

South Coast
Air Quality Management District

Logout | Edit Profile

AER Home | Access Facility | Facility Home

Facility ID: 999921 · ABC · **Reporting period:** 1... ..

Facility ID: 999921

- Facility Information
- Build Reporting Structure
  - Combustion Fuels
  - Emission Sources (ES)
- Report Process/Emissions
  - Combustion
    - External Combustion
    - Internal Combustion
  - Use of organics
    - Spray Coating/Spray Booth
    - Other Use of Organics
  - Storage Tanks
  - Fugitive Components
  - Other Processes
  - Process Upset
- Summaries
- Data Validation

External Combustion

Please provide specific information for every process associated with your external combustion Emission Sources including usage, emission factor and control efficiency (if any). **You must select Fuel and throughput units before reporting emissions.** Detail instructions are available by clicking on Help icon in the tool bar.

External Combustion Process List Overview

Add New | Print Preview

	AER Device ID	Permit Device ID	A/N	Process ID	Status	Equipment	Fuel
Open	ES34	D20	398164	P1	Work in Progress	Boiler <10 MMBTU/HR	Propane
Open	ES33	D19	312183	P1	Work in Progress	Boiler 10-100 MMBTU/HR	Natural Gas

Search:

Process Reference Window

South Coast AQMD

South Coast
Air Quality Management District

test
Logout | Edit Profile

AER Home | Access Facility | Facility Home

Facility ID: 999921 · ABC · Reporting period:

Facility ID: 999921

Facility Information
Build Reporting Structure

Build Reporting Structure

Emission Sources (ES) Classification

Process References

A/N	Permit No	Permit Device ID	Permit Device Description	AER Device ID	ES Name	ES Group Name	Source Category	Emissions?	Equipment	ES Status
312183	D96650	D19	BOILER (5-20 MMBTU/HR) NAT GAS ONLY	ES33			External Combustion	Y	Boiler 10-100 MMBTU/HR	Work in progress

	Process ID	Source Group	Process/Material/Fuel Name	Status	Operation Type
Open	P1	External Combustion		Work in progress	routine

Add Process/Material/Fuel

OK

Worksheet Main Sections

AER Home | Access Facility | Facility Home

Facility ID: 999921 · ABC · **Reporting period:**

Facility ID: 999921

- Facility Information
- Build Reporting Structure
  - Combustion Fuels
  - Emission Sources (ES)
- Report Process/Emissions
  - Combustion
    - External Combustion
    - Internal Combustion
  - Use of organics
    - Spray Coating/Spray Booth
    - Other Use of Organics
  - Storage Tanks
  - Fugitive Components
  - Other Processes
  - Process Upset
- Summaries
- Data Validation
- Print Facility Report
- Excel Reports
- Report Submission

External Combustion

Please provide specific information for every process associated with your external combustion Emis Sources including usage, emission factor and control efficiency (if any). **You must select Fuel and throughput units before reporting emissions.** Detail instructions are available by clicking on Help i the tool bar.

Step 1: Process

Optional: Mark as Completed

	AER Device ID	Permit Device ID	A/N	Process ID	Rule #	Equipment	
Open	ES33	D19	312183	P1	1146	Boiler 10-100 MMBTU/HR	Nat

Click here to delete this

Step 2: Throughput

	Annual Throughput	Criteria/Toxic Throughput	GHG Throughput
Open	9,750,000.00000000 therms	928.200000 mmscf	928,200,000.00 s

Step 3: Criteria Emissions (lbs)

Use Default Emission Factors if avai

	Pollutant	EF	Unit	EF Data Source	Emissior
Open	VOC	5.50000e+0	lbs / mmscf	AQMD default	5.10
Open	NOx	1.00000e+2	lbs / mmscf	AQMD default	9.28
Open	SOx	6.00000e-1	lbs / mmscf	AQMD default	5.56720e+2
Open	CO	8.40000e+1	lbs / mmscf	AQMD default	7.79688e+4
Open	PM	7.60000e+0	lbs / mmscf	AQMD default	7.05432e+3

Step 1) Process Info: Click Open to complete

Step 2) Throughput Info: Click Open to complete

Step 3) Suggest Default Factors will assign criteria and GHG defaults (if available)

Process Information

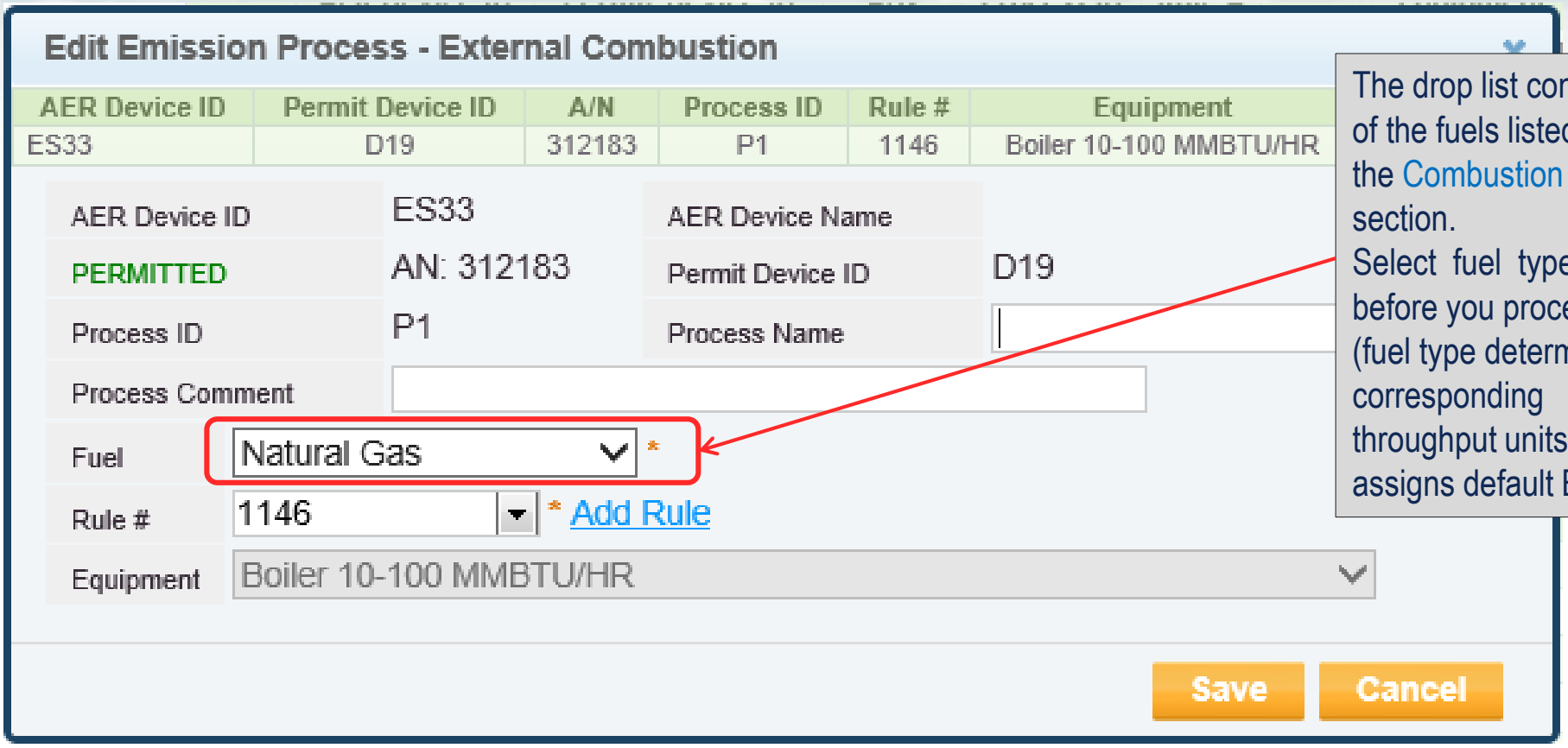

The drop list consists of the fuels listed in the Combustion Fuels section.
Select fuel type before you proceed (fuel type determines corresponding throughput units and assigns default EFs).

Throughput

Based on fuels selected, different options for throughput units will be offered:

Edit Throughput Information - External Combustion

AER Device ID	Permit Device ID	A/N	Process ID	Rule #	Equipment	Fuel
ES33	D19	312183	P1	1146	Boiler 10-100 MMBTU/HR	Natural Gas

Annual Throughput	Criteria/Toxic Throughput	GHG Throughput
9,750,000.00000000 therms	928.200000 mmscf	928,200,000.00 scf

Fuel Usage (Annual Throughput): 9,750,000.00000000 * therms *

Throughput Type: Input *

Fuel Usage Comment: Optional Comment

Save Cancel

Enter throughput and units, then save.

Application will automatically convert throughput to units needed to calculate criteria and GHG emissions.

Step 2: Throughput

	Annual Throughput	Criteria/Toxic Throughput	GHG Throughput
Open	9,750,000.00000000 therms	928.200000 mmscf	928,200,000.00 scf

Using Default EF

- Combustion
  - External Combustion
  - Internal Combustion
- Use of organics
  - Spray Coating/Spray Booth
  - Other Use of Organics
- Storage Tanks
- Fugitive Components
- Other Processes
- Process Upset
- Summaries
- Data Validation
- Print Facility Report
- Excel Reports
- Report Submission

Step 1: Process

Optional: Mark as Completed

	AER Device ID	Permit Device ID	A/N	Process ID	Rule #	Equipment	Fuel
Open	ES1	D1	123456	P1	474	Boiler <10 MMBTU/HR	Natural Gas

Click here to delete this process.

Step 2: Throughput

	Annual Throughput	Criteria/Toxic Throughput	GHG Throughput
Open	therms		

Step 3: Criteria Emissions (lbs)

Use Default Emission Factors if available.

	Pollutant	EF	Unit	EF Data Source	Emissions
Open	VOC	5.500000	lbs /	AQMD default	
Open	NOx	100.000000	lbs /	AQMD default	
Open	SOx	0.600000	lbs /	AQMD default	
Open	CO	84.000000	lbs /	AQMD default	
Open	PM	7.600000	lbs /	AQMD default	

Step 4: Toxic (TAC/ODC) Emissions (lbs)

	TAC/ODC Group	CAS #	EF	Unit	EF Data Source	Emissions
Open	Benzene	71432	8.00000e-3	lbs /	AQMD default	
Open	Formaldehyde	50000	1.70000e-2	lbs /	AQMD default	
Open	PAHs [PAH, POM]	1151	1.00000e-4	lbs /	AQMD default	
Open	PAHs [PAH, POM]	91203	3.00000e-4	lbs /	AQMD default	
Open	Ammonia	7664417	1.80000e+1	lbs /	AQMD default	

Add New

Specific EF

To enter specific EF, select pollutant, deselect Use Default, enter specific EF value and select Emissions Factor Data Source.

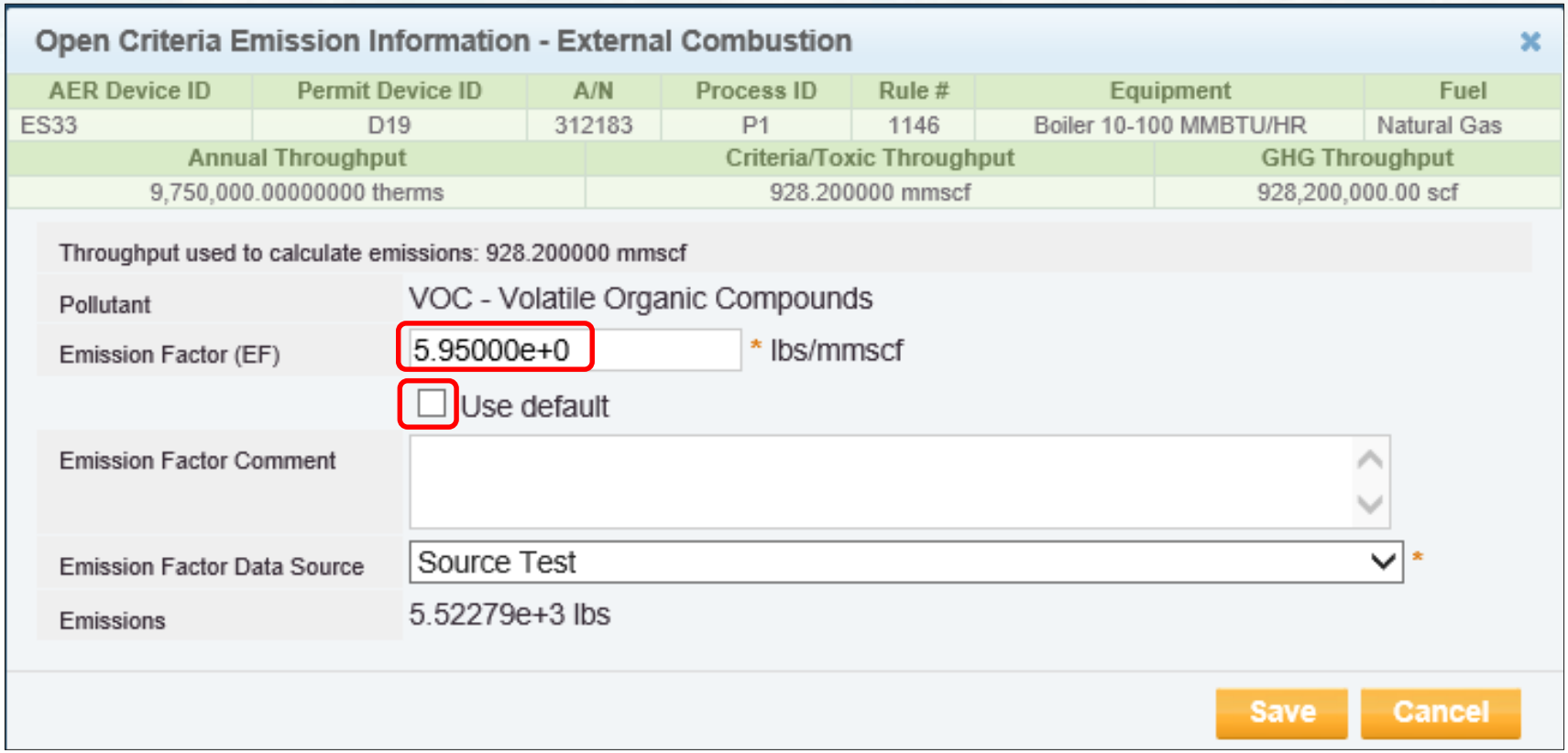

Open Criteria Emission Information - External Combustion

AER Device ID	Permit Device ID	A/N	Process ID	Rule #	Equipment	Fuel
ES33	D19	312183	P1	1146	Boiler 10-100 MMBTU/HR	Natural Gas

Annual Throughput	Criteria/Toxic Throughput	GHG Throughput
9,750,000.00000000 therms	928.200000 mmscf	928,200,000.00 scf

Throughput used to calculate emissions: 928.200000 mmscf

Pollutant: VOC - Volatile Organic Compounds

Emission Factor (EF): 5.95000e+0 * lbs/mmscf

☐ Use default

Emission Factor Comment:

Emission Factor Data Source: Source Test *

Emissions: 5.52279e+3 lbs

Save Cancel

Choose Different Worksheets

South Coast AQMD

South Coast
Air Quality Management District

Logout | Edit Profile

AER Home | Access Facility | Facility Home

Facility ID: 999921 · ABC · Reporting period:

Facility ID: 999921

- Facility Information
- Build Reporting Structure
  - Combustion Fuels
  - Emission Sources (ES)
- Report Process/Emissions
  - Combustion
    - External Combustion
    - Internal Combustion
  - Use of organics
    - Spray Coating/Spray Booth
    - Other Use of Organics
  - Storage Tanks
  - Fugitive Components
  - Other Processes
  - Process Upset
- Summaries
- Data Validation
- Print Facility Report
- Excel Reports
- Report Submission

Other Processes

This reporting screen is for reporting activity data for other processes used in your facility which were covered in previous reporting screens. Please provide specific information for every associated emissio source. **You must select Activity and throughput units before reporting emissions.** If the operation c such sources involves burning fuels, make sure emissions generated from burning fuels are reported separately. Combined emissions can also be reported here; however, it must be substantiated to avoid double reporting. Detailed instructions are available by clicking on Help icon in the tool bar.

Other Process Emissions Process List Overview

Add New

Print Preview

	AER Device ID	Permit Device ID	A/N	Process ID	Status	Activity	Throughput	Units
Open	ES34	D20	398164	P1	Work in Progress		0	

Search:

Select different worksheets from the left menu. To select process, click on Open.

General Worksheet Approach

Facility ID: 999921 · ABC · Reporting period:

Facility ID: 999921

- Facility Information
- Build Reporting Structure
  - Combustion Fuels
  - Emission Sources (ES)
- Report Process/Emissions
  - Combustion
    - External Combustion
    - Internal Combustion
  - Use of organics
    - Spray Coating/Spray Booth
    - Other Use of Organics
  - Storage Tanks
  - Fugitive Components
  - Other Processes
  - Process Upset
- Summaries
- Data Validation
- Print Facility Report
- Excel Reports
- Report Submission

Other Processes

This reporting screen is for reporting activity data for other processes used in your facility which were n covered in previous reporting screens. Please provide specific information for every associated emission source. **You must select Activity and throughput units before reporting emissions.** If the operation of such sources involves burning fuels, make sure emissions generated from burning fuels are reported separately. Combined emissions can also be reported here; however, it must be substantiated to avoid double reporting. Detailed instructions are available by clicking on Help icon in the tool bar.

Step 1: Process

Optional: Mark as Completed

	AER Device ID	Permit Device ID	A/N	Process ID	Rule #	Activi
Open	E34	D20	398164	P1		

Click here to delete this proc

Step 2: Throughput

	Annual Throughput
Open	

Step 3: Criteria Emissions (lbs)

	Pollutant	EF	Unit	Controlled EF	EF Data Source	Overall CE	Emissions

Add New

Step 4: Toxic (TAC/ODC) Emissions (lbs)

	TAC/ODC Group	CAS #	EF	Unit	Controlled EF	EF Data Source	Overall CE	Emission

Add New

Step 5: GHG Emissions (kilograms)

	Pollutant	EF	Unit	EF Data Source	EF Methodology	Emissions	Units	GWP	CO2e

Add New

Step 1) Process info: Click Open to complete

Step 2) Throughput info: Click Open to complete

Step 3) Emissions: Click Add New to select pollutant. For example select VOC for pollutant and enter data for VOC

General Worksheet Approach

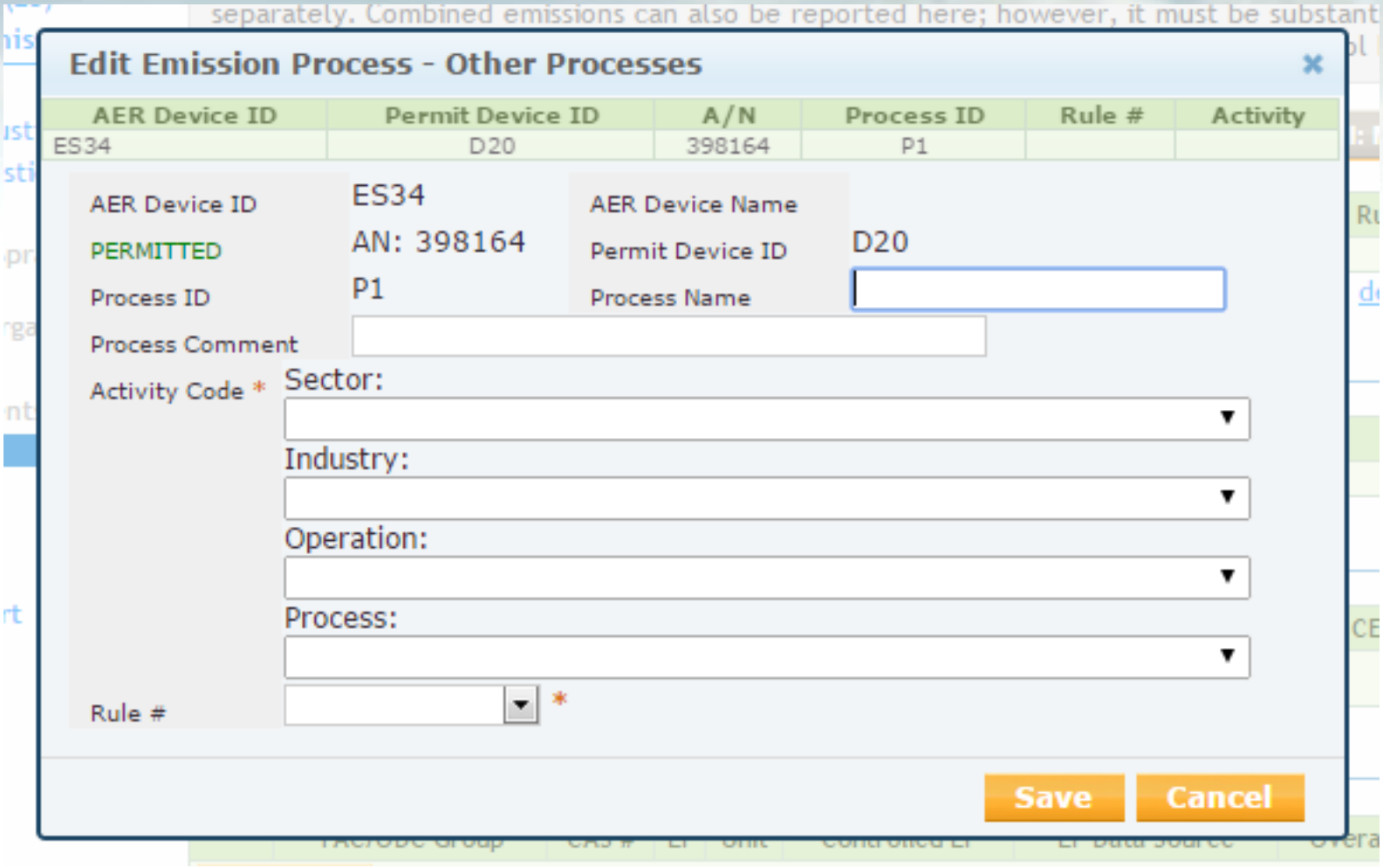

Entering VOC Data

Select pollutant, enter EF, Overall Control Efficiency (using decimal), if any, and source of data.

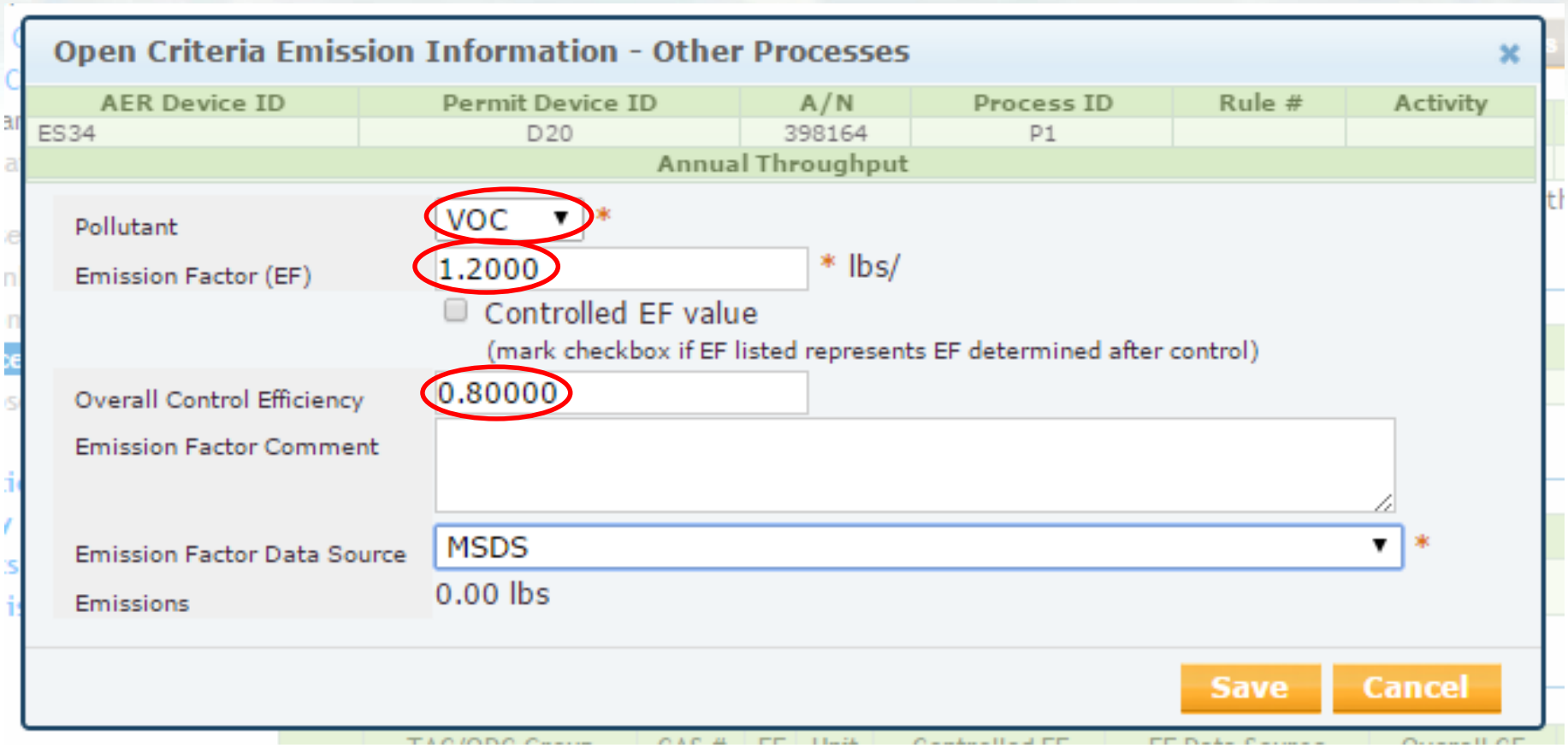

Summaries

Facility ID: 999921 · ABC · **Reporting period:**

Facility ID: 999921

- Facility Information
- Build Reporting Structure
  - Combustion Fuels
  - Emission Sources (ES)
- Report Process/Emissions
- Summaries
  - Criteria Pollutants
  - Toxic (TAC/ODC) Pollutants
  - Fees
- Data Validation
- Print Facility Report
- Excel Reports
- Report Submission

Criteria Pollutants Summary

Permitted Emissions Summary

	VOC (tons)	SPOG (tons)	NOx (tons)	NOx RECLAIM (tons)	SOx (tons)	SOx RECLAIM (tons)	CO (tons)	PM (tons)
External Combustion	0.20			9.70	3.48		2.42	0.21
Internal Combustion	0.56			6.96	0.00		1.51	0.50
Spray Coating/ Spray Booth								
Other Use of Organics								
Storage Tanks								
Fugitive Components								
Other Process Emissions								
Shutdown/ Startup/ Turnaround and Upsets								
Total Permitted Emissions	0.76	0.00	0.00	16.66	3.48	0.00	3.93	0.71

Non-Permitted Emissions Summary

	VOC (tons)	SPOG (tons)	NOx (tons)	NOx RECLAIM (tons)	SOx (tons)	SOx RECLAIM (tons)	CO (tons)	PM (tons)
External Combustion								
Internal Combustion								
Spray Coating/ Spray Booth								
Other Use of Organics								
Storage Tanks								
Fugitive Components								
Other Process Emissions								
Shutdown/ Startup/ Turnaround and Upsets								
Total Non-Permitted Emissions	0.00	0.00	0.00	0.00	0.00	0.00	0.00	0.00

Summaries (continued)

Facility ID: 999921

- Facility Information
- Build Reporting Structure
  - Combustion Fuels
  - Emission Sources (ES)
- Report Process/Emissions
- Summaries
  - Criteria Pollutants
  - Toxic (TAC/ODC) Pollutants
  - GHG Pollutants
  - Fees
- Data Validation
- Report Submission

TAC/ODC Pollutants Summary

Toxic Air Contaminants (TAC) / Ozone Depleting Compounds (ODC) Emissions and Fees Summary

TAC Group	TAC / ODC	Reference	Annual Emissions (lbs)	Emissions Subject to Fee (lbs)	Fee Rates ($/lbs)	Fee Due
32	Ammonia	Reference	2.436e+2	244	0.03	7.32
1	Asbestos					
2	Benzene	Reference	1.565e+1	16	1.97	31.52
3	Beryllium					
4	Butadiene [1,3]	Reference	1.826e+1	18	5.85	105.30
5	Cadmium	Reference	1.260e-1	0	5.85	0.00
6	Carbon tetrachloride					
7	Chlorinated dioxins and dibenzofurans					
8	1,4-Dioxane					
9	Ethylene dibromide {1,2-Dibromoethane}					
10	Ethylene dichloride {1,2-Dichloroethane}					
11	Ethylene oxide					
12	Formaldehyde	Reference	1.450e+2			
13	Chromium, hexavalent (and compounds)	Reference	8.400e-3			
14	Arsenic and Compounds (inorganic)	Reference	1.344e-1	0	5.85	0.00
15	Lead compounds (inorganic)	Reference	6.972e-1	1	1.97	1.97
16	Methylene chloride {Dichloromethane}					
17	Nickel	Reference	3.276e-1	0	3.88	0.00
18	Perchloroethylene {Tetrachloroethene}					
19	PAHs [PAH, POM]	Reference	4.696e+0	5	5.85	29.25
20	Trichloroethylene					
21	Vinyl chloride					
22	Fluorocarbons (chlorinated)					
	Methyl chloroform [1,1,1-					

References

	Reference	Process Type	Emissions (lbs)
ES13	P1	Internal Combustion	1.565e+1
ES33	P1	External Combustion	4.259e-4

OK

Prior to CY2019 toxic fee structure

Summaries (continued)

Facility Information
Build Reporting Structure
Combustion Fuels
Emission Sources (ES)
Report Process/Emissions
Summaries
Criteria Pollutants
Toxic (TAC/ODC) Pollutants
Fees
Data Validation
Print Facility Report
Excel Reports
Report Submission

TAC/ODC Pollutants Summary

AER Toxic Fees Breakdown:

1.	Facility Flat Fees:	$78.03
2.	CPWE Emission Fees: See Table 1	$253,720.00
3.	Ammonia & Ozone Depleting Compounds (ODC) Fees: See Table 2	$111.24
4.	Per Device Fees: See Table 3	$512.85 - Show Devices Fee Summary
	Total TAC Fees:	$254,422.12

As part of AB2688 Reporting please see your Long List TAC Summary Table 4

Table 1 - CPWE Fees Show Table

Table 2 - Ammonia & Ozone Depleting Compounds (ODC) Fees Show Table

Table 3 - Per Device Fees Show Table

Table 4 - Long List TAC Summary (AB2588 Reporting) Show Table

CY2019 & After

Summaries (continued)

Explained in following slides

TAC/ODC Pollutants Summary

AER Toxic Fees Breakdown:

1.	Facility Flat Fees:	$78.03
2.	CPWE Emission Fees: See Table 1	$253,720.00
3.	Ammonia & Ozone Depleting Compounds (ODC) Fees: See Table 2	$111.24
4.	Per Device Fees: See Table 3	$512.85 - Show Devices Fee Summary
	Total TAC Fees:	**$254,422.12**
As part of AB2688 Reporting please see your Long List TAC Summary Table 4		

Total number of Devices that exceeded TAC thresholds:	3
Per Device TAC Fee:	$170.95
Total Devices Fee:	$512.85

Summaries (continued)

Toxic Air Contaminant (TAC) Fees

- Base Toxics Fee of $78.03
- **Cancer-Potency Weighted Fee of $5.00 and $10.00, starting January 1, 2020, and January 1, 2021, respectively**

CPWE = TAC x CPF x MPF

Where:

CPWE = Cancer Potency Weighted Emissions

TAC = Emissions (pounds) of a Table IV toxic air contaminant

CPF = Cancer Potency Factor for the reported toxic air contaminant

MPF = Multi-Pathway Factor for the reported toxic air contaminant

The CPF and MPF shall be equal to those specified in the Rule 1401 Risk Assessment Procedures that were current at the time that the emissions were required to be reported.

Rule 301(e)(7)(A)(iii)

- Ammonia & Ozone Depleting Compounds (ODC) Fees

Rule 301(e)(5)

(5) Emission Fee Thresholds

Air Contaminant(s)	Annual Emissions Threshold
Gaseous sulfur compounds (expressed as sulfur dioxide)	≥4 TPY
Total organic gases (excluding methane and exempt compounds as defined in Rule 102, and specific organic gases as specified in subdivision(b))	≥4 TPY
Specific organic gases as specified in subdivision (b)	≥4 TPY
Oxides of nitrogen (expressed as nitrogen oxide)	≥4 TPY
Total particulate matter	≥4 TPY
Carbon monoxide	≥100 TPY
Ammonia	≥0.1 TPY
Chlorofluorocarbons	≥1 lb per year
1,1,1 Trichloroethane	≥1 lb per year

- **A Flat Rate Device Fee of $170.95, and $341.89, starting January 1, 2020, and January 1, 2021, respectively**
- No Fees for TACs required to be reported under AB 2588 under AER program (Long List)

Summaries (continued)

- **Table 1: Cancer-Potency Weighted Emissions**

Table 1 - CPWE Fees Hide Table

Cancer-Potency Weighted Emission (CPWE) Fees are calculated using formula:
CPWE Fee = TAC x CPF x MPF x $5.00

- TAC = Emissions (pounds) of a Table IV toxic air contaminant from here
- CPF = Cancer Potency Factor for the reported toxic air contaminant
- MPF = Multi-Pathway Factor for the reported toxic air contaminant
- CPWE Fee (per pound) = Cancer-Potency Weighted Emission Fee is $5.00 per lb

TAC Group	TAC / ODC	CAS #	Annual Theshold	Annual Emissions (lbs)	Emissions Subject to CPWE Fee (lbs)	Cancer Potency Emission Factor	Multi-Pathway Emission Factor	CPW Emissions (lbs)	Fee Due	Devices / Processes
14	Arsenic and Compounds (inorganic)	7440382	0.01	1.76	0 *	12	9.71	0	$0.00	59
1	Asbestos	1332214	0.0001							1
2	Benzene	71432	2	204.9301668	0.0001668 *	0.1	1	0	$0.00	247
3	Beryllium	7440417	0.001							44
4	Butadiene [1,3]	106990	0.1	239.14	0 *	0.6	1	0	$0.00	181
5	Cadmium	7440439	0.01	1.65	0 *	15	1	0	$0.00	64
6	Carbon tetrachloride	56235	1							
13	Chromium, hexavalent (and compounds)	18540299	0.0001	0.11	0 *	510	1.6	0	$0.00	18
7	Chlorinated dioxins and dibenzofurans		0.000001							
7	Chlorinated dibenzofurans, without individual isomers reported	1080	0.000001	0.02	0.02	130,000	18.19	47,294 *	$236,470.00 *	3
7	Chlorinated dioxins, without individual isomers reported	1086	0.000001							
7	1,2,3,4,6,7,8-Heptachlorodibenzofuran [POM]	67562394	0.000001							
7	1,2,3,4,7,8,9-Heptachlorodibenzofuran [POM]	55673897	0.000001							
7	1,2,3,4,6,7,8-Heptachlorodibenzo-p-	35822469	0.000001							
7	2,3,7,8-Tetrachlorodibenzofuran [POM]	51207319	0.000001							
7	2,3,7,8-Tetrachlorodibenzo-p-dioxin {TCDD} [POM]	1746016	0.000001							
72	Diesel exhaust particulates	9901	0.1	3,450	3,450	1	1	3,450 *	$17,250.00 *	14
8	1,4-Dioxane	123911	5							
9	Ethylene dibromide {1,2-Dibromoethane}	106934	0.5							
10	Ethylene dichloride {1,2-Dichloroethane}	107062	2							

Polutant Total Annual Emission: 1.76
Total Annual Emission Subject to CPW Emissions Fee: 0
Some of the emission are excluded from CPW Emission Fee calculation due to related Diesel exhaust particulates

	#	DeviceID	Device Type	ProcessID	Emission	Accounted in DPM
Open	1	ES75	External Combustion	P1	0	False
Open	2	ES213	Internal Combustion	P1	0.01000000	True
Open	3	ES214	Internal Combustion	P1	0	True
Open	4	ES215	Internal Combustion	P1	0	True
Open	5	ES216	Internal Combustion	P1	0	True
Open	6	ES218	Internal Combustion	P1	0	True
Open	7	ES219	Internal Combustion	P1	0	True
Open	8	ES222	Internal Combustion	P1	0	True
Open	9	ES223	Internal Combustion	P1	0	True

False: Cr(VI) Emission Fee **not** accounted for under Diesel Particulate Matter for ES75

True: Cr(VI) Emission Fee accounted for under Diesel Particulate Matter for ES213 to 219, 222 and 223.

Cancer Potency Weighted Emissions Fees are calculated:
Cancer Potency Weighted Annual Emissions [47,294] *
Pollutants Per Pound Fee [$5] =
Fee Due [$236,470.00]

Cancer Potency Weighted Annual Emissions are calculated:
Annual Emission Subject To Fee [0.02] *
Cancer Potency Emission Factor [130,000] *
Multi-Pathway Emission Factor [18.19] =
Cancer Potency Weighted Annual Emissions (rounded) [47,294]

Summaries (continued)

- **Table 2: Ammonia & Ozone Depleting Compounds (ODC) Fees**

Table 2 - Ammonia & Ozone Depleting Compounds (ODC) Fees Hide Table

Please see the South Coast AQMD Rule 301 for details on how this fees are calculated.

TAC Group	TAC / ODC	CAS #	Annual Theshold	Annual Emissions (lbs)	Emissions Subject to Fee (lbs)	Emmision Fee (lb/year)	Fee Due	Devices / Processes
32	Ammonia	7664417	200.0000000000	2,980.1	2,781	$0.04	$111.24	61
22	Fluorocarbons (chlorinated)	1104	1.0000000000	0.05		$0.43		1
22	Trichlorotrifluoroethane {CFC-113}	76131	1.0000000000			$0.43		
22	Dichlorofluoromethane {Freon 12}	75718	1.0000000000			$0.43		
22	Trichlorofluoromethane {Freon 11}	75694	1.0000000000			$0.43		
23	Methyl chloroform {1,1,1-Trichloroethane}	71556	1.0000000000	0.05		$0.06		5
							Total Ammonia and ODC Fees:	$111.24

Open	51	ES259	External Combustion	P2	0
Open	52	ES277	Internal Combustion	P1	0
Open	53	ES277	Internal Combustion	P2	0
Open	54	ES278	External Combustion	P1	0
Open	55	ES282	Internal Combustion	P1	0
Open	56	ES284	External Combustion	P1	0
Open	57	ES450	Internal Combustion	P1	0
Open	58	ES452	Internal Combustion	P1	0
Open	59	ES453	External Combustion	P1	0
Open	60	ES454	Process Emissions	P1	0.1
Open	61	ES455	Internal Combustion	P1	2,900

Step 1: Process — Optional: Mark as Completed

	AER Device ID	Permit Device ID	A/N	Process ID	Rule #	Equipment	Fuel	SCC
Open	ES455			P1	431.2	Stationary I.C. Engines, 4 Stroke-Rich Burn	Distillate Fuel Oil No. 2	

Click here to delete this process.

Step 2: Throughput

	Annual Throughput	Criteria/Toxic Throughput	GHG Throughput
Open	1,000.00000000 M gal	1,000.000000 M gal	1,000,000.00 gal

Step 3: Criteria Emissions (lbs) — Use Default Emission Factors if available.

	Pollutant	EF	Unit	EF Data Source	Emissions
Open	VOC	3.75000e+1	lbs / M gal	AQMD default	3.75000e+4
Open	NOx	4.69000e+2	lbs / M gal	AQMD default	4.69000e+5
Open	SOx	2.10000e+1	lbs / M gal	AQMD default	2.10000e+2
Open	CO	1.02000e+2	lbs / M gal	AQMD default	1.02000e+5
Open	PM	3.35000e+1	lbs / M gal	AQMD default	3.35000e+4

Step 4: Toxic (TAC/ODC) Emissions (lbs)

	TAC/ODC Group	CAS #	EF	Unit	EF Data Source	Emissions
Open	Benzene	71432	1.86300e-1	lbs / M gal	AQMD default	1.86300e+2
Open	Butadiene [1,3]	106990	2.17400e-1	lbs / M gal	AQMD default	2.17400e+2
Open	Cadmium	7440439	1.50000e-3	lbs / M gal	AQMD default	1.50000e+0
Open	Formaldehyde	50000	1.72610e+0	lbs / M gal	AQMD default	1.72610e+3
Open	Chromium, hexavalent (and compounds)	18540299	1.00000e-4	lbs / M gal	AQMD default	1.00000e-1
Open	Arsenic and Compounds (inorganic)	7440382	1.60000e-3	lbs / M gal	AQMD default	1.60000e+0
Open	Lead compounds (inorganic)	7439921	8.30000e-3	lbs / M gal	AQMD default	8.30000e+0
Open	Nickel	7440020	3.90000e-3	lbs / M gal	AQMD default	3.90000e+0
Open	PAHs [PAH, POM]	1151	3.62000e-2	lbs / M gal	AQMD default	3.62000e+1
Open	PAHs [PAH, POM]	91203	1.97000e-2	lbs / M gal	AQMD default	1.97000e+1
Open	Acetaldehyde	75070	7.83300e-1	lbs / M gal	AQMD default	7.83300e+2
Open	Acrolein	107028	3.39000e-2	lbs / M gal	AQMD default	3.39000e+1
Open	Ammonia	7664417	2.90000e+0	lbs / M gal	AQMD default	2.90000e+3
Open	Copper	7440508	4.10000e-3	lbs / M gal	AQMD default	4.10000e+0
Open	Ethyl benzene	100414	1.09000e-2	lbs / M gal	AQMD default	1.09000e+1
Open	Hexane	110543	2.69000e-2	lbs / M gal	AQMD default	2.69000e+1
Open	Hydrochloric acid	7647010	1.86300e-1	lbs / M gal	AQMD default	1.86300e+2
Open	Manganese	7439965	3.10000e-3	lbs / M gal	AQMD default	3.10000e+0
Open	Mercury and mercury compounds	7439976	2.00000e-3	lbs / M gal	AQMD default	2.00000e+0
Open	Selenium and compounds	7782492	2.20000e-3	lbs / M gal	AQMD default	2.20000e+0
Open	Toluene	108883	1.05400e-1	lbs / M gal	AQMD default	1.05400e+2
Open	Xylenes	1330207	4.24000e-2	lbs / M gal	AQMD default	4.24000e+1
Open	Diesel exhaust particulates	9901	1.00000e-1	lbs / M gal	AQMD default	1.00000e+2

Summaries (continued)

- **Table 3: Per Device Fees**

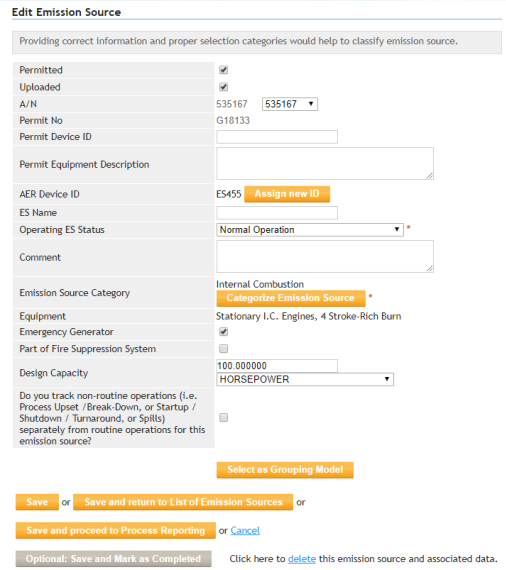

	TAC Code	TAC Name	Cas #	Annual Emission	Annual Emission Threshold	Exceed Threshold
1	19	PAHs [PAH, POM]	1151	0.00000001	0.2000000000	False
2	19	PAHs [PAH, POM]	91203	0.00000520	0.2000000000	False
3	2	Benzene	71432	0.00016680	2.0000000000	False
4	7	Chlorinated dioxins and dibenzofurans	1080	0.02000000	0.0000010000	True

Table 3 - Per Device Fees Hide Table

Each AER Device with emissions exceeding annual threshold for any TAC emmitant will be changed $170.95.

AER ID	Equipment Code/Description	Fees Applied	TACs
ES213	11c. Stationary I.C. Engines, 4 Stroke-Lean Burn	True	22
ES454	690. Other process equipment	True	4
ES455	11e. Stationary I.C. Engines, 4 Stroke-Rich Burn	True	22
ES2	5b. Heater 10-100 MMBTU/HR	False	9
ES3	5b. Heater 10-100 MMBTU/HR	False	15
ES4	5b. Heater 10-100 MMBTU/HR	False	9
ES9	27. Valves Gas/Vapor	False	4
ES19	5b. Heater 10-100 MMBTU/HR	False	9
ES20	5b. Heater 10-100 MMBTU/HR	False	9
ES21	5b. Heater 10-100 MMBTU/HR	False	9

True: ES455 emission for at least one of reported 22 TACs is above threshold
False: ES2 emission for none of reported 9 TACs is above threshold

Summaries (continued)

- **Table 4: AB 2588 Reporting**

Table 4 - Long List TAC Summary (AB2588 Reporting) Hide Table

Information about this list and why users are seeing this.

TAC Group	TAC / ODC	CAS #	Annual Emissions (lbs)	Devices / Processes
29	Acetaldehyde	75070	861.63000	20
30	Acrolein	107028	37.29000	20
31	Acrylonitrile	107131		
33	Carbonyl sulfide	463581		
34	Chlorine	7782505		1
35	Chloroform	67663		
36	Copper	7440508	4.51000	16
37	Crystalline silica	7631869		
38	Di(2-ethylhexyl) phthalate {DEHP}	117817		
27	1,2-Dichloropropane {Propylene dichloride}	78875		
28	1,3-Dichloropropene	542756		
39	Dimethyl phthalate	131113		
40	Ethyl benzene	100414	11.99000	20
41	Glycol ethers and their acetates	1115		
41	Diethylene glycol	111466		
41	Diethylene glycol dimethyl ether	111966		
41	Diethylene glycol monobutyl ether	112345		
41	Diethylene glycol monoethyl ether	111900		
41	Diethylene glycol monomethyl ether	111773		
41	Dipropylene glycol	25265718		
41	Dipropylene glycol monomethyl ether	34590948		
41	Ethylene glycol diethyl ether	629141		
41	Ethylene glycol dimethyl ether	110714		
41	Ethylene glycol monobutyl ether	111762		
41	Ethylene glycol monoethyl ether	110805		
41	Ethylene glycol monoethyl ether acetate	111159		
41	Ethylene glycol monomethyl ether	109864		
41	Ethylene glycol monomethyl ether acetate	110496		
41	Ethylene glycol monopropyl ether	2807309		
41	Propylene glycol monomethyl ether	107982		
41	Propylene glycol monomethyl ether acetate	108656		
41	Triethylene glycol dimethyl ether	112492		
42	Hexachlorobenzene	118741		

Internal Combustion

Please provide specific information for every process associated with your internal combustion Emission Sources including usage, emission factor, and control efficiency (if any). **You must select Fuel and throughput units before reporting emissions.** Detailed instructions are available by clicking on Help icon in the tool bar.

Step 1: Process Optional: Mark as Completed

	AER Device ID	Permit Device ID	A/N	Process ID	Rule #	Equipment	Fuel	SCC
Open	ES213	D1553	535551	P1	1110.2	Stationary I.C. Engines, 4 Stroke-Lean Burn	Distillate Fuel Oil No. 2	20200102

Click here to delete this process.

Step 2: Throughput

	Annual Throughput	Criteria/Toxic Throughput	GHG Throughput
Open	100.00000000 M gal	100.000000 M gal	100,000.00 gal

Step 3: Criteria Emissions (lbs) Use Default Emission Factors if available.

	Pollutant	EF	Unit	EF Data Source	Emissions
Open	VOC	3.75000e+1	lbs / M gal	Back-calculation	3.75000e+3
Open	SOx	6.24000e+0	lbs / M gal	Back-calculation	6.24000e+2
Open	CO	1.02000e+2	lbs / M gal	Back-calculation	1.02000e+4
Open	NOx	4.69000e+2	lbs / M gal	Back-calculation	4.69000e+4
Open	PM	2.01247e+1	lbs / M gal	Back-calculation	2.01247e+3

Step 4: Toxic (TAC/ODC) Emissions (lbs)

	TAC/ODC Group	CAS #	EF	Unit	EF Data Source	Emissions
Open	Arsenic and Compounds (Inorganic)	7440382	1.60000e-3	lbs / M gal	AQMD default	1.60000e-1
Open	Butadiene [1,3]	106990	2.17400e-1	lbs / M gal	AQMD default	2.17400e+1
Open	Lead compounds (Inorganic)	7439921	8.30000e-3	lbs / M gal	AQMD default	8.30000e-1
Open	PAHs [PAH, POM]	1151	6.16980e-3	lbs / M gal	Back-calculation	6.16980e-1
Open	Benzene	71432	1.86300e-1	lbs / M gal	AQMD default	1.86300e+1
Open	Nickel	7440020	3.90000e-3	lbs / M gal	AQMD default	3.90000e-1
Open	Ammonia	7664417	8.00000e-1	lbs / M gal	Back-calculation	8.00000e+1
Open	Formaldehyde	50000	1.72610e+0	lbs / M gal	AQMD default	1.72610e+2
Open	Cadmium	7440439	1.50000e-3	lbs / M gal	AQMD default	1.50000e-1
Open	Chromium, hexavalent (and compounds)	18540299	1.00000e-4	lbs / M gal	AQMD default	1.00000e-2
Open	PAHs [PAH, POM]	91203	1.97000e-2	lbs / M gal	AQMD default	1.97000e+0
Open	Acetaldehyde	75070	7.83300e-1	lbs / M gal	AQMD default	7.83300e+1
Open	Acrolein	107028	3.39000e-2	lbs / M gal	AQMD default	3.39000e+0
Open	Copper	7440508	4.10000e-3	lbs / M gal	AQMD default	4.10000e-1
Open	Ethyl benzene	100414	1.09000e-2	lbs / M gal	AQMD default	1.09000e+0
Open	Hexane	110543	2.69000e-2	lbs / M gal	AQMD default	2.69000e+0
Open	Hydrochloric acid	7647010	1.86300e-1	lbs / M gal	AQMD default	1.86300e+1
Open	Manganese	7439965	3.10000e-3	lbs / M gal	AQMD default	3.10000e-1
Open	Mercury and mercury compounds	7439976	2.00000e-3	lbs / M gal	AQMD default	2.00000e-1
Open	Selenium and compounds	7782492	2.20000e-3	lbs / M gal	AQMD default	2.20000e-1
Open	Toluene	108883	1.05400e-1	lbs / M gal	AQMD default	1.05400e+1
Open	Xylenes	1330207	4.24000e-2	lbs / M gal	AQMD default	4.24000e+0
Open	Diesel exhaust particulates	9901	3.35000e+1	lbs / M gal	CEMS	3.35000e+3

Add New

	#	DeviceID	Device Type	ProcessID	Emission
Open	1	ES3	External Combustion	P1	0
Open	2	ES213	Internal Combustion	P1	78.33000000
Open	3	ES214	Internal Combustion	P1	0
Open	4	ES215	Internal Combustion	P1	0
Open	5	ES216	Internal Combustion	P1	0
Open	6	ES218	Internal Combustion	P1	0
Open	7	ES219	Internal Combustion	P1	0
Open	8	ES222	Internal Combustion	P1	0
Open	9	ES223	Internal Combustion	P1	0
Open	10	ES224	Internal Combustion	P1	0

Summaries (continued)

South Coast AQMD

South Coast
Air Quality Management District

Logout | Edit Profile

AER Home | Access Facility | Facility Home

Facility ID: 999921 · ABC · Reporting period:

Facility ID: 999921

- Facility Information
- Build Reporting Structure
  - Combustion Fuels
  - Emission Sources (ES)
- Report Process/Emissions
- Summaries
  - Criteria Pollutants
  - Toxic (TAC/ODC) Pollutants
  - GHG Pollutants
  - Fees
- Data Validation
- Print Facility Report
- Excel Reports
- Report Submission

GHG Pollutants Summary

	CO2 (excluding biogenic) [metric ton]	CH4 [metric ton]	N2O [metric ton]	CO2e (excluding biogenic) [metric ton]	CO2b (biogenic) [metric ton]
External Combustion					
Internal Combustion	857.4	0.03	0.010	860.2	
Spray Coating/ Spray Booth					
Other Use of Organics					
Storage Tanks					
Fugitive Components					
Other Process Emissions					
Shutdown/Startup/Turnaround and Upsets					
Total Emissions	857.4	0.03	0.010	860.2	0.0

AQMD web site Home | AER Web Site | Submit question/comment | Ecotek Web Site | Report a Bug

Summaries (continued)

Facility Information
Build Reporting Structure
Combustion Fuels
Emission Sources (ES)
Report Process/Emissions
Summaries
Criteria Pollutants
Toxic (TAC/ODC) Pollutants
Fees
Data Validation
Print Facility Report
Excel Reports
Report Submission

Fees

Total Emissions and Fees

	Total Permitted Emissions (tons)	Total Non-Permitted Emissions (tons)	Total RECLAIM Emissions (tons)	Total Emissions (tons)	Total Emissions Subject to Fees (tons)	Emission Fees Due
Organic Gasses	1.88	18.75	0.00	20.63	21	$ 11,646.90
Specific Organics	0.00	0.00	0.00	0.00	0	$ 0.00
Nitrogen Oxides	0.00	234.50	23.45	257.95	258	$ 204,116.07
Sulfur Oxides	0.00	0.00	0.42	0.42	0	$ 0.00
Carbon Monoxide	5.10	51.00	0.00	56.10	0	$ 0.00
Particulate Matter	1.01	16.84	0.00	17.85	18	$ 7,421.70

1.	Total emission fees for all criteria pollutants	$ 223,184.67
2.	Toxic air contaminants/ ozone depleter fees	$ 254,422.12
3.	Total fees due	$ 477,606.79
4.	Installments Paid For 2019 (if any): All Criteria Pollutants	$ 0.00
5.	Installments Paid For 2019 (if any): Toxic Air Contaminants/Ozone Depleters	$ 0.00
6.	Balance Due (Line 3 - Line 4 - Line 5)	$ 477,606.79
7.	Late Payment Surcharge (enter the postmark date to calculate the late payment surcharge)	Report Deadline 3/17/2020 Postmark Date (MM/DD/YYYY) Late Payment Surcharge $ 0.00
8.	Amount Due (Line 6 + Line 7) Please write AER Facility ID#(s) and 2019 AER on the check	$ 477,606.79

Save

TAC Fees Breakdown	
Facility Flat Fee:	$ 78.03
CPWE Emission Fees:	$ 253,720.00
Ammonia & Depleting Compounds (ODC) Fees:	$ 111.24
Per Device Fees (total devices with fees 3):	$ 512.85
Total Facility TAC Fees :	$ 254,422.12

New in CY2019

Data Validation

South Coast AQMD

South Coast
Air Quality Management District

Logout | Edit Profile

AER Home | Access Facility | Facility Home

Facility ID: 999921 · ABC · **Reporting period:**

Facility ID: 999921

- **Facility Information**
- **Build Reporting Structure**
  - Combustion Fuels
  - Emission Sources (ES)
- **Report Process/Emissions**
- **Summaries**
- **Data Validation**
- **Print Facility Report**
- **Excel Reports**
- **Report Submission**

Data Validation

Rule	ES/Process	Type of Errors or Warnings
V03	Facility	Error: No emissions are reported, please return to the Status Update and provide an explanation for no emissions.
V01	ES1	Error: This field is mandatory, but is missing. (Equipment)
V02	ES1	Error: No emissions were reported for this Emission Source, report the emissions OR if this source does not have emissions: correct Emission Source Status Code.

AQMD web site Home | AER Web Site | Submit question/comment | Ecotek Web Site | Report a Bug

Report Submittal (Prior to CY2019)

South Coast AQMD

South Coast
Air Quality Management District

Logout | Edit Profile

AER Home | Access Facility | Facility Home

Facility ID: 999921 · ABC · **Reporting period:**

Facility ID: 999921

- Facility Information
- Build Reporting Structure
  - Combustion Fuels
  - Emission Sources (ES)
- Report Process/Emissions
- Summaries
- Data Validation
- Print Facility Report
- Excel Reports
- Report Submission

Report Submission

1. Validation check:
   - **Errors: 0**
   - **Warnings: 0**
2. Please review the Summary before submitting your report.
3. Submittal Date (MM/DD/YYYY):
   - Today: 1/8/2018
   - Facility Report Deadline: 3/16/2018
4. Submit Report

AQMD web site Home | AER Web Site | Submit question/comment | Ecotek Web Site | Report a Bug

Report Submittal (CY2019 & After)

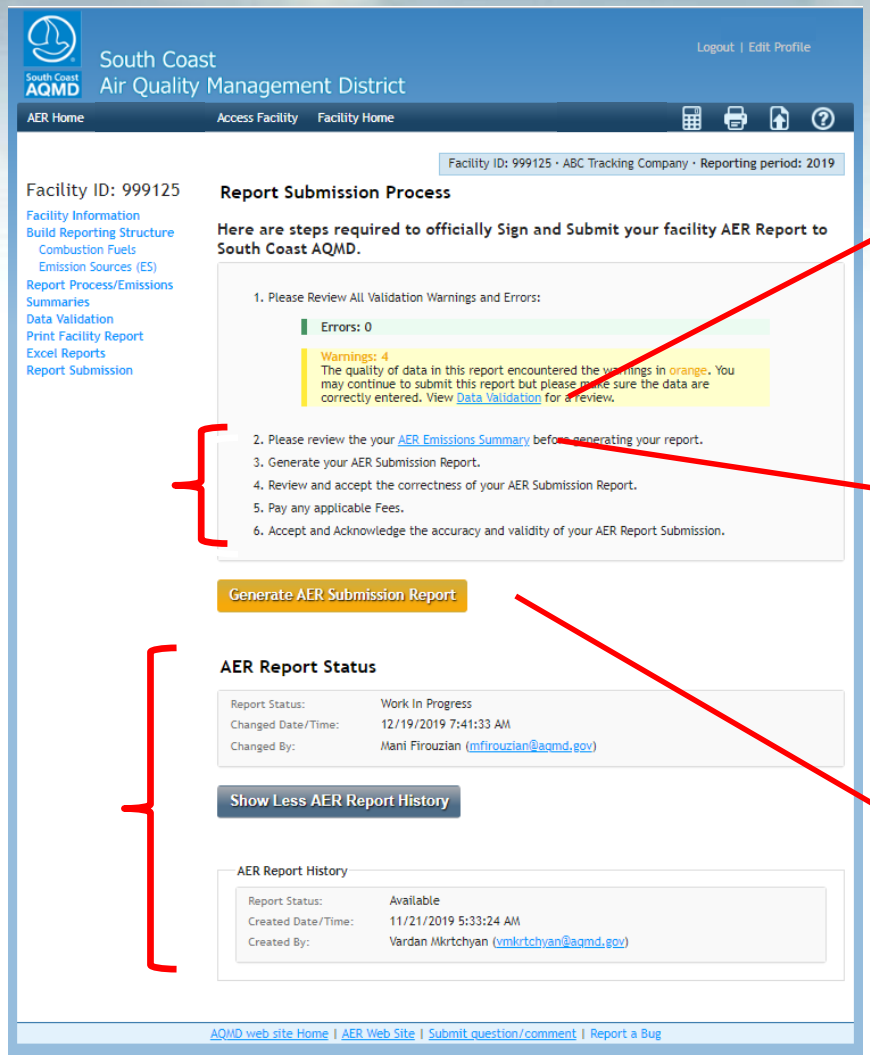

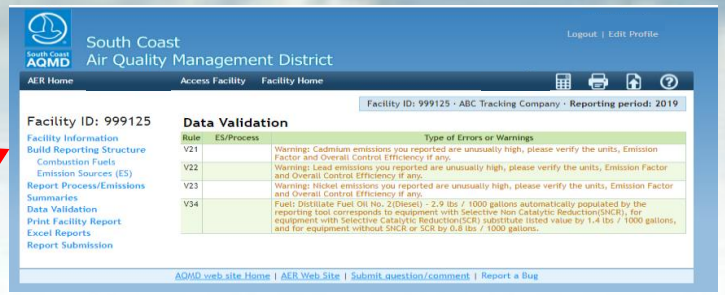

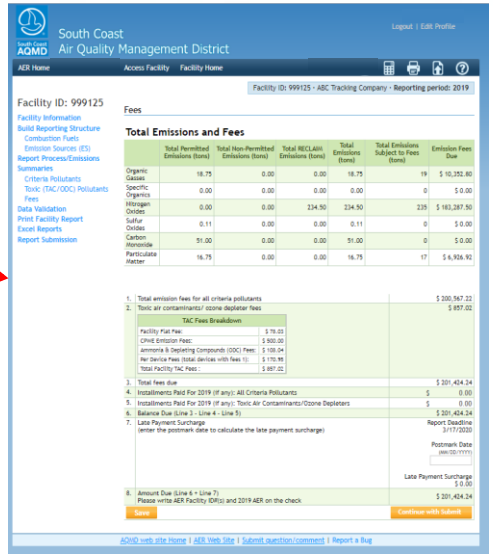

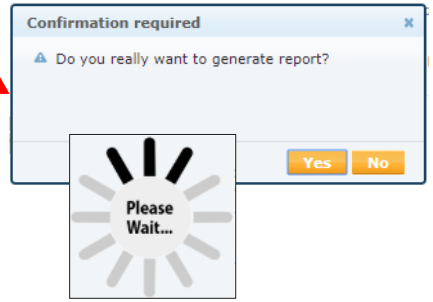

South Coast AQMD Management District

AER Home | Browse Facilities | Access Facility | Facility Home

Facility ID: 999125 - ABC Tracking Company - Reporting period: 2019

Facility ID: 999125

Facility Information
Build Reporting Structure
Combustion Fuels
Emission Sources (ES)
Report Process/Emissions
Summaries
Data Validation
Print Facility Report
Excel Reports
Report Submission

Certify and Submit Generated AER Report To South Coast AQMD

STEP: 1. Review Generated Report and Accept Its Accuracy

AER Report Files

D20191219-T075742-ReportID[17741]-AER Report - FacilityID[999125] ReportingYear[2019].pdf
I have read and accepted this document.*

D20191219-T075751-ReportID[17741]-AER Report - FacilityID[999125] ReportingYear[2019].xlsx
I have read and accepted this document.*

D20191219-T075758-ReportID[17741]-AER TAC Report - FacilityID[999125] ReportingYear[2019].xlsx
I have read and accepted this document.*

Cancel Generated Report & Modify Report Data

STEP: 2. Officially Certify & Submit AER Report to South Coast AQMD

Here are the steps to Certify and Submit AER Report.

South Coast AQMD Certification Statement

I acknowledge that by certifying and submitting this agreement, I have read, understand, and accept the terms and conditions of the electronic certification agreement.

I acknowledge that the South Coast AQMD reserves the right to audit the reported emissions. All records and calculations used in completing this summary are recommended to be retained for a minimum of five years.

I certify that I have been authorized by an officer of the permit holder as an individual who has knowledge and responsibility for emissions data to submit and certify the accuracy of the data presented in the emissions report on behalf of the permit holder, based on best available knowledge.

I certify under penalty of law that I have personally examined and am familiar with the information submitted in this emissions report, and believe that the information is true, accurate and complete.

I understand and agree that both I and the facility I am consenting will be

I acknowledge that I have read the South Coast AQMD Certification Statement.*

I agree on the responsibility for this AER Report Submission in accordance with Certification Statement.*

Contact Information

Name:	John Smith	Phone:	(909) 396-2417
Title:		Fax:	
E-mail:	mfirouzian@aqmd.gov		

Preparer Information

Name:	John Smith	Phone:	(909) 396-2417
Title:		Fax:	
E-mail:	mfirouzian@aqmd.gov		

Authorized Person Information

Name:	John Smith	Phone:	(909) 396-2417
Title:		Fax:	
E-mail:	mfirouzian@aqmd.gov		

Identity Verification

Please Re-Enter Your Password: *
Please Re-Enter Facility Pin: *

Certify & Submit AER Report

AER Report Status

Report Status:	Ready For Review
Generation Date/Time:	12/19/2019 7:58:03 AM
Generated By:	Mani Firouzian (mfirouzian@aqmd.gov)

Show More AER Report History

AQMD web site Home | AER Web Site | Submit question/comment | Report a Bug

South Coast AQMD

Annual Emission Report

Reporting Year: 2019
Print Date: 12/19/2019

Facility Id: 999125
Facility Name: ABC Tracking Company
Facility Type: Hospitals and Health-Related

StatusUpdate

Facility ID	999125
Facility Shutdown Date	N/A
Change of Ownership Date	N/A
Change in Equipment Location Date	N/A
Emissions are zero for this year's report, or emissions reduced by 50%	N/A
Exemption Request	N/A
Use of alternative Calculation methodology	N/A
Other	N/A
Refund Request	N/A

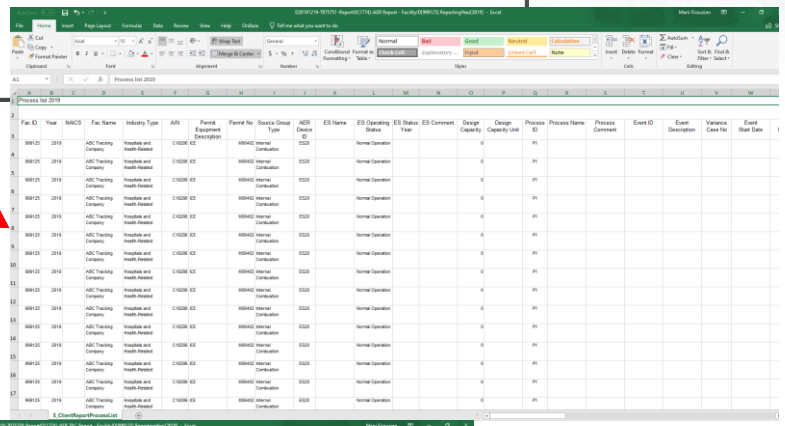

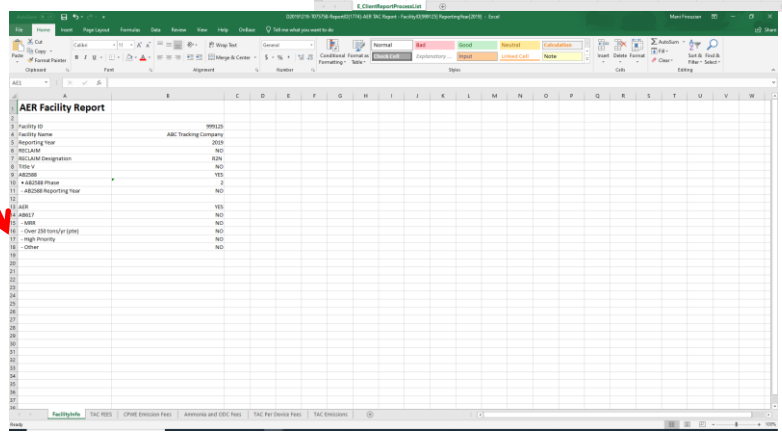

South Coast AQMD
South Coast
Air Quality Management District

Logout | Edit Profile

AER Home | Access Facility | Facility Home

Facility ID: 999125 · ABC Tracking Company · Reporting period: 2019

Facility ID: 999125

Facility Information
Build Reporting Structure
Combustion Fuels
Emission Sources (ES)
Report Process/Emissions
Summaries
Data Validation
Print Facility Report
Excel Reports
Report Submission

Certify and Submit Generated AER Report To South Coast AQMD

STEP: 1. Review Generated Report and Accept Its Accuracy

AER Report Files

D20191219-T075742-ReportID[1774]-AER Report - FacilityID[999125] ReportingYear[2019].pdf
I have read and accepted this document.*

D20191219-T075751-ReportID[1774]-AER Report - FacilityID[999125] ReportingYear[2019].xlsx
I have read and accepted this document.*

D20191219-T075758-ReportID[1774]-AER TAC Report - FacilityID[999125] ReportingYear[2019].xlsx
I have read and accepted this document.*

Cancel Generated Report & Modify Report Data

STEP: 2. Officially Certify & Submit AER Report to South Coast AQMD

Here are the steps to Certify and Submit AER Report.

South Coast AQMD Certification Statement

I acknowledge that by certifying and submitting this agreement, I have read, understand, and accept the terms and conditions of the electronic certification agreement.

I acknowledge that the South Coast AQMD reserves the right to audit the reported emissions. All records and calculations used in completing this summary are recommended to be retained for a minimum of five years.

I certify that I have been authorized by an officer of the permit holder as an individual who has knowledge and responsibility for emissions data to submit and certify the accuracy of the data presented in the emissions report on behalf of the permit holder, based on best available knowledge.

I certify under penalty of law that I have personally examined and am familiar with the information submitted in this emissions report, and believe that the information is true, accurate and complete.

I acknowledge that I have read the South Coast AQMD Certification Statement.*

I agree on the responsibility for this AER Report Submission in accordance with Certification Statement.*

Contact Information

Name:	John Smith	Phone:	(909) 396-2417
Title:		Fax:	
E-mail:	mfirouzian@aqmd.gov		

Preparer Information

Name:	John Smith	Phone:	(909) 396-2417
Title:		Fax:	
E-mail:	mfirouzian@aqmd.gov		

Authorized Person Information

Name:	John Smith	Phone:	(909) 396-2417
Title:		Fax:	
E-mail:	mfirouzian@aqmd.gov		

Identity Verification

Please Re-Enter Your Password: *
Please Re-Enter Facility Pin: *

Certify & Submit AER Report

AER Report Status

Report Status:	Ready For Review
Generation Date/Time:	12/19/2019 7:58:03 AM
Generated By:	Mani Firouzian (mfirouzian@aqmd.gov)

Show More AER Report History

AQMD web site Home | AER Web Site | Submit question/comment | Report a Bug

Confirmation required

Do you really want to cancel generated report & modify report data?

Yes | No

Report Deleted

Generated Report deleted successfully!!! Please continue to build the report again...

OK

South Coast AQMD
South Coast
Air Quality Management District

Logout | Edit Profile

AER Home | Access Facility | Facility Home

Facility ID: 999125 · ABC Tracking Company · Reporting period: 2019

Facility ID: 999125

Facility Information
Build Reporting Structure
Combustion Fuels
Emission Sources (ES)
Report Process/Emissions
Summaries
Data Validation
Print Facility Report
Excel Reports
Report Submission

Report Submission Process

Here are steps required to officially Sign and Submit your facility AER Report to South Coast AQMD.

1. Please Review All Validation Warnings and Errors:

Errors: 0

Warnings: 4
The quality of data in this report encountered the warnings in orange. You may continue to submit this report but please make sure the data are correctly entered. View Data Validation for a review.

2. Please review the your AER Emissions Summary before generating your report.
3. Generate your AER Submission Report.
4. Review and accept the correctness of your AER Submission Report.
5. Pay any applicable Fees.
6. Accept and Acknowledge the accuracy and validity of your AER Report Submission.

Generate AER Submission Report

AER Report Status

Report Status:	Work In Progress
Changed Date/Time:	12/19/2019 7:41:33 AM
Changed By:	Mani Firouzian (mfirouzian@aqmd.gov)

Show Less AER Report History

AER Report History

Report Status:	Available
Created Date/Time:	11/21/2019 5:33:24 AM
Created By:	Vardan Mkrtchyan (vmkrtchyan@aqmd.gov)

AQMD web site Home | AER Web Site | Submit question/comment | Report a Bug

South Coast AQMD
South Coast
Air Quality Management District

Logout | Edit Profile

AER Home | Access Facility | Facility Home

Facility ID: 999125 - ABC Tracking Company - Reporting period: 2019

Facility ID: 999125

- Facility Information
- Build Reporting Structure
  - Combustion Fuels
  - Emission Sources (ES)
- Report Process/Emissions
- Summaries
- Data Validation
- Print Facility Report
- Excel Reports
- Report Submission

Certify and Submit Generated AER Report To South Coast AQMD

STEP: 1. Review Generated Report and Accept Its Accuracy

AER Report Files

D20191219-T075742-ReportID[1774]-AER Report - FacilityID[999125] ReportingYear[2019].pdf
I have read and accepted this document.*

D20191219-T075751-ReportID[1774]-AER Report - FacilityID[999125] ReportingYear[2019].xlsx
I have read and accepted this document.*

D20191219-T075758-ReportID[1774]-AER TAC Report - FacilityID[999125] ReportingYear[2019].xlsx
I have read and accepted this document.*

Cancel Generated Report & Modify Report Data

STEP: 2. Officially Certify & Submit AER Report to South Coast AQMD

Here are the steps to Certify and Submit AER Report.

South Coast AQMD Certification Statement

I acknowledge that by certifying and submitting this agreement, I have read, understand, and accept the terms and conditions of the electronic certification agreement.

I acknowledge that the South Coast AQMD reserves the right to audit the reported emissions. All records and calculations used in completing this summary are recommended to be retained for a minimum of five years.

I certify that I have been authorized by an officer of the permit holder as an individual who has knowledge and responsibility for emissions data to submit and certify the accuracy of the data presented in the emissions report on behalf of the permit holder, based on best available knowledge.

I certify under penalty of law that I have personally examined and am familiar with the information submitted in this emissions report, and believe that the information is true, accurate and complete.

I understand and agree that both I and the facility I am representing will be

I acknowledge that I have read the South Coast AQMD Certification Statement.*

I agree on the responsibility for this AER Report Submission in accordance with Certification Statement.*

Contact Information

Name:	John Smith	Phone:	(909) 396-2417
Title:		Fax:	
E-mail:	mfirouzian@aqmd.gov		

Preparer Information

Name:	John Smith	Phone:	(909) 396-2417
Title:		Fax:	
E-mail:	mfirouzian@aqmd.gov		

Authorized Person Information

Name:	John Smith	Phone:	(909) 396-2417
Title:		Fax:	
E-mail:	mfirouzian@aqmd.gov		

Identity Verification

Please Re-Enter Your Password: *
Please Re-Enter Facility Pin: *

Certify & Submit AER Report

AER Report Status

Report Status:	Ready For Review
Generation Date/Time:	12/19/2019 7:58:03 AM
Generated By:	Mani Firouzian (mfirouzian@aqmd.gov)

Show More AER Report History

AQMD web site Home | AER Web Site | Submit question/comment | Report a Bug

Confirmation required

Do you really want to submit report?

Yes | No

Please Wait...

South Coast AQMD
South Coast
Air Quality Management District

Logout | Edit Profile

AER Home | Access Facility | Facility Home

Submitted - Facility ID: 999125 - ABC Tracking Company - Reporting period: 2019

Facility ID: 999125

- Facility Dashboard
- Reported Summaries
- Facility Information
- Build Reporting Structure
  - Combustion Fuels
  - Emission Sources (ES)
- Report Process/Emissions
- Summaries
- Data Validation
- Print Facility Report
- Excel Reports
- Report Submission

AER Report Submission to South Coast AQMD

AER emissions fee of $201,424.24 is due.

Please Note: Mail payment must be postmarked before the reporting deadline of 3/17/2020 or you will be subject to late fees.

AER Report Status

Report Status:	Submitted
Submission Date/Time:	12/19/2019 9:08:14 AM
Submitted By:	Mani Firouzian (mfirouzian@aqmd.gov)
Payment Status:	Un Paid
Report Files:	

D20191219-T090148-ReportID[1776]-AER Report - FacilityID[999125] ReportingYear[2019].pdf
D20191219-T090158-ReportID[1776]-AER Report - FacilityID[999125] ReportingYear[2019].xlsx
D20191219-T090204-ReportID[1776]-AER TAC Report - FacilityID[999125] ReportingYear[2019].xlsx
D20191219-T090809-ReportID[1776]-XmlSubmissionReport-ReportID[1776]-D20191219-T090809.xml

Show Less AER Report History

AER Report History

Report Status:	Ready For Review
Generation Date/Time:	12/19/2019 9:02:09 AM
Generated By:	Mani Firouzian (mfirouzian@aqmd.gov)
Report Status:	Work In Progress
Changed Date/Time:	12/19/2019 7:41:33 AM
Changed By:	Mani Firouzian (mfirouzian@aqmd.gov)
Report Status:	Available
Created Date/Time:	11/21/2019 5:33:24 AM
Created By:	Vardan Mkrtchyan (vmkrtchyan@aqmd.gov)

AQMD web site Home | AER Web Site | Submit question/comment | Report a Bug

South Coast AQMD
South Coast
Air Quality Management District

Logout | Edit Profile

AER Home | Access Facility | Facility Home

Submitted - Facility ID: 999125 - ABC Tracking Company - Reporting period: 2019

Facility ID: 999125

Facility Dashboard
Reported Summaries

Facility Information
Build Reporting Structure
Combustion Fuels
Emission Sources (ES)
Report Process/Emissions
Summaries
Data Validation
Print Facility Report
Excel Reports
Report Submission

AER Report Submission to South Coast AQMD

AER emissions fee of $201,424.24 is due.

Please Note: Mail payment must be postmarked before the reporting deadline of 3/17/2020 or you will be subject to late fees.

AER Report Status

Report Status:	Submitted
Submission Date/Time:	12/19/2019 9:08:14 AM
Submitted By:	Mani Firouzian (mfirouzian@aqmd.gov)
Payment Status:	Un Paid
Report Files:	

D20191219-T090148-ReportID[1776]-AER Report - FacilityID[999125] ReportingYear[2019].pdf
D20191219-T090158-ReportID[1776]-AER Report - FacilityID[999125] ReportingYear[2019].xlsx
D20191219-T090204-ReportID[1776]-AER TAC Report - FacilityID[999125] ReportingYear[2019].xlsx
D20191219-T090809-ReportID[1776]-XmlSubmissionReport-ReportID[1776]-D20191219-T090809.xml

Show Less AER Report History

AER Report History

Report Status:	Ready For Review
Generation Date/Time:	12/19/2019 9:02:09 AM
Generated By:	Mani Firouzian (mfirouzian@aqmd.gov)
Report Status:	Work In Progress
Changed Date/Time:	12/19/2019 7:41:33 AM
Changed By:	Mani Firouzian (mfirouzian@aqmd.gov)
Report Status:	Available
Created Date/Time:	11/21/2019 5:33:24 AM
Created By:	Vardan Mkrtchyan (vmkrtchyan@aqmd.gov)

AQMD web site Home | AER Web Site | Submit question/comment | Report a Bug

South Coast AQMD

Annual Emission Report

Reporting Year: 2019
Print Date: 12/19/2019

Facility Id: 999125
Facility Name: ABC Tracking Company
Facility Type: Hospitals and Health-Related

StatusUpdate

Facility ID	999125
Facility Shutdown Date	N/A
Change of Ownership Date	N/A
Change in Equipment Location Date	N/A
Emissions are zero for this year's report, or emissions reduced by 50%	N/A
Exemption Request	N/A
Use of alternative Calculation methodology	N/A
Other	N/A
Refund Request	N/A

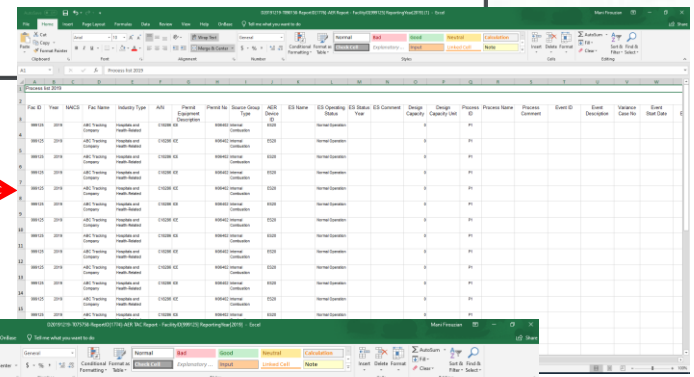

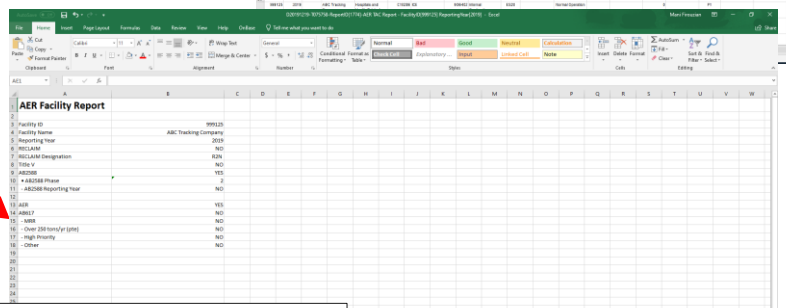

Report Submittal Payment (Prior to CY2019)

Print the required submittal forms, sign the Signature Sheet (a check for fees due, if applicable) and mail to the SCAQMD.

South Coast AQMD

South Coast Air Quality Management District

Logout | Edit Profile

AER Home | Access Facility | Facility Home

Submitted · Facility ID: 999917 · ABC · **Reporting period:** 2018

Facility ID: 999921

- Facility Dashboard
- Reported Summaries
- Facility Information
- Build Reporting Structure
  - Combustion Fuels
  - Emission Sources (ES)
- Report Process/Emissions
- Summaries
- Data Validation
- Print Facility Report
- Excel Reports
- Report Submission

Report Submission

Successfully submitted. Please remember that if any changes are needed, the Amendment needs to be submitted.

Please Print the submittal forms:

1. Signature Sheet (Form X)
   Sign the Signature Sheet and be sure to mail them on time.
2. Facility Status Update
3. Fees Due Summary
4. Toxic Air Contaminants and Ozone Depletes Emissions/Fee Summary, if applicable Other Toxic Air Contaminants Emissions Summary (only applicable to AB2588 facilities for their quadrennial report)
5. Confirmation

Please remember that all records and calculations used in completing this report are recommended to be retained for a minimum of five years. Please make a copy of complete submittal including supporting documentations and complete printout.

AQMD web site Home | AER Web Site | Submit question/comment | Ecotek Web Site | Report a Bug

Report Submittal Payment (CY2019 & After)

South Coast AQMD
South Coast Air Quality Management District

Logout | Edit Profile

AER Home | Access Facility | Facility Home

Submitted · Facility ID: 999121 · ABC Tracking Company · Reporting period: 2019

Facility ID: 999121

Facility Dashboard
Reported Summaries

Facility Information
Build Reporting Structure
Combustion Fuels
Emission Sources (ES)
Report Process/Emissions
Summaries
Data Validation
Print Facility Report
Excel Reports
Report Submission

AER Report Submission to South Coast AQMD

AER emissions fee of $12,850.99 is due.

Please note that payment needs to be received by South Coast AQMD before the report deadline - 3/17/2019, or you will be subject to late fees.

Important:

- Please note that online payments made to South Coast AQMD may take up to 24 hours to show up in our system. If you have already made a payment please wait and check your Report Payment Status in 24 hours.
- Please note that your AER Fees Payment has to be processed or postmarked before the deadline or you will be subject to late fees.

Payment Option 1 - Pay via South Coast AQMD Online Payment Portal

Go to South Coast AQMD Payment Portal

Payment Option 2 - Pay via Check

1. Print AER Payment Voucher and instructions
2. The AER Payment Voucher and check are first received and processed by Bank of America for check deposits, return receipts for certified mails will be stamped by Bank of America rather than AQMD. Please mail the required AER Payment Voucher and check to the following address:

South Coast Air Quality Management District
Annual Emission Reporting Program
File No. 54493
Los Angeles, CA 90074-4493

NOTE: For any overnight delivery, example FedEx, please use the following address:

Bank of America Lockbox Services
Lockbox LAC-054493
2706 Media Center Drive
Los Angeles, CA. 90065

If you wish to use a messenger (or hand deliver), the package should be delivered to the cashier's booth at AQMD Headquarters at the address listed below in Diamond Bar on or before 5:00 p.m. 3/17/2019 Please note that AQMD is closed on Mondays.

South Coast Air Quality Management District
ATTN: Cash Management
Annual Emission Reporting Program
21865 Copley Drive
Diamond Bar, CA 91765-4178

Please Note: To avoid late payment surcharges, all mails must be postmarked by the Post Office on or before 3/17/2019.

AER Report Status

Report Status:	Submitted
Submission Date/Time:	12/3/2019 11:17:34 AM
Submitted By:	test 2014 (testaer2014@gmail.com)
Payment Status:	Un Paid

Show More AER Report History

AQMD web site Home | AER Web Site | Submit question/comment | Report a Bug

AER Report History

Report Status:	Ready For Review
Generation Date/Time:	12/3/2019 11:03:31 AM
Generated By:	test 2014 (testaer2014@gmail.com)
Report Status:	Work In Progress
Changed Date/Time:	11/22/2019 2:39:01 PM
Changed By:	
Report Status:	Available
Created Date/Time:	11/21/2019 4:57:21 AM
Created By:	

Online Payment Only Provided for Fee ≤ $300,000

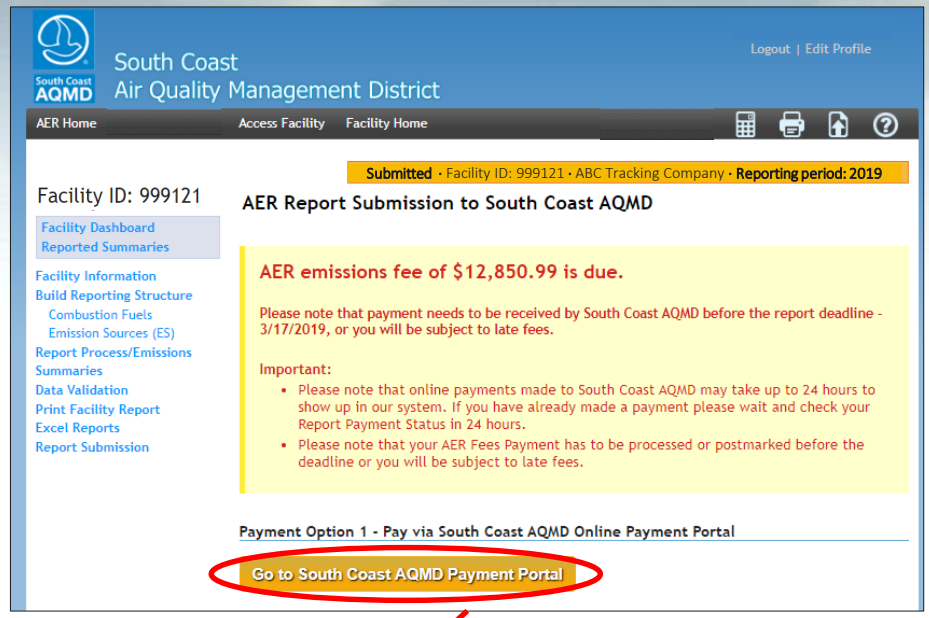

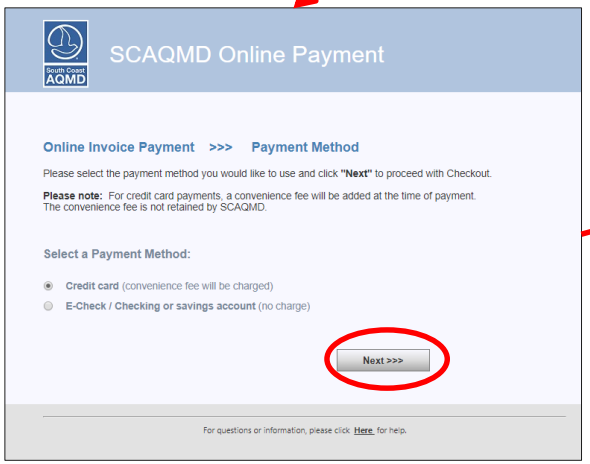

Credit card

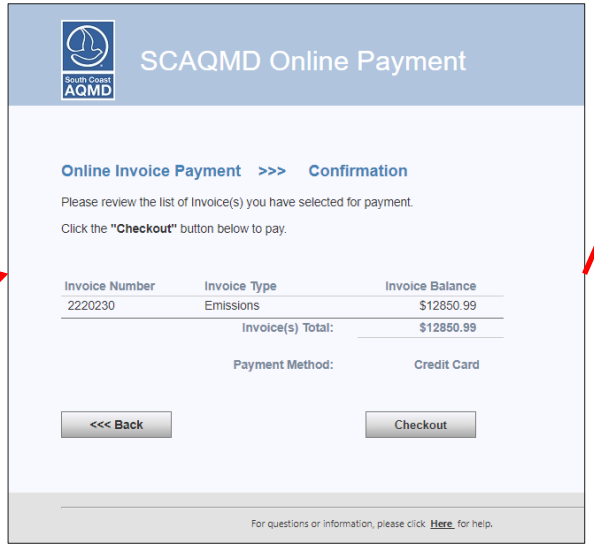

SCAQMD Online Payment

Terms of Payment

TERMS OF PAYMENT

PLEASE READ THESE TERMS OF PAYMENT CAREFULLY.

IT CONTAINS VERY IMPORTANT INFORMATION ABOUT YOUR RIGHTS AND OBLIGATIONS, AS WELL AS LIMITATIONS AND EXCLUSIONS THAT MAY APPLY TO YOU.

Conditions of Payment
These Terms of Payment set forth apply between you and the South Coast Air Quality Management District ("South Coast AQMD") with respect to your payment from South Coast AQMD's website. These Terms of Payment shall apply and may not be altered, supplemented, or amended by the use of any other document.

Payments made to this Internet Site are limited to customers who are at least 18 years of age and who are residents of either the United States of America or foreign countries supporting a minimum of 128 bit encryption. South Coast AQMD will NOT accept payments through this website from parties who are underage. By submitting your payment through this website, you certify that you meet all of the requirements set forth in these Terms of Payment.

Credit/Debit Card/e-check Payments
Payments are limited to e-checks, American Express, Discover Card, Visa & Master Card and are the only methods of payment that will be accepted through this website. All payments received by South Coast AQMD are subject to acceptance at South Coast AQMD's sole discretion.

Other Payment Methods
Please note that in addition to the website, payments can be mailed to South Coast AQMD, P.O. Box 4943, Diamond Bar, CA 91765. South Coast AQMD payments may also be made in person Tuesday through Friday, between the hours of 8:00am and 5:00pm Pacific Standard Time at 21865 Copley Drive, Diamond Bar, CA 91765.

Payment Date
Your payment is deemed received at the time you select the "Submit" button for a payment if we confirm the transaction and provide you with a confirmation number.

Transaction Receipt
A payment is not deemed made until we provide you with an online confirmation number for such payment. You can download or print a copy of the receipt page with your confirmation number for your records. In addition, we will send you an email confirmation of your payment.

Your Representations
In addition to the representations in the Terms of Use, you represent to us that: (i) the information you provide to us will be accurate; (ii) you have the right to authorize us to obtain payment from the account designated in your instruction; and (iii) no other person's authorization or action is needed to approve our creation and processing of the payment against your designated account.

Electronic Communications
In order to use our South Coast AQMD website, you will need a working connection to the Internet from a personal computer device. Your Internet browser must support the Secure Sockets Layer (SSL), 128-bit encryption protocol. Mozilla Firefox 2.X or higher and Microsoft Internet Explorer 5.X or higher will support this feature. You also will need either a printer connected to your computer to print Communications or sufficient hard drive space available to save the information. You must have your own Internet service provider (ISP), as we do not provide ISP services.

Refunds
All refunds will be processed through South Coast AQMD's Billing Services Department. They may be contacted at (909) 396-2900 for further assistance.

Disclaimers; Limitation of Liability
In addition to the limitation of liability included in the Terms of Use, you agree that for any liability related to the payment, neither South Coast AQMD nor the County of Los Angeles is liable for any amount of damages above the aggregate dollar amount paid by you under this Terms of Payment.

Amendments/Termination
We reserve the right to amend (add to, delete or change) these Terms of Payment.

Entire Agreement
These Terms of Payment, the Terms of Use, and the Privacy & Security Policy constitute the entire agreement between South Coast AQMD and you.

By clicking/pressing the "Agree" button below, you are confirming that: (1) you agree to receive Communications electronically; (2) your computer system meets the requirements set forth above; (3) you are able to access and print or store information presented at this Site; and (4) you agree to this Terms of Payment, which will be deemed to supplement the Terms of Use and Privacy & Security Policy found elsewhere at this Site.

Last Updated: 08/29/2012

☐ **I agree that I have read fully and accept the above terms and conditions**

Go Back/Edit | Cancel | Continue

Terms of Payment | Terms of Use | Privacy & Security Policy

Browser Support

SCAQMD Online Payment

Payment Confirmation
Click "Process Payment" to proceed.

Facility ID :

Facility Name :

Invoice Amount	Invoice Type	Amount Due
2220230	Emissions	$12,850.99
	Payment Amount:	$12,850.99
	Convenience Fee:	$289.15
	Total Payment Amount:	**$13,140.14**

Card Information

Card Number	*5454
Expiration Date	5/20
Payment Type	

Billing Information

***Name**	Jack
Country	US
***Address**	Smith
***City**	Diamond Bar
***State**	CA
***Zip**	91765
Phone	
***Email**	mfirouzian@aqmd.gov

Go Back/Edit | Cancel | Process Payment

Terms of Payment | Terms of Use | Privacy & Security Policy

Browser Support

SCAQMD Online Payment

Thank you for your payment.

Please print this receipt and keep it for your records.

Facility ID :

Facility Name :

Invoice Amount	Invoice Type	Amount Due
2220230	Emissions	$12,850.99
	Payment Amount:	$12,850.99
	Convenience Fee:	$289.15
	Total Payment Amount:	**$13,140.14**

Receipt Number: 4006508615

Transaction Date: 12/18/2019 03:52 PM

Payment Type:

Account Number: *5454

Print | View as PDF | Finish

Browser Support

Terms of Payment | Terms of Use | Privacy & Security Policy

South Coast Air Quality Management District

Logout | Edit Profile

AER Home | Access Facility | Facility Home

Submitted • Facility ID: 999121 • ABC Tracking Company • Reporting period: 2019

Facility ID: 999121

Facility Dashboard
Reported Summaries
Facility Information
Build Reporting Structure
Combustion Fuels
Emission Sources (ES)
Report Process/Emissions
Summaries
Data Validation
Print Facility Report
Excel Reports
Report Submission

AER Report Submission to South Coast AQMD

AER Report has been signed and submitted to South Coast AQMD.

In case of any changes requires or report needs to be re-generated, please use 'Request Amendments' button.

Request Amendments

AER Report Status

Report Status:	Submitted
Submission Date/Time:	12/3/2019 11:17:34 AM
Submitted By:	test 2014 (testaer2014@gmail.com)
Payment Status:	Paid
Payment Information:	Invoice #2220230 is issued for $12,850.99
Report Files:	

Clean out the db please

Record created before the 2019-12-05 change

Show More AER Report History

AQMD web site Home | AER Web Site | Submit question/comment | Report a Bug

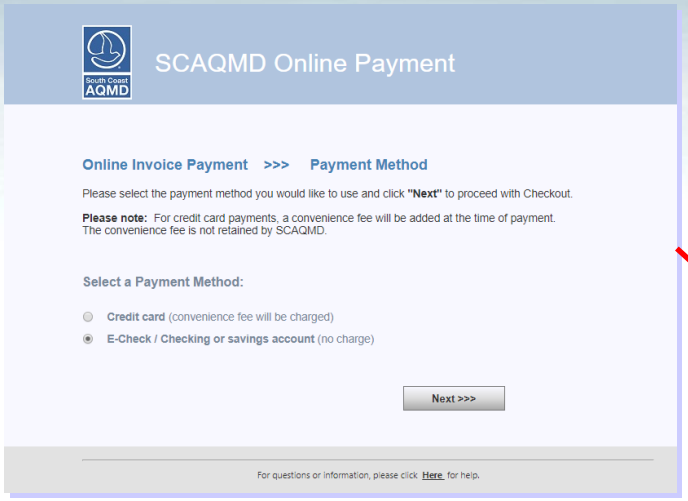

E-Check

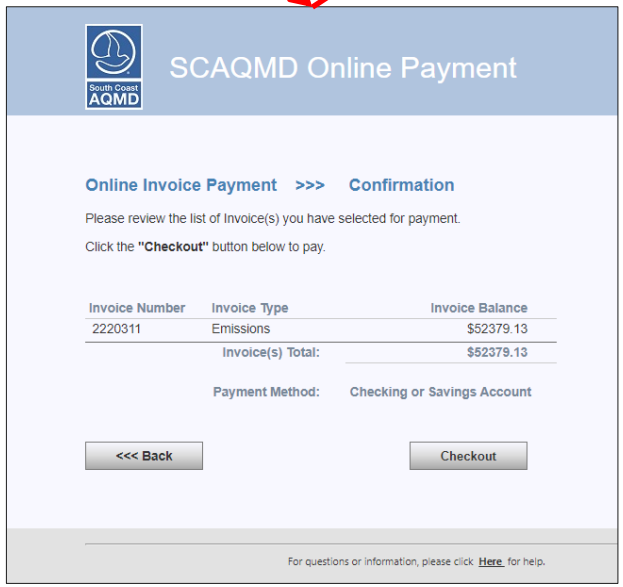

Same as Credit Card Option …

Mail in Payment Only for Fees > $300,000

South Coast AQMD
South Coast Air Quality Management District

Logout | Edit Profile

AER Home | Access Facility | Facility Home

Submitted · Facility ID: 999121 · ABC Tracking Company · Reporting period: 2019

Facility ID: 999121

- Facility Dashboard
- Reported Summaries
- Facility Information
- Build Reporting Structure
  - Combustion Fuels
  - Emission Sources (ES)
- Report Process/Emissions
- Summaries
- Data Validation
- Print Facility Report
- Excel Reports
- Report Submission

AER Report Submission to South Coast AQMD

AER emissions fee of $12,850.99 is due.

Please note that payment needs to be received by South Coast AQMD before the report deadline - or you will be subject to late fees.

Important:

- Please note that online payments made to South Coast AQMD may take up to 24 hours to show up in our system. If you have already made a payment please wait and check your Report Payment Status in 24 hours.
- Please note that your AER Fees Payment has to be processed or postmarked before the deadline or you will be subject to late fees.

Payment Option 1 - Pay via South Coast AQMD Online Payment Portal

Go to South Coast AQMD Payment Portal

Payment Option 2 - Pay via Check

1. Print AER Payment Voucher and instructions
2. The AER Payment Voucher and check are first received and processed by Bank of America for check deposits, return receipts for certified mails will be stamped by Bank of America rather than AQMD. Please mail the required AER Payment Voucher and check to the following address:

South Coast Air Quality Management District
Annual Emission Reporting Program
File No. 54493
Los Angeles, CA 90074-4493

NOTE: For any overnight delivery, example FedEx, please use the following address:

Bank of America Lockbox Services
Lockbox LAC-054493
2706 Media Center Drive
Los Angeles, CA. 90065

Print AER Payment Voucher and Instructions to Mail in with Check

South Coast AQMD

AER Payment Voucher

Reporting Year: 2019
Print Date: 12/19/2019

Facility Id: 999121
Facility Name: ABC Tracking Company
Facility Type: Amusement Park
Invoice#: 2220498

Total Emissions and Fees

Submittal Date: No later than March 17 2019	Total Permitted Emissions (tons)	Total Non-Permitted Emissions (tons)	Total RECLAIM Emissions (tons)	Total Emission (tons)	Total Emissions/ Subject To Fee (tons)	Emissions Due Fees
Organic Gasses	4.95	77.99		82.94	83.00	$79,342.92
Specific Organics	0.00	0.00		0.00	0.00	$0.00
Nitrogen Oxides	0.00	4.95	0.00	4.95	5.00	$757.10
Sulfur Oxides	0.00	0.02	0.00	0.02	0.00	$0.00
Carbon Monoxide	0.00	1.33		1.33	0.00	$0.00
Particulate Matter	0.00	0.29		0.29	0.00	$0.00

1. TOTAL EMISSION FEES FOR ALL CRITERIA POLLUTANTS	$80,100.02
2. TOXIC AIR CONTAMINANTS/ OZONE DEPLETER FEES (Total amount from Form TACS or DC)	$14,209.66
3. TOTAL FEES DUE	$94,309.68
4. INSTALLMENTS PAID FOR 2019 - (if any) -- All Criteria Pollutants	$0.00
5. INSTALLMENTS PAID FOR 2019 - (if any) -- Toxic Air Contaminants/Ozone Depleters	$0.00
6. BALANCE DUE (Line 3 - Line 4 - Line 5)	$94,309.68
7. LATE PAYMENT SURCHARGE	$23,577.42
8. AMOUNT DUE	**$117,887.10**

Page 1 of 2

South Coast AQMD

Annual Emission Report

Reporting Year: 2019
Print Date: 01/02/2020

Facility Id: 999001
Facility Name: ABC
Facility Type:

AER Submittal Confirmation

Thank you for submitting your Annual Emissions Report for Facility ID: 103479 on 1/2/2020 3:34:29 PM.

Please print the AER Payment Voucher and include the check for emission fees due if applicable and mail them to the SCAQMD.

AER Payment Voucher and check are first received and processed by Bank of America for check deposits, return receipts for certified mails will be stamped by Bank of America rather than AQMD. Please mail the required AER Payment Voucher and check to the following address:

South Coast Air Quality Management District
Annual Emission Reporting Program
File No. 54493
Los Angeles, CA 90074-4493

* To avoid late payment surcharges, all mails must be postmarked by the Post Office on or before March 17, 2020

NOTE: For any overnight delivery, example FedEx, please use the following address:

Bank of America Lockbox Services
Lockbox LAC-054493
2706 Media Center Drive
Los Angeles, CA. 90065

If you wish to use a messenger (or hand deliver), the package should be delivered to the cashier's booth at AQMD Headquarters at the address listed below in Diamond Bar on or before 5:00 p.m. March 17, 2020
Please note that AQMD is closed on Mondays.

South Coast Air Quality Management District
ATTN: Cash Management
Annual Emission Reporting Program
21865 Copley Drive
Diamond Bar, CA 91765-4178

+

0000

Date _____ 20__

Pay to the order of _____

Memo _____ Signature _____

⑆0 1 2 3 4 5 6 7 8 9⑆ 0 1 2 3 4 5 6 7 8 9⑈ 1 2 3 4

Uploading Storage Tank Emissions into AER Reporting Tool

Add New or Select Source from Emission Source (ES) Page

AER Home | Browse Facilities | Access Facility | Facility Home

Facility ID: 999115 · SOUTH COAST AIR QUALITY MGT DIST(SCAQMD) · **Reporting period: 2020**

Facility ID: 999115

- Facility Information
- Build Reporting Structure
  - Combustion Fuels
  - Emission Sources (ES)
- Report Process/Emissions
- Summaries
- Data Validation
- Print Facility Report
- Excel Reports
- Report Submission

Build Reporting Structure

Emission Sources (ES) Classification

This section contains facility permit profile. Please make sure that every device has a specified Emission Source (ES). New emission sources can also be added.

Storage Tank Emissions Batch File Import - Click here for more instructions.

Displaying 93 emission sources. You can use filter to narrow down selection.

A/N | Permit NO
AER Device ID | Permit Device ID

Search Emission Sources

Add New Emission Source

Search: | Print Preview

Action	A/N	Permit NO	Permit Device ID	Permit Equipment Description	AER Device ID	ES Name	ES Group Name	Source Category	Has Emissions	Equipment	ES Status	Process Reference
Open					ES163			Storage Tanks	Y	Storage tank – Will upload file with estimated emissions	Work in progress	Reference

Add Source Information and Categorized Emission Source

Facility ID: 999999 · SOUTH COAST AIR QUALITY MGT DIST(SCAQMD) · **Reporting period: 2020**

Facility ID: 999999

- Facility Information
- Build Reporting Structure
  - Combustion Fuels
  - Emission Sources (ES)
- Report Process/Emissions
- Summaries
- Data Validation
- Print Facility Report
- Excel Reports
- Report Submission

Edit Emission Source

Providing correct information and proper selection categories would help to classify emission source.

Permitted	☑
Uploaded	☐
A/N	111111 Add New
Permit No	
Permit Device ID	
AER Device ID	will be assigned upon saving
ES Name	Storage Tank No1
Operating ES Status	Normal Operation *
Comment	
Emission Source Category	Categorize Emission Source *
Design Capacity	0

Save or Save and return to List of Emission Sources or

Save and proceed to Process Reporting or Cancel

Optional: Save and Mark as Completed

Categorizing Source (Part 1)

Facility ID: 999999 · SOUTH COAST AIR QUALITY MGT DIST(SCAQMD) · Reporting period: 2020

Facility ID: 999999

Categorize Emission Source

Permitted	A/N	Permit No	Permit Device ID	Permit Equipment Description	AER Device ID	ES Name
Yes	111111				ESnull	Storage Tank No1

1. External Combustion Equipment (e.g., boiler, dryer, oven, furnace, heater, afterburner, flare, kiln or incinerator) click here to select one the following Equipment:
2. Internal Combustion Equipment (e.g., internal combustion engine (excluding vehicles), turbine or micro turbine) click here to select one of the following Equipment:
3. Spray Coating/Spray Booth (e.g., coatings, solvents, adhesives, etc.) click here to select one of the following Equipment:
4. Other Use of Organics (e.g., coatings, solvents, inks, adhesives, etc.) except in Spray Coating/Spray Booth, click here to select one of the following Equipment:
5. Liquid Storage Tank (e.g. Underground, Aboveground, Small Tanks, Dispensing Systems) click here to select one of the following Equipment:
6. Fugitive Components (Emission Leaks from Process Components per Rule 462, 1173 and 1176), click here to select all applicable Equipment:
7. Other Processes (does not fit in any of the groups mentioned above), click click here to mark "Other Process Equipment":

Save Cancel

Categorizing Source (Part 2)

Facility ID: 999999 · SOUTH COAST AIR QUALITY MGT DIST(SCAQMD) · Reporting period: 2020

Facility ID: 999999

Categorize Emission Source

Permitted	A/N	Permit No	Permit Device ID	Permit Equipment Description	AER Device ID	ES Name
Yes	111111				ESnull	Storage Tank No1

1. External Combustion Equipment (e.g., boiler, dryer, oven, furnace, heater, afterburner, flare, kiln or incinerator) click here to select one the following Equipment:
2. Internal Combustion Equipment (e.g., internal combustion engine (excluding vehicles), turbine or micro turbine) click here to select one of the following Equipment:
3. Spray Coating/Spray Booth (e.g., coatings, solvents, adhesives, etc.) click here to select one of the following Equipment:
4. Other Use of Organics (e.g., coatings, solvents, inks, adhesives, etc.) except in Spray Coating/Spray Booth, click here to select one of the following Equipment:
5. Liquid Storage Tank (e.g. Underground, Aboveground, Small Tanks, Dispensing Systems) click here to select one of the following Equipment:
   - ☐ Storage tank and Dispensing
   - ☐ Underground Small storage tank - <10,000 gallons
   - ☐ Above Ground Small storage tank - <10,000 gallons
   - ☑ Storage tank – Will upload file with estimated emissions
6. Fugitive Components (Emission Leaks from Process Components per Rule 462, 1173 and 1176), click here to select all applicable Equipment:
7. Other Processes (does not fit in any of the groups mentioned above), click click here to mark "Other Process Equipment":

Save Cancel

Upload of Storage Tank Emissions Batch File

AER Home | Browse Facilities | Access Facility | Facility Home

Facility ID: 999115 · SOUTH COAST AIR QUALITY MGT DIST(SCAQMD) · **Reporting period: 2020**

Facility ID: 999115

- Facility Information
- Build Reporting Structure
  - Combustion Fuels
  - **Emission Sources (ES)**
- Report Process/Emissions
- Summaries
- Data Validation
- Print Facility Report
- Excel Reports
- Report Submission

Build Reporting Structure

Emission Sources (ES) Classification

This section contains facility permit profile. Please make sure that every device has a specified Emission Source (ES). New emission sources can also be added.

Storage Tank Emissions Batch File Import - Click here for more instructions.

Displaying 93 emission sources. You can use filter to narrow down selection.

A/N | Permit NO
AER Device ID | Permit Device ID

Search Emission Sources

Add New Emission Source

Search: | Print Preview

Action	A/N	Permit NO	Permit Device ID	Permit Equipment Description	AER Device ID	ES Name	ES Group Name	Source Category	Has Emissions	Equipment	ES Status	Process Reference
Open					ES163			Storage Tanks	Y	Storage tank – Will upload file with estimated emissions	Work in progress	Reference

Choose Upload File and Provide Comment

Facility ID: 999115 · SOUTH COAST AIR QUALITY MGT DIST(SCAQMD) · **Reporting period: 2020**

Build Reporting Structure

Emission Sources (ES) Classification

This section contains facility permit profile. Please make sure that every device has a specified Emission Source (ES). New emission sources can also be added.

Storage Tank Emissions Batch File Import - Click here for more instructions.

The AER Reporting Tool supports import of data files that are formatted to the output file generated by the EPA TANKS program, Version 4.0.9.d. Please see http://www.aqmd.gov/docs/default-source/planning/annual-emission-reporting/batchtankfiles.pdf for further guidance.

Select batch file in EPA TANKS format

Choose File **Storage Ta...missions.xls**

```
Storage tank emissions estimated using AP-42, Vol I,
Chapter 7.1 (June 2020) methodologies
```

*

Import

Questions & Answers