



South Coast Air Quality Management District

21865 Copley Drive, Diamond Bar, CA 91765-4178
(909) 396-2000 • www.aqmd.gov

HYBRID INVESTMENT OVERSIGHT COMMITTEE

Committee Members

Vice Chair Michael A. Cacciotti, Committee Chair
Supervisor Curt Hagman
Councilmember Brenda Olmos
Board Member Veronica Padilla-Campos
Richard Dixon
Sarah Meacham
Jill Whynot

March 14, 2025 ♦ 8:00 a.m.

TELECONFERENCE LOCATIONS

Paramount City Hall
16400 Colorado Ave.
Paramount, CA 90723

Pacoima Beautiful
12510 Van Nuys Blvd., Unit 302
Pacoima, CA 91331

3320 Viewcrest Drive
Burbank, CA 91504

A meeting of the South Coast Air Quality Management District Investment Oversight Committee will be held at 8:00 a.m. on Friday, March 14, 2025 through a hybrid format of in-person attendance in the Dr. William A. Burke Auditorium at the South Coast AQMD Headquarters, 21865 Copley Drive, Diamond Bar, California, and remote attendance via videoconferencing and by telephone. Please follow the instructions below to join the meeting remotely.

Please refer to South Coast AQMD's website for information regarding the format of the meeting, updates if the meeting is changed to a full remote via webcast format, and details on how to participate:

<http://www.aqmd.gov/home/news-events/meeting-agendas-minutes>

ELECTRONIC PARTICIPATION INFORMATION

(Instructions provided at bottom of the agenda)

Join Zoom Webinar Meeting - from PC or Laptop

<https://scaqmd.zoom.us/j/94175952211>

Zoom Webinar ID: 941 7595 2211 (applies to all)

Teleconference Dial In

+1 669 900 6833

One tap mobile

+16699006833, 94175952211#

**Audience will be allowed to provide public comment in person
or through Zoom connection or telephone.**

PUBLIC COMMENT WILL STILL BE TAKEN.

Cleaning the air that we breathe...

AGENDA

Members of the public may address this body concerning any agenda item before or during consideration of that item (Gov't. Code Section 54954.3(a)). If you wish to speak, raise your hand on Zoom or press Star 9 if participating by telephone. All agendas for regular meetings are posted at South Coast AQMD Headquarters, 21865 Copley Drive, Diamond Bar, California, at least 72 hours in advance of the regular meeting. Speakers may be limited to three (3) minutes total for all items on the agenda.

CALL TO ORDER

- Roll Call

DISCUSSION ITEMS – (Items 1 through 2):

- 1. Quarterly Report of Investments (No Motion Required)**
Discussion of report on investment activities, yields, and South Coast AQMD balances for the month of December 2024.
Sujata Jain pgs. 1-35
Chief Financial Officer
- 2. Financial Market Update (No Motion Required)**
Information regarding demographic and economic conditions within the South Coast AQMD will be provided.
Richard Babbe pgs. 36-68
Senior Managing Consultant
(PFM Asset Mgmt. LLC)

ACTION ITEM – (Item 3):

- 3. Approve South Coast AQMD Annual Investment Policy and Delegation of Authority to Los Angeles County Treasurer to Invest South Coast AQMD Funds (Motion Required)**
State law requires a local government entity to provide an annual statement of investment policy for consideration at a public meeting and to renew its delegation of authority to its treasurer to invest or to reinvest funds of the local agency.
Sujata Jain pgs. 69-78

OTHER MATTERS:

- 4. Other Business**
Any member of the Committee, or its staff, on their own initiative or in response to questions posed by the public, may ask a question for clarification, may make a brief announcement or report on their own activities, provide a reference to staff regarding factual information, request staff to report back at a subsequent meeting concerning any matter, or may take action to direct staff to place a matter of business on a future agenda. (Gov't. Code Section 54954.2)
- 5. Public Comment Period**
At the end of the regular meeting agenda, an opportunity is provided for the public to speak on any subject within the Committee's authority that is not on the agenda. Speakers may be limited to three (3) minutes each.
- 6. Next Meeting Date:** Friday, June 13, 2025

ADJOURNMENT

Document Availability

All documents (i) constituting non-exempt public records, (ii) relating to an item on an agenda for a regular meeting, and (iii) having been distributed to at least a majority of the Committee after the agenda is posted, are available by contacting Genny Pearce at (909) 396-2121 or send the request to gpearce@aqmd.gov.

Americans with Disabilities Act and Language Accessibility

Disability and language-related accommodations can be requested to allow participation in the Investment Oversight Committee meeting. The agenda will be made available, upon request, in appropriate alternative formats to assist persons with a disability (Gov't Code Section 54954.2(a)). In addition, other documents may be requested in alternative formats and languages. Any disability or language-related accommodation must be requested as soon as practicable. Requests will be accommodated unless providing the accommodation would result in a fundamental alteration or undue burden to the District. Please contact Genny Pearce at (909) 396-2121 from 7:00 a.m. to 5:30 p.m., Tuesday through Friday, or send the request to gpearce@aqmd.gov.

INSTRUCTIONS FOR ELECTRONIC PARTICIPATION

Instructions for Participating in a Virtual Meeting as an Attendee

As an attendee, you will have the opportunity to virtually raise your hand and provide public comment.

Before joining the call, please silence your other communication devices such as your cell or desk phone. This will prevent any feedback or interruptions during the meeting.

Please note: During the meeting, all participants will be placed on mute by the host. You will not be able to mute or unmute your lines manually.

After each agenda, the Chair will announce public comment.

A countdown timer will be displayed on the screen for each public comment.

If interpretation is needed, more time will be allotted.

Once you raise your hand to provide public comment, your name will be added to the speaker list. Your name will be called when it is your turn to comment. The host will then unmute your line.

Directions for Video ZOOM on a DESKTOP/LAPTOP:

- If you would like to make a public comment, please click on the “**Raise Hand**” button on the bottom of the screen.
- This will signal to the host that you would like to provide a public comment and you will be added to the list.

Directions for Video ZOOM on a SMARTPHONE:

- If you would like to make a public comment, please click on the “**Raise Hand**” button on the bottom of the screen.
- This will signal to the host that you would like to provide a public comment and you will be added to the list.

Directions for TELEPHONE line only:

- If you would like to make public comment, please **dial *9** on your keypad to signal that you would like to comment.




South Coast Air Quality Management District

21865 Copley Drive, Diamond Bar, CA 91765-4178
(909) 396-2000 • www.aqmd.gov

Date: February 14, 2025

To: Governing Board, Investment Oversight Committee, Executive Officer,
Chief Operating Officer, Auditor and Investment Consultant

From: Sujata Jain, Chief Financial Officer 

Subject: Investment Report for the Fourth Quarter of 2024

Overview

Under the California Government Code, all local agencies are required to submit a quarterly investment report to their legislative body. This is the Fourth quarter report on investments and provides investment information for December 2024, which is the most recent quarter-ending statement issued by South Coast AQMD's Treasurer, the Treasurer of the County of Los Angeles.

Background

Pursuant to Government Code Section 53646 and South Coast AQMD Investment Policy, the treasurer or chief fiscal officer of a local government agency is required to submit to the agency's executive officer, Governing Board, and auditor a quarterly report of investments. For investments placed in the State's Local Agency Investment Fund (LAIF), in federally insured bank or savings and loan accounts, in a county investment pool, or any combination of these, the most recent quarter-ending statement received from these institutions is submitted.

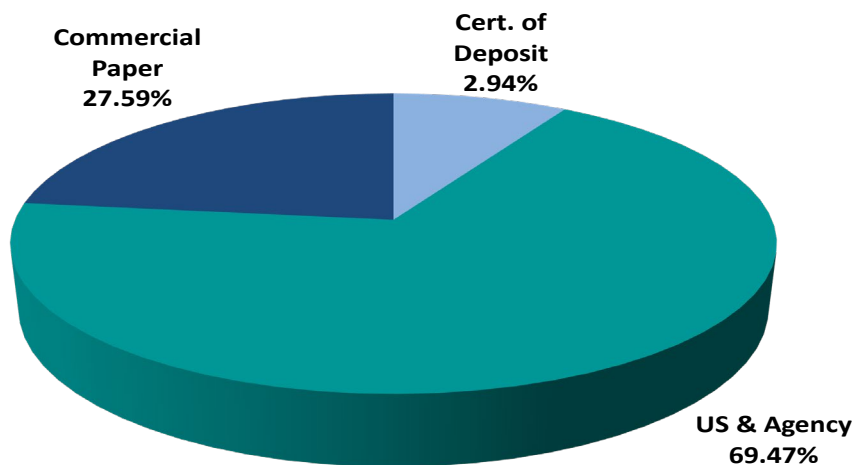
Report

Attached is the most recent report issued from the Treasurer of the County of Los Angeles regarding the County's Pooled Surplus Investment Fund (PSI) and South Coast AQMD's Special Purpose Investments (SPI). Based on the attached report (page 16) from the Treasurer, there were no exception for the month of December 2024 with regards to compliance with the County's Treasurer Policy.

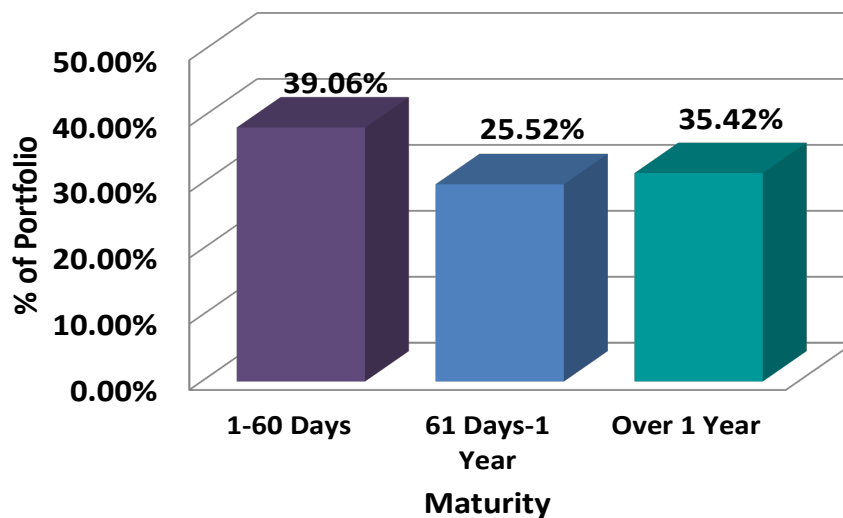
POOLED SURPLUS INVESTMENT FUND

Following is the PSI composition as of December 2024 by type of investment and maturity range.

% Composition by Security Type



Composition by Maturity Range



Following is the inventory balance and yield for the PSI for the period ending December 31, 2024.

<i>Inventory Balance</i>	
At Cost	\$61,143,334,243
At Market	\$59,180,775,588
<i>Yield</i>	3.72%

Government Code Section 53646 (b) (3) requires a statement denoting the ability of the Pooled Surplus Investment Fund to meet its disbursement requirements for the next six months. The County has provided such a statement on page 11 of the report. With regard to the South Coast AQMD, sufficient moneys are available to meet the South Coast AQMD's anticipated expenditures with anticipated revenues for the next six months.

SPECIAL PURPOSE INVESTMENTS

Implementing the Board's directive to further diversify South Coast AQMD investments by directing investments outside of the County's commingled investment pool (PSI), staff in consultation with PFM Asset Management (South Coast AQMD's Investment Consultant), and the Treasurer have directed the Treasurer to make the following specific investments on behalf of the South Coast AQMD in compliance with South Coast AQMD's investment policy.

- State of California **Local Agency Investment Fund (LAIF)** as of December 31, 2024.

<i>Balance</i>	\$39,323,315.51
<i>Yield</i>	4.43%

- U.S. Treasury as of December 31, 2024.

US Treasury Notes

<i>Par Value</i>	\$85,000,000
<i>Amortized Cost</i>	\$83,990,755
<i>Historical Cost</i>	\$83,235,660
<i>Coupon</i>	4.42%
<i>Purchase</i>	09/20/2024
<i>Maturity</i>	03/20/2025

US Treasury Notes

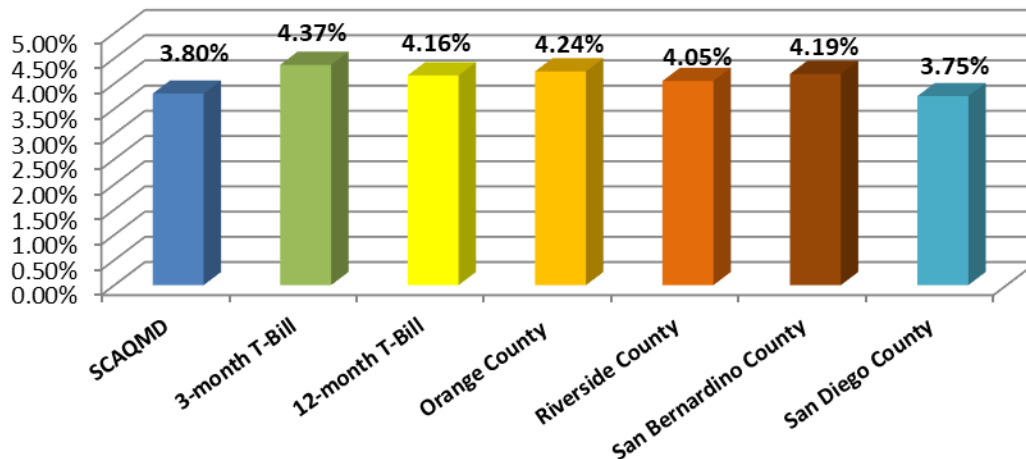
<i>Par Value</i>	\$80,000,000
<i>Amortized Cost</i>	\$78,520,400
<i>Historical Cost</i>	\$78,383,400
<i>Coupon</i>	4.25%
<i>Purchase</i>	12/25/2024
<i>Maturity</i>	06/26/2025

Information regarding these investments can be found on pages 17-35 of the report.

Summary

The South Coast AQMD's weighted average yield as of December 31, 2024 on total investments of \$1,666,407,316.01 from all sources (PSI, LAIF, SPI) was 3.80% based on the earned interest yield for the PSI, LAIF, and SPI. Following is a comparison of earnings/yield for the South Coast AQMD to U.S. Treasury bills and local investment pools as of December 31, 2024.

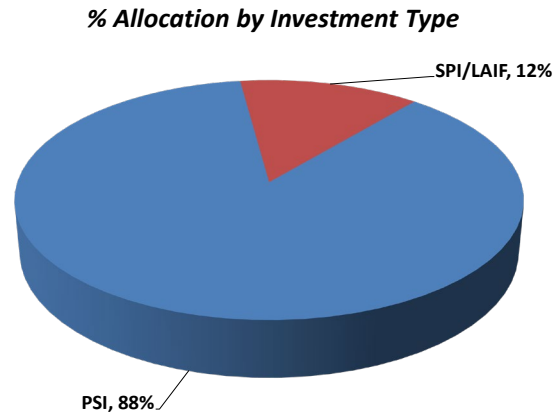
Comparison of Earnings/Yields



South Coast AQMD cash balances in the General Fund (South Coast AQMD operating moneys), Trust and Agency Funds (moneys held for others), Capital Improvement and Special Revenue Funds (moneys held for special purposes) were invested as follows:

Fund Type	PSI		SPI/LAIF		SPI/Other		Total
	\$M	%	\$M	%	\$M	%	\$M
General	115.3	74.2%	10.6	6.8%	29.4	18.9%	155.3
Trust and Agency	0.05	100.0%	0.00	0.0%	0.00	0.0%	0.05
Special Revenue	1347.7	89.6%	28.7	1.9%	127.3	8.5%	1503.7
Capital Improvement	0.9	100.0%	0.0	0.0%	0.0	0.0%	0.9
Debt Service	1.5	23.4%	0.0	0.0%	4.9	76.6%	6.4
TOTAL	\$1,465.5		\$ 39.3		\$ 161.6		\$1,666.4

Weighted Avg Maturity (Yrs): PSI – 1.77 LAIF - 0.69 SPI – 0.39



This report is being transmitted to the Investment Oversight Committee for their review and comment. Any comments received from the Committee will be reviewed at their next regularly scheduled meeting and reported to the Governing Board as part of the Committee's report.



ELIZABETH BUENROSTRO GINSBERG
TREASURER AND TAX COLLECTOR

COUNTY OF LOS ANGELES
TREASURER AND TAX COLLECTOR

Kenneth Hahn Hall of Administration
500 West Temple Street, Room 437
Los Angeles, California 90012
Telephone: (213) 974-2101 Fax: (213) 626-1812
ttc.lacounty.gov and propertytax.lacounty.gov

Board of Supervisors

HILDA L. SOLIS
First District

HOLLY J. MITCHELL
Second District

LINDSEY P. HORVATH
Third District

JANICE HAHN
Fourth District

KATHRYN BARGER
Fifth District

January 31, 2025

TO: Supervisor Kathryn Barger, Chair
Supervisor Hilda L. Solis
Supervisor Holly J. Mitchell
Supervisor Janice Hahn
Supervisor Lindsey P. Horvath

FROM: Elizabeth Buenrostro Ginsberg
Treasurer and Tax Collector

SUBJECT: REPORT OF INVESTMENTS FOR THE MONTH OF DECEMBER 2024

The Report of Investments for the month of December 2024 has been compiled pursuant to the California Government Code and the Treasurer and Tax Collector's Investment Policy.

All investments made during the month of December 2024 were in accordance with the California Government Code and conform to the Treasurer and Tax Collector's Investment Policy.

The attached Schedules A and B summarize important Treasury Pool information. You will find the complete monthly Report of Investments at the following link:

<https://ttc.lacounty.gov/monthly-reports/>

Should you have any questions, please contact me directly or your staff may contact Ms. Damia J. Johnson, Assistant Treasurer and Tax Collector, of my staff at (213) 974-2139 or djohnson@ttc.lacounty.gov.

EBG:LP:DJJ:JK:mn

Attachments

c: Chief Executive Officer
Executive Officer, Board of Supervisors
Auditor-Controller
County Counsel

**POOLED SURPLUS AND SPECIFIC PURPOSE INVESTMENTS
AS OF DECEMBER 31, 2024**

SCHEDULE A

<u>PORTFOLIO PROFILE</u>	<u>Pooled Surplus Investments</u>	<u>Specific Purpose Investments</u>
Inventory Balance at 12/31/24		
At Cost	\$ 61,143,334,243	\$ 280,701,211
At Market	\$ 59,180,775,588	\$ 258,227,109
Repurchase Agreements	\$ -	\$ -
Reverse Repurchase Agreements	\$ -	\$ -
Composition by Security Type:		
Certificates of Deposit	2.94%	0.00%
United States Government and Agency Obligations	69.47%	84.08%
Bankers Acceptances	0.00%	0.00%
Commercial Paper	27.55%	0.00%
Municipal Obligations	0.04%	0.57%
Corporate and Deposit Notes	0.00%	0.00%
Repurchase Agreements	0.00%	0.00%
Asset-Backed	0.00%	0.00%
Other	0.00%	15.35%
1-60 days	39.06%	0.00%
61 days-1 year	25.52%	73.28%
Over 1 year	35.42%	26.72%
Weighted Average Days to Maturity	648	

**POOLED SURPLUS AND SPECIFIC PURPOSE INVESTMENTS
AS OF DECEMBER 31, 2024**

SCHEDULE A1

The following is a summary of the credit quality distribution and concentration of credit risk by investment type as a percentage of each portfolio's cost at December 31, 2024:

<u>PSI</u>	<u>S&P</u>	<u>Moody's</u>	<u>Fitch</u>	<u>% of Portfolio</u>
Commercial Paper	A-1	P-1	F1	27.55%
Municipals:				
Los Angeles County Securities	AA+	Aa1	AAA	0.04%
Negotiable Certificates of Deposit	A-1	P-1	F1	2.94%
U.S. Agency Securities	AA+	Aaa	AAA	49.89%
U.S. Treasury Securities:				
U.S. Treasury Notes	AA+	Aaa	AA+	3.59%
U.S. Treasury Bills	AA+	Aaa	AA+	15.99%
				<u>100.00%</u>
 <u>SPI</u>				
Local Agency Investment Fund	Not Rated	Not Rated	Not Rated	15.35%
Los Angeles County Securities	AAA	Aa1	AAA	0.57%
U.S. Agency Securities	AA+	Aaa	AAA	26.15%
U.S. Treasury Securities:				
U.S. Treasury Bills	AA+	Aaa	AA+	57.93%
				<u>100.00%</u>

POOLED SURPLUS EARNINGS REPORT
DECEMBER 31, 2024

SCHEDULE B

**TREASURER POOLED SURPLUS
INVESTMENT PORTFOLIO**

Investment Balance 12/31/24	\$ 61,143,334,243
Market Value at 12/31/24	\$ 59,180,775,588
Average Daily Balance	\$ 60,099,340,426
Gains and Losses:	
For the Month	\$ -
For the Past 12 Months	\$ -
Unrealized Gains and Losses on Transfers between Portfolio for the Month	\$ -
Earnings for the Month	\$ 190,887,006
Earnings for the Past 12 Months	\$ 2,291,899,803
Earnings Rate for the Month	3.72%

**SUMMARY REPORT OF TREASURER'S DEPOSITORY ACCOUNTS
AS OF DECEMBER 31, 2024**

SCHEDULE C

<u>Bank Name</u>	<u>Balance</u>
Bank of America - Concentration	\$ 57,800,445.45
Bank of Montreal - Concentration	\$ 136,263,184.54 (A)
Citibank - Concentration	\$ 151,144.87
JP Morgan Chase - Concentration	\$ 100,658,142.06 (B)
Wells Fargo - Concentration	<u>\$ -</u>
Total Ledger Balance for all Banks	<u><u>\$ 294,872,916.92</u></u>

(A) \$126.52 million of this amount is related to the deposit of funds in an interest-bearing money market savings account, in accordance with the Treasurer's authority under California Government Code

(B) \$100 million of this amount is related to the deposit of funds in an interest-bearing money market savings account, in accordance with the Treasurer's authority under California Government Code Section 53633.

TREASURER'S ACTIVITY FOR DECEMBER 2024
AND CASH AVAILABILITY
FOR THE NEXT SIX-MONTH PERIOD

SCHEDULE D

Government Code Section 53646 (b) (3) requires the Treasurer and Tax Collector to include a statement in the investment report, denoting the ability of the Pooled Surplus Investment Fund to meet its disbursement requirements for the next six months.

The Los Angeles County Pooled Surplus Investment Fund consists of funds in its treasury deposited by various entities required to do so by statute, as well as those entities voluntarily depositing monies in accordance with Government Code Section 53684.

The Treasurer and Tax Collector is required to disburse monies placed in the treasury as directed by the Auditor-Controller, except for the making of legal investments, to the extent funds are transferred to one or more clearing funds in accordance with Government Code Section 29808.

The Treasurer and Tax Collector, in his projection of cash availability to disburse funds as directed by the Auditor-Controller, is relying exclusively on historical Pooled Surplus Investment Fund deposits and disbursements and future cash flow projections provided by the depositing entities. No representation is made as to an individual depositor's ability to meet their anticipated expenditures with anticipated revenues.

Summary of Activity for December 2024

Total Deposits	\$	14,900,183,383.75
Total Disbursements	\$	9,759,514,772.81
Discretionary Funds Liquidity Withdrawal Ratio:		
As of December 31, 2024		1.81

Six-Month Cash Availability Projection:

	Investment			Cumulative
Month	Maturities	Deposits	Disbursements	Available Cash
January	\$ 14,244,719,000.00	\$ 5,531,200,000.00	\$ 9,450,100,000.00	\$ 10,325,819,000.00
February	\$ 9,937,822,000.00	\$ 4,495,500,000.00	\$ 6,896,500,000.00	\$ 17,862,641,000.00
March	\$ 9,782,742,000.00	\$ 7,061,700,000.00	\$ 7,631,000,000.00	\$ 27,076,083,000.00
April	\$ 3,205,000,000.00	\$ 12,239,400,000.00	\$ 8,428,500,000.00	\$ 34,091,983,000.00
May	\$ 1,650,308,000.00	\$ 4,143,500,000.00	\$ 8,411,900,000.00	\$ 31,473,891,000.00
June	\$ 581,000,000.00	\$ 4,733,200,000.00	\$ 8,360,100,000.00	\$ 28,427,991,000.00

TREASURER'S INVESTMENT STRATEGY

SCHEDULE E

Two portfolios are maintained by the Los Angeles County Treasurer.

The Pooled Surplus Investment (PSI) Portfolio is used to account for all pooled investments. The PSI strategy is to maintain principal and to provide sufficient cash to meet expenditure needs. The cash flow needs of our pool members are monitored daily to ensure that sufficient liquidity is maintained to meet the needs of participants. A review of the PSI Portfolio's cash flow projections at the preparation date of this report indicates that longer average days to maturity may be prudent. On August 30, 2021, the Treasurer increased the average days to maturity target range from between 1 and 3 years to between 1 and 4 years.

In December 2024, the Treasurer placed \$298.90 million in the Bank of Montreal Market Plus Account and \$100 million in JP Morgan Chase Money Market Account in accordance with the Treasurer's authority under California Government Code Section 53633. At month-end, \$126.52 million remained in the Bank of Montreal Money Market Plus Account and \$100 million in the JP Morgan Chase Money Market Account. These accounts are collateralized in accordance with California Government Code Section 53652. The balances and income are included in the Pool's earnings rate calculations.

The Specific Purpose Investment Portfolio (SPI) is used to account for specific investments requested by various entities to provide for specific needs not available if monies are placed in a pool. The individual investment strategies are targeted for the needs of the requesting entity.

Expected cash flow projections for the next twelve months continue to indicate that sufficient cash is available for participants' estimated needs. We will continue our basic investment philosophy to buy and hold to a designated maturity, high quality fixed income investments.

TREASURER AND TAX COLLECTOR
REPORT OF INVESTMENTS
DEFINITIONS OF SECURITIES

AGENCIES – Securities (debentures and notes) issued by Federal agencies, such as Federal Home Loan Banks (FHLB), and Federal Farm Credit Banks (FFCB). Agency Securities are issued on both a discount and coupon basis and have a variety of maturity periods. A few are backed by the full faith and credit of the United States Government, some are guaranteed by the Treasury or supported by the issuing agency's right to borrow from the Treasury, and some lack any formal governmental backing. Government National Mortgage Association (GNMA) and Federal Home Loan Mortgage Corp. (FHLMC) securities are mortgage-backed.

ASSET BACKED SECURITIES – Corporate notes secured by an identifiable pool of assets such as loans, leases, and installment contracts or trade receivables. The interest rate is fixed and paid either on a monthly or semi-annual basis. In some cases, a portion of the principal is also paid monthly.

BANKERS ACCEPTANCES – Negotiable time drafts drawn on foreign or domestic banks to finance the export, import, shipment, and storage of goods. The drafts are sold at a discount and redeemed by the accepting bank at maturity for full face value. Maturities range from one to 270 days.

COLLATERALIZED CERTIFICATES OF DEPOSIT – Non-negotiable instruments evidencing a time deposit made with a bank at a fixed rate of interest for a fixed period, secured by collateral such as United States Government securities or mortgages.

COMMERCIAL PAPER – Promissory notes with a maturity of one to 270 days issued in the open market by various economic entities to finance certain short-term credit needs. Notes are issued on a discount or interest-bearing basis.

CORPORATE NOTES – Unsecured, registered debt securities issued by corporations operating within the United States at fixed or variable rates of interest for a fixed period. Interest for floating rate corporate notes is payable periodically at a rate which is adjusted monthly according to a predetermined formula. Fixed rate corporate notes pay interest semi-annually.

GOVERNMENTS – Negotiable United States Treasury securities such as Treasury bills, notes and bonds. Treasury bills are issued on a discount basis in 1-month, 3-month, 6-month, and 52-week maturities. Treasury notes and bonds are coupon issues, with one to ten year and ten to thirty year maturities, respectively. Treasury securities are guaranteed as to principal and interest by the United States Government.

FORWARD CONTRACTS – Customized contracts traded in the Over The Counter Market where the holder of the contract is obligated to buy or sell a specific amount of an underlying asset at a specific price on a specific future date.

FUTURE CONTRACTS – Standardized contracts traded on recognized exchanges where the holder of the contract is obligated to buy or sell a specific amount of an underlying asset at a specific price on a specific future date.

INTEREST RATE SWAP AGREEMENT – Contractual agreement in which two parties agree to exchange interest payment streams for a specific term. There is no exchange of principal, but a “notional amount” is established to serve as the basis for calculating the interest payment.

LOCAL AGENCY INVESTMENT FUND – Shares of beneficial interest issued by the State of California pursuant to Government Code Section 16429.1.

MONEY MARKET FUND – Shares of beneficial interest issued by diversified management companies registered with the Securities and Exchange Commission in accordance with Section 270, 2a-7 of Title 17 of the Code of Federal Regulation.

MUNICIPALS – Debt securities issued by state and local governments and their agencies, usually in the form of bonds, notes and certificates of participation. These securities may be short or long-term, and normally coupon issues are secured in some manner by the borrower.

NEGOTIABLE CERTIFICATES OF DEPOSIT – Negotiable instruments evidencing a time deposit made with a commercial bank or thrift institution at a fixed rate of interest for a fixed period. Term certificates of deposits (CDs) are issued with maturities in excess of one year, and normally pay interest semi-annually. Eurodollar CDs are dollar-denominated CDs issued by foreign (mainly London) branches of major American and foreign commercial banks. Yankee CDs are dollar-denominated CDs issued by foreign commercial banks domiciled in the United States.

OPTION CONTRACTS – Contracts traded in either the Over the Counter Market or recognized exchanges where the purchaser has the right but not the obligation to buy or sell a specific amount of an underlying asset at a specific price within a specific time period.

PROMISSORY NOTE – An unsecured promise to pay between two entities. Notes are on a discount or interest-bearing basis.

REVERSE REPURCHASE AGREEMENTS – A reverse repurchase agreement consists of two simultaneous transactions. One is the sale of securities by the County to a bank or dealer. The other is the commitment by the County to repurchase the securities at the same price at a mutually agreed upon date. The County invests the cash proceeds

of the “sale” in other securities. The term of the reverse repurchase agreements may not exceed one year. The securities “sold” are typically treasury issues.

REPURCHASE AGREEMENTS – A repurchase agreement consists of two simultaneous transactions. One is the purchase of securities by the County from a bank or dealer. The other is the commitment by the County to sell the securities back at an agreed upon date and price. The term of the repurchase agreements may not exceed thirty days. The securities “purchased” are typically treasury issues.

SECURITIES LENDING AGREEMENTS – Agreements under which the County agrees to transfer securities to a borrower who, in turn agrees to provide collateral to the County. During the term of the agreement, both the securities and the collateral are held by a third party. At the conclusion of the agreement, the securities are transferred back to the County in return for the collateral.

SUPRANATIONALS – United States dollar denominated senior unsecured unsubordinated obligations issued or unconditionally guaranteed by any of the supranational institutions identified in Government Code Section 53601(Q) which are eligible for purchase and sale within the United States.

TRUST INVESTMENTS – Shares of beneficial interest issued by a joint powers authority organized pursuant to Government Code Section 6509.7 that invests in securities and obligations authorized in Section 53601 (a) to (o) of the Government Code.

TREASURER AND TAX COLLECTOR
REPORT OF INVESTMENT TRANSACTIONS FOR DECEMBER 2024
COMPLIANCE REPORT

Portfolio Securities Not in Accordance with Treasurer Policy
For the Month of December 2024

No exceptions noted.

LOS ANGELES COUNTY TREASURER
TREASURER PORTFOLIO COMPARED TO MARKET VALUE
FOR THE PERIOD: DECEMBER 1, 2024 TO DECEMBER 31, 2024
FUND: POOLED SURPLUS INVESTMENTS
ATTACHMENT X

Security ID	CUSIP	Description	Final Maturity	Face Rate	PAR	Amortized Cost	Historical Cost	Market Value
1022381769	3133EPGV1	FEDERAL FARM CREDIT BANKS FUNDING CORP	04/28/2026	4.480	50,000,000.00	50,000,000.00	50,000,000.00	50,007,500.00
821809165	3133EMLN0	FEDERAL FARM CREDIT BANKS FUNDING CORP	12/23/2030	1.240	50,000,000.00	50,000,000.00	50,000,000.00	41,098,000.00
821810641	3133ENC22	FEDERAL FARM CREDIT BANKS FUNDING CORP	10/27/2031	1.980	20,000,000.00	20,000,000.00	20,000,000.00	16,856,600.00
821809066	3133ELSL4	FEDERAL FARM CREDIT BANKS FUNDING CORP	06/03/2030	1.250	50,000,000.00	50,000,000.00	50,000,000.00	41,993,500.00
1361041879	3133ERSS1	FEDERAL FARM CREDIT BANKS FUNDING CORP	03/11/2032	5.250	19,085,000.00	19,085,000.00	19,085,000.00	19,012,667.85
1104833997	3133EPWS0	FEDERAL FARM CREDIT BANKS FUNDING CORP	09/25/2026	5.200	25,000,000.00	25,000,000.00	25,000,000.00	25,111,000.00
821809918	3133EMNB4	FEDERAL FARM CREDIT BANKS FUNDING CORP	01/14/2031	1.380	25,000,000.00	25,000,000.00	25,000,000.00	20,596,750.00
821809490	3133EMFG2	FEDERAL FARM CREDIT BANKS FUNDING CORP	11/04/2030	1.370	50,000,000.00	50,000,000.00	50,000,000.00	41,751,000.00
1356282330	3133ERST9	FEDERAL FARM CREDIT BANKS FUNDING CORP	09/11/2030	5.120	50,000,000.00	50,000,000.00	50,000,000.00	49,836,000.00
821810656	3133ELXZ2	FEDERAL FARM CREDIT BANKS FUNDING CORP	04/27/2027	1.020	20,925,000.00	20,948,376.80	20,995,517.25	19,376,131.50
1434168057	3133ERJ69	FEDERAL FARM CREDIT BANKS FUNDING CORP	12/16/2032	5.200	25,000,000.00	25,000,000.00	25,000,000.00	24,636,000.00
821809462	3133EMVB5	FEDERAL FARM CREDIT BANKS FUNDING CORP	04/05/2029	1.730	25,000,000.00	25,000,000.00	25,000,000.00	22,305,750.00
821810615	3133EL2K9	FEDERAL FARM CREDIT BANKS FUNDING CORP	07/30/2029	1.120	20,000,000.00	20,000,000.00	20,000,000.00	17,181,400.00
821809731	3133ELC77	FEDERAL FARM CREDIT BANKS FUNDING CORP	05/27/2027	1.040	35,500,000.00	35,500,000.00	35,500,000.00	32,793,125.00
821809064	3133EMLN0	FEDERAL FARM CREDIT BANKS FUNDING CORP	12/23/2030	1.240	50,000,000.00	50,000,000.00	50,000,000.00	41,098,000.00
821809877	3133ENKZ2	FEDERAL FARM CREDIT BANKS FUNDING CORP	01/14/2032	2.000	25,000,000.00	24,911,803.07	24,875,000.00	21,070,000.00
821809507	3133ENJC5	FEDERAL FARM CREDIT BANKS FUNDING CORP	12/22/2026	1.290	25,000,000.00	25,000,000.00	25,000,000.00	23,542,500.00
821810701	3133ENFN5	FEDERAL FARM CREDIT BANKS FUNDING CORP	11/30/2026	1.540	25,000,000.00	25,000,000.00	25,000,000.00	23,699,250.00
821810441	3133ENLS7	FEDERAL FARM CREDIT BANKS FUNDING CORP	01/26/2032	2.320	25,000,000.00	25,000,000.00	25,000,000.00	21,282,500.00
821810497	3133EMVA7	FEDERAL FARM CREDIT BANKS FUNDING CORP	04/01/2031	2.020	25,000,000.00	25,000,000.00	25,000,000.00	21,381,250.00
1352826210	3133ERRQ6	FEDERAL FARM CREDIT BANKS FUNDING CORP	02/28/2030	5.190	50,000,000.00	49,964,692.66	49,962,500.00	49,927,400.00
821810398	3133ENMP2	FEDERAL FARM CREDIT BANKS FUNDING CORP	01/27/2032	2.230	25,000,000.00	25,000,000.00	25,000,000.00	21,147,750.00
821809049	3133EMFH0	FEDERAL FARM CREDIT BANKS FUNDING CORP	11/04/2030	1.300	50,000,000.00	50,000,000.00	50,000,000.00	41,545,200.00
821809892	3133EMGT3	FEDERAL FARM CREDIT BANKS FUNDING CORP	11/19/2030	1.340	25,000,000.00	25,000,000.00	25,000,000.00	20,811,250.00
821809576	3133EL5F7	FEDERAL FARM CREDIT BANKS FUNDING CORP	12/01/2028	1.030	40,000,000.00	39,945,668.53	39,885,600.00	34,991,600.00
821809520	3133ENHP8	FEDERAL FARM CREDIT BANKS FUNDING CORP	12/02/2028	1.450	25,000,000.00	24,984,699.65	24,973,000.00	22,244,250.00
821810695	3133EMWA6	FEDERAL FARM CREDIT BANKS FUNDING CORP	04/14/2028	1.430	25,000,000.00	25,000,000.00	25,000,000.00	22,647,500.00
821809055	3133EMGT3	FEDERAL FARM CREDIT BANKS FUNDING CORP	11/19/2030	1.340	50,000,000.00	50,000,000.00	50,000,000.00	41,622,500.00
821810624	3133ENDC1	FEDERAL FARM CREDIT BANKS FUNDING CORP	11/03/2026	1.330	20,000,000.00	19,996,325.30	19,990,000.00	18,924,000.00
821810553	3133EMWB4	FEDERAL FARM CREDIT BANKS FUNDING CORP	04/14/2031	2.040	25,000,000.00	25,000,000.00	25,000,000.00	21,389,750.00
821809516	3133ENEM8	FEDERAL FARM CREDIT BANKS FUNDING CORP	11/23/2026	1.430	25,000,000.00	25,000,000.00	25,000,000.00	23,663,500.00
821809744	3133ENEF3	FEDERAL FARM CREDIT BANKS FUNDING CORP	11/16/2026	1.270	20,000,000.00	20,000,000.00	20,000,000.00	18,885,400.00
821809879	3133ENLL2	FEDERAL FARM CREDIT BANKS FUNDING CORP	01/20/2032	2.050	25,000,000.00	25,000,000.00	25,000,000.00	21,024,500.00
821810568	3133EL3J1	FEDERAL FARM CREDIT BANKS FUNDING CORP	08/12/2030	1.150	10,551,000.00	10,542,604.25	10,536,228.60	8,684,739.12
821809501	3133EL6D1	FEDERAL FARM CREDIT BANKS FUNDING CORP	09/10/2029	1.230	25,000,000.00	25,000,000.00	25,000,000.00	21,589,500.00
1434168061	3133ERJ69	FEDERAL FARM CREDIT BANKS FUNDING CORP	12/16/2032	5.200	25,000,000.00	25,000,000.00	25,000,000.00	24,636,000.00
118108042	3133EPYC3	FEDERAL FARM CREDIT BANKS FUNDING CORP	10/20/2027	5.360	25,000,000.00	25,000,000.00	25,000,000.00	25,096,750.00
821809757	3133ENLE8	FEDERAL FARM CREDIT BANKS FUNDING CORP	01/18/2028	1.830	25,000,000.00	25,000,000.00	25,000,000.00	23,092,500.00
821810751	3133ENHB9	FEDERAL FARM CREDIT BANKS FUNDING CORP	12/14/2028	1.840	25,000,000.00	25,000,000.00	25,000,000.00	22,568,750.00
821809053	3133EMFH0	FEDERAL FARM CREDIT BANKS FUNDING CORP	11/04/2030	1.300	50,000,000.00	50,000,000.00	50,000,000.00	41,545,200.00
845641500	3133ENVT4	FEDERAL FARM CREDIT BANKS FUNDING CORP	05/03/2027	3.490	25,000,000.00	25,000,000.00	25,000,000.00	24,424,500.00
821810697	3133EMWA6	FEDERAL FARM CREDIT BANKS FUNDING CORP	04/14/2028	1.430	25,000,000.00	25,000,000.00	25,000,000.00	22,647,500.00
821809475	3133EL3J1	FEDERAL FARM CREDIT BANKS FUNDING CORP	08/12/2030	1.150	50,000,000.00	49,960,213.57	49,930,000.00	41,156,000.00
821810051	3133EMJZ6	FEDERAL FARM CREDIT BANKS FUNDING CORP	12/10/2031	1.170	37,000,000.00	36,870,227.90	36,794,280.00	29,406,860.00
903285066	3133ENJ35	FEDERAL FARM CREDIT BANKS FUNDING CORP	02/25/2026	3.320	25,000,000.00	24,998,473.03	24,995,350.00	24,736,500.00
821810781	3133ENKH2	FEDERAL FARM CREDIT BANKS FUNDING CORP	01/10/2028	1.600	25,000,000.00	25,000,000.00	25,000,000.00	22,944,500.00
821809572	3133EMNW8	FEDERAL FARM CREDIT BANKS FUNDING CORP	01/27/2027	0.700	40,000,000.00	40,000,000.00	40,000,000.00	37,098,400.00
821810092	3133EL4P6	FEDERAL FARM CREDIT BANKS FUNDING CORP	08/20/2029	1.140	25,000,000.00	25,000,000.00	25,000,000.00	21,528,750.00
821809783	3133ENC22	FEDERAL FARM CREDIT BANKS FUNDING CORP	10/27/2031	1.980	25,000,000.00	25,000,000.00	25,000,000.00	21,070,750.00
821810303	3133ENGR5	FEDERAL FARM CREDIT BANKS FUNDING CORP	12/09/2031	2.200	25,000,000.00	25,000,000.00	25,000,000.00	21,299,750.00
821810753	3133ENHB9	FEDERAL FARM CREDIT BANKS FUNDING CORP	12/14/2028	1.840	25,000,000.00	25,000,000.00	25,000,000.00	22,568,750.00
1336867925	3133ERP60	FEDERAL FARM CREDIT BANKS FUNDING CORP	08/14/2028	5.080	25,000,000.00	24,994,345.04	24,993,750.00	24,973,250.00
1393456859	3133ERYN5	FEDERAL FARM CREDIT BANKS FUNDING CORP	10/28/2031	4.900	50,000,000.00	50,000,000.00	50,000,000.00	49,420,500.00
821810677	3133EMLM2	FEDERAL FARM CREDIT BANKS FUNDING CORP	02/21/2031	1.125	21,750,000.00	21,750,000.00	21,750,000.00	17,735,167.50
886663308	3133ENC40	FEDERAL FARM CREDIT BANKS FUNDING CORP	07/25/2029	4.330	25,000,000.00	25,000,000.00	25,000,000.00	24,694,500.00
1344644968	3133ERQB0	FEDERAL FARM CREDIT BANKS FUNDING CORP	08/20/2031	5.370	50,000,000.00	49,969,594.35	49,968,000.00	49,951,000.00
821809512	3133ENDC1	FEDERAL FARM CREDIT BANKS FUNDING CORP	11/03/2026	1.330	25,000,000.00	25,000,000.00	25,000,000.00	23,655,000.00
821809015	3133EL4P6	FEDERAL FARM CREDIT BANKS FUNDING CORP	08/20/2029	1.140	43,338,000.00	43,304,394.18	43,272,993.00	37,320,518.70
821809911	3133EMGT3	FEDERAL FARM CREDIT BANKS FUNDING CORP	11/19/2030	1.340	25,000,000.00	25,000,000.00	25,000,000.00	20,811,250.00
821810776	3133ENKH2	FEDERAL FARM CREDIT BANKS FUNDING CORP	01/10/2028	1.600	25,000,000.00	25,000,000.00	25,000,000.00	22,944,500.00
821809286	3133EMSX1	FEDERAL FARM CREDIT BANKS FUNDING CORP	03/15/2029	1.550	50,000,000.00	49,828,026.92	49,675,000.00	44,339,000.00
906065817	3133ENJ76	FEDERAL FARM CREDIT BANKS FUNDING CORP	09/06/2029	4.400	25,000,000.00	25,000,000.00	25,000,000.00	24,759,500.00
1245941140	3133ERBB6	FEDERAL FARM CREDIT BANKS FUNDING CORP	04/16/2029	5.420	50,000,000.00	50,000,000.00	50,000,000.00	49,890,500.00
821809486	3133EL6L3	FEDERAL FARM CREDIT BANKS FUNDING CORP	09/09/2030	1.320	50,000,000.00	50,000,000.00	50,000,000.00	41,815,500.00
821809738	3133ENLZ1	FEDERAL FARM CREDIT BANKS FUNDING CORP	01/26/2027	1.780	25,000,000.00	25,000,000.00	25,000,000.00	23,712,250.00
1359286051	3133ERSS1	FEDERAL FARM CREDIT BANKS FUNDING CORP	03/11/2032	5.250	50,000,000.00	50,000,000.00	50,000,000.00	49,810,500.00
821809273	3133EMLN0	FEDERAL FARM CREDIT BANKS FUNDING CORP	12/23/2030	1.240	50,000,000.00	50,000,000.00	50,000,000.00	41,098,000.00
861158866	3133ENXS4	FEDERAL FARM CREDIT BANKS FUNDING CORP	05/26/2026	3.375	25,000,000.00	25,000,000.00	25,000,000.00	24,613,000.00
821809142	3133EMLM2	FEDERAL FARM CREDIT BANKS FUNDING CORP	02/21/2031	1.125	22,956,000.00	22,954,614.23	22,953,704.40	18,718,551.96
821809667	3133ELC85	FEDERAL FARM CREDIT BANKS FUNDING CORP	05/27/2026	0.820	25,000,000.00	25,000,000.00	25,000,000.00	23,794,250.00
821809099	3133EMNW8	FEDERAL FARM CREDIT BANKS FUNDING CORP	01/27/2027	0.700	50,000,000.00	50,000,000.00	50,000,000.00	46,373,000.00
821809170	3133EMFU1	FEDERAL FARM CREDIT BANKS FUNDING CORP	11/03/2032	1.240	18,330,000.00	18,330,000.00	18,330,000.00	14,142,328.20
1372483908	3133ERUP4	FEDERAL FARM CREDIT BANKS FUNDING CORP	03/25/2030	4.840	50,000,000.00	50,000,000.00	50,000,000.00	49,583,000.00
1366639767	3133ERUP4	FEDERAL FARM CREDIT BANKS FUNDING CORP	03/25/2030	4.840	50,000,000.00	50,000,000.00	50,000,000.00	49,583,000.00
821810524	3133EMVA7	FEDERAL FARM CREDIT BANKS FUNDING CORP	04/01/2031	2.020	25,000,000.00	25,000,000.00	25,000,000.00	21,381,250.00
886663310	3133ENC40	FEDERAL FARM CREDIT BANKS FUNDING CORP	07/25/2029	4.330	50,000,000.00	50,000,000.00	50,000,000.00	49,389,000.00
821809056	3133EMVH2	FEDERAL FARM CREDIT BANKS FUNDING CORP	04/05/2028	1.570	50,000,000.00	50,000,000.00	50,000,000.00	45,540,500.00
821809499	3133ELSL4	FEDERAL FARM CREDIT BANKS FUNDING CORP	09/01/2028	1.120	25,000,000.00	25,000,000.00	25,000,000.00	22,132,750.00
821809133	3133EMVH2	FEDERAL FARM CREDIT BANKS FUNDING CORP	04/05/2028	1.570	50,000,000.00	50,000,000.00	50,000,000.00	45,540,500.00
1125181600	3133EPZZ1	FEDERAL FARM CREDIT BANKS FUNDING CORP	11/03/2028	5.570	30,000,000.00	30,000,000.00	30,000,000.00	30,144,000.00
821810673	3133EMXS1	FEDERAL FARM CREDIT BANKS FUNDING CORP	03/15/2029	1.550	20,945,000.00	20,872,960.48	20,808,857.50	18,573,607.10
1382119138	3133ERXF3	FEDERAL FARM CREDIT BANKS FUNDING CORP	10/15/2031	4.900	50,000,000.00	50,000,000.00	50,000,000.00	49,257,500.00
821809297	3133EMUG5	FEDERAL FARM CREDIT BANKS FUNDING CORP	03/24/2031	1.980	50,000,000.00	49,921,943.68	49,875,000.00	42,643,000.00
821809508	3133EMJW3	FEDERAL FARM CREDIT BANKS FUNDING CORP	12/09/2027	0.860	26,200,000.00	26,200,000.00		

LOS ANGELES COUNTY TREASURER
TREASURER PORTFOLIO COMPARED TO MARKET VALUE
FOR THE PERIOD: DECEMBER 1, 2024 TO DECEMBER 31, 2024
FUND: POOLED SURPLUS INVESTMENTS
ATTACHMENT X

Security ID	CUSIP	Description	Final Maturity	Face Rate	PAR	Amortized Cost	Historical Cost	Market Value
1345838159	3133ERRF0	FEDERAL FARM CREDIT BANKS FUNDING CORP	11/28/2029	5.140	50,000,000.00	50,000,000.00	50,000,000.00	49,750,500.00
821810576	3133EMB50	FEDERAL FARM CREDIT BANKS FUNDING CORP	05/27/2031	1.940	11,923,000.00	11,923,000.00	11,923,000.00	10,099,496.38
865756667	3133ENVN7	FEDERAL FARM CREDIT BANKS FUNDING CORP	04/27/2029	3.140	16,250,000.00	16,225,298.78	16,210,512.50	15,445,625.00
821810675	3133EMG48	FEDERAL FARM CREDIT BANKS FUNDING CORP	06/14/2029	1.590	21,072,000.00	21,009,354.55	20,966,640.00	18,542,517.12
899279683	3133ENF96	FEDERAL FARM CREDIT BANKS FUNDING CORP	08/17/2026	3.960	25,000,000.00	25,000,000.00	25,000,000.00	24,819,750.00
1264134974	3133ERCW9	FEDERAL FARM CREDIT BANKS FUNDING CORP	04/30/2029	5.625	41,060,000.00	41,060,000.01	41,060,000.01	41,175,378.60
821810761	3133ELX22	FEDERAL FARM CREDIT BANKS FUNDING CORP	04/27/2027	1.020	5,000,000.00	5,000,000.00	5,000,000.00	4,629,900.00
821810690	3133EMNB4	FEDERAL FARM CREDIT BANKS FUNDING CORP	01/14/2031	1.380	25,000,000.00	25,000,000.00	25,000,000.00	20,596,750.00
821808961	3133EMFU1	FEDERAL FARM CREDIT BANKS FUNDING CORP	11/03/2032	1.240	18,330,000.00	18,330,000.00	18,330,000.00	14,142,328.20
1229752163	3133EP6N0	FEDERAL FARM CREDIT BANKS FUNDING CORP	03/25/2025	5.050	50,000,000.00	50,000,000.00	50,000,000.00	50,070,500.00
1236077155	3133EP6X8	FEDERAL FARM CREDIT BANKS FUNDING CORP	04/02/2029	5.370	50,000,000.00	50,000,000.00	50,000,000.00	49,897,500.00
821809762	3133ENGL8	FEDERAL FARM CREDIT BANKS FUNDING CORP	12/07/2029	2.000	20,000,000.00	20,000,000.00	20,000,000.00	17,754,200.00
821809678	3133EL5F7	FEDERAL FARM CREDIT BANKS FUNDING CORP	12/01/2028	1.030	25,000,000.00	25,000,000.00	25,000,000.00	21,869,750.00
821809747	3133ENJZ4	FEDERAL FARM CREDIT BANKS FUNDING CORP	01/05/2032	1.800	25,000,000.00	24,993,866.38	24,991,250.00	20,565,000.00
821809676	3133EMLM2	FEDERAL FARM CREDIT BANKS FUNDING CORP	02/21/2031	1.125	25,000,000.00	24,996,227.12	24,993,750.00	20,385,250.00
821810272	3133ELWW0	FEDERAL FARM CREDIT BANKS FUNDING CORP	04/21/2027	1.330	25,000,000.00	25,000,000.00	25,000,000.00	23,325,750.00
821810769	3133ENFR6	FEDERAL FARM CREDIT BANKS FUNDING CORP	12/01/2025	1.340	9,880,000.00	9,880,000.00	9,880,000.00	9,615,710.00
1434168056	3133ERJ69	FEDERAL FARM CREDIT BANKS FUNDING CORP	12/16/2032	5.200	25,000,000.00	25,000,000.00	25,000,000.00	24,636,900.00
859635093	3133ENVH0	FEDERAL FARM CREDIT BANKS FUNDING CORP	04/26/2030	3.125	21,450,000.00	21,397,453.06	21,371,707.50	20,162,142.00
1321136050	3133ERLJ8	FEDERAL FARM CREDIT BANKS FUNDING CORP	07/18/2031	5.520	36,769,000.00	36,751,762.73	36,750,615.50	36,580,375.03
1386753176	3133ERXF3	FEDERAL FARM CREDIT BANKS FUNDING CORP	10/15/2031	4.900	30,101,000.00	30,101,000.00	30,101,000.00	29,854,000.15
821809519	3133ENKA7	FEDERAL FARM CREDIT BANKS FUNDING CORP	01/05/2032	2.125	30,000,000.00	30,000,000.00	30,000,000.00	25,386,900.00
821809491	3133EL7A6	FEDERAL FARM CREDIT BANKS FUNDING CORP	09/10/2030	0.950	25,000,000.00	24,932,430.86	24,881,250.00	20,605,750.00
821809052	3133EMGT3	FEDERAL FARM CREDIT BANKS FUNDING CORP	11/19/2030	1.340	50,000,000.00	50,000,000.00	50,000,000.00	41,622,500.00
821810797	3133EMWN8	FEDERAL FARM CREDIT BANKS FUNDING CORP	04/19/2029	1.700	25,000,000.00	25,000,000.00	25,000,000.00	22,252,500.00
821809164	3133EL5K6	FEDERAL FARM CREDIT BANKS FUNDING CORP	09/03/2030	1.240	50,000,000.00	49,943,291.35	49,900,000.00	41,639,500.00
821809308	3133ENJM3	FEDERAL FARM CREDIT BANKS FUNDING CORP	12/27/2027	1.480	50,000,000.00	50,000,000.00	50,000,000.00	45,848,000.00
821809732	3133ELED2	FEDERAL FARM CREDIT BANKS FUNDING CORP	12/18/2025	1.820	36,274,000.00	36,271,083.80	36,255,863.00	35,449,491.98
821810586	3133ENMT4	FEDERAL FARM CREDIT BANKS FUNDING CORP	02/01/2030	2.050	25,000,000.00	25,000,000.00	25,000,000.00	22,175,750.00
821809448	3133ELC28	FEDERAL FARM CREDIT BANKS FUNDING CORP	05/27/2025	0.730	50,000,000.00	50,000,000.00	50,000,000.00	49,263,000.00
821809493	3133EMYE6	FEDERAL FARM CREDIT BANKS FUNDING CORP	05/04/2026	1.000	25,000,000.00	24,989,978.10	24,962,500.00	23,903,500.00
821809465	3133EL6L3	FEDERAL FARM CREDIT BANKS FUNDING CORP	09/09/2030	1.320	32,190,000.00	32,190,000.00	32,190,000.00	26,920,818.90
821810530	3133EMWB4	FEDERAL FARM CREDIT BANKS FUNDING CORP	04/14/2031	2.040	25,000,000.00	25,000,000.00	25,000,000.00	21,389,750.00
863901902	3133ENXX3	FEDERAL FARM CREDIT BANKS FUNDING CORP	06/01/2029	3.930	25,000,000.00	24,988,179.51	24,981,250.00	24,261,500.00
1328100920	3133ERLU3	FEDERAL FARM CREDIT BANKS FUNDING CORP	07/23/2029	5.390	30,000,000.00	30,000,000.00	30,000,000.00	30,012,870.00
866508567	3133ENXV7	FEDERAL FARM CREDIT BANKS FUNDING CORP	06/02/2031	4.330	25,000,000.00	25,000,000.00	25,000,000.00	24,162,500.00
1126839223	3133EPZZ1	FEDERAL FARM CREDIT BANKS FUNDING CORP	11/03/2028	5.570	24,295,000.00	24,295,000.00	24,295,000.00	24,411,616.00
821809521	3133ENKV1	FEDERAL FARM CREDIT BANKS FUNDING CORP	01/13/2027	1.500	25,000,000.00	24,992,888.83	24,982,500.00	23,606,750.00
821809050	3133EMJK9	FEDERAL FARM CREDIT BANKS FUNDING CORP	12/09/2030	1.280	50,000,000.00	49,925,794.06	49,875,000.00	41,398,000.00
1122064631	3133EPZH1	FEDERAL FARM CREDIT BANKS FUNDING CORP	10/27/2026	5.420	50,000,000.00	50,000,000.00	50,000,000.00	50,458,500.00
821809224	3133EL5K6	FEDERAL FARM CREDIT BANKS FUNDING CORP	09/03/2030	1.240	50,000,000.00	50,000,000.00	50,000,000.00	41,639,500.00
821810455	3133EMGK2	FEDERAL FARM CREDIT BANKS FUNDING CORP	11/12/2030	1.030	25,000,000.00	24,992,671.84	24,987,500.00	20,589,250.00
1365839319	3133ERUP4	FEDERAL FARM CREDIT BANKS FUNDING CORP	03/25/2030	4.840	50,000,000.00	50,000,000.00	50,000,000.00	49,583,000.00
821810743	3133ENGD6	FEDERAL FARM CREDIT BANKS FUNDING CORP	12/06/2028	1.780	25,000,000.00	25,000,000.00	25,000,000.00	22,529,000.00
1005914263	3133EPNF8	FEDERAL FARM CREDIT BANKS FUNDING CORP	06/23/2026	4.820	25,000,000.00	24,981,592.15	24,962,500.00	25,011,500.00
1366639774	3133ERST9	FEDERAL FARM CREDIT BANKS FUNDING CORP	09/11/2030	5.120	47,716,853.04	47,716,853.04	47,740,544.00	47,543,544.00
1243484826	3133ERAB7	FEDERAL FARM CREDIT BANKS FUNDING CORP	04/10/2028	5.300	50,000,000.00	50,000,000.00	50,000,000.00	49,951,000.00
821809702	3133EMUK6	FEDERAL FARM CREDIT BANKS FUNDING CORP	03/25/2026	1.050	25,000,000.00	25,000,000.00	25,000,000.00	23,960,500.00
1121394790	3133EPYT6	FEDERAL FARM CREDIT BANKS FUNDING CORP	10/20/2028	5.520	39,370,000.00	39,370,000.00	39,370,000.00	39,512,913.10
821809506	3133EMMD1	FEDERAL FARM CREDIT BANKS FUNDING CORP	01/06/2031	1.240	25,000,000.00	25,000,000.00	25,000,000.00	20,430,000.00
821810700	3133ENFN5	FEDERAL FARM CREDIT BANKS FUNDING CORP	11/30/2026	1.540	25,000,000.00	25,000,000.00	25,000,000.00	23,699,250.00
900293453	3133ENG81	FEDERAL FARM CREDIT BANKS FUNDING CORP	08/16/2032	4.700	25,000,000.00	24,980,947.17	24,975,000.00	24,498,000.00
1046329690	3133EPMAO	FEDERAL FARM CREDIT BANKS FUNDING CORP	06/09/2028	4.690	25,000,000.00	25,000,000.00	25,000,000.00	24,876,750.00
821810134	3133EMUQ3	FEDERAL FARM CREDIT BANKS FUNDING CORP	03/30/2027	1.300	25,000,000.00	25,000,000.00	25,000,000.00	23,278,500.00
821810638	3133ENDL1	FEDERAL FARM CREDIT BANKS FUNDING CORP	11/08/2027	1.400	20,000,000.00	20,000,000.00	20,000,000.00	18,394,000.00
821810709	3133ENFN5	FEDERAL FARM CREDIT BANKS FUNDING CORP	11/30/2026	1.540	25,000,000.00	25,000,000.00	25,000,000.00	23,699,250.00
1318202537	3133ERLJ8	FEDERAL FARM CREDIT BANKS FUNDING CORP	07/18/2031	5.520	25,000,000.00	25,000,000.00	25,000,000.00	24,871,750.00
821810248	3133ELWW0	FEDERAL FARM CREDIT BANKS FUNDING CORP	04/21/2027	1.330	25,000,000.00	25,000,000.00	25,000,000.00	23,325,750.00
1355455710	3133ERST9	FEDERAL FARM CREDIT BANKS FUNDING CORP	09/11/2030	5.120	50,000,000.00	50,000,000.00	50,000,000.00	49,836,000.00
821809375	3133ELX22	FEDERAL FARM CREDIT BANKS FUNDING CORP	04/27/2027	1.020	35,000,000.00	35,000,000.00	35,000,000.00	32,409,300.00
878042078	3133ENZQ6	FEDERAL FARM CREDIT BANKS FUNDING CORP	06/29/2032	4.700	20,000,000.00	19,940,082.12	19,920,000.00	19,605,000.00
1352826220	3133ERQB0	FEDERAL FARM CREDIT BANKS FUNDING CORP	08/20/2031	5.370	45,316,000.00	45,294,386.11	45,293,342.00	45,271,590.32
821809771	3133ENGL8	FEDERAL FARM CREDIT BANKS FUNDING CORP	12/07/2029	2.000	20,000,000.00	20,000,000.00	20,000,000.00	17,754,200.00
821809233	3133ENEF3	FEDERAL FARM CREDIT BANKS FUNDING CORP	11/16/2026	1.270	20,000,000.00	20,000,000.00	20,000,000.00	18,885,400.00
821810653	3133ENLL2	FEDERAL FARM CREDIT BANKS FUNDING CORP	01/20/2032	2.050	20,000,000.00	20,000,000.00	20,000,000.00	16,819,600.00
821809054	3133EMNB4	FEDERAL FARM CREDIT BANKS FUNDING CORP	01/14/2031	1.380	50,000,000.00	49,963,789.70	49,940,000.00	41,193,500.00
821810431	3133EMKY7	FEDERAL FARM CREDIT BANKS FUNDING CORP	12/21/2027	0.740	20,000,000.00	20,000,000.00	20,000,000.00	17,971,200.00
821810793	3133EMWN8	FEDERAL FARM CREDIT BANKS FUNDING CORP	04/19/2029	1.700	25,000,000.00	25,000,000.00	25,000,000.00	22,252,500.00
821810319	3133EMDT6	FEDERAL FARM CREDIT BANKS FUNDING CORP	01/21/2028	0.900	17,300,000.00	17,296,713.26	17,292,215.00	15,557,890.00
821809515	3133EMXX5	FEDERAL FARM CREDIT BANKS FUNDING CORP	04/30/2029	1.430	30,000,000.00	30,000,000.00	30,000,000.00	26,370,300.00
1393456855	3133ERYN5	FEDERAL FARM CREDIT BANKS FUNDING CORP	10/28/2031	4.900	50,000,000.00	50,000,000.00	50,000,000.00	49,420,500.00
821809880	3133ELC85	FEDERAL FARM CREDIT BANKS FUNDING CORP	05/27/2026	0.820	25,000,000.00	25,000,000.00	25,000,000.00	23,794,250.00
821809756	3133ENGL8	FEDERAL FARM CREDIT BANKS FUNDING CORP	12/07/2029	2.000	20,000,000.00	20,000,000.00	20,000,000.00	17,754,200.00
821810487	3133EMVA7	FEDERAL FARM CREDIT BANKS FUNDING CORP	04/01/2031	2.020	25,000,000.00	25,000,000.00	25,000,000.00	21,381,250.00
821809220	3133EL5K6	FEDERAL FARM CREDIT BANKS FUNDING CORP	09/03/2030	1.240	50,000,000.00	50,000,000.00	50,000,000.00	41,639,500.00
821810459	3133EMGK2	FEDERAL FARM CREDIT BANKS FUNDING CORP	11/12/2030	1.030	25,000,000.00	24,977,282.66	24,961,250.00	20,589,250.00
1373351812	3133ERPVP3	FEDERAL FARM CREDIT BANKS FUNDING CORP	04/01/2031	4.900	50,000,000.00	50,000,000.00	50,000,000.00	49,530,000.00
821809670	3133EL5F7	FEDERAL FARM CREDIT BANKS FUNDING CORP	12/01/2028	1.030	25,000,000.00	25,000,000.00	25,000,000.00	21,869,750.00
1109093626	3133EPWS0	FEDERAL FARM CREDIT BANKS FUNDING CORP	09/25/2026	5.200	40,708,000.00	40,684,375.15	40,667,292.00	40,888,743.52
863901898	3133ENXX3	FEDERAL FARM CREDIT BANKS FUNDING CORP	06/01/2029	3.930	20,000,000.00	20,000,000.00	20,000,000.00	19,409,200.00
821809840	3133ENLR9	FEDERAL FARM CREDIT BANKS FUNDING CORP	01/24/2029	2.000	25,000,000.00	25,000,000.00	25,000,000.00	22,670,500.00
821809474	3133EMSG8	FEDERAL FARM CREDIT BANKS FUNDING CORP	03/03/2027	1.100	50,000,000.00	49,986,461.65	49,962,500.00	46,604,000.00
1322061996	3133ERMJ7	FEDERAL FARM CREDIT BANKS FUNDING CORP	01/29/2032	5.750	50,000,000.00	50,000,000.00	50,000,000.00	49,809,000.00
821809067	3133ELSL4	FEDERAL FARM CREDIT BANKS FUNDING CORP	06/03/2030	1.250	50,000,000.00	50,000,000.00	50	

LOS ANGELES COUNTY TREASURER
TREASURER PORTFOLIO COMPARED TO MARKET VALUE
FOR THE PERIOD: DECEMBER 1, 2024 TO DECEMBER 31, 2024
FUND: POOLED SURPLUS INVESTMENTS
ATTACHMENT X

Security ID	CUSIP	Description	Final Maturity	Face Rate	PAR	Amortized Cost	Historical Cost	Market Value
821810762	3133EMFG2	FEDERAL FARM CREDIT BANKS FUNDING CORP	11/04/2030	1.370	6,000,000.00	6,000,000.00	6,000,000.00	5,010,120.00
1132575157	3133EPB38	FEDERAL FARM CREDIT BANKS FUNDING CORP	11/17/2027	5.230	25,000,000.00	25,000,000.00	25,000,000.00	25,112,250.00
821808973	3133ENFL9	FEDERAL FARM CREDIT BANKS FUNDING CORP	11/29/2028	1.650	22,000,000.00	22,000,000.00	22,000,000.00	19,732,020.00
821809498	3133EL2K9	FEDERAL FARM CREDIT BANKS FUNDING CORP	07/30/2029	1.120	25,000,000.00	25,000,000.00	25,000,000.00	21,476,750.00
888663309	3133ENC40	FEDERAL FARM CREDIT BANKS FUNDING CORP	07/25/2029	4.330	25,000,000.00	25,000,000.00	25,000,000.00	24,694,500.00
1158562675	3133EPN92	FEDERAL FARM CREDIT BANKS FUNDING CORP	12/22/2027	4.860	25,000,000.00	25,000,000.00	25,000,000.00	25,002,250.00
821809072	3133EL4P6	FEDERAL FARM CREDIT BANKS FUNDING CORP	08/20/2029	1.140	45,200,000.00	45,200,000.00	45,200,000.00	38,923,980.00
821809940	3133EMDV1	FEDERAL FARM CREDIT BANKS FUNDING CORP	10/21/2030	0.990	50,000,000.00	49,947,779.29	49,910,000.00	41,156,000.00
821809128	3133EMVH2	FEDERAL FARM CREDIT BANKS FUNDING CORP	04/05/2028	1.570	50,000,000.00	50,000,000.00	50,000,000.00	45,540,500.00
821810280	3133ENKM1	FEDERAL FARM CREDIT BANKS FUNDING CORP	01/12/2032	2.120	25,000,000.00	25,000,000.00	25,000,000.00	21,139,000.00
821810407	3133ENMP2	FEDERAL FARM CREDIT BANKS FUNDING CORP	01/27/2032	2.230	25,000,000.00	25,000,000.00	25,000,000.00	21,147,750.00
1137387134	3133EPD51	FEDERAL FARM CREDIT BANKS FUNDING CORP	11/14/2028	5.250	17,349,000.00	17,342,287.47	17,340,325.50	17,361,838.26
821809216	3133ELXZ2	FEDERAL FARM CREDIT BANKS FUNDING CORP	04/27/2027	1.020	50,000,000.00	50,000,000.00	50,000,000.00	46,299,000.00
821809057	3133EMNB4	FEDERAL FARM CREDIT BANKS FUNDING CORP	01/14/2031	1.380	50,000,000.00	49,992,454.13	49,987,500.00	41,193,500.00
821810764	3133EMGT3	FEDERAL FARM CREDIT BANKS FUNDING CORP	11/19/2030	1.340	6,525,000.00	6,525,000.00	6,525,000.00	5,431,736.25
821809231	3133ENJK7	FEDERAL FARM CREDIT BANKS FUNDING CORP	12/23/2031	2.050	45,000,000.00	45,000,000.00	45,000,000.00	37,910,250.00
821810650	3133EMGK2	FEDERAL FARM CREDIT BANKS FUNDING CORP	11/12/2030	1.030	20,000,000.00	19,922,455.65	19,868,200.00	16,471,400.00
1064302239	3133EPPV1	FEDERAL FARM CREDIT BANKS FUNDING CORP	07/14/2028	5.430	25,000,000.00	25,000,000.00	25,000,000.00	25,039,500.00
821810222	3133EMUQ3	FEDERAL FARM CREDIT BANKS FUNDING CORP	03/30/2027	1.300	25,000,000.00	25,000,000.00	25,000,000.00	23,278,500.00
1372483909	3133ERUP4	FEDERAL FARM CREDIT BANKS FUNDING CORP	03/25/2030	4.840	34,000,000.00	34,000,000.00	34,000,000.00	33,716,440.00
1236937619	3133EP6X8	FEDERAL FARM CREDIT BANKS FUNDING CORP	04/02/2029	5.370	25,000,000.00	25,000,000.00	25,000,000.00	24,948,750.00
821809197	3133EMWM0	FEDERAL FARM CREDIT BANKS FUNDING CORP	04/21/2031	1.970	45,000,000.00	45,000,000.00	45,000,000.00	38,284,200.00
821810377	3133EMFU1	FEDERAL FARM CREDIT BANKS FUNDING CORP	11/03/2032	1.240	18,340,000.00	18,340,000.00	18,340,000.00	14,150,043.60
821809513	3133EMXW7	FEDERAL FARM CREDIT BANKS FUNDING CORP	04/28/2028	1.400	25,000,000.00	24,976,262.22	24,950,000.00	22,598,250.00
821808958	3133ELXZ2	FEDERAL FARM CREDIT BANKS FUNDING CORP	04/27/2027	1.020	50,000,000.00	50,000,000.00	50,000,000.00	46,299,000.00
821810560	3133ENMT4	FEDERAL FARM CREDIT BANKS FUNDING CORP	02/01/2030	2.050	25,000,000.00	25,000,000.00	25,000,000.00	22,175,750.00
821809076	3133EMLN0	FEDERAL FARM CREDIT BANKS FUNDING CORP	12/23/2030	1.240	48,935,000.00	48,903,664.13	48,882,639.55	40,222,612.60
821810773	3133ENEM8	FEDERAL FARM CREDIT BANKS FUNDING CORP	11/23/2026	1.430	10,000,000.00	10,000,000.00	10,000,000.00	9,465,400.00
829937660	3133ENTQ3	FEDERAL FARM CREDIT BANKS FUNDING CORP	04/04/2029	3.500	8,200,000.00	8,200,000.00	8,200,000.00	7,863,226.00
821810084	3133ENKB5	FEDERAL FARM CREDIT BANKS FUNDING CORP	01/05/2034	2.340	38,700,000.00	38,670,941.89	38,661,300.00	31,569,912.00
821810127	3133EL4P6	FEDERAL FARM CREDIT BANKS FUNDING CORP	08/20/2029	1.140	25,000,000.00	24,987,103.66	24,975,000.00	21,528,750.00
821809481	3133EMMD1	FEDERAL FARM CREDIT BANKS FUNDING CORP	01/06/2031	1.240	50,000,000.00	50,000,000.00	50,000,000.00	40,860,000.00
821809048	3133EMJK9	FEDERAL FARM CREDIT BANKS FUNDING CORP	12/09/2030	1.280	50,000,000.00	49,925,794.06	49,875,000.00	41,398,000.00
821809509	3133ENLE8	FEDERAL FARM CREDIT BANKS FUNDING CORP	01/18/2028	1.830	27,000,000.00	27,000,000.00	27,000,000.00	24,939,900.00
821810603	3133ENJC5	FEDERAL FARM CREDIT BANKS FUNDING CORP	12/22/2026	1.290	12,000,000.00	11,995,265.76	11,988,000.00	11,300,400.00
821809679	3133EMUK6	FEDERAL FARM CREDIT BANKS FUNDING CORP	03/25/2026	1.050	25,000,000.00	25,000,000.00	25,000,000.00	23,960,500.00
821809765	3133ENHE3	FEDERAL FARM CREDIT BANKS FUNDING CORP	12/14/2029	1.930	25,000,000.00	25,000,000.00	25,000,000.00	22,105,750.00
1346644418	3133ERRG8	FEDERAL FARM CREDIT BANKS FUNDING CORP	11/27/2030	5.300	49,625,000.00	49,625,000.00	49,625,000.00	49,244,376.25
821809423	3133ELN34	FEDERAL FARM CREDIT BANKS FUNDING CORP	06/22/2027	0.875	25,000,000.00	25,000,000.00	25,000,000.00	22,948,500.00
821810284	3133ENFG0	FEDERAL FARM CREDIT BANKS FUNDING CORP	11/29/2033	2.350	15,150,000.00	15,150,000.00	15,150,000.00	12,394,669.50
821810467	3133ENHB9	FEDERAL FARM CREDIT BANKS FUNDING CORP	12/14/2028	1.840	25,000,000.00	25,000,000.00	25,000,000.00	22,568,750.00
821809466	3133EMC26	FEDERAL FARM CREDIT BANKS FUNDING CORP	06/03/2030	1.740	25,000,000.00	25,000,000.00	25,000,000.00	21,606,250.00
840008631	3133ENUV0	FEDERAL FARM CREDIT BANKS FUNDING CORP	04/19/2032	4.000	25,000,000.00	25,000,000.00	25,000,000.00	23,561,250.00
821810674	3133ENMS6	FEDERAL FARM CREDIT BANKS FUNDING CORP	02/01/2028	1.875	21,250,000.00	21,236,348.99	21,223,437.50	19,635,425.00
821810547	3133EMWB4	FEDERAL FARM CREDIT BANKS FUNDING CORP	04/14/2031	2.040	25,000,000.00	25,000,000.00	25,000,000.00	21,389,750.00
821810758	3133ENHB9	FEDERAL FARM CREDIT BANKS FUNDING CORP	12/14/2028	1.840	25,000,000.00	25,000,000.00	25,000,000.00	22,568,750.00
825556677	3133ENSF8	FEDERAL FARM CREDIT BANKS FUNDING CORP	03/21/2029	2.870	50,000,000.00	49,976,483.95	49,961,000.00	46,776,500.00
821809298	3133EMVA7	FEDERAL FARM CREDIT BANKS FUNDING CORP	04/01/2031	2.020	50,000,000.00	49,874,945.18	49,800,000.00	42,762,500.00
821809511	3133ENMT4	FEDERAL FARM CREDIT BANKS FUNDING CORP	02/01/2030	2.050	27,200,000.00	27,200,000.00	27,200,000.00	24,127,216.00
821810633	3133ENEM8	FEDERAL FARM CREDIT BANKS FUNDING CORP	11/23/2026	1.430	20,000,000.00	20,000,000.00	20,000,000.00	18,930,800.00
821810704	3133ENFN5	FEDERAL FARM CREDIT BANKS FUNDING CORP	11/30/2026	1.540	25,000,000.00	25,000,000.00	25,000,000.00	23,699,250.00
821810661	3133ENMP2	FEDERAL FARM CREDIT BANKS FUNDING CORP	01/27/2032	2.230	20,900,000.00	20,900,000.00	20,900,000.00	17,679,519.00
821810452	3133EL6W9	FEDERAL FARM CREDIT BANKS FUNDING CORP	09/14/2028	1.000	20,000,000.00	20,000,000.00	20,000,000.00	17,605,000.00
867624350	3133ENYM6	FEDERAL FARM CREDIT BANKS FUNDING CORP	06/08/2028	3.780	25,000,000.00	25,000,000.00	25,000,000.00	24,410,250.00
821809496	3133ELXZ2	FEDERAL FARM CREDIT BANKS FUNDING CORP	04/27/2027	1.020	25,000,000.00	25,000,000.00	25,000,000.00	23,149,500.00
821810689	3133EMNB4	FEDERAL FARM CREDIT BANKS FUNDING CORP	01/14/2031	1.380	25,000,000.00	25,000,000.00	25,000,000.00	20,596,750.00
1104833999	3133EPWS0	FEDERAL FARM CREDIT BANKS FUNDING CORP	09/25/2026	5.200	25,000,000.00	25,000,000.00	25,000,000.00	25,111,000.00
821810310	3133ENGR5	FEDERAL FARM CREDIT BANKS FUNDING CORP	12/09/2031	2.200	25,000,000.00	25,000,000.00	25,000,000.00	21,299,750.00
821810605	3133ENKM1	FEDERAL FARM CREDIT BANKS FUNDING CORP	01/12/2032	2.120	25,000,000.00	25,000,000.00	25,000,000.00	21,139,000.00
821810282	3133ENKM1	FEDERAL FARM CREDIT BANKS FUNDING CORP	01/12/2032	2.120	25,000,000.00	25,000,000.00	25,000,000.00	21,139,000.00
821809425	3133EMXQ0	FEDERAL FARM CREDIT BANKS FUNDING CORP	04/28/2026	0.940	25,000,000.00	25,000,000.00	25,000,000.00	23,928,750.00
821809130	3133EMVH2	FEDERAL FARM CREDIT BANKS FUNDING CORP	04/05/2028	1.570	50,000,000.00	49,947,823.24	49,887,500.00	45,540,500.00
1374462693	313313CT3	FEDERAL FARM CREDIT BANKS FUNDING CORP	03/07/2025	4.310	50,000,000.00	49,610,902.78	49,054,194.44	49,608,000.00
1435030245	313313BL1	FEDERAL FARM CREDIT BANKS FUNDING CORP	02/04/2025	4.320	50,000,000.00	49,796,000.00	49,670,000.00	49,789,000.00
1395208192	313313AS7	FEDERAL FARM CREDIT BANKS FUNDING CORP	01/17/2025	4.480	50,000,000.00	49,900,444.44	49,471,111.11	49,895,000.00
1440021928	313313BP2	FEDERAL FARM CREDIT BANKS FUNDING CORP	02/07/2025	4.250	50,000,000.00	49,781,597.23	49,693,055.56	49,771,000.00
1444194155	313313FF0	FEDERAL FARM CREDIT BANKS FUNDING CORP	05/06/2025	4.200	50,000,000.00	49,270,833.33	49,218,333.33	49,272,500.00
1448405759	313313FA1	FEDERAL FARM CREDIT BANKS FUNDING CORP	05/01/2025	4.100	50,000,000.00	49,316,666.66	49,310,972.22	49,301,000.00
1420217854	313313CR7	FEDERAL FARM CREDIT BANKS FUNDING CORP	03/05/2025	4.350	50,000,000.00	49,619,375.00	49,395,833.33	49,619,500.00
1434168064	313313BM9	FEDERAL FARM CREDIT BANKS FUNDING CORP	02/05/2025	4.320	50,000,000.00	49,790,000.00	49,658,000.00	49,783,000.00
1374462688	313313CQ9	FEDERAL FARM CREDIT BANKS FUNDING CORP	03/04/2025	4.310	50,000,000.00	49,628,861.11	49,072,152.78	49,625,500.00
1444194159	313313FE3	FEDERAL FARM CREDIT BANKS FUNDING CORP	05/05/2025	4.180	50,000,000.00	49,280,111.11	49,233,666.67	49,278,000.00
1395208184	313313AS7	FEDERAL FARM CREDIT BANKS FUNDING CORP	01/17/2025	4.480	50,000,000.00	49,900,444.44	49,471,111.11	49,895,000.00
1440021921	313313FJ2	FEDERAL FARM CREDIT BANKS FUNDING CORP	05/09/2025	4.210	50,000,000.00	49,251,555.55	49,163,847.22	49,255,000.00
1445666992	313313DT2	FEDERAL FARM CREDIT BANKS FUNDING CORP	03/31/2025	4.180	50,000,000.00	49,483,305.56	49,454,277.78	49,467,500.00
1444891769	313313GL6	FEDERAL FARM CREDIT BANKS FUNDING CORP	06/04/2025	4.190	50,000,000.00	49,103,805.56	49,057,250.00	49,110,500.00
1420217847	313313CR7	FEDERAL FARM CREDIT BANKS FUNDING CORP	03/05/2025	4.350	50,000,000.00	49,619,375.00	49,395,833.33	49,619,500.00
1365839303	313313CB2	FEDERAL FARM CREDIT BANKS FUNDING CORP	02/19/2025	4.530	50,000,000.00	49,691,708.33	49,031,083.33	49,701,000.00
1373351801	313313AF5	FEDERAL FARM CREDIT BANKS FUNDING CORP	01/06/2025	4.400	50,000,000.00	49,969,444.44	49,401,111.11	49,959,000.00
1441039045	313313DH8	FEDERAL FARM CREDIT BANKS FUNDING CORP	03/21/2025	4.190	50,000,000.00	49,540,263.89	49,458,791.67	49,526,000.00
1374462681	313313CT3	FEDERAL FARM CREDIT BANKS FUNDING CORP	03/07/2025	4.310	50,000,000.00	49,610,902.78	49,054,194.44	49,608,000.00
1370619232	313313CQ0	FEDERAL FARM CREDIT BANKS FUNDING CORP	02/20/2025	4.330	50,000,000.00	49,699,305.55	49,115,958.33	49,695,000.00
1448405758	313313FA1	FEDERAL FARM CREDIT BANKS FUNDING CORP	05/01/2025	4.100	50,000,000.00	49,316,666.66	49,310,972.22	49,301,000.00
1370619221	313313CQ0	FEDERAL FARM CREDIT BANKS FUNDING CORP	02/20/2025	4.330	50,000,000.0			

LOS ANGELES COUNTY TREASURER
TREASURER PORTFOLIO COMPARED TO MARKET VALUE
FOR THE PERIOD: DECEMBER 1, 2024 TO DECEMBER 31, 2024
FUND: POOLED SURPLUS INVESTMENTS
ATTACHMENT X

Security ID	CUSIP	Description	Final Maturity	Face Rate	PAR	Amortized Cost	Historical Cost	Market Value
1395948320	313313BF4	FEDERAL FARM CREDIT BANKS FUNDING CORP	01/30/2025	4.460	50,000,000.00	49,820,361.11	49,417,722.22	49,819,000.00
1444194162	313313FE3	FEDERAL FARM CREDIT BANKS FUNDING CORP	05/05/2025	4.180	50,000,000.00	49,280,111.11	49,233,666.67	49,278,000.00
876366161	3133ENZN3	FEDERAL FARM CREDIT BANKS FUNDING CORP	06/29/2029	4.270	25,000,000.00	25,000,000.00	25,000,000.00	24,639,750.00
821810727	3130AKA71	FEDERAL HOME LOAN BANKS	10/08/2030	1.250	50,000,000.00	50,000,000.00	50,000,000.00	41,302,000.00
821809307	3130AJWG0	FEDERAL HOME LOAN BANKS	08/10/2028	1.020	32,995,000.00	32,995,000.00	32,995,000.00	29,216,742.55
821810783	3130AKPK6	FEDERAL HOME LOAN BANKS	01/27/2032	1.370	50,000,000.00	50,000,000.00	50,000,000.00	39,630,000.00
821810712	3130AKAQ9	FEDERAL HOME LOAN BANKS	10/07/2030	1.210	50,000,000.00	50,000,000.00	50,000,000.00	41,205,500.00
821809606	3130AMAB8	FEDERAL HOME LOAN BANKS	04/27/2029	1.550	25,000,000.00	25,000,000.00	25,000,000.00	22,081,000.00
870007040	3130ASFG9	FEDERAL HOME LOAN BANKS	06/29/2027	3.800	25,000,000.00	25,000,000.00	25,000,000.00	24,619,250.00
841371341	3130ARNL1	FEDERAL HOME LOAN BANKS	04/21/2027	3.260	25,000,000.00	25,000,000.00	25,000,000.00	24,363,250.00
820231279	3130ARCH2	FEDERAL HOME LOAN BANKS	03/24/2025	2.040	25,000,000.00	25,000,000.00	25,000,000.00	24,867,750.00
850346601	3130ARV40	FEDERAL HOME LOAN BANKS	05/05/2025	3.100	25,000,000.00	25,000,000.00	25,000,000.00	24,891,000.00
821809632	3130APMY8	FEDERAL HOME LOAN BANKS	10/27/2027	1.400	25,000,000.00	25,000,000.00	25,000,000.00	23,035,250.00
826608930	3130AR6F3	FEDERAL HOME LOAN BANKS	03/24/2025	2.000	50,000,000.00	50,000,000.00	50,000,000.00	49,726,500.00
826608941	3130ARCC3	FEDERAL HOME LOAN BANKS	03/24/2025	2.030	50,000,000.00	50,000,000.00	50,000,000.00	49,734,500.00
821809587	3130AHL76	FEDERAL HOME LOAN BANKS	11/25/2026	2.080	40,950,000.00	40,950,000.00	40,950,000.00	39,204,711.00
821810738	3130AKPE0	FEDERAL HOME LOAN BANKS	01/27/2031	1.260	50,000,000.00	50,000,000.00	50,000,000.00	40,864,000.00
821809219	3130AQWY5	FEDERAL HOME LOAN BANKS	02/24/2025	1.700	25,000,000.00	25,000,000.00	25,000,000.00	24,893,500.00
821809546	3130APNL5	FEDERAL HOME LOAN BANKS	10/27/2026	1.280	25,000,000.00	25,000,000.00	25,000,000.00	23,671,750.00
821809529	3130AKKQ8	FEDERAL HOME LOAN BANKS	12/23/2030	1.250	25,000,000.00	25,000,000.00	25,000,000.00	20,509,500.00
850346592	3130ARZT1	FEDERAL HOME LOAN BANKS	05/23/2025	3.450	25,000,000.00	25,000,000.00	25,000,000.00	24,905,250.00
821809167	3130AQLB7	FEDERAL HOME LOAN BANKS	01/26/2029	1.875	25,000,000.00	25,000,000.00	25,000,000.00	22,560,500.00
821809234	3130AQM42	FEDERAL HOME LOAN BANKS	01/27/2032	2.250	22,700,000.00	22,700,000.00	22,700,000.00	19,299,540.00
821809600	3130AQT37	FEDERAL HOME LOAN BANKS	02/28/2025	1.500	25,000,000.00	25,000,000.00	25,000,000.00	24,878,750.00
819378330	3130ARAZ4	FEDERAL HOME LOAN BANKS	03/28/2025	2.000	50,000,000.00	50,000,000.00	50,000,000.00	49,714,000.00
837511310	3130ARRT0	FEDERAL HOME LOAN BANKS	04/25/2025	3.020	25,000,000.00	25,000,000.00	25,000,000.00	24,894,250.00
821809221	3130AQNRO	FEDERAL HOME LOAN BANKS	01/27/2027	1.750	25,000,000.00	25,000,000.00	25,000,000.00	23,723,750.00
821809460	3130AMAD4	FEDERAL HOME LOAN BANKS	11/12/2026	1.100	30,000,000.00	30,000,000.00	30,000,000.00	28,269,600.00
842850552	3130ARVF5	FEDERAL HOME LOAN BANKS	05/19/2025	3.210	25,000,000.00	25,000,000.00	25,000,000.00	24,889,000.00
841371336	3130ARUC3	FEDERAL HOME LOAN BANKS	05/12/2025	3.120	25,000,000.00	25,000,000.00	25,000,000.00	24,887,000.00
821810791	3130AKQC3	FEDERAL HOME LOAN BANKS	01/27/2033	1.500	50,000,000.00	50,000,000.00	50,000,000.00	38,534,000.00
821809243	3130AJC31	FEDERAL HOME LOAN BANKS	03/14/2031	1.500	25,000,000.00	24,828,916.19	24,723,000.00	20,807,500.00
821809215	3130AQM26	FEDERAL HOME LOAN BANKS	01/27/2027	1.700	25,000,000.00	25,000,000.00	25,000,000.00	23,699,250.00
821809230	3130AQL76	FEDERAL HOME LOAN BANKS	01/20/2032	2.160	25,000,000.00	25,000,000.00	25,000,000.00	21,129,500.00
849799807	3130ARZC8	FEDERAL HOME LOAN BANKS	05/23/2025	3.400	25,000,000.00	25,000,000.00	25,000,000.00	24,900,250.00
1179317769	3130AYG59	FEDERAL HOME LOAN BANKS	01/29/2029	5.150	24,545,000.00	24,545,000.00	24,545,000.00	24,509,652.20
1377030885	3130B2WQ4	FEDERAL HOME LOAN BANKS	10/10/2031	4.700	33,150,000.00	33,150,000.00	33,150,000.00	33,102,595.50
821809596	3130AQJR5	FEDERAL HOME LOAN BANKS	01/27/2027	1.500	25,000,000.00	25,000,000.00	25,000,000.00	23,601,000.00
835023450	3130ARPH8	FEDERAL HOME LOAN BANKS	04/28/2025	3.010	25,000,000.00	25,000,000.00	25,000,000.00	24,891,500.00
821810778	3130AKXM3	FEDERAL HOME LOAN BANKS	02/17/2032	1.350	50,000,000.00	50,000,000.00	50,000,000.00	39,499,000.00
1313237110	3130B1WZ6	FEDERAL HOME LOAN BANKS	07/16/2031	5.600	25,835,000.00	25,835,000.00	25,835,000.00	25,818,723.95
843475069	3130ARKR1	FEDERAL HOME LOAN BANKS	04/25/2025	2.910	25,000,000.00	25,000,000.00	25,000,000.00	24,885,500.00
850346595	3130ARZW4	FEDERAL HOME LOAN BANKS	05/23/2025	3.500	25,000,000.00	25,000,000.00	25,000,000.00	24,905,000.00
833040168	3130ARDB4	FEDERAL HOME LOAN BANKS	04/04/2025	2.090	25,000,000.00	25,000,000.00	25,000,000.00	24,853,250.00
833040183	3130ARNE7	FEDERAL HOME LOAN BANKS	04/27/2027	3.250	50,000,000.00	50,000,000.00	50,000,000.00	48,707,500.00
821809611	3130AQ7B3	FEDERAL HOME LOAN BANKS	12/21/2027	1.610	25,000,000.00	25,000,000.00	25,000,000.00	23,060,250.00
821809583	3130AKK96	FEDERAL HOME LOAN BANKS	12/30/2030	1.250	40,440,000.00	40,440,000.00	40,440,000.00	33,155,542.80
844868360	3130ARP70	FEDERAL HOME LOAN BANKS	04/25/2025	3.000	50,000,000.00	50,000,000.00	50,000,000.00	49,785,000.00
821810688	3130AQLV4	FEDERAL HOME LOAN BANKS	02/24/2025	1.650	25,000,000.00	25,000,000.00	25,000,000.00	24,891,750.00
841085426	3130ARKG5	FEDERAL HOME LOAN BANKS	04/21/2026	3.000	25,000,000.00	25,000,000.00	25,000,000.00	24,560,750.00
813949229	3130AR6C0	FEDERAL HOME LOAN BANKS	03/24/2025	2.000	50,000,000.00	50,000,000.00	50,000,000.00	49,726,500.00
838488791	3130ARGR6	FEDERAL HOME LOAN BANKS	04/14/2025	2.600	25,000,000.00	25,000,000.00	25,000,000.00	24,871,500.00
821809161	3130AQKU6	FEDERAL HOME LOAN BANKS	01/19/2029	1.770	25,000,000.00	25,000,000.00	25,000,000.00	22,474,500.00
821810283	3130AQWY5	FEDERAL HOME LOAN BANKS	02/24/2025	1.700	15,000,000.00	15,000,000.00	15,000,000.00	14,936,100.00
821809368	3130AKJA5	FEDERAL HOME LOAN BANKS	12/16/2030	1.280	33,200,000.00	33,194,068.21	33,190,040.00	27,305,340.00
821810055	3130AKAQ9	FEDERAL HOME LOAN BANKS	10/07/2030	1.210	38,200,000.00	38,200,000.00	38,200,000.00	31,481,002.00
1342711516	3130B2BF6	FEDERAL HOME LOAN BANKS	08/06/2029	5.250	50,000,000.00	50,000,000.00	50,000,000.00	49,896,500.00
821808963	3130AQ4R1	FEDERAL HOME LOAN BANKS	12/13/2028	1.700	25,000,000.00	25,000,000.00	25,000,000.00	22,469,000.00
821809680	3130ALV68	FEDERAL HOME LOAN BANKS	03/30/2026	1.030	25,000,000.00	25,000,000.00	25,000,000.00	24,019,500.00
824373426	3130AJK40	FEDERAL HOME LOAN BANKS	05/04/2027	1.200	19,444,444.44	19,444,444.45	19,444,444.45	18,086,833.33
821809174	3130AHL76	FEDERAL HOME LOAN BANKS	11/25/2026	2.080	50,000,000.00	50,000,000.00	50,000,000.00	47,869,000.00
821809202	3130AHNR0	FEDERAL HOME LOAN BANKS	12/16/2026	2.020	50,000,000.00	50,000,000.00	50,000,000.00	47,745,000.00
821809241	3130AQRW5	FEDERAL HOME LOAN BANKS	02/17/2032	2.400	25,000,000.00	25,000,000.00	25,000,000.00	21,385,250.00
858143703	3130AS6Q7	FEDERAL HOME LOAN BANKS	06/07/2027	3.250	25,000,000.00	25,000,000.00	25,000,000.00	24,381,000.00
1141009813	3130AXVE5	FEDERAL HOME LOAN BANKS	11/28/2028	5.350	50,000,000.00	50,000,000.00	50,000,000.00	49,988,500.00
1429008951	3130B3WR0	FEDERAL HOME LOAN BANKS	12/09/2031	5.275	46,670,000.00	46,651,962.48	46,651,798.70	46,602,328.50
877589745	3130ASHH5	FEDERAL HOME LOAN BANKS	06/28/2027	4.260	25,000,000.00	25,000,000.00	25,000,000.00	24,868,250.00
821809650	3130ALD43	FEDERAL HOME LOAN BANKS	02/24/2031	1.460	25,000,000.00	25,000,000.00	25,000,000.00	20,649,250.00
853951950	3130ARVC2	FEDERAL HOME LOAN BANKS	05/12/2025	3.200	25,000,000.00	25,000,000.00	25,000,000.00	24,894,250.00
1430932218	3130B3ZR7	FEDERAL HOME LOAN BANKS	12/12/2031	5.250	29,750,000.00	29,750,000.00	29,750,000.00	29,744,645.00
870006897	3130ASFD6	FEDERAL HOME LOAN BANKS	06/27/2025	3.500	25,000,000.00	25,000,000.00	25,000,000.00	24,895,750.00
821852235	3130AQYZ0	FEDERAL HOME LOAN BANKS	03/03/2025	2.000	25,000,000.00	25,000,000.00	25,000,000.00	24,895,750.00
1237998929	3130B0PR4	FEDERAL HOME LOAN BANKS	10/02/2028	5.000	25,000,000.00	25,000,000.00	25,000,000.00	24,964,250.00
828331469	3130AR6A4	FEDERAL HOME LOAN BANKS	03/28/2025	2.000	50,000,000.00	50,000,000.00	50,000,000.00	49,714,000.00
869387879	3130ASEK1	FEDERAL HOME LOAN BANKS	06/27/2025	3.335	25,000,000.00	25,000,000.00	25,000,000.00	24,884,750.00
821809149	3130AJSQ3	FEDERAL HOME LOAN BANKS	07/06/2027	1.020	24,185,000.00	24,182,829.82	24,178,953.75	22,270,999.10
821810799	3130AQJW4	FEDERAL HOME LOAN BANKS	01/27/2027	1.520	50,000,000.00	50,000,000.00	50,000,000.00	47,221,500.00
821809562	3130APWC5	FEDERAL HOME LOAN BANKS	11/23/2026	1.375	25,000,000.00	25,000,000.00	25,000,000.00	23,648,750.00
821810784	3130AQF24	FEDERAL HOME LOAN BANKS	12/29/2026	1.400	50,000,000.00	50,000,000.00	50,000,000.00	47,181,000.00
821809534	3130APMZ5	FEDERAL HOME LOAN BANKS	10/27/2026	1.250	25,000,000.00	25,000,000.00	25,000,000.00	23,658,750.00
821809644	3130AME73	FEDERAL HOME LOAN BANKS	05/18/2028	1.450	25,000,000.00	25,000,000.00	25,000,000.00	22,649,500.00
821810681	3130AKTV8	FEDERAL HOME LOAN BANKS	01/28/2031	1.320	50,000,000.00	50,000,000.00	50,000,000.00	41,018,000.00
821810610	3130APP33	FEDERAL HOME LOAN BANKS	11/17/2028	1.600	12,000,000.00	12,000,000.00	12,000,000.00	10,763,520.00
826608927	3130ARSR8	FEDERAL HOME LOAN BANKS	03/24/2025	1.890	50,000,000.00	50,000,000.00	50,000,000.00	49,714,000.00
1432940650	3130B3ZR7	FEDERAL HOME LOAN BANKS	12/12/2031	5.250	15,000,000.00	15,000,000.00	15,000,000.00	14,997,300.00
826608942	3130ARS2P	FEDERAL HOME LOAN BANKS	03/24/2025	1.875	50,000,000.00	50,000,000.00	50,000,000.00	49,712,500.00
821809659	3130AQF32	FEDERAL HOME LOAN BANKS	12/29/2027	1.50				

LOS ANGELES COUNTY TREASURER
TREASURER PORTFOLIO COMPARED TO MARKET VALUE
FOR THE PERIOD: DECEMBER 1, 2024 TO DECEMBER 31, 2024
FUND: POOLED SURPLUS INVESTMENTS
ATTACHMENT X

Security ID	CUSIP	Description	Final Maturity	Face Rate	PAR	Amortized Cost	Historical Cost	Market Value
835023451	3130ARPM7	FEDERAL HOME LOAN BANKS	04/28/2025	3.020	25,000,000.00	24,999,600.05	24,996,250.00	24,892,250.00
851779930	3130ARVU2	FEDERAL HOME LOAN BANKS	05/09/2025	3.300	25,000,000.00	25,000,000.00	25,000,000.00	24,905,000.00
836624936	3130ARF63	FEDERAL HOME LOAN BANKS	04/11/2025	2.300	25,000,000.00	25,000,000.00	25,000,000.00	24,855,500.00
821809166	3130AQB44	FEDERAL HOME LOAN BANKS	12/14/2029	1.800	25,000,000.00	25,000,000.00	25,000,000.00	21,928,500.00
821810683	3130AQKV4	FEDERAL HOME LOAN BANKS	01/27/2027	1.625	25,000,000.00	25,000,000.00	25,000,000.00	23,662,500.00
821809558	3130AKPK6	FEDERAL HOME LOAN BANKS	01/27/2032	1.370	25,000,000.00	25,000,000.00	25,000,000.00	19,815,000.00
843475066	3130ARPK1	FEDERAL HOME LOAN BANKS	04/25/2025	3.000	25,000,000.00	25,000,000.00	25,000,000.00	24,892,500.00
821852237	3130AQXK4	FEDERAL HOME LOAN BANKS	03/07/2025	1.740	25,000,000.00	25,000,000.00	25,000,000.00	24,877,750.00
826608940	3130ARCG4	FEDERAL HOME LOAN BANKS	03/24/2025	2.040	25,000,000.00	25,000,000.00	25,000,000.00	24,867,750.00
1349188571	3130B2E27	FEDERAL HOME LOAN BANKS	08/28/2031	5.150	50,000,000.00	50,000,000.00	50,000,000.00	49,904,500.00
821810696	3130AKTZ9	FEDERAL HOME LOAN BANKS	02/03/2031	1.320	50,000,000.00	50,000,000.00	50,000,000.00	40,999,000.00
821809601	3130AQHZ9	FEDERAL HOME LOAN BANKS	01/25/2027	1.540	25,000,000.00	25,000,000.00	25,000,000.00	23,624,750.00
811657280	3130AR2Q3	FEDERAL HOME LOAN BANKS	03/07/2025	2.010	25,000,000.00	25,000,000.00	25,000,000.00	24,887,250.00
821809953	3130AJV48	FEDERAL HOME LOAN BANKS	07/28/2027	0.770	50,000,000.00	50,000,000.00	50,000,000.00	45,653,000.00
821810734	3130AKYE0	FEDERAL HOME LOAN BANKS	02/24/2031	1.250	50,000,000.00	50,000,000.00	50,000,000.00	40,741,000.00
1327267068	3130B26C4	FEDERAL HOME LOAN BANKS	08/13/2031	5.420	25,000,000.00	25,000,000.00	25,000,000.00	24,985,500.00
870006889	3130ASFH7	FEDERAL HOME LOAN BANKS	06/27/2025	3.500	25,000,000.00	25,000,000.00	25,000,000.00	24,895,750.00
821810706	3130AKNQ5	FEDERAL HOME LOAN BANKS	01/27/2032	1.340	50,000,000.00	50,000,000.00	50,000,000.00	39,540,500.00
821809640	3130APXY6	FEDERAL HOME LOAN BANKS	12/01/2026	1.420	25,000,000.00	25,000,000.00	25,000,000.00	23,652,750.00
821809199	3130AKJU1	FEDERAL HOME LOAN BANKS	12/30/2027	0.875	22,000,000.00	22,000,000.00	22,000,000.00	19,827,940.00
821809996	3130AM2J0	FEDERAL HOME LOAN BANKS	04/28/2026	1.050	50,000,000.00	50,000,000.00	50,000,000.00	47,915,000.00
821809655	3130AQAY9	FEDERAL HOME LOAN BANKS	12/30/2026	1.500	25,000,000.00	25,000,000.00	25,000,000.00	23,636,000.00
817178483	3130AQXH1	FEDERAL HOME LOAN BANKS	03/03/2025	1.720	25,000,000.00	25,000,000.00	25,000,000.00	24,884,000.00
821809627	3130APVD4	FEDERAL HOME LOAN BANKS	11/23/2027	1.390	25,000,000.00	25,000,000.00	25,000,000.00	22,960,750.00
836624939	3130ARF48	FEDERAL HOME LOAN BANKS	04/11/2025	2.300	25,000,000.00	25,000,000.00	25,000,000.00	24,855,500.00
821809582	3130AHSJ3	FEDERAL HOME LOAN BANKS	12/23/2026	2.090	40,000,000.00	40,000,000.00	40,000,000.00	38,234,400.00
870418077	3130ASGA1	FEDERAL HOME LOAN BANKS	06/27/2025	3.820	25,000,000.00	25,000,000.00	25,000,000.00	24,931,750.00
821809610	3130AQTT0	FEDERAL HOME LOAN BANKS	02/28/2025	1.550	25,000,000.00	25,000,000.00	25,000,000.00	24,880,500.00
821108957	3130ARD99	FEDERAL HOME LOAN BANKS	04/04/2025	2.080	25,000,000.00	25,000,000.00	25,000,000.00	24,852,500.00
821809554	3130APVK8	FEDERAL HOME LOAN BANKS	11/23/2026	1.300	25,000,000.00	25,000,000.00	25,000,000.00	23,615,000.00
821810420	3130AKJT4	FEDERAL HOME LOAN BANKS	12/30/2030	1.290	19,875,000.00	19,875,000.00	19,875,000.00	16,336,256.25
844868359	3130ARPE5	FEDERAL HOME LOAN BANKS	04/28/2025	3.000	25,000,000.00	25,000,000.00	25,000,000.00	24,890,250.00
821810777	3130AKNV4	FEDERAL HOME LOAN BANKS	01/27/2032	1.350	50,000,000.00	50,000,000.00	50,000,000.00	39,570,000.00
837511314	3130ARRR4	FEDERAL HOME LOAN BANKS	04/28/2025	3.020	25,000,000.00	25,000,000.00	25,000,000.00	24,892,250.00
821810693	3130AQLU5	FEDERAL HOME LOAN BANKS	01/27/2027	1.660	25,000,000.00	25,000,000.00	25,000,000.00	23,679,500.00
821810702	3130AL4N1	FEDERAL HOME LOAN BANKS	02/24/2031	1.320	50,000,000.00	50,000,000.00	50,000,000.00	40,927,000.00
821810028	3130AJJQ3	FEDERAL HOME LOAN BANKS	04/27/2027	1.200	50,000,000.00	50,000,000.00	50,000,000.00	46,540,000.00
877589744	3130ASDV8	FEDERAL HOME LOAN BANKS	06/28/2027	3.300	25,000,000.00	25,000,000.00	25,000,000.00	24,396,500.00
819993801	3130ARBH3	FEDERAL HOME LOAN BANKS	03/28/2025	2.000	50,000,000.00	50,000,000.00	50,000,000.00	49,714,000.00
821810687	3130AQLQ4	FEDERAL HOME LOAN BANKS	01/27/2027	1.650	25,000,000.00	25,000,000.00	25,000,000.00	23,674,750.00
821810000	3130AKB96	FEDERAL HOME LOAN BANKS	10/02/2030	1.080	50,000,000.00	50,000,000.00	50,000,000.00	40,899,000.00
821809567	3130AK3V6	FEDERAL HOME LOAN BANKS	09/30/2030	1.300	39,950,000.00	39,950,000.00	39,950,000.00	33,124,942.00
821810730	3130AKKQ8	FEDERAL HOME LOAN BANKS	12/23/2030	1.250	50,000,000.00	50,000,000.00	50,000,000.00	41,019,000.00
821809694	3130AL4L5	FEDERAL HOME LOAN BANKS	08/24/2029	1.150	25,000,000.00	25,000,000.00	25,000,000.00	21,429,500.00
821810786	3130AKS23	FEDERAL HOME LOAN BANKS	01/27/2033	1.495	50,000,000.00	50,000,000.00	50,000,000.00	38,518,500.00
821809550	3130APYJ8	FEDERAL HOME LOAN BANKS	06/08/2026	1.290	25,000,000.00	25,000,000.00	25,000,000.00	23,950,250.00
839545177	3130ARHC8	FEDERAL HOME LOAN BANKS	04/17/2025	2.600	25,000,000.00	25,000,000.00	25,000,000.00	24,869,250.00
821809972	3130AJRQ4	FEDERAL HOME LOAN BANKS	06/25/2027	1.000	50,000,000.00	50,000,000.00	50,000,000.00	46,068,500.00
1132575155	3130AXQQ4	FEDERAL HOME LOAN BANKS	11/28/2028	5.250	50,000,000.00	50,000,000.00	50,000,000.00	50,122,500.00
821809145	3130AQ3P6	FEDERAL HOME LOAN BANKS	12/08/2031	2.080	24,000,000.00	24,000,000.00	24,000,000.00	20,224,080.00
821809636	3130APX26	FEDERAL HOME LOAN BANKS	12/01/2026	1.400	25,000,000.00	25,000,000.00	25,000,000.00	23,643,500.00
840297222	3130ARE56	FEDERAL HOME LOAN BANKS	04/04/2025	2.210	25,000,000.00	25,000,000.00	25,000,000.00	24,860,750.00
1441950970	313385DH6	FEDERAL HOME LOAN BANKS	03/21/2025	4.249	50,000,000.00	49,533,790.28	49,462,973.61	49,526,000.00
1407636646	313385AC0	FEDERAL HOME LOAN BANKS	01/03/2025	4.509	50,000,000.00	49,987,475.00	49,649,300.00	49,976,500.00
1431864875	313385AX4	FEDERAL HOME LOAN BANKS	01/22/2025	4.305	50,000,000.00	49,874,437.50	49,718,979.17	49,865,500.00
1411469731	313385AS5	FEDERAL HOME LOAN BANKS	01/17/2025	4.440	50,000,000.00	49,901,333.33	49,593,000.00	49,895,000.00
1418714998	313385CW4	FEDERAL HOME LOAN BANKS	03/10/2025	4.380	30,000,000.00	29,751,800.00	29,602,150.00	29,754,000.00
1413030633	313385BG0	FEDERAL HOME LOAN BANKS	01/31/2025	4.400	50,000,000.00	49,816,666.67	49,523,333.33	49,813,000.00
1440021924	313385DF0	FEDERAL HOME LOAN BANKS	03/19/2025	4.250	50,000,000.00	49,545,486.11	49,462,847.22	49,537,500.00
1436788388	313385AH9	FEDERAL HOME LOAN BANKS	01/08/2025	4.310	50,000,000.00	49,558,097.22	49,844,361.11	49,947,500.00
1448405763	313385CR5	FEDERAL HOME LOAN BANKS	03/05/2025	4.205	50,000,000.00	49,632,062.50	49,620,381.94	49,619,500.00
1417163612	313385CB0	FEDERAL HOME LOAN BANKS	02/19/2025	4.410	50,000,000.00	49,699,875.00	49,442,625.00	49,701,000.00
1449506071	313385EQ5	FEDERAL HOME LOAN BANKS	04/21/2025	4.165	50,000,000.00	49,363,680.55	49,357,895.83	49,351,500.00
1441950972	313385DD5	FEDERAL HOME LOAN BANKS	03/17/2025	4.225	50,000,000.00	49,559,895.83	49,483,611.11	49,549,500.00
1434168055	313385CY0	FEDERAL HOME LOAN BANKS	03/12/2025	4.300	50,000,000.00	49,581,944.45	49,456,527.78	49,578,500.00
1390502358	313385AF3	FEDERAL HOME LOAN BANKS	01/06/2025	4.485	50,000,000.00	49,968,854.17	49,501,666.67	49,959,000.00
1429008941	313385BG0	FEDERAL HOME LOAN BANKS	01/31/2025	4.355	50,000,000.00	49,818,541.66	49,643,131.94	49,813,000.00
1435030258	313385CD6	FEDERAL HOME LOAN BANKS	02/21/2025	4.260	50,000,000.00	49,698,250.00	49,574,000.00	49,689,000.00
1413030637	313385BW5	FEDERAL HOME LOAN BANKS	02/14/2025	4.391	50,000,000.00	49,731,661.11	49,445,026.39	49,730,000.00
1441950974	313385DD5	FEDERAL HOME LOAN BANKS	03/17/2025	4.225	50,000,000.00	49,559,895.83	49,483,611.11	49,549,500.00
1405971484	313385AB2	FEDERAL HOME LOAN BANKS	01/02/2025	4.511	50,000,000.00	49,993,734.72	49,642,879.17	49,982,500.00
1384304629	313385AK2	FEDERAL HOME LOAN BANKS	01/10/2025	4.530	33,000,000.00	32,962,627.50	32,622,122.50	32,967,430.00
1449506075	313385EQ5	FEDERAL HOME LOAN BANKS	04/21/2025	4.165	50,000,000.00	49,363,680.55	49,357,895.83	49,351,500.00
1431864851	313385AX4	FEDERAL HOME LOAN BANKS	01/22/2025	4.305	50,000,000.00	49,874,437.50	49,718,979.17	49,865,500.00
1418714991	313385CD6	FEDERAL HOME LOAN BANKS	02/21/2025	4.427	50,000,000.00	49,686,420.83	49,440,476.39	49,689,000.00
1444194161	313385CR5	FEDERAL HOME LOAN BANKS	03/05/2025	4.215	50,000,000.00	49,631,187.50	49,578,500.00	49,619,500.00
1377029578	313385AB2	FEDERAL HOME LOAN BANKS	01/02/2025	4.493	50,000,000.00	49,993,759.72	49,432,134.72	49,982,500.00
1445666988	313385DQ6	FEDERAL HOME LOAN BANKS	03/28/2025	4.210	45,000,000.00	44,547,425.00	44,521,112.50	44,536,500.00
1432940653	313385AQ9	FEDERAL HOME LOAN BANKS	01/15/2025	4.310	50,000,000.00	49,916,194.44	49,778,513.89	49,906,500.00
1388880330	313385AW6	FEDERAL HOME LOAN BANKS	01/21/2025	4.510	50,000,000.00	49,874,722.22	49,392,402.78	49,871,500.00
1395944667	313385AS5	FEDERAL HOME LOAN BANKS	01/17/2025	4.500	50,000,000.00	49,900,000.00	49,475,000.00	49,895,000.00
1436788381	313385AH9	FEDERAL HOME LOAN BANKS	01/08/2025	4.310	50,000,000.00	49,558,097.22	49,844,361.11	49,947,500.00
1423992646	313385BG0	FEDERAL HOME LOAN BANKS	01/31/2025	4.400	50,000,000.00	49,816,666.67	49,602,777.78	49,813,000.00
1369856208	313385AF3	FEDERAL HOME LOAN BANKS	01/06/2025	4.470	50,000,000.00	49,968,958.33	49,354,333.33	49,959,000.00
1434168047	313385CA2	FEDERAL HOME LOAN BANKS	02/18/2025	4.300	50,000,000.00	49,713,333.33	49,581,944.44	49,706,500.00
1411469735	313385BU9	FEDERAL HOME LOAN BANKS	02/12/2025	4.432	50,000,000.00	49,741,466.66	49,439,844.44	49,742,000.00
1445666990	313385DQ6	FEDERAL HOME LOAN BANKS	03/28/2025	4.210	45,000,000.00	44,547,425.00	44,521,112.50	44,536,5

LOS ANGELES COUNTY TREASURER
TREASURER PORTFOLIO COMPARED TO MARKET VALUE
FOR THE PERIOD: DECEMBER 1, 2024 TO DECEMBER 31, 2024
FUND: POOLED SURPLUS INVESTMENTS
ATTACHMENT X

Security ID	CUSIP	Description	Final Maturity	Face Rate	PAR	Amortized Cost	Historical Cost	Market Value
1447478249	313385BU9	FEDERAL HOME LOAN BANKS	02/12/2025	4.225	50,000,000.00	49,753,541.67	49,724,201.39	49,742,000.00
1434168068	313385CL8	FEDERAL HOME LOAN BANKS	02/28/2025	4.270	50,000,000.00	49,656,027.78	49,525,555.56	49,648,000.00
1401399104	313385BG0	FEDERAL HOME LOAN BANKS	01/31/2025	4.472	50,000,000.00	49,813,666.67	49,434,788.89	49,813,000.00
1430045080	313385AF3	FEDERAL HOME LOAN BANKS	01/06/2025	4.370	50,000,000.00	49,969,652.78	49,799,708.33	49,959,000.00
1447478262	313385BU9	FEDERAL HOME LOAN BANKS	02/12/2025	4.225	50,000,000.00	49,753,541.67	49,724,201.39	49,742,000.00
1413030631	313385AS5	FEDERAL HOME LOAN BANKS	01/17/2025	4.430	50,000,000.00	49,901,555.56	49,606,222.22	49,895,000.00
1414280953	313385BG0	FEDERAL HOME LOAN BANKS	01/31/2025	4.410	49,464,000.00	49,282,219.80	48,997,430.82	49,279,004.64
1431864886	313385AX4	FEDERAL HOME LOAN BANKS	01/22/2025	4.305	50,000,000.00	49,874,437.50	49,718,979.17	49,865,500.00
1377030883	313385AB2	FEDERAL HOME LOAN BANKS	01/02/2025	4.493	50,000,000.00	49,993,759.72	49,432,134.72	49,982,500.00
1417163608	313385AS5	FEDERAL HOME LOAN BANKS	01/17/2025	4.425	28,439,000.00	28,383,069.97	28,232,758.00	28,379,278.10
1432940644	313385CL8	FEDERAL HOME LOAN BANKS	02/28/2025	4.270	50,000,000.00	49,656,027.78	49,519,625.00	49,648,000.00
1444194163	313385CR5	FEDERAL HOME LOAN BANKS	03/05/2025	4.215	50,000,000.00	49,631,187.50	49,578,500.00	49,619,500.00
1445666982	313385DQ6	FEDERAL HOME LOAN BANKS	03/28/2025	4.210	50,000,000.00	49,497,138.89	49,467,902.78	49,485,000.00
1431864889	313385CL8	FEDERAL HOME LOAN BANKS	02/28/2025	4.280	50,000,000.00	49,655,222.22	49,500,666.67	49,648,000.00
1413030632	313385BW5	FEDERAL HOME LOAN BANKS	02/14/2025	4.391	50,000,000.00	49,731,661.11	49,445,026.39	49,730,000.00
1438123155	313385CC8	FEDERAL HOME LOAN BANKS	02/20/2025	4.250	50,000,000.00	49,704,861.11	49,610,416.67	49,695,000.00
1431864874	313385AX4	FEDERAL HOME LOAN BANKS	01/22/2025	4.305	50,000,000.00	49,874,437.50	49,718,979.17	49,865,500.00
1395944660	313385AS5	FEDERAL HOME LOAN BANKS	01/17/2025	4.500	50,000,000.00	49,900,000.00	49,475,000.00	49,895,000.00
1441950971	313385DH6	FEDERAL HOME LOAN BANKS	03/21/2025	4.249	50,000,000.00	49,533,790.28	49,462,973.61	49,526,000.00
1417163609	313385CB0	FEDERAL HOME LOAN BANKS	02/19/2025	4.410	50,000,000.00	49,699,875.00	49,442,625.00	49,701,000.00
1407636662	313385AC0	FEDERAL HOME LOAN BANKS	01/03/2025	4.509	50,000,000.00	49,987,475.00	49,649,300.00	49,976,500.00
1435815842	313385CR5	FEDERAL HOME LOAN BANKS	03/05/2025	4.255	50,000,000.00	49,627,687.50	49,509,493.06	49,619,500.00
1413030634	313385BW5	FEDERAL HOME LOAN BANKS	02/14/2025	4.391	50,000,000.00	49,731,661.11	49,445,026.39	49,730,000.00
1406805258	313385AS5	FEDERAL HOME LOAN BANKS	01/17/2025	4.430	50,000,000.00	49,901,555.56	49,557,000.00	49,895,000.00
1430045075	313385AF3	FEDERAL HOME LOAN BANKS	01/06/2025	4.370	50,000,000.00	49,969,652.78	49,799,708.33	49,959,000.00
1417163611	313385BG0	FEDERAL HOME LOAN BANKS	01/31/2025	4.405	50,000,000.00	49,816,458.33	49,553,381.94	49,813,000.00
1432940633	313385AQ9	FEDERAL HOME LOAN BANKS	01/15/2025	4.310	50,000,000.00	49,916,194.44	49,778,513.89	49,906,500.00
1447478257	313385AK2	FEDERAL HOME LOAN BANKS	01/10/2025	4.240	50,000,000.00	49,947,000.00	49,917,555.56	49,935,500.00
1416240368	313385BG0	FEDERAL HOME LOAN BANKS	01/31/2025	4.420	30,000,000.00	29,889,500.00	29,727,433.33	29,887,800.00
1389592061	313385AS5	FEDERAL HOME LOAN BANKS	01/17/2025	4.527	50,000,000.00	49,899,400.00	49,427,837.50	49,895,000.00
1413030636	313385BW5	FEDERAL HOME LOAN BANKS	02/14/2025	4.391	50,000,000.00	49,731,661.11	49,445,026.39	49,730,000.00
1386753193	313385AQ9	FEDERAL HOME LOAN BANKS	01/15/2025	4.527	50,000,000.00	49,911,975.00	49,427,837.50	49,906,500.00
1444194158	313385CR5	FEDERAL HOME LOAN BANKS	03/05/2025	4.215	50,000,000.00	49,631,187.50	49,578,500.00	49,619,500.00
1432940652	313385CL8	FEDERAL HOME LOAN BANKS	02/28/2025	4.270	50,000,000.00	49,656,027.78	49,519,625.00	49,648,000.00
1431864852	313385CL8	FEDERAL HOME LOAN BANKS	02/28/2025	4.280	50,000,000.00	49,655,222.22	49,500,666.67	49,648,000.00
1382826488	313385AH9	FEDERAL HOME LOAN BANKS	01/08/2025	4.549	50,000,000.00	49,955,773.61	49,425,056.94	49,947,500.00
1395208193	313385AZ9	FEDERAL HOME LOAN BANKS	01/24/2025	4.502	50,000,000.00	49,856,186.11	49,430,997.22	49,854,000.00
1434168063	313385CL8	FEDERAL HOME LOAN BANKS	02/28/2025	4.270	50,000,000.00	49,656,027.78	49,525,555.56	49,648,000.00
1377030886	313385AB2	FEDERAL HOME LOAN BANKS	01/02/2025	4.493	50,000,000.00	49,993,759.72	49,425,894.44	49,982,500.00
1413030639	313385BG0	FEDERAL HOME LOAN BANKS	01/31/2025	4.375	25,290,000.00	25,197,796.88	25,050,271.88	25,195,415.40
1419307386	313385CA2	FEDERAL HOME LOAN BANKS	02/18/2025	4.400	50,000,000.00	49,706,666.67	49,462,222.22	49,706,500.00
1445666974	313385CT1	FEDERAL HOME LOAN BANKS	03/07/2025	4.230	50,000,000.00	49,618,125.00	49,582,875.00	49,608,000.00
1423992645	313385BG0	FEDERAL HOME LOAN BANKS	01/31/2025	4.400	50,000,000.00	49,816,666.67	49,602,777.78	49,813,000.00
1434168050	313385CY0	FEDERAL HOME LOAN BANKS	03/12/2025	4.300	50,000,000.00	49,581,944.45	49,456,527.78	49,578,500.00
1401399105	313385BG0	FEDERAL HOME LOAN BANKS	01/31/2025	4.472	50,000,000.00	49,813,666.67	49,434,788.89	49,813,000.00
1393456847	313385AP1	FEDERAL HOME LOAN BANKS	01/14/2025	4.510	50,000,000.00	49,918,569.44	49,473,833.33	49,912,500.00
1419307834	313385BG0	FEDERAL HOME LOAN BANKS	01/31/2025	4.410	50,000,000.00	49,816,250.00	49,571,250.00	49,813,000.00
1416240361	313385BG0	FEDERAL HOME LOAN BANKS	01/31/2025	4.420	50,000,000.00	49,815,833.33	49,545,722.22	49,813,000.00
1430927507	313385CD6	FEDERAL HOME LOAN BANKS	02/21/2025	4.335	50,000,000.00	49,692,937.50	49,530,375.00	49,689,000.00
1449506069	313385FB7	FEDERAL HOME LOAN BANKS	05/02/2025	4.160	50,000,000.00	49,300,888.89	49,295,111.11	49,295,500.00
1406805253	313385AS5	FEDERAL HOME LOAN BANKS	01/17/2025	4.430	25,482,000.00	25,431,828.77	25,256,229.48	25,428,487.80
1444194164	313385CR5	FEDERAL HOME LOAN BANKS	03/05/2025	4.215	3,825,000.00	3,796,785.84	3,792,755.25	3,795,891.75
1369856200	313385AF3	FEDERAL HOME LOAN BANKS	01/06/2025	4.470	50,000,000.00	49,968,958.33	49,354,333.33	49,959,000.00
1445666978	313385DQ6	FEDERAL HOME LOAN BANKS	03/28/2025	4.210	50,000,000.00	49,497,138.89	49,467,902.78	49,485,000.00
1384304636	313385AH9	FEDERAL HOME LOAN BANKS	01/08/2025	4.530	25,000,000.00	24,977,979.17	24,720,020.83	24,973,750.00
1382826482	313385AH9	FEDERAL HOME LOAN BANKS	01/08/2025	4.549	50,000,000.00	49,955,773.61	49,425,056.94	49,947,500.00
1386753188	313385AQ9	FEDERAL HOME LOAN BANKS	01/15/2025	4.527	50,000,000.00	49,911,975.00	49,427,837.50	49,906,500.00
1429008950	313385BG0	FEDERAL HOME LOAN BANKS	01/31/2025	4.355	50,000,000.00	49,818,541.66	49,643,131.94	49,813,000.00
1435815839	313385DA1	FEDERAL HOME LOAN BANKS	03/14/2025	4.248	50,000,000.00	49,575,200.00	49,463,100.00	49,567,000.00
1434168052	313385CA2	FEDERAL HOME LOAN BANKS	02/18/2025	4.400	50,000,000.00	49,713,333.33	49,581,944.44	49,706,500.00
1449506067	313385FB7	FEDERAL HOME LOAN BANKS	05/02/2025	4.160	50,000,000.00	49,300,888.89	49,295,111.11	49,295,500.00
1393456849	313385AX4	FEDERAL HOME LOAN BANKS	01/22/2025	4.519	50,000,000.00	49,868,195.83	49,428,848.61	49,865,500.00
1447478261	313385AK2	FEDERAL HOME LOAN BANKS	01/10/2025	4.240	50,000,000.00	49,947,000.00	49,917,555.56	49,935,500.00
1377029577	313385AB2	FEDERAL HOME LOAN BANKS	01/02/2025	4.493	50,000,000.00	49,993,759.72	49,425,894.44	49,982,500.00
838488793	3130ARKC4	FEDERAL HOME LOAN BANKS	04/14/2025	2.840	25,000,000.00	25,000,000.00	25,000,000.00	24,888,000.00
874729125	3134GXZX5	FEDERAL HOME LOAN MORTGAGE CORP	06/27/2025	4.000	25,000,000.00	25,000,000.00	25,000,000.00	24,946,250.00
904121726	3134GXW42	FEDERAL HOME LOAN MORTGAGE CORP	09/15/2025	4.000	25,000,000.00	25,000,000.00	25,000,000.00	24,922,875.00
1105717474	3134H1DX8	FEDERAL HOME LOAN MORTGAGE CORP	03/25/2027	5.500	50,000,000.00	50,000,000.00	50,000,000.00	50,064,000.00
821809094	3134GW2S4	FEDERAL HOME LOAN MORTGAGE CORP	08/27/2030	1.200	25,000,000.00	25,000,000.00	25,000,000.00	20,781,500.00
1087607704	3134H1AU7	FEDERAL HOME LOAN MORTGAGE CORP	08/29/2028	5.300	50,000,000.00	50,000,000.00	50,000,000.00	50,039,500.00
821810557	3134GW4D5	FEDERAL HOME LOAN MORTGAGE CORP	10/28/2030	1.310	50,000,000.00	50,000,000.00	50,000,000.00	41,666,000.00
821809107	3134GWYY6	FEDERAL HOME LOAN MORTGAGE CORP	10/22/2030	1.260	25,000,000.00	24,995,846.20	24,992,500.00	20,780,500.00
886107584	3134GXG99	FEDERAL HOME LOAN MORTGAGE CORP	07/25/2025	3.650	25,000,000.00	25,000,000.00	25,000,000.00	24,909,000.00
821809206	3134GW6R2	FEDERAL HOME LOAN MORTGAGE CORP	11/05/2032	1.500	50,000,000.00	50,000,000.00	50,000,000.00	39,210,500.00
1183717788	3134H1PV9	FEDERAL HOME LOAN MORTGAGE CORP	01/22/2029	5.160	25,000,000.00	25,000,000.00	25,000,000.00	24,937,750.00
821809092	3134GWQS8	FEDERAL HOME LOAN MORTGAGE CORP	08/24/2029	1.150	25,000,000.00	25,000,000.00	25,000,000.00	21,462,250.00
821809021	3134GW3A2	FEDERAL HOME LOAN MORTGAGE CORP	09/09/2030	1.200	25,000,000.00	25,000,000.00	25,000,000.00	20,759,250.00
821810299	3134GWQ74	FEDERAL HOME LOAN MORTGAGE CORP	09/26/2030	1.330	50,000,000.00	50,000,000.00	50,000,000.00	41,780,000.00
821810327	3134GXFT6	FEDERAL HOME LOAN MORTGAGE CORP	12/16/2031	1.330	50,000,000.00	50,000,000.00	50,000,000.00	39,810,000.00
821810742	3134GWW51	FEDERAL HOME LOAN MORTGAGE CORP	10/08/2030	1.240	50,000,000.00	50,000,000.00	50,000,000.00	41,512,000.00
821809464	3134GXBM5	FEDERAL HOME LOAN MORTGAGE CORP	11/12/2025	0.600	31,739,000.00	31,739,000.00	31,739,000.00	30,748,743.20
1239587453	3134H1ZJ5	FEDERAL HOME LOAN MORTGAGE CORP	04/04/2029	5.360	50,000,000.00	50,000,000.00	50,000,000.00	49,876,000.00
821809548	3134GVRW0	FEDERAL HOME LOAN MORTGAGE CORP	05/27/2025	0.750	50,000,000.00	50,000,000.00	50,000,000.00	49,267,000.00
821810766	3134GWYY6	FEDERAL HOME LOAN MORTGAGE CORP	10/22/2030	1.260	50,000,000.00	49,991,292.46	49,985,000.00	41,561,000.00
1175785391	3134H1NS8	FEDERAL HOME LOAN MORTGAGE CORP	01/29/2029	5.150	50,000,000.00	50,000,000.00	50,000,000.00	49,885,500.00
821809559	3134GXCS1	FEDERAL HOME LOAN MORTGAGE CORP	11/25/2025	0.625	50,000,000.00	50,000,000.00	50,121,500.00	48,406,000.00

LOS ANGELES COUNTY TREASURER
TREASURER PORTFOLIO COMPARED TO MARKET VALUE
FOR THE PERIOD: DECEMBER 1, 2024 TO DECEMBER 31, 2024
FUND: POOLED SURPLUS INVESTMENTS
ATTACHMENT X

Security ID	CUSIP	Description	Final Maturity	Face Rate	PAR	Amortized Cost	Historical Cost	Market Value
1211002764	3134H1VJ9	FEDERAL HOME LOAN MORTGAGE CORP	03/06/2029	5.510	25,000,000.00	25,000,000.00	25,000,000.00	24,982,000.00
1400333398	3134HAWM1	FEDERAL HOME LOAN MORTGAGE CORP	11/14/2031	5.060	50,000,000.00	50,000,000.00	50,000,000.00	49,978,500.00
821810333	3134GXFS8	FEDERAL HOME LOAN MORTGAGE CORP	12/09/2031	1.330	50,000,000.00	50,000,000.00	50,000,000.00	39,834,500.00
1246450839	3134H1D42	FEDERAL HOME LOAN MORTGAGE CORP	04/23/2029	5.600	50,000,000.00	50,000,000.00	50,000,000.00	50,043,000.00
1252508128	3134H1J87	FEDERAL HOME LOAN MORTGAGE CORP	05/03/2029	5.450	25,000,000.00	25,000,000.00	25,000,000.00	25,050,000.00
821810415	3134GXEB6	FEDERAL HOME LOAN MORTGAGE CORP	11/23/2032	1.420	50,000,000.00	50,000,000.00	50,000,000.00	38,893,000.00
1247082996	3134H1G23	FEDERAL HOME LOAN MORTGAGE CORP	04/16/2029	5.700	25,000,000.00	25,000,000.00	25,000,000.00	25,011,000.00
821809643	3134GVSQ4	FEDERAL HOME LOAN MORTGAGE CORP	05/27/2025	0.770	50,000,000.00	50,000,000.00	50,000,000.00	49,271,000.00
1185074076	3134H1PT4	FEDERAL HOME LOAN MORTGAGE CORP	01/22/2029	5.150	25,000,000.00	25,000,000.00	25,000,000.00	25,001,250.00
821809598	3134GWD41	FEDERAL HOME LOAN MORTGAGE CORP	07/29/2027	1.000	50,000,000.00	50,000,000.00	50,000,000.00	45,877,500.00
1231484714	3134H1YL1	FEDERAL HOME LOAN MORTGAGE CORP	03/27/2028	5.280	50,000,000.00	50,000,000.00	50,000,000.00	49,932,500.00
821809114	3137EAE0	FEDERAL HOME LOAN MORTGAGE CORP	02/12/2025	1.500	25,000,000.00	24,999,556.99	24,980,750.00	24,915,500.00
821810804	3134GWUN4	FEDERAL HOME LOAN MORTGAGE CORP	09/30/2030	1.240	50,000,000.00	50,000,000.00	50,000,000.00	41,541,000.00
1259362962	3134H1P31	FEDERAL HOME LOAN MORTGAGE CORP	05/21/2029	5.770	50,000,000.00	50,000,000.00	50,000,000.00	50,147,500.00
821809030	3134GWRG3	FEDERAL HOME LOAN MORTGAGE CORP	09/03/2030	1.260	25,000,000.00	25,000,000.00	25,000,000.00	20,844,250.00
1311538955	3134H1SV1	FEDERAL HOME LOAN MORTGAGE CORP	07/13/2029	5.650	50,000,000.00	50,000,000.00	50,000,000.00	49,970,000.00
821810292	3134GXEK6	FEDERAL HOME LOAN MORTGAGE CORP	11/25/2031	1.320	50,000,000.00	50,000,000.00	50,000,000.00	39,854,500.00
1208388477	3134H1UR2	FEDERAL HOME LOAN MORTGAGE CORP	02/28/2029	5.500	25,000,000.00	25,000,000.00	25,000,000.00	24,950,000.00
821809639	3134GWSZ0	FEDERAL HOME LOAN MORTGAGE CORP	09/28/2028	1.000	50,000,000.00	50,000,000.00	50,000,000.00	43,950,000.00
821810580	3134GW4K9	FEDERAL HOME LOAN MORTGAGE CORP	10/28/2030	1.310	50,000,000.00	50,000,000.00	50,000,000.00	41,666,000.00
1182264645	3134H1P00	FEDERAL HOME LOAN MORTGAGE CORP	01/29/2029	5.125	25,000,000.00	25,000,000.00	25,000,000.00	24,939,750.00
821810750	3134GWUA2	FEDERAL HOME LOAN MORTGAGE CORP	09/30/2030	1.250	50,000,000.00	50,000,000.00	50,000,000.00	41,566,000.00
868541001	3134GXXS8	FEDERAL HOME LOAN MORTGAGE CORP	06/27/2025	3.250	25,000,000.00	25,000,000.00	25,000,000.00	24,862,250.00
821809211	3134GVG44	FEDERAL HOME LOAN MORTGAGE CORP	12/09/2025	0.500	50,000,000.00	50,000,000.00	50,000,000.00	48,235,500.00
821809090	3134GWJA5	FEDERAL HOME LOAN MORTGAGE CORP	02/12/2029	1.100	25,000,000.00	25,000,000.00	25,000,000.00	21,806,750.00
1211002691	3134H1VH3	FEDERAL HOME LOAN MORTGAGE CORP	03/06/2029	5.500	25,000,000.00	25,000,000.00	25,000,000.00	24,980,000.00
821810509	3134GWZ22	FEDERAL HOME LOAN MORTGAGE CORP	10/28/2030	1.300	50,000,000.00	50,000,000.00	50,000,000.00	41,640,500.00
821809553	3134GXCS1	FEDERAL HOME LOAN MORTGAGE CORP	11/25/2025	0.625	50,000,000.00	50,000,000.00	50,121,500.00	48,406,000.00
907051191	3134GXY32	FEDERAL HOME LOAN MORTGAGE CORP	09/19/2025	4.050	25,000,000.00	25,000,000.00	25,000,000.00	24,941,500.00
821810772	3134GWZ74	FEDERAL HOME LOAN MORTGAGE CORP	10/21/2030	1.270	50,000,000.00	50,000,000.00	50,000,000.00	41,589,500.00
878006740	3134GXZV9	FEDERAL HOME LOAN MORTGAGE CORP	06/27/2025	4.000	25,000,000.00	25,000,000.00	25,000,000.00	24,946,250.00
821810281	3134GXEC4	FEDERAL HOME LOAN MORTGAGE CORP	11/25/2031	1.320	50,000,000.00	50,000,000.00	50,000,000.00	39,854,500.00
821809635	3134GWSZ0	FEDERAL HOME LOAN MORTGAGE CORP	09/28/2028	1.000	50,000,000.00	50,000,000.00	50,000,000.00	43,950,000.00
821810703	3134GXKC7	FEDERAL HOME LOAN MORTGAGE CORP	01/06/2031	1.150	50,000,000.00	50,000,000.00	50,000,000.00	40,627,000.00
821809088	3134GVX78	FEDERAL HOME LOAN MORTGAGE CORP	06/28/2027	1.000	25,000,000.00	24,999,911.26	24,999,750.00	23,005,000.00
821810746	3134GWTM8	FEDERAL HOME LOAN MORTGAGE CORP	09/30/2030	1.250	50,000,000.00	50,000,000.00	50,000,000.00	41,566,000.00
821809605	3134GVQR2	FEDERAL HOME LOAN MORTGAGE CORP	05/04/2027	1.050	50,000,000.00	50,000,000.00	50,000,000.00	46,293,000.00
821809108	3134GWC79	FEDERAL HOME LOAN MORTGAGE CORP	09/17/2030	1.280	25,000,000.00	25,000,000.00	25,000,000.00	20,843,750.00
821810457	3134GXEQ3	FEDERAL HOME LOAN MORTGAGE CORP	11/26/2032	1.490	50,000,000.00	50,000,000.00	50,000,000.00	39,111,000.00
821809093	3134GWQA7	FEDERAL HOME LOAN MORTGAGE CORP	08/20/2029	1.100	25,000,000.00	25,000,000.00	25,000,000.00	21,418,500.00
1241572235	3134H1ZP1	FEDERAL HOME LOAN MORTGAGE CORP	04/04/2029	5.430	50,000,000.00	50,000,000.00	50,000,000.00	49,916,500.00
821810698	3134GVUQ9	FEDERAL HOME LOAN MORTGAGE CORP	05/27/2027	1.070	50,000,000.00	50,000,000.00	50,000,000.00	46,221,000.00
821810059	3134GXB55	FEDERAL HOME LOAN MORTGAGE CORP	11/12/2025	0.600	50,000,000.00	50,000,000.00	50,000,000.00	48,440,000.00
821809648	3134GWSX5	FEDERAL HOME LOAN MORTGAGE CORP	09/23/2030	1.250	50,000,000.00	50,000,000.00	50,000,000.00	41,591,000.00
821810414	3134GW6Y7	FEDERAL HOME LOAN MORTGAGE CORP	11/17/2031	1.410	50,000,000.00	50,000,000.00	50,000,000.00	40,143,500.00
1071596096	3134GYY63	FEDERAL HOME LOAN MORTGAGE CORP	07/26/2028	5.050	50,000,000.00	49,714,786.42	49,600,000.00	49,870,500.00
1403344801	3134HAW58	FEDERAL HOME LOAN MORTGAGE CORP	11/18/2031	5.200	50,000,000.00	50,000,000.00	50,000,000.00	49,968,500.00
904121725	3134GXW26	FEDERAL HOME LOAN MORTGAGE CORP	09/12/2025	4.000	25,000,000.00	25,000,000.00	25,000,000.00	24,939,500.00
821810076	3134GVVJ4	FEDERAL HOME LOAN MORTGAGE CORP	05/27/2025	0.730	50,000,000.00	50,000,000.00	50,000,000.00	49,263,000.00
821810771	3134GWZ66	FEDERAL HOME LOAN MORTGAGE CORP	10/22/2030	1.270	50,000,000.00	50,000,000.00	50,000,000.00	41,586,000.00
1290537029	3134H1Z97	FEDERAL HOME LOAN MORTGAGE CORP	06/27/2029	5.530	50,000,000.00	50,000,000.00	50,000,000.00	50,041,500.00
821809661	3134GVMU9	FEDERAL HOME LOAN MORTGAGE CORP	04/28/2026	1.000	50,000,000.00	50,000,000.00	50,000,000.00	47,836,500.00
821810756	3134GWXP6	FEDERAL HOME LOAN MORTGAGE CORP	10/15/2030	1.250	50,000,000.00	50,000,000.00	50,000,000.00	41,512,000.00
821809063	3134GWAJ5	FEDERAL HOME LOAN MORTGAGE CORP	07/22/2026	0.830	25,000,000.00	25,000,000.00	25,000,000.00	23,671,500.00
821809091	3134GWQY5	FEDERAL HOME LOAN MORTGAGE CORP	08/25/2028	1.070	25,000,000.00	25,000,000.00	25,000,000.00	22,104,500.00
821810517	3134GW3N4	FEDERAL HOME LOAN MORTGAGE CORP	10/28/2030	1.300	50,000,000.00	50,000,000.00	50,000,000.00	41,640,500.00
1389644050	3134HATJ2	FEDERAL HOME LOAN MORTGAGE CORP	11/06/2031	5.020	50,000,000.00	50,000,000.00	50,000,000.00	49,118,500.00
1196593160	3134H1RX3	FEDERAL HOME LOAN MORTGAGE CORP	02/21/2029	5.250	25,000,000.00	25,000,000.00	25,000,000.00	24,935,750.00
821810347	3134GXAT1	FEDERAL HOME LOAN MORTGAGE CORP	11/26/2030	1.360	50,000,000.00	50,000,000.00	50,000,000.00	41,649,000.00
1232433697	3134H1YP2	FEDERAL HOME LOAN MORTGAGE CORP	03/27/2028	5.250	50,000,000.00	50,000,000.00	50,000,000.00	49,919,500.00
821809026	3134GWD45	FEDERAL HOME LOAN MORTGAGE CORP	09/16/2030	1.250	25,000,000.00	25,000,000.00	25,000,000.00	20,808,500.00
821810063	3134GV2C1	FEDERAL HOME LOAN MORTGAGE CORP	06/23/2025	0.710	50,000,000.00	50,000,000.00	50,000,000.00	49,132,500.00
903285065	3134GXU44	FEDERAL HOME LOAN MORTGAGE CORP	09/07/2027	4.050	25,000,000.00	25,000,000.00	25,000,000.00	24,723,250.00
821809112	3134GWF68	FEDERAL HOME LOAN MORTGAGE CORP	09/17/2030	1.320	25,000,000.00	25,000,000.00	25,000,000.00	20,893,500.00
892077158	3134GXL77	FEDERAL HOME LOAN MORTGAGE CORP	07/28/2025	3.500	25,000,000.00	25,000,000.00	25,000,000.00	24,880,250.00
871902296	3134GXZV9	FEDERAL HOME LOAN MORTGAGE CORP	06/27/2025	4.000	25,000,000.00	25,000,000.00	25,000,000.00	24,946,250.00
821809631	3134GXCS1	FEDERAL HOME LOAN MORTGAGE CORP	11/25/2025	0.625	50,000,000.00	50,000,000.00	50,121,500.00	48,406,000.00
1175785390	3134H1NM1	FEDERAL HOME LOAN MORTGAGE CORP	01/29/2029	5.180	50,000,000.00	50,000,000.00	50,000,000.00	49,855,000.00
821810765	3134GWYT7	FEDERAL HOME LOAN MORTGAGE CORP	10/15/2030	1.260	50,000,000.00	50,000,000.00	50,000,000.00	41,537,000.00
1365011209	3134HALW1	FEDERAL HOME LOAN MORTGAGE CORP	09/17/2029	4.700	50,000,000.00	50,000,000.00	50,000,000.00	49,904,500.00
821809209	3134GXAK0	FEDERAL HOME LOAN MORTGAGE CORP	08/09/2032	1.500	50,000,000.00	50,000,000.00	50,000,000.00	39,544,500.00
821809543	3134GVRV2	FEDERAL HOME LOAN MORTGAGE CORP	05/27/2025	0.750	50,000,000.00	50,000,000.00	50,000,000.00	49,267,000.00
1201525602	3134H1SU8	FEDERAL HOME LOAN MORTGAGE CORP	02/28/2029	5.400	25,000,000.00	25,000,000.00	25,000,000.00	24,929,000.00
821809532	3134GV5B0	FEDERAL HOME LOAN MORTGAGE CORP	07/09/2025	0.730	50,000,000.00	50,000,000.00	50,000,000.00	49,069,000.00
899279676	3134GXS21	FEDERAL HOME LOAN MORTGAGE CORP	08/25/2025	3.800	25,000,000.00	25,000,000.00	25,000,000.00	24,911,750.00
821810541	3134GW4S2	FEDERAL HOME LOAN MORTGAGE CORP	10/28/2030	1.300	50,000,000.00	50,000,000.00	50,000,000.00	41,640,500.00
821809024	3134GWRH1	FEDERAL HOME LOAN MORTGAGE CORP	08/26/2030	1.250	25,000,000.00	25,000,000.00	25,000,000.00	20,844,750.00
821810360	3134GXKB9	FEDERAL HOME LOAN MORTGAGE CORP	01/06/2033	1.360	50,000,000.00	50,000,000.00	50,000,000.00	38,640,500.00
821809110	3134GW6Q4	FEDERAL HOME LOAN MORTGAGE CORP	11/12/2030	1.310	25,000,000.00	25,000,000.00	25,000,000.00	20,785,250.00
821809642	3134GWSX5	FEDERAL HOME LOAN MORTGAGE CORP	09/23/2030	1.250	50,000,000.00	50,000,000.00	50,000,000.00	41,591,000.00
1205059830	3134H1TM5	FEDERAL HOME LOAN MORTGAGE CORP	02/21/2029	5.500	25,000,000.00	25,000,000.00	25,000,000.00	24,958,500.00
1274219209	3134H1U92	FEDERAL HOME LOAN MORTGAGE CORP	05/25/2029	5.660	50,000,000.00	50,000,000.00	50,000,000.00	49,957,000.00
821809657	3134GVGM4	FEDERAL HOME LOAN MORTGAGE CORP	03/17/2026	1.000	50,000,000.00	50,000,000.00	50,000,000.00	48,015,000.00
906927716	3134GXQ80	FEDERAL HOME LOAN MORTGAGE CORP	08/29/2025	3.750	25,000,000.00	25,000,000.00	25,000,000.00	24,902,250.00
821810506	3134GWZN9	FEDERAL HOME LOAN MORTGAGE CORP	10/28/2030	1.300	50,00			

LOS ANGELES COUNTY TREASURER
TREASURER PORTFOLIO COMPARED TO MARKET VALUE
FOR THE PERIOD: DECEMBER 1, 2024 TO DECEMBER 31, 2024
FUND: POOLED SURPLUS INVESTMENTS
ATTACHMENT X

Security ID	CUSIP	Description	Final Maturity	Face Rate	PAR	Amortized Cost	Historical Cost	Market Value
907051190	3134GXY40	FEDERAL HOME LOAN MORTGAGE CORP	09/19/2025	4.100	25,000,000.00	25,000,000.00	25,000,000.00	24,950,250.00
821809653	3134GWDMS	FEDERAL HOME LOAN MORTGAGE CORP	07/29/2027	0.830	50,000,000.00	50,000,000.00	50,000,000.00	45,679,500.00
1323520214	3134HABX0	FEDERAL HOME LOAN MORTGAGE CORP	07/25/2029	5.310	25,000,000.00	25,000,000.00	25,000,000.00	24,925,250.00
821810448	3134GXEN0	FEDERAL HOME LOAN MORTGAGE CORP	11/23/2032	1.420	50,000,000.00	50,000,000.00	50,000,000.00	38,893,000.00
1365839306	3134HAMB6	FEDERAL HOME LOAN MORTGAGE CORP	09/17/2029	4.700	50,000,000.00	50,000,000.00	50,000,000.00	49,904,500.00
1185927296	3134H1QC0	FEDERAL HOME LOAN MORTGAGE CORP	01/29/2029	5.200	50,000,000.00	50,000,000.00	50,000,000.00	49,858,000.00
821809552	3134GVZ50	FEDERAL HOME LOAN MORTGAGE CORP	12/26/2025	0.750	50,000,000.00	50,000,000.00	50,000,000.00	48,277,500.00
821809212	3134GXAQ7	FEDERAL HOME LOAN MORTGAGE CORP	11/23/2032	1.500	50,000,000.00	50,000,000.00	50,000,000.00	39,153,000.00
821810368	3134GXFD1	FEDERAL HOME LOAN MORTGAGE CORP	12/02/2031	1.400	50,000,000.00	50,000,000.00	50,000,000.00	40,063,000.00
1279253261	3134H1W58	FEDERAL HOME LOAN MORTGAGE CORP	06/14/2029	5.740	25,000,000.00	25,000,000.00	25,000,000.00	25,001,750.00
821810803	3134GXEZ3	FEDERAL HOME LOAN MORTGAGE CORP	12/09/2030	1.220	50,000,000.00	50,000,000.00	50,000,000.00	41,244,000.00
821808975	3134GW6M3	FEDERAL HOME LOAN MORTGAGE CORP	11/04/2032	1.500	50,000,000.00	50,000,000.00	50,000,000.00	39,213,500.00
821809089	3134GVS58	FEDERAL HOME LOAN MORTGAGE CORP	06/23/2027	1.000	25,000,000.00	25,000,000.00	25,000,000.00	23,014,750.00
821809649	3134GVSP4	FEDERAL HOME LOAN MORTGAGE CORP	05/27/2025	0.770	50,000,000.00	50,000,000.00	50,000,000.00	49,271,000.00
821810465	3134GWZH2	FEDERAL HOME LOAN MORTGAGE CORP	10/28/2030	1.300	50,000,000.00	50,000,000.00	50,000,000.00	41,640,500.00
1213323977	3134H1VS9	FEDERAL HOME LOAN MORTGAGE CORP	03/12/2029	5.520	25,000,000.00	25,000,000.00	25,000,000.00	24,974,500.00
821810760	3134GWXQ4	FEDERAL HOME LOAN MORTGAGE CORP	10/22/2030	1.250	50,000,000.00	50,000,000.00	50,000,000.00	41,535,500.00
1384304635	313397AK7	FEDERAL HOME LOAN MORTGAGE CORP	01/10/2025	4.540	25,000,000.00	24,971,625.00	24,709,944.44	24,967,750.00
1383459827	313397AQ4	FEDERAL HOME LOAN MORTGAGE CORP	01/15/2025	4.500	50,000,000.00	49,912,500.00	49,393,750.00	49,906,500.00
1382826474	313397AS0	FEDERAL HOME LOAN MORTGAGE CORP	01/17/2025	4.530	50,000,000.00	49,899,333.33	49,364,541.67	49,895,000.00
1397753143	313397AQ4	FEDERAL HOME LOAN MORTGAGE CORP	01/15/2025	4.490	50,000,000.00	49,912,694.44	49,507,347.22	49,906,500.00
1386753183	313397AS0	FEDERAL HOME LOAN MORTGAGE CORP	01/17/2025	4.490	50,000,000.00	49,900,222.22	49,413,805.56	49,895,000.00
1381175152	313397AH4	FEDERAL HOME LOAN MORTGAGE CORP	01/08/2025	4.510	50,000,000.00	49,956,152.78	49,398,666.67	49,947,500.00
1386753185	313397AS0	FEDERAL HOME LOAN MORTGAGE CORP	01/17/2025	4.490	50,000,000.00	49,900,222.22	49,413,805.56	49,895,000.00
1394331776	313397AG6	FEDERAL HOME LOAN MORTGAGE CORP	01/07/2025	4.510	50,000,000.00	49,962,416.67	49,523,944.44	49,953,000.00
1381175156	313397AH4	FEDERAL HOME LOAN MORTGAGE CORP	01/08/2025	4.510	50,000,000.00	49,956,152.78	49,423,722.22	49,947,500.00
1393456848	313397AS0	FEDERAL HOME LOAN MORTGAGE CORP	01/17/2025	4.485	50,000,000.00	49,900,333.33	49,458,062.50	49,895,000.00
1404939619	313397AS0	FEDERAL HOME LOAN MORTGAGE CORP	01/17/2025	4.390	29,732,000.00	29,673,989.56	29,463,701.74	29,669,562.80
1384934156	313397AP6	FEDERAL HOME LOAN MORTGAGE CORP	01/14/2025	4.490	50,000,000.00	49,918,930.55	49,407,569.44	49,912,500.00
1397753144	313397AQ4	FEDERAL HOME LOAN MORTGAGE CORP	01/15/2025	4.490	50,000,000.00	49,912,694.44	49,507,347.22	49,906,500.00
1382826475	313397AS0	FEDERAL HOME LOAN MORTGAGE CORP	01/17/2025	4.530	50,000,000.00	49,899,333.33	49,364,541.67	49,895,000.00
1383459826	313397AQ4	FEDERAL HOME LOAN MORTGAGE CORP	01/15/2025	4.500	50,000,000.00	49,912,500.00	49,393,750.00	49,906,500.00
1404939615	313397AS0	FEDERAL HOME LOAN MORTGAGE CORP	01/17/2025	4.390	50,000,000.00	49,902,444.45	49,548,805.56	49,895,000.00
1381175153	313397AH4	FEDERAL HOME LOAN MORTGAGE CORP	01/08/2025	4.510	50,000,000.00	49,956,152.78	49,423,722.22	49,947,500.00
1384934164	313397AP6	FEDERAL HOME LOAN MORTGAGE CORP	01/14/2025	4.490	50,000,000.00	49,918,930.55	49,407,569.44	49,912,500.00
1393456860	313397AS0	FEDERAL HOME LOAN MORTGAGE CORP	01/17/2025	4.485	50,000,000.00	49,900,333.33	49,458,062.50	49,895,000.00
1384304638	313397AK7	FEDERAL HOME LOAN MORTGAGE CORP	01/10/2025	4.540	50,000,000.00	49,943,250.00	49,419,888.89	49,935,500.00
1289662538	3135GATT8	FEDERAL NATIONAL MORTGAGE ASSOCIATION	06/27/2029	5.630	50,000,000.00	50,000,000.00	50,000,000.00	49,971,000.00
821809122	3136G4ZS1	FEDERAL NATIONAL MORTGAGE ASSOCIATION	09/11/2030	1.120	25,000,000.00	25,000,000.00	25,000,000.00	20,656,500.00
1279253259	3135GATG6	FEDERAL NATIONAL MORTGAGE ASSOCIATION	06/06/2029	5.730	25,000,000.00	25,000,000.00	25,000,000.00	25,018,500.00
821809178	3135GA2D2	FEDERAL NATIONAL MORTGAGE ASSOCIATION	10/28/2030	1.260	50,000,000.00	50,000,000.00	50,000,000.00	41,539,500.00
1445671811	3136GA4X4	FEDERAL NATIONAL MORTGAGE ASSOCIATION	12/31/2031	5.235	50,000,000.00	50,000,000.00	50,000,000.00	49,975,000.00
1444894283	3136GA4Q9	FEDERAL NATIONAL MORTGAGE ASSOCIATION	12/26/2031	5.200	50,000,000.00	50,000,000.00	50,000,000.00	50,022,000.00
1392036424	3135GAXD8	FEDERAL NATIONAL MORTGAGE ASSOCIATION	11/07/2031	4.860	50,000,000.00	50,000,000.00	50,000,000.00	49,015,500.00
821809223	3136GAR88	FEDERAL NATIONAL MORTGAGE ASSOCIATION	08/26/2030	1.180	50,000,000.00	50,000,000.00	50,000,000.00	41,517,000.00
821809163	3136G45T6	FEDERAL NATIONAL MORTGAGE ASSOCIATION	10/28/2030	1.200	50,000,000.00	50,000,000.00	50,000,000.00	41,388,000.00
1365011688	3135GAV73	FEDERAL NATIONAL MORTGAGE ASSOCIATION	09/26/2029	4.680	50,000,000.00	50,000,000.00	50,000,000.00	49,904,500.00
821809120	3136G4E33	FEDERAL NATIONAL MORTGAGE ASSOCIATION	07/30/2027	0.875	25,000,000.00	25,000,000.00	25,000,000.00	22,864,500.00
821809660	3135G05Q2	FEDERAL NATIONAL MORTGAGE ASSOCIATION	08/05/2030	0.875	50,000,000.00	49,635,397.94	49,361,500.00	41,334,500.00
821809604	3135G05Q2	FEDERAL NATIONAL MORTGAGE ASSOCIATION	08/05/2030	0.875	50,000,000.00	49,377,295.73	48,940,000.00	41,334,500.00
1235387986	3135GAQQ7	FEDERAL NATIONAL MORTGAGE ASSOCIATION	04/09/2029	5.480	50,000,000.00	50,000,000.00	50,000,000.00	49,999,000.00
821809077	3135GACP4	FEDERAL NATIONAL MORTGAGE ASSOCIATION	01/27/2033	1.610	50,000,000.00	50,000,000.00	50,000,000.00	39,313,500.00
1445671809	3136GA4U0	FEDERAL NATIONAL MORTGAGE ASSOCIATION	12/30/2031	5.230	50,000,000.00	50,000,000.00	50,000,000.00	50,022,500.00
821809176	3135GA6X4	FEDERAL NATIONAL MORTGAGE ASSOCIATION	12/09/2030	1.240	50,000,000.00	50,000,000.00	50,000,000.00	41,295,500.00
1444894281	3136GA4P1	FEDERAL NATIONAL MORTGAGE ASSOCIATION	12/30/2031	5.350	50,000,000.00	50,000,000.00	50,000,000.00	50,006,000.00
821809182	3135GAC41	FEDERAL NATIONAL MORTGAGE ASSOCIATION	12/10/2030	1.330	50,000,000.00	50,000,000.00	50,000,000.00	41,523,000.00
1397758860	3135GAY47	FEDERAL NATIONAL MORTGAGE ASSOCIATION	11/13/2031	5.000	50,000,000.00	50,000,000.00	50,000,000.00	49,758,500.00
1275657029	3135GAT92	FEDERAL NATIONAL MORTGAGE ASSOCIATION	05/25/2029	5.700	50,000,000.00	50,000,000.00	50,000,000.00	49,972,000.00
821809602	3135G05Q2	FEDERAL NATIONAL MORTGAGE ASSOCIATION	08/05/2030	0.875	50,000,000.00	49,472,194.92	49,085,000.00	41,334,500.00
1202172677	3135GAP54	FEDERAL NATIONAL MORTGAGE ASSOCIATION	02/14/2029	5.460	25,000,000.00	25,000,000.00	25,000,000.00	24,955,250.00
821809656	3135GACK5	FEDERAL NATIONAL MORTGAGE ASSOCIATION	01/27/2032	1.310	50,000,000.00	50,000,000.00	50,000,000.00	39,808,000.00
1430048865	3136GA2Q1	FEDERAL NATIONAL MORTGAGE ASSOCIATION	12/10/2031	5.200	50,000,000.00	50,000,000.00	50,000,000.00	49,567,500.00
821809503	3135GAAK7	FEDERAL NATIONAL MORTGAGE ASSOCIATION	12/17/2030	1.300	25,000,000.00	24,992,552.04	24,987,500.00	20,710,750.00
821809180	3135GA4C2	FEDERAL NATIONAL MORTGAGE ASSOCIATION	11/18/2030	1.320	50,000,000.00	50,000,000.00	50,000,000.00	41,975,000.00
1430932217	3136GA2V0	FEDERAL NATIONAL MORTGAGE ASSOCIATION	12/10/2031	5.150	50,000,000.00	50,000,000.00	50,000,000.00	49,935,000.00
1242656309	3135GAR37	FEDERAL NATIONAL MORTGAGE ASSOCIATION	04/16/2029	5.520	50,000,000.00	50,000,000.00	50,000,000.00	49,925,500.00
821809172	3135GA3T6	FEDERAL NATIONAL MORTGAGE ASSOCIATION	11/25/2030	1.240	50,000,000.00	50,000,000.00	50,000,000.00	41,346,000.00
1182264647	3135GAM73	FEDERAL NATIONAL MORTGAGE ASSOCIATION	01/17/2029	5.125	25,000,000.00	25,000,000.00	25,000,000.00	24,933,250.00
1251220781	3135GARM5	FEDERAL NATIONAL MORTGAGE ASSOCIATION	04/24/2029	5.750	25,000,000.00	25,000,000.00	25,000,000.00	25,046,500.00
1189533957	3135GAMR9	FEDERAL NATIONAL MORTGAGE ASSOCIATION	01/30/2029	5.200	25,000,000.00	25,000,000.00	25,000,000.00	24,943,250.00
1215301249	3135GAPZ8	FEDERAL NATIONAL MORTGAGE ASSOCIATION	03/06/2028	5.400	25,000,000.00	25,000,000.00	25,000,000.00	25,005,500.00
1214367400	3135GAPU9	FEDERAL NATIONAL MORTGAGE ASSOCIATION	03/04/2027	5.300	25,000,000.00	25,000,000.00	25,000,000.00	25,019,000.00
1447492254	3136GA4Y2	FEDERAL NATIONAL MORTGAGE ASSOCIATION	12/30/2031	5.270	50,000,000.00	50,000,000.00	50,000,000.00	50,000,000.00
821809185	3136G47J6	FEDERAL NATIONAL MORTGAGE ASSOCIATION	10/28/2032	1.450	50,000,000.00	50,000,000.00	50,000,000.00	39,071,500.00
1426915197	3136GA2G3	FEDERAL NATIONAL MORTGAGE ASSOCIATION	12/12/2031	5.200	50,000,000.00	50,000,000.00	50,000,000.00	49,943,500.00
1419309041	3135GAZZ7	FEDERAL NATIONAL MORTGAGE ASSOCIATION	12/04/2031	5.240	50,000,000.00	50,000,000.00	50,000,000.00	49,557,000.00
821809217	3135GAAF8	FEDERAL NATIONAL MORTGAGE ASSOCIATION	12/08/2028	0.950	50,000,000.00	50,000,000.00	50,000,000.00	43,583,500.00
821809183	3135GACG4	FEDERAL NATIONAL MORTGAGE ASSOCIATION	01/20/2033	1.360	50,000,000.00	50,000,000.00	50,000,000.00	38,594,000.00
1381190716	3135GAW72	FEDERAL NATIONAL MORTGAGE ASSOCIATION	10/08/2031	4.640	50,000,000.00	50,000,000.00	50,000,000.00	48,925,000.00
1200783200	3135GANW7	FEDERAL NATIONAL MORTGAGE ASSOCIATION	02/20/2029	5.280	25,000,000.00	25,000,000.00	25,000,000.00	24,920,000.00
821809189	3135GA4B4	FEDERAL NATIONAL MORTGAGE ASSOCIATION	11/23/2032	1.500	50,000,000.00	50,000,000.00	50,000,000.00	39,153,000.00
1235387988	3135GAQQ7	FEDERAL NATIONAL MORTGAGE ASSOCIATION	04/09/2029	5.480	50,000,000.00	50,000,000.00	50,000,000.00	49,999,000.00
821809652	3135GACK5	FEDERAL NATIONAL MORTGAGE ASSOCIATION	01/27/2032	1.310	50,000,000.00	50,000,000.00	50,000,000.00	39,808,000.00
821809075	3136G42K8	FEDERAL NATIONAL MORTGAGE ASSOCIATION	08/27/2032	1.220	49,250,000.00	48,851,327.17	48,634,375.00	37,964,362.50
821809118	3135G05Q2	FEDERAL NATIONAL MORTGAGE ASSOCIATION	08/05/2030	0.875	25,000,000.00	24,6		

LOS ANGELES COUNTY TREASURER
TREASURER PORTFOLIO COMPARED TO MARKET VALUE
FOR THE PERIOD: DECEMBER 1, 2024 TO DECEMBER 31, 2024
FUND: POOLED SURPLUS INVESTMENTS
ATTACHMENT X

Security ID	CUSIP	Description	Final Maturity	Face Rate	PAR	Amortized Cost	Historical Cost	Market Value
821809187	3135GA2E0	FEDERAL NATIONAL MORTGAGE ASSOCIATION	11/17/2032	1.460	50,000,000.00	50,000,000.00	50,000,000.00	39,042,500.00
1249639093	3135GARL7	FEDERAL NATIONAL MORTGAGE ASSOCIATION	04/23/2029	5.750	25,000,000.00	25,000,000.00	25,000,000.00	25,048,250.00
821809179	3135GA6Z9	FEDERAL NATIONAL MORTGAGE ASSOCIATION	12/09/2030	1.330	50,000,000.00	50,000,000.00	50,000,000.00	41,526,500.00
1445671810	3136GA4V8	FEDERAL NATIONAL MORTGAGE ASSOCIATION	12/31/2031	5.230	50,000,000.00	50,000,000.00	50,000,000.00	49,975,000.00
821809222	3135GAAE1	FEDERAL NATIONAL MORTGAGE ASSOCIATION	12/08/2028	1.000	50,000,000.00	50,000,000.00	50,000,000.00	43,863,000.00
1273253734	3135GASZ5	FEDERAL NATIONAL MORTGAGE ASSOCIATION	05/25/2029	5.650	50,000,000.00	50,000,000.00	50,000,000.00	49,953,000.00
1444894284	3136GA4R7	FEDERAL NATIONAL MORTGAGE ASSOCIATION	12/30/2031	5.350	50,000,000.00	50,000,000.00	50,000,000.00	50,006,500.00
1247082997	3135GARF0	FEDERAL NATIONAL MORTGAGE ASSOCIATION	04/16/2029	5.700	25,000,000.00	25,000,000.00	25,000,000.00	25,011,000.00
1389644048	3135GAX63	FEDERAL NATIONAL MORTGAGE ASSOCIATION	11/04/2031	4.810	50,000,000.00	50,000,000.00	50,000,000.00	49,626,000.00
1411476761	3135GAYU9	FEDERAL NATIONAL MORTGAGE ASSOCIATION	11/25/2030	5.125	50,000,000.00	50,000,000.00	50,000,000.00	49,854,000.00
821809177	3135GA2V2	FEDERAL NATIONAL MORTGAGE ASSOCIATION	11/18/2030	1.270	50,000,000.00	50,000,000.00	50,000,000.00	41,447,500.00
1418733003	3135GAZV6	FEDERAL NATIONAL MORTGAGE ASSOCIATION	12/04/2031	5.230	50,000,000.00	50,000,000.00	50,000,000.00	49,556,500.00
1399647648	3135GAY70	FEDERAL NATIONAL MORTGAGE ASSOCIATION	11/14/2031	5.050	50,000,000.00	50,000,000.00	50,000,000.00	49,777,500.00
1444894282	3136GA4T3	FEDERAL NATIONAL MORTGAGE ASSOCIATION	12/26/2031	5.270	50,000,000.00	50,000,000.00	50,000,000.00	50,020,000.00
821809162	3136G43U5	FEDERAL NATIONAL MORTGAGE ASSOCIATION	09/27/2030	1.200	50,000,000.00	50,000,000.00	50,000,000.00	41,452,000.00
821809190	3135GA4A6	FEDERAL NATIONAL MORTGAGE ASSOCIATION	11/16/2032	1.500	50,000,000.00	50,000,000.00	50,000,000.00	39,175,500.00
821809218	3136G4YY3	FEDERAL NATIONAL MORTGAGE ASSOCIATION	07/15/2027	0.950	50,000,000.00	50,000,000.00	50,000,000.00	45,883,000.00
821809502	3136G4U68	FEDERAL NATIONAL MORTGAGE ASSOCIATION	08/27/2030	1.250	25,000,000.00	25,000,000.00	25,000,000.00	20,843,000.00
1252508129	3135GARS2	FEDERAL NATIONAL MORTGAGE ASSOCIATION	05/03/2029	5.450	25,000,000.00	25,000,000.00	25,000,000.00	25,050,000.00
1274896798	3135GAT35	FEDERAL NATIONAL MORTGAGE ASSOCIATION	05/29/2029	5.670	50,000,000.00	50,000,000.00	50,000,000.00	49,961,000.00
821809168	3136G42K8	FEDERAL NATIONAL MORTGAGE ASSOCIATION	08/27/2032	1.220	50,000,000.00	49,595,537.13	49,375,000.00	38,542,500.00
1408783128	3135GAYS4	FEDERAL NATIONAL MORTGAGE ASSOCIATION	11/20/2031	5.200	50,000,000.00	50,000,000.00	50,000,000.00	49,959,500.00
1195429417	3135GANB3	FEDERAL NATIONAL MORTGAGE ASSOCIATION	02/14/2029	5.250	25,000,000.00	25,000,000.00	25,000,000.00	25,782,250.00
821809181	3135GA8A4	FEDERAL NATIONAL MORTGAGE ASSOCIATION	12/16/2031	1.350	50,000,000.00	50,000,000.00	50,000,000.00	39,869,000.00
1389644052	3135GAX71	FEDERAL NATIONAL MORTGAGE ASSOCIATION	11/05/2031	5.025	50,000,000.00	50,000,000.00	50,000,000.00	49,123,500.00
1412349749	3135GAYY1	FEDERAL NATIONAL MORTGAGE ASSOCIATION	11/25/2031	5.220	50,000,000.00	50,000,000.00	50,000,000.00	49,814,000.00
821810668	3135G05C3	FEDERAL NATIONAL MORTGAGE ASSOCIATION	06/30/2025	0.750	21,000,000.00	21,000,000.00	21,000,000.00	20,634,180.00
1345839486	3135GAUE9	FEDERAL NATIONAL MORTGAGE ASSOCIATION	08/27/2030	5.117	50,000,000.00	50,000,000.00	50,000,000.00	49,919,300.00
1436788785	3136GA3P2	FEDERAL NATIONAL MORTGAGE ASSOCIATION	12/30/2031	5.200	50,000,000.00	50,000,000.00	50,000,000.00	49,939,500.00
1414283361	3135GAZ95	FEDERAL NATIONAL MORTGAGE ASSOCIATION	11/25/2031	5.140	50,000,000.00	50,000,000.00	50,000,000.00	49,823,500.00
1195429415	3135GANA5	FEDERAL NATIONAL MORTGAGE ASSOCIATION	02/14/2029	5.250	25,000,000.00	25,000,000.00	25,000,000.00	24,944,250.00
821809186	3136G47K3	FEDERAL NATIONAL MORTGAGE ASSOCIATION	10/28/2031	1.365	50,000,000.00	50,000,000.00	50,000,000.00	40,359,500.00
1201526194	3135GANX5	FEDERAL NATIONAL MORTGAGE ASSOCIATION	02/26/2029	5.400	25,000,000.00	25,000,000.00	25,000,000.00	24,931,750.00
1253218388	3135GARW3	FEDERAL NATIONAL MORTGAGE ASSOCIATION	05/10/2029	5.480	50,000,000.00	50,000,000.00	50,000,000.00	50,154,500.00
1182264649	3135GAM24	FEDERAL NATIONAL MORTGAGE ASSOCIATION	01/10/2029	5.030	50,000,000.00	50,000,000.00	50,000,000.00	49,880,500.00
821809184	3135GA6T3	FEDERAL NATIONAL MORTGAGE ASSOCIATION	12/16/2031	1.360	50,000,000.00	50,000,000.00	50,000,000.00	39,898,000.00
821809500	3136G4R88	FEDERAL NATIONAL MORTGAGE ASSOCIATION	08/26/2030	1.180	25,000,000.00	25,000,000.00	25,000,000.00	20,758,500.00
821809597	3135G05Q2	FEDERAL NATIONAL MORTGAGE ASSOCIATION	08/05/2030	0.875	50,000,000.00	49,457,062.16	49,058,500.00	41,334,500.00
821809175	3136G43V3	FEDERAL NATIONAL MORTGAGE ASSOCIATION	09/27/2030	1.250	50,000,000.00	50,000,000.00	50,000,000.00	41,576,500.00
1178100559	3135GALV1	FEDERAL NATIONAL MORTGAGE ASSOCIATION	01/29/2029	5.080	50,000,000.00	50,000,000.00	50,000,000.00	49,865,000.00
1426915200	3136GA2F5	FEDERAL NATIONAL MORTGAGE ASSOCIATION	12/11/2031	5.200	50,000,000.00	50,000,000.00	50,000,000.00	49,949,000.00
1394336004	3135GAXQ9	FEDERAL NATIONAL MORTGAGE ASSOCIATION	11/12/2031	5.000	50,000,000.00	50,000,000.00	50,000,000.00	49,750,500.00
1413032062	3135GAZ53	FEDERAL NATIONAL MORTGAGE ASSOCIATION	11/25/2031	5.220	50,000,000.00	50,000,000.00	50,000,000.00	49,822,000.00
1257862196	3135GAS93	FEDERAL NATIONAL MORTGAGE ASSOCIATION	05/08/2029	5.770	50,000,000.00	50,000,000.00	50,000,000.00	50,113,000.00
821809188	3135GA2C4	FEDERAL NATIONAL MORTGAGE ASSOCIATION	11/18/2032	1.450	50,000,000.00	50,000,000.00	50,000,000.00	39,006,500.00
1194585799	3135GAN31	FEDERAL NATIONAL MORTGAGE ASSOCIATION	02/14/2029	5.200	25,000,000.00	25,000,000.00	25,000,000.00	24,938,750.00
821809227	3135GASZ0	FEDERAL NATIONAL MORTGAGE ASSOCIATION	12/08/2032	1.515	50,000,000.00	50,000,000.00	50,000,000.00	39,239,500.00
821809214	3136G4YQ0	FEDERAL NATIONAL MORTGAGE ASSOCIATION	07/09/2025	0.710	50,000,000.00	50,000,000.00	50,000,000.00	49,069,000.00
1178734137	3135GALX7	FEDERAL NATIONAL MORTGAGE ASSOCIATION	01/29/2029	5.100	50,000,000.00	50,000,000.00	50,000,000.00	49,871,000.00
1345259372	3135GAUC3	FEDERAL NATIONAL MORTGAGE ASSOCIATION	08/27/2029	5.100	50,000,000.00	50,000,000.00	50,000,000.00	49,794,500.00
1436788386	313589CL5	FEDERAL NATIONAL MORTGAGE ASSOCIATION	02/28/2025	4.235	50,000,000.00	49,658,847.22	49,547,090.28	49,648,000.00
1416240367	313589AC7	FEDERAL NATIONAL MORTGAGE ASSOCIATION	01/03/2025	4.440	50,000,000.00	49,987,666.67	49,716,333.33	49,976,500.00
1411469729	313589AC7	FEDERAL NATIONAL MORTGAGE ASSOCIATION	01/03/2025	4.440	49,987,666.67	49,987,666.67	49,679,333.33	49,976,500.00
1445666975	313589CL5	FEDERAL NATIONAL MORTGAGE ASSOCIATION	02/28/2025	4.205	50,000,000.00	49,661,263.89	49,632,062.50	49,648,000.00
1429008945	313589CJ0	FEDERAL NATIONAL MORTGAGE ASSOCIATION	02/26/2025	4.330	50,000,000.00	49,663,222.22	49,488,819.44	49,659,500.00
1416240362	313589AC7	FEDERAL NATIONAL MORTGAGE ASSOCIATION	01/03/2025	4.440	50,000,000.00	49,987,666.67	49,716,333.33	49,976,500.00
1399641494	313589AC7	FEDERAL NATIONAL MORTGAGE ASSOCIATION	01/03/2025	4.510	50,000,000.00	49,987,472.22	49,586,583.33	49,976,500.00
1436788379	313589CL5	FEDERAL NATIONAL MORTGAGE ASSOCIATION	02/28/2025	4.235	50,000,000.00	49,658,847.22	49,547,090.28	49,648,000.00
1412372615	313589AZ6	FEDERAL NATIONAL MORTGAGE ASSOCIATION	01/24/2025	4.390	50,000,000.00	49,859,763.89	49,561,000.00	49,854,000.00
1412372611	313589AZ6	FEDERAL NATIONAL MORTGAGE ASSOCIATION	01/24/2025	4.390	50,000,000.00	49,859,763.89	49,561,000.00	49,854,000.00
1399641498	313589AC7	FEDERAL NATIONAL MORTGAGE ASSOCIATION	01/03/2025	4.510	50,000,000.00	49,987,472.22	49,586,583.33	49,976,500.00
1411469730	313589AC7	FEDERAL NATIONAL MORTGAGE ASSOCIATION	01/03/2025	4.440	50,000,000.00	49,987,666.67	49,679,333.33	49,976,500.00
1392036425	313589AC7	FEDERAL NATIONAL MORTGAGE ASSOCIATION	01/03/2025	4.510	50,000,000.00	49,987,472.22	49,542,736.11	49,976,500.00
1429008955	313589CJ0	FEDERAL NATIONAL MORTGAGE ASSOCIATION	02/26/2025	4.330	50,000,000.00	49,663,222.22	49,488,819.44	49,659,500.00
1392036427	313589AC7	FEDERAL NATIONAL MORTGAGE ASSOCIATION	01/03/2025	4.510	50,000,000.00	49,987,472.22	49,542,736.11	49,976,500.00
1412372620	313589AS2	FEDERAL NATIONAL MORTGAGE ASSOCIATION	01/17/2025	4.400	50,000,000.00	49,902,222.22	49,602,777.78	49,895,000.00
1412372614	313589AZ6	FEDERAL NATIONAL MORTGAGE ASSOCIATION	01/24/2025	4.390	50,000,000.00	49,859,763.89	49,561,000.00	49,854,000.00
1412372616	313589AZ6	FEDERAL NATIONAL MORTGAGE ASSOCIATION	01/24/2025	4.390	50,000,000.00	49,859,763.89	49,561,000.00	49,854,000.00
1445666976	313589CL5	FEDERAL NATIONAL MORTGAGE ASSOCIATION	02/28/2025	4.205	50,000,000.00	49,661,263.89	49,632,062.50	49,648,000.00
1407636657	313589AF0	FEDERAL NATIONAL MORTGAGE ASSOCIATION	01/06/2025	4.450	50,000,000.00	49,969,097.22	49,629,166.67	49,959,000.00
1412372610	313589AS2	FEDERAL NATIONAL MORTGAGE ASSOCIATION	01/17/2025	4.400	50,000,000.00	49,902,222.22	49,602,777.78	49,895,000.00
1407636642	313589AF0	FEDERAL NATIONAL MORTGAGE ASSOCIATION	01/06/2025	4.450	50,000,000.00	49,969,097.22	49,629,166.67	49,959,000.00
AGENCIES TOTAL					30,547,463,444.44	30,503,191,665.78	30,452,453,334.26	28,704,426,310.38
1381175158	05252WWC3	ANZ GROUP HOLDINGS LIMITED	03/05/2025	4.460	50,000,000.00	50,000,000.00	50,000,000.00	50,008,000.00
1397758859	05252WWM1	ANZ GROUP HOLDINGS LIMITED	03/21/2025	4.460	50,000,000.00	50,000,000.00	50,000,000.00	49,999,500.00
1397758858	05252WWM1	ANZ GROUP HOLDINGS LIMITED	03/21/2025	4.460	50,000,000.00	50,000,000.00	50,000,000.00	49,999,500.00
1366639773	06367DM28	BANK OF MONTREAL - CHICAGO BRANCH	03/18/2025	4.530	50,000,000.00	50,000,000.00	50,000,000.00	49,997,500.00
1417167912	06367DMW2	BANK OF MONTREAL - CHICAGO BRANCH	05/20/2025	4.570	50,000,000.00	50,000,000.00	50,000,000.00	50,020,000.00
1338689049	06367DLK9	BANK OF MONTREAL - CHICAGO BRANCH	02/14/2025	4.980	50,000,000.00	50,000,000.00	50,000,000.00	50,028,000.00
1366639778	06367DM28	BANK OF MONTREAL - CHICAGO BRANCH	03/18/2025	4.530	50,000,000.00	50,000,000.00	50,000,000.00	49,997,500.00
1251220777	06418NBA9	BANK OF NOVA SCOTIA, HOUSTON BRANCH	01/17/2025	5.450	50,000,000.00	50,000,000.00	50,000,000.00	50,022,500.00
1346645015	13606KGW1	CANADIAN IMPERIAL BANK OF COMMERCE (NEW YORK)	02/26/2025	4.870	50,000,000.00	50,000,000.00	50,000,000.00	50,025,500.00
1346645016	13606KGW1	CANADIAN IMPERIAL BANK OF COMMERCE (NEW YORK)	02/26/2025	4.870	50,000,000.00	50,000,000.00	50,000,000.00	50,025,500.00
1444201174	22536HR27	CREDIT AGRICOLE CORPORATE AND INVESTMENT BANK, NEW	03/28/2025	4.450	50,000,000.00	50,000,000.00	50,000,000.00	49,998,000.00
1426915198	22536HG86	CREDIT AGRICOLE CORPORATE AND INVESTMENT BANK, NEW	03/03/2025	4.530	50,000,000.00	50,000,000		

LOS ANGELES COUNTY TREASURER
TREASURER PORTFOLIO COMPARED TO MARKET VALUE
FOR THE PERIOD: DECEMBER 1, 2024 TO DECEMBER 31, 2024
FUND: POOLED SURPLUS INVESTMENTS
ATTACHMENT X

Security ID	CUSIP	Description	Final Maturity	Face Rate	PAR	Amortized Cost	Historical Cost	Market Value
1382826477	65558WDZ8	NORDEA ABP - NEW YORK BRANCH	02/07/2025	4.580	50,000,000.00	50,000,000.00	50,000,000.00	50,004,000.00
1447492253	65558WV55	NORDEA ABP - NEW YORK BRANCH	03/31/2025	4.330	50,000,000.00	50,000,000.00	50,000,000.00	50,000,000.00
1327267064	78015JU39	ROYAL BANK OF CANADA NEW YORK BRANCH	04/30/2025	5.120	50,000,000.00	50,000,000.00	50,000,000.00	50,090,000.00
1313237112	78015JSK4	ROYAL BANK OF CANADA NEW YORK BRANCH	04/17/2025	5.250	50,000,000.00	50,000,000.00	50,000,000.00	50,096,000.00
1435827453	83369XVF2	SOCIETE GENERALE - NEW YORK BRANCH	04/15/2025	4.460	50,000,000.00	50,000,000.00	50,000,000.00	49,998,500.00
1384318078	83369XUL0	SOCIETE GENERALE - NEW YORK BRANCH	02/03/2025	4.660	50,000,000.00	50,000,000.00	50,000,000.00	50,009,000.00
1435827454	83369XVF2	SOCIETE GENERALE - NEW YORK BRANCH	04/15/2025	4.460	50,000,000.00	50,000,000.00	50,000,000.00	49,998,500.00
1372483899	83369XUB2	SOCIETE GENERALE - NEW YORK BRANCH	01/27/2025	4.580	50,000,000.00	50,000,000.00	50,000,000.00	50,004,500.00
1384318077	83369XUL0	SOCIETE GENERALE - NEW YORK BRANCH	02/03/2025	4.660	50,000,000.00	50,000,000.00	50,000,000.00	50,009,000.00
1372483892	83369XUB2	SOCIETE GENERALE - NEW YORK BRANCH	01/27/2025	4.580	50,000,000.00	50,000,000.00	50,000,000.00	50,004,500.00
1418733004	86959TJG2	SVENSKA HANDELS AB PUBL - NEW YORK BRANCH	02/21/2025	4.550	50,000,000.00	50,000,000.00	50,000,000.00	50,005,500.00
1395212758	86959THY5	SVENSKA HANDELS AB PUBL - NEW YORK BRANCH	01/30/2025	4.610	50,000,000.00	50,000,000.00	50,000,000.00	50,006,000.00
1438132288	86959TJW7	SVENSKA HANDELS AB PUBL - NEW YORK BRANCH	03/21/2025	4.450	50,000,000.00	50,000,000.00	50,000,000.00	49,999,000.00
1377029579	86959THE9	SVENSKA HANDELS AB PUBL - NEW YORK BRANCH	01/03/2025	4.650	50,000,000.00	50,000,000.00	50,000,000.00	50,001,500.00
1430927494	86959TJR8	SVENSKA HANDELS AB PUBL - NEW YORK BRANCH	03/05/2025	4.520	50,000,000.00	50,000,000.00	50,000,000.00	50,004,500.00
1345256033	89115BY53	TORONTO-DOMINION BANK - NEW YORK BRANCH	02/20/2025	4.940	50,000,000.00	50,000,000.00	50,000,000.00	50,029,500.00
1395948319	89115DCT1	TORONTO-DOMINION BANK - NEW YORK BRANCH	04/23/2025	4.610	50,000,000.00	50,000,000.00	50,000,000.00	50,008,500.00
1435032963	89115DHT6	TORONTO-DOMINION BANK - NEW YORK BRANCH	03/14/2025	4.540	50,000,000.00	50,000,000.00	50,000,000.00	50,004,500.00
1345256035	89115BY53	TORONTO-DOMINION BANK - NEW YORK BRANCH	02/20/2025	4.940	50,000,000.00	50,000,000.00	50,000,000.00	50,029,500.00
1395948318	89115DCT1	TORONTO-DOMINION BANK - NEW YORK BRANCH	04/23/2025	4.610	50,000,000.00	50,000,000.00	50,000,000.00	50,008,500.00
CD TOTAL					1,800,000,000.00	1,800,000,000.00	1,800,000,000.00	1,800,445,500.00
1419307839	04821TNM3	ATLANTIC ASSET SECURITIZATION CORP.	01/21/2025	4.600	50,000,000.00	49,872,222.22	49,635,833.33	49,863,800.00
1435815830	04821TQE8	ATLANTIC ASSET SECURITIZATION CORP.	03/14/2025	4.520	50,000,000.00	49,548,000.00	49,422,444.44	49,533,100.00
1380183554	04821TNH4	ATLANTIC ASSET SECURITIZATION CORP.	01/17/2025	4.570	35,000,000.00	34,928,911.11	34,529,036.11	34,922,335.00
1419307837	04821TNM3	ATLANTIC ASSET SECURITIZATION CORP.	01/21/2025	4.600	20,000,000.00	19,948,888.89	19,854,333.33	19,945,520.00
1438123156	04821TQH1	ATLANTIC ASSET SECURITIZATION CORP.	03/17/2025	4.520	40,000,000.00	39,623,333.34	39,542,977.78	39,611,680.00
1426900070	04821TO57	ATLANTIC ASSET SECURITIZATION CORP.	03/05/2025	4.600	50,000,000.00	49,597,500.00	49,405,833.33	49,588,900.00
1392035373	04821TNM3	ATLANTIC ASSET SECURITIZATION CORP.	01/21/2025	4.690	50,000,000.00	49,869,722.22	49,400,722.22	49,863,800.00
1429008953	04821TPQ2	ATLANTIC ASSET SECURITIZATION CORP.	02/24/2025	4.610	48,000,000.00	47,668,080.00	47,489,826.67	47,659,632.00
1405972559	04821TP58	ATLANTIC ASSET SECURITIZATION CORP.	02/05/2025	4.610	50,000,000.00	49,775,902.78	49,410,944.44	49,767,450.00
1434168069	04821TOA6	ATLANTIC ASSET SECURITIZATION CORP.	03/10/2025	4.550	50,000,000.00	49,570,277.78	49,431,250.00	49,557,850.00
1440021925	04821TQM0	ATLANTIC ASSET SECURITIZATION CORP.	03/21/2025	4.510	50,000,000.00	49,505,152.77	49,411,194.44	49,489,900.00
1386753180	04821TNF8	ATLANTIC ASSET SECURITIZATION CORP.	01/15/2025	4.700	50,000,000.00	49,908,611.11	49,399,444.44	49,901,600.00
1436788389	04821TQD0	ATLANTIC ASSET SECURITIZATION CORP.	03/13/2025	4.520	50,000,000.00	49,554,277.78	49,435,000.00	49,539,300.00
1382110886	04821TN27	ATLANTIC ASSET SECURITIZATION CORP.	01/02/2025	4.730	50,000,000.00	49,993,430.56	49,428,458.33	49,981,800.00
1369856209	04821TN84	ATLANTIC ASSET SECURITIZATION CORP.	01/08/2025	4.590	50,000,000.00	49,955,375.00	49,324,250.00	49,945,100.00
1435815833	04821TQH1	ATLANTIC ASSET SECURITIZATION CORP.	03/17/2025	4.510	50,000,000.00	49,530,208.34	49,404,930.56	49,514,600.00
1404953654	04821TN35	ATLANTIC ASSET SECURITIZATION CORP.	01/03/2025	4.640	50,000,000.00	49,987,111.11	49,619,777.78	49,975,750.00
1423992647	04821TPQ2	ATLANTIC ASSET SECURITIZATION CORP.	02/24/2025	4.590	50,000,000.00	49,655,750.00	49,432,625.00	49,645,450.00
1418714992	04821TPL3	ATLANTIC ASSET SECURITIZATION CORP.	02/20/2025	4.590	50,000,000.00	49,681,250.00	49,419,875.00	49,670,850.00
1380183560	04821TNH4	ATLANTIC ASSET SECURITIZATION CORP.	01/17/2025	4.570	50,000,000.00	49,898,444.44	49,327,194.44	49,889,050.00
1369856198	04821TN84	ATLANTIC ASSET SECURITIZATION CORP.	01/08/2025	4.590	50,000,000.00	49,955,375.00	49,324,250.00	49,945,100.00
1408781479	0527MONA1	AUTOBAHN FUNDING COMPANY LLC	01/10/2025	4.580	35,959,925.00	34,959,925.00	34,719,475.00	34,952,925.00
1420217850	0527MONX1	AUTOBAHN FUNDING COMPANY LLC	01/31/2025	4.530	50,000,000.00	49,811,250.00	49,578,458.33	49,799,950.00
1445666985	0527MONX1	AUTOBAHN FUNDING COMPANY LLC	01/31/2025	4.390	50,000,000.00	49,817,083.33	49,786,597.22	49,799,950.00
1441039041	0527MONH6	AUTOBAHN FUNDING COMPANY LLC	01/17/2025	4.450	50,000,000.00	49,901,111.11	49,814,583.33	49,889,050.00
1440021932	0527MONQ6	AUTOBAHN FUNDING COMPANY LLC	01/24/2025	4.500	49,750,000.00	49,606,968.75	49,513,687.50	49,595,426.75
1434168051	0527MON94	AUTOBAHN FUNDING COMPANY LLC	01/09/2025	4.550	50,000,000.00	49,949,444.45	49,810,416.67	49,938,950.00
1431864873	0527MOP35	AUTOBAHN FUNDING COMPANY LLC	02/03/2025	4.600	40,000,000.00	39,831,333.33	39,698,444.44	39,824,920.00
1408781476	0527MONQ6	AUTOBAHN FUNDING COMPANY LLC	01/24/2025	4.570	50,000,000.00	49,854,013.89	49,511,263.89	49,844,650.00
1423992650	0527MOND5	AUTOBAHN FUNDING COMPANY LLC	01/13/2025	4.570	50,000,000.00	49,923,833.33	49,701,680.56	49,914,100.00
1436788380	0527MONH6	AUTOBAHN FUNDING COMPANY LLC	01/17/2025	4.550	50,000,000.00	49,898,888.89	49,778,819.44	49,889,050.00
1420217857	0527MONX1	AUTOBAHN FUNDING COMPANY LLC	01/31/2025	4.530	25,000,000.00	24,905,625.00	24,789,229.17	24,899,975.00
1426900075	0527MON86	AUTOBAHN FUNDING COMPANY LLC	01/08/2025	4.540	50,000,000.00	49,955,861.11	49,766,694.44	49,945,100.00
1441950966	0527MOP43	AUTOBAHN FUNDING COMPANY LLC	02/04/2025	4.410	50,000,000.00	49,791,750.00	49,712,125.00	49,774,900.00
1403344798	0527MON37	AUTOBAHN FUNDING COMPANY LLC	01/03/2025	4.670	50,000,000.00	49,987,027.78	49,591,375.00	49,975,750.00
1429008935	0527MOND5	AUTOBAHN FUNDING COMPANY LLC	01/13/2025	4.520	50,000,000.00	49,924,666.67	49,742,611.11	49,914,100.00
1444194168	1247P2S96	CAFCO LLC	05/09/2025	4.450	50,000,000.00	49,208,888.88	49,159,444.44	49,195,100.00
1386753175	1247P2P57	CAFCO LLC	02/05/2025	4.630	50,000,000.00	49,774,930.55	49,273,347.22	49,768,650.00
1374462695	1247P2NA8	CAFCO LLC	01/10/2025	4.580	50,000,000.00	49,942,750.00	49,351,166.67	49,932,750.00
1374462689	1247P2N83	CAFCO LLC	01/08/2025	4.570	25,000,000.00	24,977,784.72	24,682,638.89	24,972,550.00
1444194170	1247P2S96	CAFCO LLC	05/09/2025	4.450	25,000,000.00	24,604,444.44	24,579,722.22	24,597,550.00
1384934165	1247P2PA6	CAFCO LLC	02/10/2025	4.640	50,000,000.00	49,742,222.22	49,213,777.78	49,737,250.00
1384304639	1247P2PB4	CAFCO LLC	02/11/2025	4.650	50,000,000.00	49,735,208.33	49,205,625.00	49,731,000.00
1388880328	1247P2PE8	CAFCO LLC	02/14/2025	4.650	50,000,000.00	49,715,833.33	49,218,541.67	49,712,200.00
1372486014	1247P2NT7	CAFCO LLC	01/27/2025	4.550	50,000,000.00	49,835,694.44	49,222,708.33	49,825,400.00
1444194165	1247P2S70	CAFCO LLC	05/07/2025	4.450	50,000,000.00	49,221,250.00	49,165,625.00	49,207,500.00
1372483891	1247P2NH3	CAFCO LLC	01/17/2025	4.550	50,000,000.00	49,898,888.89	49,285,902.78	49,889,050.00
1374462694	1247P2N83	CAFCO LLC	01/08/2025	4.570	50,000,000.00	49,955,569.44	49,365,277.78	49,945,100.00
1388880337	1247P2PE8	CAFCO LLC	02/14/2025	4.650	50,000,000.00	49,715,833.33	49,218,541.67	49,712,200.00
1449506072	1247P2SC9	CAFCO LLC	05/12/2025	4.420	50,000,000.00	49,195,805.56	49,189,666.67	50,000,000.00
1442823086	1247P2S54	CAFCO LLC	05/05/2025	4.450	50,000,000.00	49,233,611.11	49,159,444.44	49,219,900.00
1384934162	1247P2PA6	CAFCO LLC	02/10/2025	4.640	25,000,000.00	24,871,111.11	24,606,888.89	24,868,625.00
1369859577	1247P2NH3	CAFCO LLC	01/17/2025	4.590	50,000,000.00	49,898,000.00	49,266,875.00	49,889,050.00
1432940637	1247P2Q72	CAFCO LLC	03/07/2025	4.530	50,000,000.00	49,591,041.66	49,446,333.33	49,581,600.00
1444194156	1247P2S70	CAFCO LLC	05/07/2025	4.450	50,000,000.00	49,221,250.00	49,165,625.00	49,207,500.00
1384304642	1247P2PB4	CAFCO LLC	02/11/2025	4.650	50,000,000.00	49,735,208.33	49,205,625.00	49,731,000.00
1442823082	1247P2S54	CAFCO LLC	05/05/2025	4.450	50,000,000.00	49,233,611.11	49,159,444.44	49,219,900.00
1381175151	1247P2P73	CAFCO LLC	02/07/2025	4.560	41,010,000.00	40,817,799.80	40,355,480.40	40,809,953.22
1372486015	1247P2NU4	CAFCO LLC	01/28/2025	4.530	50,000,000.00	49,830,125.00	49,226,125.00	49,818,950.00
1395208185	1247P2PC2	CAFCO LLC	02/12/2025	4.650	50,000,000.00	49,728,750.00	49,283,125.00	49,724,700.00
1374462685	1247P2NA8	CAFCO LLC	01/10/2025	4.580	50,000,000.00	49,942,750.00	49,351,166.67	49,932,750.00
1372483905	1247P2NH3	CAFCO LLC	01/17/2025	4.550	50,000,000.00	49,898,888.89	49,285,902.78	49,889,050.00
1372486013	1247P2NU4	CAFCO LLC	01/28/2025	4.530	50,000,000.00	49,830,125.00	49,226,125.00	49,818,950.00
1420217852	13608ANX0	CANADIAN IMPERIAL BANK OF COMMERCE	01/31/2025	4.600	50,000,000.00	49,808,333.33	49,571,944.44	49,805,400.00
1420217839	13608ANX0	CANADIAN IMPERIAL BANK OF COMMERCE	01/31/2025	4.60				

LOS ANGELES COUNTY TREASURER
TREASURER PORTFOLIO COMPARED TO MARKET VALUE
FOR THE PERIOD: DECEMBER 1, 2024 TO DECEMBER 31, 2024
FUND: POOLED SURPLUS INVESTMENTS
ATTACHMENT X

Security ID	CUSIP	Description	Final Maturity	Face Rate	PAR	Amortized Cost	Historical Cost	Market Value
1417862732	13608ANN2	CANADIAN IMPERIAL BANK OF COMMERCE	01/22/2025	4.610	50,000,000.00	49,865,541.67	49,596,625.00	49,860,750.00
1431864848	13608ANX0	CANADIAN IMPERIAL BANK OF COMMERCE	01/31/2025	4.550	50,000,000.00	49,810,416.67	49,646,111.11	49,805,400.00
1413031099	13608ANE2	CANADIAN IMPERIAL BANK OF COMMERCE	01/14/2025	4.570	50,000,000.00	49,917,486.11	49,612,819.44	49,909,500.00
1431864850	13608ANX0	CANADIAN IMPERIAL BANK OF COMMERCE	01/31/2025	4.550	50,000,000.00	49,810,416.67	49,646,111.11	49,805,400.00
1414280958	13608ANF9	CANADIAN IMPERIAL BANK OF COMMERCE	01/15/2025	4.590	50,000,000.00	49,910,750.00	49,611,125.00	49,903,450.00
1434168054	13608ANX0	CANADIAN IMPERIAL BANK OF COMMERCE	01/31/2025	4.525	50,000,000.00	49,811,458.33	49,673,194.44	49,805,400.00
1417862731	13608ANN2	CANADIAN IMPERIAL BANK OF COMMERCE	01/22/2025	4.610	50,000,000.00	49,865,541.67	49,596,625.00	49,860,750.00
1413864844	13608ANX0	CANADIAN IMPERIAL BANK OF COMMERCE	01/31/2025	4.550	50,000,000.00	49,810,416.67	49,646,111.11	49,805,400.00
1393460785	13738JPM6	CANCARA ASSET SECURITISATION LIMITED	02/21/2025	4.650	50,000,000.00	49,670,625.00	49,218,541.67	49,668,200.00
1429008954	13738JR44	CANCARA ASSET SECURITISATION LIMITED	04/04/2025	4.530	50,000,000.00	49,414,875.00	49,232,416.67	49,407,550.00
1426900068	13738JQ37	CANCARA ASSET SECURITISATION LIMITED	03/03/2025	4.550	20,000,000.00	19,845,805.55	19,769,972.22	19,842,200.00
1411476760	13738JQD5	CANCARA ASSET SECURITISATION LIMITED	03/13/2025	4.550	30,000,000.00	29,730,791.67	29,545,000.00	29,726,100.00
1417167911	13738JQM5	CANCARA ASSET SECURITISATION LLC	03/21/2025	4.550	50,000,000.00	49,500,763.89	49,241,666.67	49,493,950.00
1438132287	13738JQK9	CANCARA ASSET SEC LLC	03/19/2025	4.480	40,000,000.00	39,616,711.11	39,537,066.67	39,605,080.00
1414280959	13738JQ37	CANCARA ASSET SECURITISATION LIMITED	03/03/2025	4.540	50,000,000.00	49,615,361.11	49,337,916.67	49,605,500.00
1430927497	13738JR77	CANCARA ASSET SECURITISATION LIMITED	04/07/2025	4.530	50,000,000.00	49,396,000.00	49,226,125.00	49,389,050.00
1416248073	13738JPQ7	CANCARA ASSET SECURITISATION LIMITED	02/24/2025	4.570	50,000,000.00	49,657,250.00	49,384,319.44	49,649,350.00
1414280951	13738JQH6	CANCARA ASSET SECURITISATION LLC	03/17/2025	4.550	50,000,000.00	49,526,041.67	49,228,027.78	49,518,700.00
1441039043	13738JQK9	CANCARA ASSET SEC LLC	03/19/2025	4.450	50,000,000.00	49,524,097.22	49,437,569.44	49,506,350.00
1368988760	13738JNP1	CANCARA ASSET SECURITISATION LLC	01/23/2025	4.600	50,000,000.00	49,859,444.44	49,226,944.44	49,850,600.00
1393460786	13738JPM6	CANCARA ASSET SECURITISATION LIMITED	02/21/2025	4.650	5,000,000.00	4,967,062.50	4,921,854.17	4,966,820.00
1368988757	13738JNP1	CANCARA ASSET SECURITISATION LLC	01/23/2025	4.600	15,000,000.00	14,957,833.33	14,768,083.33	14,955,180.00
1436788387	13738JQE3	CANCARA ASSET SECURITISATION LIMITED	03/14/2025	4.480	50,000,000.00	49,552,000.00	49,433,777.78	49,537,300.00
1430927502	13738JR77	CANCARA ASSET SECURITISATION LIMITED	04/07/2025	4.530	50,000,000.00	49,396,000.00	49,226,125.00	49,389,050.00
1426900069	13738JQ37	CANCARA ASSET SECURITISATION LIMITED	03/03/2025	4.550	50,000,000.00	49,614,513.89	49,424,930.56	49,605,500.00
1414280960	13738JQH6	CANCARA ASSET SECURITISATION LLC	03/17/2025	4.550	50,000,000.00	49,526,041.67	49,228,027.78	49,518,700.00
1416240363	13738JPJ3	CANCARA ASSET SECURITISATION LIMITED	02/18/2025	4.570	50,000,000.00	49,695,333.34	49,416,055.56	49,687,050.00
1401399101	13738JP38	CANCARA ASSET SECURITISATION LLC	02/03/2025	4.640	50,000,000.00	49,787,333.33	49,387,777.78	49,781,150.00
1414280952	13738JQ37	CANCARA ASSET SECURITISATION LIMITED	03/03/2025	4.540	25,000,000.00	24,807,680.55	24,668,958.33	24,802,750.00
1430927503	15963TNM7	CHARIOT FUNDING LLC	01/21/2025	4.640	50,000,000.00	49,871,111.11	49,697,111.11	49,863,800.00
1426901256	15963TRF8	CHARIOT FUNDING LLC	04/15/2025	4.580	50,000,000.00	49,338,444.44	49,147,611.11	49,339,800.00
1404953650	15963TP37	CHARIOT FUNDING LLC	02/03/2025	4.680	50,000,000.00	49,785,500.00	49,408,500.00	49,781,150.00
1414280955	15963TNH8	CHARIOT FUNDING LLC	01/17/2025	4.590	50,000,000.00	49,898,000.00	49,598,375.00	49,889,050.00
1416240360	15963TNM7	CHARIOT FUNDING LLC	01/21/2025	4.595	50,000,000.00	49,872,361.11	49,591,555.56	49,863,800.00
1426901257	15963TRF8	CHARIOT FUNDING LLC	04/15/2025	4.580	50,000,000.00	49,338,444.44	49,147,611.11	49,339,800.00
1420217853	15963TQ77	CHARIOT FUNDING LLC	03/07/2025	4.590	50,000,000.00	49,585,625.00	49,349,750.00	49,578,550.00
1430927498	15963TNM7	CHARIOT FUNDING LLC	01/21/2025	4.640	50,000,000.00	49,871,111.11	49,697,111.11	49,863,800.00
1420217840	15963TQ77	CHARIOT FUNDING LLC	03/07/2025	4.590	30,000,000.00	29,751,375.00	29,609,850.00	29,747,130.00
1404953652	15963TNX3	CHARIOT FUNDING LLC	01/31/2025	4.680	50,000,000.00	49,805,000.00	49,428,000.00	49,799,950.00
1404953658	15963TNX3	CHARIOT FUNDING LLC	01/31/2025	4.680	50,000,000.00	49,805,000.00	49,428,000.00	49,799,950.00
1442823087	17177LS54	CIESCO, LLC	05/05/2025	4.450	50,000,000.00	49,233,611.11	49,159,444.44	49,217,100.00
144506076	17177LT46	CIESCO, LLC	06/04/2025	4.400	50,000,000.00	49,058,888.89	49,052,777.78	50,000,000.00
1411469738	17177LQ49	CIESCO, LLC	03/04/2025	4.450	50,000,000.00	49,609,055.56	49,293,777.78	49,599,300.00
1442823080	17177LS54	CIESCO, LLC	05/05/2025	4.450	50,000,000.00	49,233,611.11	49,159,444.44	49,217,100.00
1412376460	17177LQ72	CIESCO, LLC	03/07/2025	4.550	50,000,000.00	49,589,236.11	49,285,902.78	49,580,700.00
1411469734	17177LQ49	CIESCO, LLC	03/04/2025	4.450	50,000,000.00	49,609,055.56	49,293,777.78	49,599,300.00
1395944661	12619TPA6	CRC FUNDING, LLC	02/10/2025	4.640	25,000,000.00	24,871,111.11	24,652,000.00	24,868,625.00
1444194166	12619TS70	CRC FUNDING, LLC	05/07/2025	4.450	50,000,000.00	49,221,250.00	49,165,625.00	49,204,900.00
1444194157	12619TS70	CRC FUNDING, LLC	05/07/2025	4.450	25,000,000.00	24,610,625.00	24,582,812.50	24,602,450.00
1362826489	12619TP73	CRC FUNDING, LLC	02/07/2025	4.640	50,000,000.00	49,761,555.56	49,213,777.78	49,756,100.00
1382119904	12619TP57	CRC FUNDING, LLC	02/05/2025	4.650	50,000,000.00	49,773,958.33	49,225,000.00	49,768,650.00
1384304641	12619TPB4	CRC FUNDING, LLC	02/11/2025	4.630	50,000,000.00	49,736,347.22	49,202,611.11	49,731,000.00
1389592066	12619TPB4	CRC FUNDING, LLC	01/21/2025	4.650	37,750,000.00	37,550,082.29	37,179,503.13	37,546,905.00
1374462701	12619TNA8	CRC FUNDING, LLC	01/10/2025	4.560	50,000,000.00	49,943,000.00	49,354,000.00	49,932,750.00
1449506068	12619TS88	CRC FUNDING, LLC	05/08/2025	4.410	50,000,000.00	49,222,125.00	49,216,000.00	50,000,000.00
1369859037	12619TNH3	CRC FUNDING, LLC	01/17/2025	4.580	50,000,000.00	49,898,222.22	49,268,472.22	49,889,050.00
1435030249	12619TRV8	CRC FUNDING, LLC	04/29/2025	4.500	10,000,000.00	9,852,500.00	9,826,250.00	9,850,770.00
1435815840	12619TRW6	CRC FUNDING, LLC	04/30/2025	4.500	50,000,000.00	49,256,250.00	49,131,250.00	49,247,700.00
1382119903	12619TP57	CRC FUNDING, LLC	02/05/2025	4.650	50,000,000.00	49,773,958.33	49,225,000.00	49,768,650.00
1435030246	12619TRV8	CRC FUNDING, LLC	04/29/2025	4.500	50,000,000.00	49,262,500.00	49,131,250.00	49,253,850.00
1383459828	12619TP65	CRC FUNDING, LLC	02/06/2025	4.640	50,000,000.00	49,768,000.00	49,226,666.67	49,762,350.00
1412372618	12619TQ56	CRC FUNDING, LLC	03/05/2025	4.550	50,000,000.00	49,601,875.00	49,292,222.22	49,591,300.00
1384304630	12619TPC2	CRC FUNDING, LLC	02/12/2025	4.620	50,000,000.00	49,730,500.00	49,197,916.67	49,724,700.00
1395944666	12619TPA6	CRC FUNDING, LLC	02/10/2025	4.640	50,000,000.00	49,742,222.22	49,304,000.00	49,737,250.00
1384304627	12619TPC2	CRC FUNDING, LLC	02/12/2025	4.620	50,000,000.00	49,730,500.00	49,197,916.67	49,724,700.00
1382119141	12619TP32	CRC FUNDING, LLC	02/03/2025	4.650	50,000,000.00	49,786,875.00	49,231,458.33	49,781,150.00
1369859038	12619TNH3	CRC FUNDING, LLC	01/17/2025	4.580	50,000,000.00	49,898,222.22	49,268,472.22	49,889,050.00
1382826497	12619TP73	CRC FUNDING, LLC	02/07/2025	4.640	50,000,000.00	49,761,555.56	49,213,777.78	49,756,100.00
1395208187	12619TPE8	CRC FUNDING, LLC	02/14/2025	4.650	50,000,000.00	49,715,833.33	49,270,208.33	49,712,050.00
1384934153	12619TPA6	CRC FUNDING, LLC	02/10/2025	4.640	50,000,000.00	49,742,222.22	49,239,555.56	49,737,250.00
1448405756	22533TQ74	CREDIT AGRICOLE CORPORATE AND INVESTMENT BANK, NEW	03/07/2025	4.290	50,000,000.00	49,612,708.34	49,600,791.67	49,595,900.00
1441955201	22533TQK5	CREDIT AGRICOLE CORPORATE AND INVESTMENT BANK, NEW	03/19/2025	4.440	50,000,000.00	49,525,166.67	49,445,000.00	49,519,000.00
1447478240	22533TQ58	CREDIT AGRICOLE CORPORATE AND INVESTMENT BANK, NEW	03/05/2025	4.300	50,000,000.00	49,623,750.00	49,593,888.89	49,608,550.00
1448405760	22533TQ74	CREDIT AGRICOLE CORPORATE AND INVESTMENT BANK, NEW	03/07/2025	4.290	50,000,000.00	49,612,708.34	49,600,791.67	49,595,900.00
1447478248	22533TQ58	CREDIT AGRICOLE CORPORATE AND INVESTMENT BANK, NEW	03/05/2025	4.300	50,000,000.00	49,623,750.00	49,593,888.89	49,608,550.00
1441039042	22533TPU4	CREDIT AGRICOLE CORPORATE AND INVESTMENT BANK, NEW	02/28/2025	4.330	50,000,000.00	49,651,194.44	49,567,000.00	49,640,100.00
1440039265	4497W0TJ7	ING (U.S.) FUNDING LLC	06/18/2025	4.480	50,000,000.00	48,954,666.67	48,867,555.56	48,957,950.00
1440039266	4497W0TJ7	ING (U.S.) FUNDING LLC	06/18/2025	4.480	50,000,000.00	48,954,666.67	48,867,555.56	48,957,950.00
1382826478	47816FND9	JOHNSON & JOHNSON	01/13/2025	4.550	50,000,000.00	49,924,166.67	49,387,013.89	49,916,250.00
1382826476	47816FNA5	JOHNSON & JOHNSON, INC.	01/10/2025	4.550	22,474,406.25	22,474,406.25	22,232,687.50	22,470,412.50
1382826487	47816FNA5	JOHNSON & JOHNSON, INC.	01/10/2025	4.550	50,000,000.00	49,943,125.00	49,405,972.22	49,934,250.00
1431869128	47816FP54	JOHNSON & JOHNSON, INC.	02/05/2025	4.340	25,000,000.00	24,894,513.89	24,816,152.78	24,889,225.00
1431864882	47816FQ79	JOHNSON & JOHNSON	03/07/2025	4.340	50,000,000.00	49,608,194.44	49,451,472.22	49,596,300.00
1418714993	47816FQC8	JOHNSON & JOHNSON	03/12/2025	4.410	50,000,000.00	49,571,250.00	49,320,125.00	49,567,000.00
1431869130	47816FP70	JOHNSON & JOHNSON, INC.	02/07/2025	4.330	50,000,000.00	49,777,486.11	49,621,125.00	49,766,25

LOS ANGELES COUNTY TREASURER
TREASURER PORTFOLIO COMPARED TO MARKET VALUE
FOR THE PERIOD: DECEMBER 1, 2024 TO DECEMBER 31, 2024
FUND: POOLED SURPLUS INVESTMENTS
ATTACHMENT X

Security ID	CUSIP	Description	Final Maturity	Face Rate	PAR	Amortized Cost	Historical Cost	Market Value
1431864881	47816FQ79	JOHNSON & JOHNSON	03/07/2025	4.340	50,000,000.00	49,608,194.44	49,451,472.22	49,596,300.00
1431869127	47816FP54	JOHNSON & JOHNSON, INC.	02/05/2025	4.340	50,000,000.00	49,789,027.78	49,632,305.56	49,778,450.00
1414280956	47816FNH0	JOHNSON & JOHNSON, INC.	01/17/2025	4.480	50,000,000.00	49,900,444.44	49,608,000.00	49,892,400.00
1431869129	47816FP70	JOHNSON & JOHNSON, INC.	02/07/2025	4.330	50,000,000.00	49,777,486.11	49,621,125.00	49,766,250.00
1432940647	4820P2PE9	JUPITER SECURITIZATION COMPANY LLC	02/14/2025	4.580	50,000,000.00	49,720,111.11	49,573,805.56	49,712,150.00
1417163614	4820P2PK5	JUPITER SECURITIZATION COMPANY LLC	02/19/2025	4.580	45,600,000.00	45,315,734.66	45,066,277.33	45,308,844.00
1432940636	4820P2PE9	JUPITER SECURITIZATION COMPANY LLC	02/14/2025	4.580	50,000,000.00	49,720,111.11	49,573,805.56	49,712,150.00
1386753187	4820P2N35	JUPITER SECURITIZATION COMPANY LLC	01/03/2025	4.750	25,000,000.00	24,993,402.78	24,736,111.11	24,987,875.00
1432940631	4820P2Q73	JUPITER SECURITIZATION COMPANY LLC	03/07/2025	4.550	30,000,000.00	29,753,541.66	29,666,333.33	29,748,420.00
1405971483	4820P2P74	JUPITER SECURITIZATION COMPANY LLC	02/07/2025	4.650	50,000,000.00	49,761,041.67	49,392,916.67	49,756,100.00
1395948313	4820P2NN1	JUPITER SECURITIZATION COMPANY LLC	01/22/2025	4.690	40,000,000.00	39,890,566.66	39,536,211.11	39,885,920.00
1417163613	4820P2PK5	JUPITER SECURITIZATION COMPANY LLC	02/19/2025	4.580	50,000,000.00	49,688,305.56	49,414,777.78	49,680,750.00
1386753184	4820P2N35	JUPITER SECURITIZATION COMPANY LLC	01/03/2025	4.750	50,000,000.00	49,986,805.56	49,472,222.22	49,975,750.00
1395948314	4820P2NN1	JUPITER SECURITIZATION COMPANY LLC	01/22/2025	4.690	50,000,000.00	49,863,208.33	49,420,263.89	49,857,400.00
1434168048	4820P2Q73	JUPITER SECURITIZATION COMPANY LLC	03/07/2025	4.500	47,000,000.00	46,618,125.00	46,488,875.00	46,605,858.00
1399646850	4820P2NQ4	JUPITER SECURITIZATION COMPANY LLC	01/24/2025	4.680	50,000,000.00	49,850,500.00	49,441,000.00	49,844,650.00
1441955202	50286LQM8	LA FAYETTE ASSET SECURITIZATION LLC	03/21/2025	4.510	50,000,000.00	49,505,152.78	49,429,986.11	49,493,950.00
1441955200	50286LQM8	LA FAYETTE ASSET SECURITIZATION LLC	03/21/2025	4.510	50,000,000.00	49,505,152.78	49,429,986.11	49,493,950.00
1434171979	50286LQE6	LA FAYETTE ASSET SECURITIZATION LLC	03/14/2025	4.560	50,000,000.00	49,544,000.00	49,417,333.33	49,537,300.00
1404955797	50286LP56	LA FAYETTE ASSET SECURITIZATION LLC	02/05/2025	4.640	50,000,000.00	49,774,444.44	49,407,111.11	49,768,650.00
1411469737	50286LPA5	LA FAYETTE ASSET SECURITIZATION LLC	02/10/2025	4.580	35,000,000.00	34,821,888.89	34,599,250.00	34,816,075.00
1404939617	50286LNH2	LA FAYETTE ASSET SECURITIZATION LLC	01/17/2025	4.640	40,000,000.00	39,917,511.11	39,618,488.89	39,911,240.00
1381190965	50286LN82	LA FAYETTE ASSET SECURITIZATION LLC	01/08/2025	4.700	50,000,000.00	49,954,305.56	49,399,444.44	49,945,100.00
1434171978	50286LQE6	LA FAYETTE ASSET SECURITIZATION LLC	03/14/2025	4.560	50,000,000.00	49,544,000.00	49,417,333.33	49,537,300.00
1389644054	50286LNH2	LA FAYETTE ASSET SECURITIZATION LLC	01/17/2025	4.700	50,000,000.00	49,895,555.55	49,399,444.44	49,889,050.00
1389644056	50286LNH2	LA FAYETTE ASSET SECURITIZATION LLC	01/17/2025	4.700	50,000,000.00	49,895,555.55	49,399,444.44	49,889,050.00
1397753137	50286LNU3	LA FAYETTE ASSET SECURITIZATION LLC	01/28/2025	4.680	50,000,000.00	49,824,500.00	49,402,000.00	49,818,950.00
1436788382	50286LQJ5	LA FAYETTE ASSET SECURITIZATION LLC	03/18/2025	4.530	40,000,000.00	39,617,466.66	39,521,833.33	39,610,000.00
1438132285	6117P4RF9	MONT BLANC CAPITAL CORP.	04/15/2025	4.500	50,000,000.00	49,350,000.00	49,250,000.00	49,339,800.00
1386753190	6117P4PJ3	MONT BLANC CAPITAL CORP.	02/18/2025	4.660	36,775,000.00	36,546,504.67	36,175,199.75	36,544,825.28
1438132289	6117P4RF9	MONT BLANC CAPITAL CORP.	04/15/2025	4.500	20,000,000.00	19,740,000.00	19,700,000.00	19,735,920.00
1388880334	6117P4PJ3	MONT BLANC CAPITAL CORP.	02/18/2025	4.650	40,215,000.00	39,965,667.00	39,565,695.31	39,963,294.32
1390502360	6117P4PK0	MONT BLANC CAPITAL CORP.	02/19/2025	4.660	50,000,000.00	49,682,861.11	49,197,444.44	49,680,750.00
1420217843	6117P4N22	MONT BLANC CAPITAL CORP.	01/02/2025	4.610	50,000,000.00	49,993,597.22	49,756,694.44	49,981,800.00
1383459829	6117P4P53	MONT BLANC CAPITAL CORP.	02/05/2025	4.650	30,086,000.00	29,949,986.21	29,623,553.11	29,946,792.08
1435815836	6117P4QE3	MONT BLANC CAPITAL CORP.	03/14/2025	4.540	3,045,000.00	3,017,351.40	3,009,671.23	3,016,821.57
1414280949	6117P4PJ3	MONT BLANC CAPITAL CORP.	02/18/2025	4.610	40,000,000.00	39,754,133.33	39,513,388.89	39,749,640.00
1435815829	6117P4QE3	MONT BLANC CAPITAL CORP.	03/14/2025	4.540	50,000,000.00	49,546,000.00	49,419,888.89	49,537,300.00
1417163615	6117P4QE3	MONT BLANC CAPITAL CORP.	03/14/2025	4.570	20,000,000.00	19,817,200.00	19,708,027.78	19,814,920.00
1417163616	6117P4QE3	MONT BLANC CAPITAL CORP.	03/14/2025	4.570	50,000,000.00	49,543,000.00	49,270,069.44	49,537,300.00
1435815835	6117P4QE3	MONT BLANC CAPITAL CORP.	03/14/2025	4.550	18,017,000.00	17,853,045.30	17,807,502.33	17,850,270.68
1417860358	6117P4QL7	MONT BLANC CAPITAL CORP.	03/20/2025	4.580	45,363,000.00	44,912,847.83	44,670,458.20	44,909,506.09
1374462696	6117P4PL8	MONT BLANC CAPITAL CORP.	02/20/2025	4.530	40,129,000.00	39,876,521.71	39,406,912.09	39,867,720.08
1399641487	63873JP79	NATIXIS, NEW YORK BRANCH	02/07/2025	4.610	50,000,000.00	49,763,097.22	49,353,319.44	49,759,800.00
1432940634	63873JQA1	NATIXIS, NEW YORK BRANCH	03/10/2025	4.490	50,000,000.00	49,575,944.45	49,432,513.89	49,568,200.00
1395944670	63873JP79	NATIXIS, NEW YORK BRANCH	02/07/2025	4.620	50,000,000.00	49,762,583.33	49,326,250.00	49,759,800.00
1432940649	63873JQA1	NATIXIS, NEW YORK BRANCH	03/10/2025	4.490	50,000,000.00	49,575,944.45	49,432,513.89	49,568,200.00
1435815832	63873JQC7	NATIXIS, NEW YORK BRANCH	03/12/2025	4.450	50,000,000.00	49,567,361.11	49,443,750.00	49,555,800.00
1399641478	63873JP79	NATIXIS, NEW YORK BRANCH	02/07/2025	4.610	50,000,000.00	49,763,097.22	49,353,319.44	49,759,800.00
1408781485	63873JP38	NATIXIS, NEW YORK BRANCH	02/03/2025	4.550	50,000,000.00	49,791,458.33	49,450,208.33	49,784,450.00
1370619224	63873JN63	NATIXIS, NEW YORK BRANCH	01/06/2025	4.520	50,000,000.00	49,968,611.11	49,359,666.67	49,958,150.00
1423101202	63873JQ37	NATIXIS, NEW YORK BRANCH	03/03/2025	4.560	50,000,000.00	49,613,666.67	49,385,666.67	49,611,650.00
1395944663	63873JP53	NATIXIS, NEW YORK BRANCH	02/05/2025	4.620	50,000,000.00	49,775,416.67	49,358,333.33	49,772,150.00
1419307833	63873JQ37	NATIXIS, NEW YORK BRANCH	03/03/2025	4.590	50,000,000.00	49,611,125.00	49,356,125.00	49,611,650.00
1436788385	63873JQH6	NATIXIS, NEW YORK BRANCH	03/17/2025	4.450	50,000,000.00	49,536,458.34	49,419,027.78	49,524,700.00
1441950969	63873JR44	NATIXIS, NEW YORK BRANCH	04/04/2025	4.400	50,000,000.00	49,431,666.66	49,352,222.22	49,414,100.00
1395208186	63873JP53	NATIXIS, NEW YORK BRANCH	02/05/2025	4.680	50,000,000.00	49,772,500.00	49,324,000.00	49,772,150.00
1393456851	63873JPL8	NATIXIS, NEW YORK BRANCH	02/20/2025	4.460	50,000,000.00	49,677,777.78	49,220,222.22	49,679,650.00
1441950973	63873JR44	NATIXIS, NEW YORK BRANCH	04/04/2025	4.400	50,000,000.00	49,431,666.66	49,352,222.22	49,414,100.00
1370619217	63873JN22	NATIXIS, NEW YORK BRANCH	01/02/2025	4.550	50,000,000.00	49,993,680.56	49,374,375.00	49,982,050.00
1419307838	63873JQ37	NATIXIS, NEW YORK BRANCH	03/03/2025	4.590	47,235,000.00	46,867,629.79	46,626,731.29	46,868,125.76
1392035380	63873JP38	NATIXIS, NEW YORK BRANCH	02/03/2025	4.680	50,000,000.00	49,785,500.00	49,317,500.00	49,784,450.00
1370619223	63873JN63	NATIXIS, NEW YORK BRANCH	01/06/2025	4.520	50,000,000.00	49,968,611.11	49,359,666.67	49,958,150.00
1368969864	63873JN22	NATIXIS, NEW YORK BRANCH	01/02/2025	4.550	50,000,000.00	49,993,680.56	49,368,055.56	49,982,050.00
1395944668	63873JP53	NATIXIS, NEW YORK BRANCH	02/05/2025	4.620	50,000,000.00	49,775,416.67	49,358,333.33	49,772,150.00
1368969849	63873JN22	NATIXIS, NEW YORK BRANCH	01/02/2025	4.550	50,000,000.00	49,993,680.56	49,368,055.56	49,982,050.00
1389592065	63873JP38	NATIXIS, NEW YORK BRANCH	02/03/2025	4.620	50,000,000.00	49,788,250.00	49,300,583.33	49,784,450.00
1390502365	63873JP38	NATIXIS, NEW YORK BRANCH	02/03/2025	4.620	50,000,000.00	49,788,250.00	49,307,000.00	49,784,450.00
1448405761	67983TPU4	OLD LINE FUNDING, LLC	02/28/2025	4.430	50,000,000.00	49,643,138.89	49,636,986.11	49,622,500.00
1381175159	67983TNF9	OLD LINE FUNDING, LLC	01/15/2025	4.620	50,000,000.00	49,910,162.67	49,364,750.00	49,901,850.00
1377029583	67983TNW2	OLD LINE FUNDING, LLC	01/30/2025	4.530	50,000,000.00	49,817,541.67	49,251,291.67	49,806,600.00
1407636637	67983TPA8	OLD LINE FUNDING, LLC	02/10/2025	4.550	50,000,000.00	49,747,222.22	49,399,652.78	49,736,450.00
1370627846	67983TNM4	OLD LINE FUNDING, LLC	01/21/2025	4.560	50,000,000.00	49,873,611.11	49,266,944.44	49,864,100.00
1403361549	67983TP67	OLD LINE FUNDING, LLC	02/06/2025	4.600	50,000,000.00	49,770,000.00	49,399,444.44	49,762,050.00
1442823081	67983TQM1	OLD LINE FUNDING, LLC	03/21/2025	4.440	50,000,000.00	49,512,833.33	49,438,833.33	49,494,100.00
1393456861	67983TPE0	OLD LINE FUNDING, LLC	02/14/2025	4.620	50,000,000.00	49,717,666.67	49,281,333.33	49,710,900.00
1435030260	67983TQE9	OLD LINE FUNDING, LLC	03/14/2025	4.460	50,000,000.00	49,554,000.00	49,436,305.56	49,536,650.00
1442823083	67983TQM1	OLD LINE FUNDING, LLC	03/21/2025	4.440	5,000,000.00	4,951,283.33	4,943,883.33	4,949,410.00
1389644046	67983TNH5	OLD LINE FUNDING, LLC	01/17/2025	4.650	50,000,000.00	49,896,666.67	49,431,666.67	49,889,300.00
1399641500	67983TNW2	OLD LINE FUNDING, LLC	01/30/2025	4.630	50,000,000.00	49,813,513.89	49,421,250.00	49,806,600.00
1369856212	67983TND4	OLD LINE FUNDING, LLC	01/13/2025	4.590	50,000,000.00	49,923,500.00	49,305,125.00	49,914,300.00
1380183555	67983TNF9	OLD LINE FUNDING, LLC	01/15/2025	4.580	50,000,000.00	49,910,944.45	49,344,805.56	49,901,850.00
1440021927	67983TPM2	OLD LINE FUNDING, LLC	02/21/2025	4.460	50,000,000.00	49,684,083.34	49,591,166.67	49,666,700.00
1370627847	67983TNM2	OLD LINE FUNDING, LLC	01/22/2025	4.560	50,000,000.00	49,867,000.00	49,252,666.67	49,857,750.00
1388852455	67983TNG7	OLD LINE FUNDING, LLC	01/16/2025	4.650	50,000,000.00	49,903,125.00	49,412,291.67	49,895,600.00

LOS ANGELES COUNTY TREASURER
TREASURER PORTFOLIO COMPARED TO MARKET VALUE
FOR THE PERIOD: DECEMBER 1, 2024 TO DECEMBER 31, 2024
FUND: POOLED SURPLUS INVESTMENTS
ATTACHMENT X

Security ID	CUSIP	Description	Final Maturity	Face Rate	PAR	Amortized Cost	Historical Cost	Market Value
1397753139	71344TPR7	PEPSICO, INC.	02/25/2025	4.460	50,000,000.00	49,659,305.56	49,256,666.67	49,654,450.00
1430927501	71344TPJ5	PEPSICO, INC.	02/18/2025	4.380	50,000,000.00	49,708,000.00	49,543,750.00	49,697,700.00
1399641476	71344TPJ5	PEPSICO, INC.	02/18/2025	4.460	50,000,000.00	49,702,666.67	49,306,222.22	49,697,700.00
1393456856	71344TPC0	PEPSICO, INC.	02/12/2025	4.460	50,000,000.00	49,739,833.33	49,300,027.78	49,734,500.00
1388860095	71344TPA4	PEPSICO, INC.	02/10/2025	4.470	50,000,000.00	49,751,666.67	49,273,625.00	49,746,600.00
1395208195	71344TPQ9	PEPSICO, INC.	02/24/2025	4.460	50,000,000.00	49,665,500.00	49,238,083.33	49,660,650.00
1400330575	71344TPL0	PEPSICO, INC.	02/20/2025	4.460	25,000,000.00	24,845,138.89	24,650,013.89	24,842,675.00
1395948315	71344TPK2	PEPSICO, INC.	02/19/2025	4.460	50,000,000.00	49,696,472.22	49,293,833.33	49,691,500.00
1392035377	71344TPE6	PEPSICO, INC.	02/14/2025	4.460	50,000,000.00	49,727,444.44	49,281,444.44	49,722,300.00
1393456863	71344TPD8	PEPSICO, INC.	02/13/2025	4.460	50,000,000.00	49,733,638.89	49,293,833.33	49,728,450.00
1429008936	71344TPC0	PEPSICO, INC.	02/12/2025	4.380	50,000,000.00	49,744,500.00	49,568,083.33	49,734,500.00
1399641485	71344TPJ5	PEPSICO, INC.	02/18/2025	4.460	50,000,000.00	49,702,666.67	49,306,222.22	49,697,700.00
1397753136	71344TPM8	PEPSICO, INC.	02/21/2025	4.460	50,000,000.00	49,684,083.33	49,281,444.44	49,679,200.00
1392035379	71344TPE6	PEPSICO, INC.	02/14/2025	4.460	50,000,000.00	49,727,444.44	49,281,444.44	49,722,300.00
1429008938	71344TPC0	PEPSICO, INC.	02/12/2025	4.380	50,000,000.00	49,744,500.00	49,568,083.33	49,734,500.00
1395208189	71344TPL0	PEPSICO, INC.	02/20/2025	4.450	50,000,000.00	49,690,972.22	49,264,513.89	49,685,350.00
1401399100	71344TPM8	PEPSICO, INC.	02/21/2025	4.460	25,000,000.00	24,842,041.67	24,650,013.89	24,839,600.00
1401399098	71344TPM8	PEPSICO, INC.	02/21/2025	4.460	50,000,000.00	49,684,083.33	49,300,027.78	49,679,200.00
1430927500	71344TPU0	PEPSICO, INC.	02/28/2025	4.360	40,000,000.00	39,719,022.22	39,588,222.22	39,708,680.00
1394331775	71344TPL0	PEPSICO, INC.	02/20/2025	4.460	50,000,000.00	49,690,277.78	49,256,666.67	49,685,350.00
1389621192	71344TPE6	PEPSICO, INC.	02/14/2025	4.470	50,000,000.00	49,726,833.33	49,255,000.00	49,722,300.00
1394331771	71344TPJ5	PEPSICO, INC.	02/18/2025	4.460	50,000,000.00	49,702,666.67	49,269,055.56	49,697,700.00
1381175157	71344TPJ5	PEPSICO, INC.	02/18/2025	4.390	25,000,000.00	24,853,666.67	24,582,340.28	24,848,850.00
1430045079	71344TPD8	PEPSICO, INC.	02/13/2025	4.380	50,000,000.00	49,738,416.66	49,568,083.33	49,728,450.00
1390502367	71344TPC0	PEPSICO, INC.	02/12/2025	4.470	50,000,000.00	49,739,250.00	49,273,625.00	49,734,500.00
1382119136	71708EN68	PFIZER INC.	01/06/2025	6.610	50,000,000.00	49,967,986.11	49,423,750.00	49,958,100.00
1382110889	71708EN84	PFIZER INC.	01/08/2025	6.620	50,000,000.00	49,955,083.33	49,409,666.67	49,946,050.00
1379080896	71708ENA9	PFIZER INC.	01/10/2025	6.620	50,000,000.00	49,942,250.00	49,358,333.33	49,934,000.00
1382110884	71708EN84	PFIZER INC.	01/08/2025	6.620	50,000,000.00	49,955,083.33	49,409,666.67	49,946,050.00
1382119135	71708EN68	PFIZER INC.	01/06/2025	6.610	17,000,000.00	16,989,115.28	16,804,075.00	16,985,754.00
1379080897	71708ENA9	PFIZER INC.	01/10/2025	6.620	15,000,000.00	14,982,675.00	14,807,500.00	14,980,200.00
1413030635	82124LPE6	SHEFFIELD RECEIVABLES COMPANY LLC	02/14/2025	4.590	50,000,000.00	49,719,500.00	49,413,500.00	49,711,500.00
1429008943	82124LQ39	SHEFFIELD RECEIVABLES COMPANY LLC	03/03/2025	4.590	50,000,000.00	49,611,125.00	49,426,250.00	49,603,850.00
1407636652	82124LP71	SHEFFIELD RECEIVABLES COMPANY LLC	02/07/2025	4.620	50,000,000.00	49,762,583.33	49,409,666.67	49,755,550.00
1397753134	82124LP30	SHEFFIELD RECEIVABLES COMPANY LLC	02/03/2025	4.690	50,000,000.00	49,785,041.67	49,361,638.89	49,780,700.00
1435030253	82124LQE5	SHEFFIELD RECEIVABLES COMPANY LLC	03/14/2025	4.540	50,000,000.00	49,546,000.00	49,413,583.33	49,535,700.00
1394336005	82124LP55	SHEFFIELD RECEIVABLES COMPANY LLC	02/05/2025	4.650	50,000,000.00	49,773,958.33	49,321,875.00	49,768,100.00
1430927508	82124LQA3	SHEFFIELD RECEIVABLES COMPANY LLC	03/10/2025	4.580	50,000,000.00	49,567,444.44	49,395,694.44	49,560,450.00
1442823085	82124LQM7	SHEFFIELD RECEIVABLES COMPANY LLC	03/21/2025	4.490	50,000,000.00	49,507,347.22	49,432,513.89	49,492,500.00
1435815838	82124LQE5	SHEFFIELD RECEIVABLES COMPANY LLC	03/14/2025	4.540	50,000,000.00	49,546,000.00	49,419,888.89	49,535,700.00
1395948317	82124LPB2	SHEFFIELD RECEIVABLES COMPANY LLC	02/11/2025	4.650	50,000,000.00	49,735,208.33	49,315,416.67	49,730,400.00
1430045078	82124LQ54	SHEFFIELD RECEIVABLES COMPANY LLC	03/05/2025	4.590	50,000,000.00	49,598,375.00	49,419,875.00	49,591,450.00
1430927504	82124LQA3	SHEFFIELD RECEIVABLES COMPANY LLC	03/10/2025	4.580	50,000,000.00	49,567,444.44	49,395,694.44	49,560,450.00
1438132286	82124LQM7	SHEFFIELD RECEIVABLES COMPANY LLC	03/21/2025	4.520	50,000,000.00	49,504,055.55	49,403,611.11	49,492,500.00
1393456853	82124LNX6	SHEFFIELD RECEIVABLES COMPANY LLC	01/31/2025	4.640	50,000,000.00	49,806,666.67	49,349,111.11	49,799,550.00
1416240366	82124LPK2	SHEFFIELD RECEIVABLES COMPANY LLC	02/19/2025	4.590	50,000,000.00	49,687,625.00	49,407,125.00	49,679,750.00
1430045073	82124LQ54	SHEFFIELD RECEIVABLES COMPANY LLC	03/05/2025	4.590	50,000,000.00	49,598,375.00	49,419,875.00	49,591,450.00
1444194169	82124LQU9	SHEFFIELD RECEIVABLES COMPANY LLC	03/28/2025	4.470	50,000,000.00	49,466,083.33	49,410,208.33	49,449,400.00
1440021933	82124LQL9	SHEFFIELD RECEIVABLES COMPANY LLC	03/20/2025	4.520	50,000,000.00	49,510,333.34	49,416,166.67	49,498,650.00
1411469736	82124LPE6	SHEFFIELD RECEIVABLES COMPANY LLC	02/14/2025	4.550	50,000,000.00	49,721,944.44	49,405,972.22	49,711,500.00
1434168067	82124LQC9	SHEFFIELD RECEIVABLES COMPANY LLC	03/12/2025	4.540	50,000,000.00	49,558,611.11	49,419,888.89	49,548,100.00
1436788384	82124LQH8	SHEFFIELD RECEIVABLES COMPANY LLC	03/17/2025	4.530	50,000,000.00	49,528,125.00	49,408,583.33	49,517,200.00
1429008952	89119AP77	THE TORONTO-DOMINION BANK	02/07/2025	4.560	50,000,000.00	49,765,666.67	49,582,000.00	49,761,650.00
1444194652	89119APU6	THE TORONTO-DOMINION BANK	02/28/2025	4.470	50,000,000.00	49,639,916.67	49,584,041.67	49,631,900.00
1430927499	89119AQ35	THE TORONTO-DOMINION BANK	03/03/2025	4.520	50,000,000.00	49,617,055.56	49,447,555.56	49,613,150.00
1445666987	89119AQ35	THE TORONTO-DOMINION BANK	03/03/2025	4.460	50,000,000.00	49,622,138.89	49,584,972.22	49,613,150.00
1423992648	89119ANT1	THE TORONTO-DOMINION BANK	01/27/2025	4.550	50,000,000.00	49,835,694.44	49,614,513.89	49,829,450.00
1426915201	89119AP51	THE TORONTO-DOMINION BANK	02/05/2025	4.570	50,000,000.00	49,777,847.22	49,587,430.56	49,773,950.00
1430927506	89119AQ35	THE TORONTO-DOMINION BANK	03/03/2025	4.520	50,000,000.00	49,617,055.56	49,447,555.56	49,613,150.00
1434168066	89119APAO	THE TORONTO-DOMINION BANK	02/10/2025	4.500	50,000,000.00	49,750,000.00	49,612,500.00	49,743,200.00
1432940646	89119AP36	THE TORONTO-DOMINION BANK	02/03/2025	4.500	50,000,000.00	49,793,750.00	49,650,000.00	49,786,250.00
1431864876	89119AQ50	THE TORONTO-DOMINION BANK	03/05/2025	4.490	50,000,000.00	49,607,125.00	49,444,986.11	49,600,600.00
1445666984	89119AQ35	THE TORONTO-DOMINION BANK	03/03/2025	4.460	50,000,000.00	49,622,138.89	49,584,972.22	49,613,150.00
1444194651	89119APU6	THE TORONTO-DOMINION BANK	02/28/2025	4.470	50,000,000.00	49,639,916.67	49,584,041.67	49,631,900.00
1432940635	89119AP36	THE TORONTO-DOMINION BANK	02/03/2025	4.500	50,000,000.00	49,793,750.00	49,650,000.00	49,786,250.00
1429008948	89119AP77	THE TORONTO-DOMINION BANK	02/07/2025	4.560	50,000,000.00	49,765,666.67	49,582,000.00	49,761,650.00
1434168065	89119APAO	THE TORONTO-DOMINION BANK	02/10/2025	4.500	50,000,000.00	49,750,000.00	49,612,500.00	49,743,200.00
1426915202	89119AP51	THE TORONTO-DOMINION BANK	02/05/2025	4.570	50,000,000.00	49,777,847.22	49,587,430.56	49,773,950.00
1431864872	89119AQ50	THE TORONTO-DOMINION BANK	03/05/2025	4.490	50,000,000.00	49,607,125.00	49,444,986.11	49,600,600.00
1441040410	88602TQM8	THUNDER BAY FUNDING, LLC	03/21/2025	4.450	50,000,000.00	49,511,736.11	49,431,388.89	49,511,888.89
1445666983	88602TPR8	THUNDER BAY FUNDING, LLC	02/25/2025	4.430	50,000,000.00	49,661,597.22	49,630,833.33	49,644,600.00
1380183556	88602TNF6	THUNDER BAY FUNDING, LLC	01/15/2025	4.580	25,000,000.00	24,955,472.22	24,669,222.22	24,950,850.00
1430046492	88602TQ71	THUNDER BAY FUNDING, LLC	03/07/2025	4.520	50,000,000.00	49,591,944.45	49,416,166.67	49,582,100.00
1405971486	88602TP56	THUNDER BAY FUNDING, LLC	02/05/2025	4.560	50,000,000.00	49,778,333.33	49,436,333.33	49,769,650.00
1435030256	88602TQA4	THUNDER BAY FUNDING, LLC	03/10/2025	4.460	50,000,000.00	49,578,777.77	49,448,694.44	49,563,400.00
1404953655	88602TP31	THUNDER BAY FUNDING, LLC	02/03/2025	4.560	50,000,000.00	49,791,000.00	49,423,666.67	49,782,150.00
1389621193	88602TNM1	THUNDER BAY FUNDING, LLC	01/21/2025	4.650	50,000,000.00	49,870,833.33	49,380,000.00	49,864,400.00
1388880332	88602TNQ2	THUNDER BAY FUNDING, LLC	01/24/2025	4.640	50,000,000.00	49,851,777.78	49,368,444.44	49,845,350.00
1426900076	88602TQ30	THUNDER BAY FUNDING, LLC	03/03/2025	4.520	50,000,000.00	49,617,055.55	49,428,722.22	49,607,100.00
1380183561	88602TND1	THUNDER BAY FUNDING, LLC	01/13/2025	4.580	40,000,000.00	39,938,933.33	39,480,933.33	39,931,280.00
1432944393	88602TQA4	THUNDER BAY FUNDING, LLC	03/10/2025	4.460	50,000,000.00	49,578,777.78	49,436,305.56	49,563,400.00
1380183559	88602TNF6	THUNDER BAY FUNDING, LLC	01/15/2025	4.580	50,000,000.00	49,910,944.44	49,338,444.44	49,901,700.00
1370619228	88602TNN9	THUNDER BAY FUNDING, LLC	01/22/2025	4.560	50,000,000.00	49,867,000.00	49,252,666.67	49,858,050.00
1381175154	88602TNF6	THUNDER BAY FUNDING, LLC	01/15/2025	4.620	50,000,000.00	49,910,166.67	49,364,750.00	49,901,700.00
1405971481	88602TP56	THUNDER BAY FUNDING, LLC	02/05/2025	4.560	50,000,000.00	49,778,333.33	49,436,333.33	49,769,650.00
1384934158	88602TND1	THUNDER BAY FUNDING, LLC	01/13/2025	4.630				

LOS ANGELES COUNTY TREASURER
TREASURER PORTFOLIO COMPARED TO MARKET VALUE
FOR THE PERIOD: DECEMBER 1, 2024 TO DECEMBER 31, 2024
FUND: POOLED SURPLUS INVESTMENTS
ATTACHMENT X

Security ID	CUSIP	Description	Final Maturity	Face Rate	PAR	Amortized Cost	Historical Cost	Market Value
1445666991	88602TPR8	THUNDER BAY FUNDING, LLC	02/25/2025	4.430	50,000,000.00	49,661,597.22	49,630,833.33	49,644,600.00
1384934155	88602TND1	THUNDER BAY FUNDING, LLC	01/13/2025	4.630	50,000,000.00	49,922,833.33	49,421,250.00	49,914,100.00
1418733006	88602TPQ0	THUNDER BAY FUNDING, LLC	02/24/2025	4.550	50,000,000.00	49,658,750.00	49,424,930.56	50,000,000.00
1382119139	88602TN66	THUNDER BAY FUNDING, LLC	01/06/2025	4.630	50,000,000.00	49,967,847.22	49,414,819.44	49,957,400.00
1417860360	89233GR32	TOYOTA MOTOR CREDIT CORPORATION	04/03/2025	4.570	50,000,000.00	49,416,055.55	49,155,819.44	49,419,850.00
1346644419	89233GN77	TOYOTA MOTOR CREDIT CORPORATION	01/07/2025	4.960	50,000,000.00	49,958,666.67	49,076,888.89	49,951,600.00
1370619230	89233GPA8	TOYOTA MOTOR CREDIT CORPORATION	02/10/2025	4.500	50,000,000.00	49,750,000.00	49,150,000.00	49,741,000.00
1352826211	89233GN36	TOYOTA MOTOR CREDIT CORPORATION	01/03/2025	4.920	50,000,000.00	49,986,333.33	49,166,333.33	49,975,900.00
1435030259	89233GRG3	TOYOTA MOTOR CREDIT CORPORATION	04/16/2025	4.410	50,000,000.00	49,356,875.00	49,228,250.00	49,339,400.00
1435030242	89233GRH1	TOYOTA MOTOR CREDIT CORPORATION	04/17/2025	4.410	50,000,000.00	49,350,750.00	49,222,125.00	49,333,200.00
1435030255	89233GRG3	TOYOTA MOTOR CREDIT CORPORATION	04/16/2025	4.410	50,000,000.00	49,356,875.00	49,228,250.00	49,339,400.00
1346644422	89233GN77	TOYOTA MOTOR CREDIT CORPORATION	01/07/2025	4.960	50,000,000.00	49,958,666.67	49,076,888.89	49,951,600.00
1417860356	89233GR32	TOYOTA MOTOR CREDIT CORPORATION	04/03/2025	4.570	50,000,000.00	49,416,055.55	49,155,819.44	49,419,850.00
1352826217	89233GN36	TOYOTA MOTOR CREDIT CORPORATION	01/03/2025	4.920	50,000,000.00	49,986,333.33	49,166,333.33	49,975,900.00
1370619227	89233GPA8	TOYOTA MOTOR CREDIT CORPORATION	02/10/2025	4.500	50,000,000.00	49,750,000.00	49,150,000.00	49,741,000.00
1435030248	89233GRH1	TOYOTA MOTOR CREDIT CORPORATION	04/17/2025	4.410	50,000,000.00	49,350,750.00	49,222,125.00	49,333,200.00
1430048867	90477DNN2	UNILEVER CAPITAL CORPORATION	01/22/2025	4.570	50,000,000.00	49,866,708.34	49,701,680.56	49,860,900.00
1435815841	90477DNV4	UNILEVER CAPITAL CORPORATION	01/29/2025	4.550	48,000,000.00	47,830,133.33	47,708,800.00	47,825,184.00
1433711781	90477DNT9	UNILEVER CAPITAL CORPORATION	01/27/2025	4.570	50,000,000.00	49,834,972.22	49,695,333.33	49,830,250.00
1431869126	90477DNT9	UNILEVER CAPITAL CORPORATION	01/27/2025	4.570	50,000,000.00	49,834,972.22	49,695,333.33	49,830,250.00
1430048866	90477DNN2	UNILEVER CAPITAL CORPORATION	01/22/2025	4.570	50,000,000.00	49,866,708.34	49,701,680.56	49,860,900.00
1447492255	90477DNW2	UNILEVER CAPITAL CORPORATION	01/30/2025	4.330	50,000,000.00	49,825,597.22	49,813,569.44	49,811,850.00
1447492257	90477DNW2	UNILEVER CAPITAL CORPORATION	01/30/2025	4.330	50,000,000.00	49,825,597.22	49,813,569.44	49,811,850.00
CPD TOTAL					16,942,475,000.00	16,842,995,090.88	16,737,634,038.52	16,843,396,709.21
1052207560	LACCAL20230614	LAC-CAL BAN	06/30/2025	5.830	5,000,000.00	5,000,000.00	5,000,000.00	5,000,000.00
1215324857	LACCAL20240229	LAC-CAL BAN	06/30/2026	5.830	10,000,000.00	10,000,000.00	10,000,000.00	10,000,000.00
1441083733	LACCAL20241218	LAC-CAL BAN	06/30/2027	4.825	5,000,000.00	5,000,000.00	5,000,000.00	5,000,000.00
1318200749	LACCAL20240716	LAC-CAL BAN	06/30/2027	5.688	5,000,000.00	5,000,000.00	5,000,000.00	5,000,000.00
LACCALBANS TOTAL					25,000,000.00	25,000,000.00	25,000,000.00	25,000,000.00
1307818801	SHRODE20240702	SHRODE AVE	09/02/2044	4.750	282,408.02	282,408.02	282,408.02	282,408.02
LA COUNTY REFUNDING BDN TOTAL					282,408.02	282,408.02	282,408.02	282,408.02
CA MUNI BDN TOTAL					25,282,408.02	25,282,408.02	25,282,408.02	25,282,408.02
1449506073	912797MW4	UNITED STATES TREASURY	01/07/2025	4.050	31,991,000.00	31,969,406.08	31,965,807.09	31,965,686.48
1393456852	912797NF0	UNITED STATES TREASURY	02/04/2025	4.450	50,000,000.00	49,789,861.11	49,351,041.67	49,801,798.00
1382826480	912797MW4	UNITED STATES TREASURY	01/07/2025	4.495	50,000,000.00	49,962,541.67	49,431,881.94	49,960,436.50
1430045076	912797MM6	UNITED STATES TREASURY	03/06/2025	4.314	30,873,000.00	30,636,224.67	30,532,635.47	30,644,778.14
1434168070	912797NT0	UNITED STATES TREASURY	04/01/2025	4.260	50,000,000.00	49,467,500.00	49,337,333.33	49,487,509.00
1417163610	912797NJ2	UNITED STATES TREASURY	02/25/2025	4.362	50,000,000.00	49,666,791.66	49,406,283.33	49,681,400.00
1435030247	912797NQ6	UNITED STATES TREASURY	03/11/2025	4.232	50,000,000.00	49,594,433.33	49,471,000.00	49,604,382.00
1432940632	912797NS2	UNITED STATES TREASURY	03/25/2025	4.270	50,000,000.00	49,507,763.89	49,371,361.11	49,525,080.00
1397753141	912797MJ3	UNITED STATES TREASURY	02/06/2025	4.472	50,000,000.00	49,776,375.00	49,372,607.64	49,789,022.50
1445666981	912797PA9	UNITED STATES TREASURY	04/22/2025	4.200	50,000,000.00	49,352,500.00	49,317,500.00	49,365,566.50
1392035374	912797JR9	UNITED STATES TREASURY	01/23/2025	4.463	50,000,000.00	49,863,630.56	49,417,330.56	49,865,050.00
1431864860	912797NS2	UNITED STATES TREASURY	03/25/2025	4.260	50,000,000.00	49,508,916.66	49,355,083.33	49,525,080.00
1412372621	912797NK9	UNITED STATES TREASURY	03/04/2025	4.370	50,000,000.00	49,623,694.45	49,326,291.67	49,633,900.00
1430045074	912797MT1	UNITED STATES TREASURY	03/13/2025	4.305	50,000,000.00	49,575,479.17	49,408,062.50	49,593,124.50
1395208190	912797MY0	UNITED STATES TREASURY	01/21/2025	4.475	47,283,000.00	47,165,449.21	46,759,898.98	47,165,832.73
1412372623	912797NK9	UNITED STATES TREASURY	03/04/2025	4.370	50,000,000.00	49,623,694.45	49,326,291.67	49,633,900.00
1414280950	912797KA4	UNITED STATES TREASURY	02/20/2025	4.380	50,000,000.00	49,695,833.34	49,409,916.67	49,711,453.50
1431864862	912797MT1	UNITED STATES TREASURY	03/13/2025	4.260	50,000,000.00	49,579,916.66	49,426,083.33	49,593,124.50
1447478258	912797KS5	UNITED STATES TREASURY	04/17/2025	4.145	50,000,000.00	49,389,763.89	49,360,979.17	49,397,240.50
1382826493	912797LR6	UNITED STATES TREASURY	01/02/2025	4.525	50,000,000.00	49,993,715.28	49,459,513.89	49,988,650.00
1441039046	912797KJ5	UNITED STATES TREASURY	03/20/2025	4.220	50,000,000.00	49,542,833.34	49,460,777.78	49,553,744.50
1373351802	912797LR6	UNITED STATES TREASURY	01/02/2025	4.400	50,000,000.00	49,993,888.89	49,407,222.22	49,988,650.00
1392035376	912797JR9	UNITED STATES TREASURY	01/23/2025	4.463	50,000,000.00	49,863,630.56	49,417,330.56	49,865,050.00
1405971482	912797MJ3	UNITED STATES TREASURY	02/06/2025	4.410	50,000,000.00	49,779,500.00	49,430,375.00	49,789,022.50
1438123158	912797MT1	UNITED STATES TREASURY	03/13/2025	4.215	50,000,000.00	49,584,354.17	49,490,687.50	49,593,124.50
1447478256	912797KS5	UNITED STATES TREASURY	04/17/2025	4.145	50,000,000.00	49,389,763.89	49,360,979.17	49,397,240.50
1408781481	912797MK0	UNITED STATES TREASURY	02/13/2025	4.369	23,846,000.00	23,721,558.99	23,565,284.23	23,725,696.69
1431864836	912797NS2	UNITED STATES TREASURY	03/25/2025	4.260	50,000,000.00	49,508,916.66	49,355,083.33	49,525,080.00
1399641504	912797LZ8	UNITED STATES TREASURY	01/30/2025	4.450	50,000,000.00	49,820,763.89	49,425,208.33	49,828,271.50
1382110887	912797LR6	UNITED STATES TREASURY	01/02/2025	4.526	50,000,000.00	49,993,713.89	49,453,108.33	49,988,650.00
1435030243	912797NQ6	UNITED STATES TREASURY	03/11/2025	4.232	50,000,000.00	49,594,433.33	49,471,000.00	49,604,382.00
1401399097	912797LZ8	UNITED STATES TREASURY	01/30/2025	4.440	50,000,000.00	49,821,166.67	49,438,833.33	49,828,271.50
1399641491	912797LZ8	UNITED STATES TREASURY	01/30/2025	4.450	50,000,000.00	49,820,763.89	49,425,208.33	49,828,271.50
1432940638	912797NR4	UNITED STATES TREASURY	03/18/2025	4.265	24,009,000.00	23,792,825.63	23,727,404.44	23,800,851.33
1431864866	912797MM6	UNITED STATES TREASURY	03/06/2025	4.300	50,000,000.00	49,617,777.78	49,462,500.00	49,630,386.00
1379063895	912797LY1	UNITED STATES TREASURY	01/16/2025	4.425	50,000,000.00	49,907,812.50	49,348,541.67	49,905,950.00
1440021930	912797KJ5	UNITED STATES TREASURY	03/20/2025	4.175	37,614,000.00	37,273,750.03	37,208,317.34	37,278,290.91
1434168072	912797NT0	UNITED STATES TREASURY	04/01/2025	4.260	50,000,000.00	49,467,500.00	49,337,333.33	49,487,509.00
1434168059	912797NT0	UNITED STATES TREASURY	04/01/2025	4.260	50,000,000.00	49,467,500.00	49,337,333.33	49,487,509.00
1416240365	912797MK0	UNITED STATES TREASURY	02/13/2025	4.395	50,000,000.00	49,737,520.83	49,468,937.50	49,747,749.50
1432940651	912797NT0	UNITED STATES TREASURY	04/01/2025	4.250	50,000,000.00	49,468,750.00	49,332,986.11	49,487,509.00
1412372619	912797NK9	UNITED STATES TREASURY	03/04/2025	4.370	50,000,000.00	49,623,694.45	49,326,291.67	49,633,900.00
1435030241	912797NQ6	UNITED STATES TREASURY	03/11/2025	4.232	50,000,000.00	49,594,433.33	49,471,000.00	49,604,382.00
1447478253	912797PA9	UNITED STATES TREASURY	04/22/2025	4.180	50,000,000.00	49,355,583.34	49,326,555.56	49,365,566.50
1419307835	912797NJ2	UNITED STATES TREASURY	02/25/2025	4.350	50,000,000.00	49,667,708.34	49,426,041.67	49,681,400.00
1383459831	912797LX3	UNITED STATES TREASURY	01/09/2025	4.500	50,000,000.00	49,950,000.00	49,425,000.00	49,948,599.00
1434168049	912797NT0	UNITED STATES TREASURY	04/01/2025	4.255	50,000,000.00	49,468,125.00	49,338,111.11	49,487,509.00
1435030240	912797NQ6	UNITED STATES TREASURY	03/11/2025	4.232	50,000,000.00	49,594,433.33	49,471,000.00	49,604,382.00
1417163617	912797NQ6	UNITED STATES TREASURY	03/11/2025	4.350	50,000,000.00	49,583,125.00	49,323,333.33	49,604,382.00
1374462686	912797MX2	UNITED STATES TREASURY	01/14/2025	4.416	50,000,000.00	49,920,266.67	49,349,866.67	49,919,973.00
1426900074	912797MT1	UNITED STATES TREASURY	03/13/2025	4.345	50,000,000.00	49,571,534.73	49,390,493.06	49,593,124.50
1373351797	912797LR6	UNITED STATES TREASURY	01/02/2025	4.400	50,000,000.00	49,993,888.89	49,407,222.22	49,988,650.00
1431864867	912797LY1	UNITED STATES TREASURY	01/16/2025	4.310	50,000,000.00	49,910,208.33	49,754,569.44	49,905,950.00
1392035381	912797LY1	UNITED STATES TREASURY	01/16/2025	4.513	50,000,000.00	49,905,989.58	49,454,739.58	49,905,950.00

LOS ANGELES COUNTY TREASURER
TREASURER PORTFOLIO COMPARED TO MARKET VALUE
FOR THE PERIOD: DECEMBER 1, 2024 TO DECEMBER 31, 2024
FUND: POOLED SURPLUS INVESTMENTS
ATTACHMENT X

Security ID	CUSIP	Description	Final Maturity	Face Rate	PAR	Amortized Cost	Historical Cost	Market Value
1406805250	912797LZ8	UNITED STATES TREASURY	01/30/2025	4.390	50,000,000.00	49,823,180.56	49,481,736.11	49,828,271.50
1430927495	912797MM6	UNITED STATES TREASURY	03/06/2025	4.310	21,679,000.00	21,512,890.69	21,442,813.32	21,518,742.76
1379063898	912797LY1	UNITED STATES TREASURY	01/16/2025	4.425	50,000,000.00	49,907,812.50	49,348,541.67	49,905,950.00
1431864869	912797LY1	UNITED STATES TREASURY	01/16/2025	4.310	50,000,000.00	49,910,208.33	49,754,569.44	49,905,950.00
1445666977	912797PA9	UNITED STATES TREASURY	04/22/2025	4.200	50,000,000.00	49,352,500.00	49,317,500.00	49,365,566.50
1405971490	912797MJ3	UNITED STATES TREASURY	02/06/2025	4.410	50,000,000.00	49,779,500.00	49,430,375.00	49,789,022.50
1447478251	912797ND5	UNITED STATES TREASURY	05/01/2025	4.130	50,000,000.00	49,311,666.67	49,282,986.11	49,320,505.50
1431864854	912797MM6	UNITED STATES TREASURY	03/06/2025	4.300	50,000,000.00	49,617,777.78	49,462,500.00	49,630,386.00
1395944669	912797JR9	UNITED STATES TREASURY	01/23/2025	4.475	50,000,000.00	49,863,263.89	49,440,625.00	49,865,050.00
1406805252	912797LZ8	UNITED STATES TREASURY	01/30/2025	4.390	50,000,000.00	49,823,180.56	49,481,736.11	49,828,271.50
1393456846	912797LZ8	UNITED STATES TREASURY	01/30/2025	4.475	50,000,000.00	49,819,756.94	49,378,472.22	49,828,271.50
1382826485	912797LX3	UNITED STATES TREASURY	01/09/2025	4.490	50,000,000.00	49,950,111.11	49,420,041.67	49,948,599.00
1432940640	912797NT0	UNITED STATES TREASURY	04/01/2025	4.250	50,000,000.00	49,468,750.00	49,332,986.11	49,487,509.00
1373351795	912797LR6	UNITED STATES TREASURY	01/02/2025	4.400	50,000,000.00	49,993,888.89	49,407,222.22	49,988,650.00
1447478264	912797PA9	UNITED STATES TREASURY	04/22/2025	4.180	50,000,000.00	49,355,583.34	49,326,555.56	49,365,566.50
1389592068	912797LY1	UNITED STATES TREASURY	01/16/2025	4.520	50,000,000.00	49,905,833.33	49,428,722.22	49,905,950.00
1431864871	912797MM6	UNITED STATES TREASURY	03/06/2025	4.300	50,000,000.00	49,617,777.78	49,462,500.00	49,630,386.00
1434168053	912797NT0	UNITED STATES TREASURY	04/01/2025	4.255	50,000,000.00	49,468,125.00	49,338,111.11	49,487,509.00
1435030251	912797NR4	UNITED STATES TREASURY	03/18/2025	4.210	50,000,000.00	49,555,611.11	49,432,819.44	49,566,519.50
1411469733	912797MJ3	UNITED STATES TREASURY	02/06/2025	4.417	50,000,000.00	49,779,150.00	49,472,413.89	49,789,022.50
1445666979	912797NZ6	UNITED STATES TREASURY	04/15/2025	4.200	50,000,000.00	49,393,333.33	49,358,333.33	49,406,365.00
1420217845	912797NR4	UNITED STATES TREASURY	03/18/2025	4.380	50,000,000.00	49,537,666.66	49,312,583.33	49,566,519.50
1388880341	912797LR6	UNITED STATES TREASURY	01/02/2025	4.500	50,000,000.00	49,993,750.00	49,512,500.00	49,988,650.00
1417860359	912797NR4	UNITED STATES TREASURY	03/18/2025	4.380	50,000,000.00	49,537,666.67	49,282,166.67	49,566,519.50
1440021934	912797KJ5	UNITED STATES TREASURY	03/20/2025	4.175	50,000,000.00	49,547,708.34	49,460,729.17	49,553,744.50
1431864884	912797NJ2	UNITED STATES TREASURY	02/25/2025	4.265	50,000,000.00	49,674,201.39	49,520,187.50	49,681,400.00
1432940642	912797NR4	UNITED STATES TREASURY	03/18/2025	4.265	50,000,000.00	49,549,805.56	49,413,562.50	49,566,519.50
1382826483	912797MX2	UNITED STATES TREASURY	01/14/2025	4.460	50,000,000.00	49,919,472.22	49,392,944.44	49,919,973.00
1374462682	912797MW4	UNITED STATES TREASURY	01/07/2025	4.422	50,000,000.00	49,963,150.00	49,391,975.00	49,960,436.50
1370619226	912797MY0	UNITED STATES TREASURY	01/21/2025	4.430	50,000,000.00	49,876,944.44	49,280,125.00	49,876,100.00
1418714997	912797NQ6	UNITED STATES TREASURY	03/11/2025	4.371	50,000,000.00	49,581,112.50	49,332,208.33	49,604,382.00
1382826496	912797MX2	UNITED STATES TREASURY	01/14/2025	4.460	50,000,000.00	49,919,472.22	49,392,944.44	49,919,973.00
1412372613	912797MK0	UNITED STATES TREASURY	02/13/2025	4.380	50,000,000.00	49,738,416.67	49,440,333.33	49,747,749.50
1416240358	912797NK9	UNITED STATES TREASURY	03/04/2025	4.360	50,000,000.00	49,624,555.55	49,358,111.11	49,633,900.00
1382826481	912797MW4	UNITED STATES TREASURY	01/07/2025	4.495	50,000,000.00	49,962,541.67	49,431,881.94	49,960,436.50
1447478247	912797ND5	UNITED STATES TREASURY	05/01/2025	4.130	50,000,000.00	49,311,666.67	49,282,986.11	49,320,505.50
1390502366	912797LY1	UNITED STATES TREASURY	01/16/2025	4.500	50,000,000.00	49,906,250.00	49,437,500.00	49,905,950.00
1431864858	912797NS2	UNITED STATES TREASURY	03/25/2025	4.260	50,000,000.00	49,508,916.66	49,355,083.33	49,525,080.00
1426900072	912797MT1	UNITED STATES TREASURY	03/13/2025	4.365	50,000,000.00	49,569,562.50	49,387,687.50	49,593,124.50
1395944665	912797NF0	UNITED STATES TREASURY	02/04/2025	4.472	50,000,000.00	49,788,845.83	49,366,537.50	49,801,798.00
1388880324	912797LR6	UNITED STATES TREASURY	01/02/2025	4.500	50,000,000.00	49,993,750.00	49,512,500.00	49,988,650.00
1382826494	912797LR6	UNITED STATES TREASURY	01/02/2025	4.525	50,000,000.00	49,993,715.28	49,459,513.89	49,988,650.00
1444194167	912797NZ6	UNITED STATES TREASURY	04/15/2025	4.180	50,000,000.00	49,396,222.22	49,343,972.22	49,406,365.00
1447478246	912797MU8	UNITED STATES TREASURY	03/27/2025	4.190	50,000,000.00	49,505,347.22	49,476,250.00	49,500,400.00
1399641486	912797MZ7	UNITED STATES TREASURY	01/28/2025	4.450	50,000,000.00	49,833,125.00	49,437,569.44	49,840,817.50
1383459824	912797LX3	UNITED STATES TREASURY	01/09/2025	4.500	50,000,000.00	49,950,000.00	49,425,000.00	49,948,599.00
1372483903	912797LX3	UNITED STATES TREASURY	01/09/2025	4.420	50,000,000.00	49,950,888.89	49,355,416.67	49,948,599.00
1423101206	912797NQ6	UNITED STATES TREASURY	03/11/2025	4.380	50,000,000.00	49,580,250.00	49,361,250.00	49,604,382.00
1381175160	912797LR6	UNITED STATES TREASURY	01/02/2025	4.485	50,000,000.00	49,993,770.83	49,439,375.00	49,988,650.00
1380183557	912797LR6	UNITED STATES TREASURY	01/02/2025	4.460	50,000,000.00	49,993,805.56	49,436,305.56	49,988,650.00
1400330570	912797MJ3	UNITED STATES TREASURY	02/06/2025	4.430	50,000,000.00	49,778,500.00	49,390,875.00	49,789,022.50
1399641473	912797JR9	UNITED STATES TREASURY	01/23/2025	4.462	50,000,000.00	49,863,661.11	49,467,038.89	49,865,050.00
1447478259	912797PA9	UNITED STATES TREASURY	04/22/2025	4.180	50,000,000.00	49,355,583.34	49,326,555.56	49,365,566.50
1448405762	912797PA9	UNITED STATES TREASURY	04/22/2025	4.140	50,000,000.00	49,361,750.00	49,350,250.00	49,365,566.50
1399641501	912797NG8	UNITED STATES TREASURY	02/11/2025	4.460	50,000,000.00	49,746,027.78	49,349,583.33	49,753,750.00
1434168071	912797NT0	UNITED STATES TREASURY	04/01/2025	4.260	50,000,000.00	49,467,500.00	49,337,333.33	49,487,509.00
1411469728	912797LX3	UNITED STATES TREASURY	01/09/2025	4.430	28,193,000.00	28,165,245.56	27,991,780.29	28,164,017.03
1423992654	912797LZ8	UNITED STATES TREASURY	01/30/2025	4.400	50,000,000.00	49,822,777.78	49,608,888.89	49,828,271.50
1390502363	912797LY1	UNITED STATES TREASURY	01/16/2025	4.500	50,000,000.00	49,906,250.00	49,437,500.00	49,905,950.00
1432940648	912797NS2	UNITED STATES TREASURY	03/25/2025	4.270	50,000,000.00	49,507,763.89	49,371,361.11	49,525,080.00
1372483916	912797LX3	UNITED STATES TREASURY	01/09/2025	4.420	50,000,000.00	49,950,888.89	49,355,416.67	49,948,599.00
1412372622	912797NK9	UNITED STATES TREASURY	03/04/2025	4.370	50,000,000.00	49,623,694.45	49,326,291.67	49,633,900.00
1395944662	912797NF0	UNITED STATES TREASURY	02/04/2025	4.472	50,000,000.00	49,788,845.83	49,366,537.50	49,801,798.00
1418714999	912797MM6	UNITED STATES TREASURY	03/06/2025	4.340	50,000,000.00	49,614,222.22	49,367,083.33	49,630,386.00
1382826492	912797LR6	UNITED STATES TREASURY	01/02/2025	4.525	50,000,000.00	49,993,715.28	49,459,513.89	49,988,650.00
1449506070	912797PB7	UNITED STATES TREASURY	04/29/2025	4.140	50,000,000.00	49,321,500.00	49,315,750.00	49,308,500.00
1434168060	912797NT0	UNITED STATES TREASURY	04/01/2025	4.255	50,000,000.00	49,468,125.00	49,338,111.11	49,487,509.00
1431864878	912797MM6	UNITED STATES TREASURY	03/06/2025	4.300	50,000,000.00	49,617,777.78	49,462,500.00	49,630,386.00
1435030244	912797NR4	UNITED STATES TREASURY	03/18/2025	4.210	50,000,000.00	49,555,611.11	49,432,819.44	49,566,519.50
1445666986	912797KJ5	UNITED STATES TREASURY	03/20/2025	4.205	33,277,000.00	32,973,818.80	32,950,497.17	32,979,999.11
1382110888	912797LR6	UNITED STATES TREASURY	01/02/2025	4.526	22,117,000.00	22,114,219.40	21,875,087.94	22,111,979.44
1374462690	912797MW4	UNITED STATES TREASURY	01/07/2025	4.422	50,000,000.00	49,963,150.00	49,391,975.00	49,960,436.50
1399641490	912797MZ7	UNITED STATES TREASURY	01/28/2025	4.450	50,000,000.00	49,833,125.00	49,437,569.44	49,840,817.50
1447478242	912797MU8	UNITED STATES TREASURY	03/27/2025	4.190	50,000,000.00	49,505,347.22	49,476,250.00	49,500,400.00
1401399096	912797LZ8	UNITED STATES TREASURY	01/30/2025	4.440	50,000,000.00	49,821,166.67	49,438,833.33	49,828,271.50
1420217838	912797NR4	UNITED STATES TREASURY	03/18/2025	4.380	50,000,000.00	49,537,666.66	49,312,583.33	49,566,519.50
1395944671	912797JR9	UNITED STATES TREASURY	01/23/2025	4.475	50,000,000.00	49,863,263.89	49,440,625.00	49,865,050.00
1438123157	912797MT1	UNITED STATES TREASURY	03/13/2025	4.215	50,000,000.00	49,584,354.17	49,490,687.50	49,593,124.50
1431864863	912797NS2	UNITED STATES TREASURY	03/25/2025	4.270	50,000,000.00	49,507,763.89	49,353,569.44	49,525,080.00
1399641477	912797JR9	UNITED STATES TREASURY	01/23/2025	4.462	50,000,000.00	49,863,661.11	49,467,038.89	49,865,050.00
1447478255	912797PA9	UNITED STATES TREASURY	04/22/2025	4.180	50,000,000.00	49,355,583.34	49,326,555.56	49,365,566.50
1399641505	912797MZ7	UNITED STATES TREASURY	01/28/2025	4.450	50,000,000.00	49,833,125.00	49,437,569.44	49,840,817.50
1419307840	912797NJ2	UNITED STATES TREASURY	02/25/2025	4.350	50,000,000.00	49,667,708.34	49,426,041.67	49,681,400.00
1413030638	912797KA4	UNITED STATES TREASURY	02/20/2025	4.350	50,000,000.00	49,697,916.67	49,407,916.67	49,711,453.50
1416240364	912797MK0	UNITED STATES TREASURY	02/13/2025	4.395	50,000,000.00	49,737,520.83	49,468,937.50	49,747,749.50
1393456857	912797NF0	UNITED STATES TREASURY	02/04/2025	4.450	50,000,000.00	49,789,861.11	49,351,041.67	49,801,798.00
1374462692	912797MX2	UNITED STATES TREASURY	01/14/2025	4.416	50,000,000.00	49,920,266.67	49,349,866.67	49,919,973

LOS ANGELES COUNTY TREASURER
TREASURER PORTFOLIO COMPARED TO MARKET VALUE
FOR THE PERIOD: DECEMBER 1, 2024 TO DECEMBER 31, 2024
FUND: POOLED SURPLUS INVESTMENTS
ATTACHMENT X

Security ID	CUSIP	Description	Final Maturity	Face Rate	PAR	Amortized Cost	Historical Cost	Market Value
1449506074	912797PB7	UNITED STATES TREASURY	04/29/2025	1.440	50,000,000.00	49,321,500.00	49,315,750.00	49,308,500.00
1423992643	912797LZ8	UNITED STATES TREASURY	01/30/2025	4.400	31,536,000.00	31,424,222.40	31,289,318.40	31,427,687.40
1431864865	912797NS2	UNITED STATES TREASURY	03/25/2025	4.270	40,222,000.00	39,826,025.58	39,701,985.40	39,839,955.36
1441039040	912797KJ5	UNITED STATES TREASURY	03/20/2025	4.220	50,000,000.00	49,542,833.34	49,460,777.78	49,553,744.50
1444194160	912797NZ6	UNITED STATES TREASURY	04/15/2025	4.180	50,000,000.00	49,396,222.22	49,343,972.22	49,406,365.00
1399641493	912797LZ8	UNITED STATES TREASURY	01/30/2025	4.450	50,000,000.00	49,820,763.89	49,425,208.33	49,828,271.50
1426900073	912797MT1	UNITED STATES TREASURY	03/13/2025	4.345	20,583,000.00	20,406,817.98	20,332,090.37	20,415,505.63
1373351796	912797LR6	UNITED STATES TREASURY	01/02/2025	4.400	50,000,000.00	49,993,888.89	49,407,222.22	49,988,650.00
1395208196	912797MY0	UNITED STATES TREASURY	01/21/2025	4.475	50,000,000.00	49,875,694.44	49,446,840.28	49,876,100.00
1408781471	912797MK0	UNITED STATES TREASURY	02/13/2025	4.369	50,000,000.00	49,739,073.61	49,411,398.61	49,747,749.50
1399641480	912797NG8	UNITED STATES TREASURY	02/11/2025	4.460	50,000,000.00	49,746,027.78	49,349,583.33	49,753,750.00
1447478252	912797MU8	UNITED STATES TREASURY	03/27/2025	4.190	50,000,000.00	49,505,347.22	49,476,250.00	49,500,400.00
1420217842	912797NR4	UNITED STATES TREASURY	03/18/2025	4.380	50,000,000.00	49,537,666.66	49,312,583.33	49,566,519.50
1414280954	912797KA4	UNITED STATES TREASURY	02/20/2025	4.380	50,000,000.00	49,695,833.34	49,409,916.67	49,711,453.50
1423101201	912797MM6	UNITED STATES TREASURY	03/06/2025	4.370	50,000,000.00	49,611,555.56	49,393,055.56	49,630,386.00
1399641495	912797NF0	UNITED STATES TREASURY	02/04/2025	4.455	50,000,000.00	49,789,625.00	49,393,625.00	49,801,798.00
1431864883	912797NJ2	UNITED STATES TREASURY	02/25/2025	4.265	50,000,000.00	49,674,201.39	49,520,187.50	49,681,400.00
1431864855	912797MT1	UNITED STATES TREASURY	03/13/2025	4.260	50,000,000.00	49,579,916.66	49,426,083.33	49,593,124.50
1382826486	912797LX3	UNITED STATES TREASURY	01/09/2025	4.490	50,000,000.00	49,950,111.11	49,420,041.67	49,948,599.00
1432940641	912797NT0	UNITED STATES TREASURY	04/01/2025	4.250	50,000,000.00	49,468,750.00	49,332,986.11	49,487,509.00
1448405757	912797PA9	UNITED STATES TREASURY	04/22/2025	4.140	50,000,000.00	49,361,750.00	49,350,250.00	49,365,566.50
1431864868	912797LY1	UNITED STATES TREASURY	01/16/2025	4.310	50,000,000.00	49,910,208.33	49,754,569.44	49,905,950.00
1431864840	912797NS2	UNITED STATES TREASURY	03/25/2025	4.260	50,000,000.00	49,508,916.66	49,355,083.33	49,525,080.00
1417163618	912797NJ2	UNITED STATES TREASURY	02/25/2025	4.362	50,000,000.00	49,666,791.66	49,406,283.33	49,681,400.00
1400330576	912797MJ3	UNITED STATES TREASURY	02/06/2025	4.430	50,000,000.00	49,778,500.00	49,390,875.00	49,789,022.50
1399641482	912797NG8	UNITED STATES TREASURY	02/11/2025	4.460	50,000,000.00	49,746,027.78	49,349,583.33	49,753,750.00
1394331777	912797JR9	UNITED STATES TREASURY	01/23/2025	4.500	32,710,000.00	32,620,047.50	32,333,835.00	32,621,715.71
1417860354	912797NR4	UNITED STATES TREASURY	03/18/2025	4.380	50,000,000.00	49,537,666.67	49,282,166.67	49,566,519.50
1447478250	912797MU8	UNITED STATES TREASURY	03/27/2025	4.190	50,000,000.00	49,505,347.22	49,476,250.00	49,500,400.00
1417163607	912797NQ6	UNITED STATES TREASURY	03/11/2025	4.350	50,000,000.00	49,583,125.00	49,323,333.33	49,604,382.00
1416240359	912797NK9	UNITED STATES TREASURY	03/04/2025	4.360	50,000,000.00	49,624,555.55	49,358,111.11	49,633,900.00
1442823084	912797NZ6	UNITED STATES TREASURY	04/15/2025	4.195	50,000,000.00	49,394,055.56	49,324,138.89	49,406,365.00
1423101203	912797MM6	UNITED STATES TREASURY	03/06/2025	4.370	50,000,000.00	49,611,555.56	49,393,055.56	49,630,386.00
1401399103	912797MY0	UNITED STATES TREASURY	01/12/2025	4.438	28,697,000.00	28,626,245.95	28,406,908.40	28,625,888.83
1370619225	912797MY0	UNITED STATES TREASURY	01/12/2025	4.430	50,000,000.00	49,876,944.44	49,280,125.00	49,876,100.00
1399641497	912797MZ7	UNITED STATES TREASURY	01/28/2025	4.450	50,000,000.00	49,833,125.00	49,437,569.44	49,840,817.50
1392035378	912797LY1	UNITED STATES TREASURY	01/16/2025	4.513	50,000,000.00	49,905,989.58	49,454,739.58	49,905,950.00
1431864870	912797LY1	UNITED STATES TREASURY	01/16/2025	4.310	50,000,000.00	49,910,208.33	49,754,569.44	49,905,950.00
1393456862	912797LZ8	UNITED STATES TREASURY	01/30/2025	4.475	50,000,000.00	49,819,756.94	49,378,472.22	49,828,271.50
1426900071	912797MT1	UNITED STATES TREASURY	03/13/2025	4.365	50,000,000.00	49,569,562.50	49,387,687.50	49,593,124.50
1444891768	912797PA9	UNITED STATES TREASURY	04/22/2025	4.220	50,000,000.00	49,349,416.67	49,302,527.78	49,365,566.50
1413030630	912797KA4	UNITED STATES TREASURY	02/20/2025	4.350	50,000,000.00	49,697,916.67	49,407,916.67	49,711,453.50
1389592067	912797LY1	UNITED STATES TREASURY	01/16/2025	4.520	32,017,000.00	31,956,701.32	31,651,187.99	31,956,776.02
1399641484	912797LZ8	UNITED STATES TREASURY	01/30/2025	4.450	50,000,000.00	49,820,763.89	49,425,208.33	49,828,271.50
1418714994	912797MM6	UNITED STATES TREASURY	03/06/2025	4.340	50,000,000.00	49,614,222.22	49,367,083.33	49,630,386.00
1381175155	912797LR6	UNITED STATES TREASURY	01/02/2025	4.485	50,000,000.00	49,993,770.83	49,439,375.00	49,988,650.00
1445666980	912797NZ6	UNITED STATES TREASURY	04/15/2025	4.200	50,000,000.00	49,393,333.33	49,358,333.33	49,406,365.00
1432940645	912797NT0	UNITED STATES TREASURY	04/01/2025	4.250	50,000,000.00	49,468,750.00	49,332,986.11	49,487,509.00
1430927505	912797MM6	UNITED STATES TREASURY	03/06/2025	4.310	50,000,000.00	49,616,888.89	49,455,263.89	49,630,386.00
1394331775	912797JR9	UNITED STATES TREASURY	01/23/2025	4.500	50,000,000.00	49,862,500.00	49,425,000.00	49,865,050.00
1397753135	912797MJ3	UNITED STATES TREASURY	02/06/2025	4.472	50,000,000.00	49,776,375.00	49,372,607.64	49,789,022.50
1399641499	912797NG8	UNITED STATES TREASURY	02/11/2025	4.460	50,000,000.00	49,746,027.78	49,349,583.33	49,753,750.00
1430045077	912797MT1	UNITED STATES TREASURY	03/13/2025	4.305	50,000,000.00	49,575,479.17	49,408,062.50	49,593,124.50
1431864887	912797MM6	UNITED STATES TREASURY	03/06/2025	4.300	50,000,000.00	49,617,777.78	49,462,500.00	49,630,386.00
1382826495	912797LR6	UNITED STATES TREASURY	01/02/2025	4.525	50,000,000.00	49,993,715.28	49,459,513.89	49,988,650.00
1418714996	912797NQ6	UNITED STATES TREASURY	03/11/2025	4.371	50,000,000.00	49,581,112.50	49,332,208.33	49,604,382.00
1444891770	912797PA9	UNITED STATES TREASURY	04/22/2025	4.220	50,000,000.00	49,349,416.67	49,302,527.78	49,365,566.50
1423101205	912797NQ6	UNITED STATES TREASURY	03/11/2025	4.380	50,000,000.00	49,580,250.00	49,361,250.00	49,604,382.00
1411469732	912797MJ3	UNITED STATES TREASURY	02/06/2025	4.417	50,000,000.00	49,779,150.00	49,472,413.89	49,789,022.50
US T-BILL GOVERNMENT TOTAL					9,836,647,000.00	9,775,388,001.14	9,720,300,444.81	9,777,064,498.09
821809322	91282CAY7	UNITED STATES TREASURY	11/30/2027	0.625	50,000,000.00	49,973,781.58	49,937,500.00	45,062,500.00
821809135	91282CAY7	UNITED STATES TREASURY	11/30/2027	0.625	50,000,000.00	49,980,474.89	49,953,125.00	45,062,500.00
821809634	91282CBT7	UNITED STATES TREASURY	03/31/2026	0.750	50,000,000.00	49,941,596.49	49,766,000.00	47,894,531.50
821809139	91282CAY7	UNITED STATES TREASURY	11/30/2027	0.625	50,000,000.00	49,928,407.85	49,828,125.00	45,062,500.00
821808956	91282CCF6	UNITED STATES TREASURY	05/31/2026	0.750	50,000,000.00	49,920,736.87	49,722,656.00	47,632,812.50
821809318	91282CAY7	UNITED STATES TREASURY	11/30/2027	0.625	50,000,000.00	49,973,925.62	49,937,500.00	45,062,500.00
821809866	91282CBT7	UNITED STATES TREASURY	03/31/2026	0.750	50,000,000.00	49,912,792.09	49,650,400.00	47,894,531.50
821809333	91282CBT7	UNITED STATES TREASURY	03/31/2026	0.750	50,000,000.00	49,912,792.09	49,650,400.00	47,894,531.50
821809152	91282CAY7	UNITED STATES TREASURY	11/30/2027	0.625	50,000,000.00	49,964,161.82	49,914,062.50	45,062,500.00
821809628	91282CBT7	UNITED STATES TREASURY	03/31/2026	0.750	50,000,000.00	49,941,596.49	49,766,000.00	47,894,531.50
821810710	91282CAV3	UNITED STATES TREASURY	11/15/2030	0.875	50,000,000.00	50,000,000.00	50,000,000.00	40,914,063.00
821809320	91282CAY7	UNITED STATES TREASURY	11/30/2027	0.625	50,000,000.00	49,973,925.62	49,937,500.00	45,062,500.00
821809208	91282CCF6	UNITED STATES TREASURY	05/31/2026	0.750	50,000,000.00	49,920,736.87	49,722,656.00	47,632,812.50
821809615	91282CCF6	UNITED STATES TREASURY	05/31/2026	0.750	50,000,000.00	49,920,736.87	49,722,656.00	47,632,812.50
821809137	91282CAY7	UNITED STATES TREASURY	11/30/2027	0.625	50,000,000.00	49,980,474.89	49,953,125.00	45,062,500.00
821809314	91282CAY7	UNITED STATES TREASURY	11/30/2027	0.625	50,000,000.00	49,964,161.82	49,914,062.50	45,062,500.00
821809570	91282CBT7	UNITED STATES TREASURY	03/31/2026	0.750	50,000,000.00	49,917,169.95	49,667,950.00	47,894,531.50
821809316	91282CAY7	UNITED STATES TREASURY	11/30/2027	0.625	50,000,000.00	49,964,161.82	49,914,062.50	45,062,500.00
821809609	91282CBW0	UNITED STATES TREASURY	04/30/2026	0.750	50,000,000.00	49,961,140.65	49,855,000.00	47,765,625.00
821809226	91282CCF6	UNITED STATES TREASURY	05/31/2026	0.750	50,000,000.00	49,920,736.87	49,722,656.00	47,632,812.50
821809146	91282CAY7	UNITED STATES TREASURY	11/30/2027	0.625	50,000,000.00	49,928,407.85	49,828,125.00	45,062,500.00
821809663	91282CBT7	UNITED STATES TREASURY	03/31/2026	0.750	50,000,000.00	49,917,169.95	49,667,950.00	47,894,531.50
821809622	91282CCF6	UNITED STATES TREASURY	05/31/2026	0.750	50,000,000.00	49,920,736.87	49,722,656.00	47,632,812.50
821809144	91282CAY7	UNITED STATES TREASURY	11/30/2027	0.625	50,000,000.00	49,928,407.85	49,828,125.00	45,062,500.00
821810741	91282CCV1	UNITED STATES TREASURY	08/31/2028	1.125	50,000,000.00	49,727,201.95	49,484,375.00	44,621,094.00
821809278	91282CBT7	UNITED STATES TREASURY	03/31/2026	0.750	50,000,000.00	49,912,792.09	49,650,400.00	47,894,531.50
821809134	91282CAY7	UNITED STATES TREASURY	11/30/2027	0.625	50,000,000.00	49,980,474.89	49,953,125.00	45,062,500.00
821809560	9128							

LOS ANGELES COUNTY TREASURER
TREASURER PORTFOLIO COMPARED TO MARKET VALUE
FOR THE PERIOD: DECEMBER 1, 2024 TO DECEMBER 31, 2024
FUND: POOLED SURPLUS INVESTMENTS
ATTACHMENT X

Security ID	CUSIP	Description	Final Maturity	Face Rate	PAR	Amortized Cost	Historical Cost	Market Value
821809153	91282CAY7	UNITED STATES TREASURY	11/30/2027	0.625	50,000,000.00	49,964,161.82	49,914,062.50	45,062,500.00
821809276	91282CBT7	UNITED STATES TREASURY	03/31/2026	0.750	50,000,000.00	49,912,792.09	49,650,400.00	47,894,531.50
821809629	91282CBT7	UNITED STATES TREASURY	03/31/2026	0.750	50,000,000.00	49,941,596.49	49,766,000.00	47,894,531.50
821809328	91282CBT7	UNITED STATES TREASURY	03/31/2026	0.750	50,000,000.00	49,912,792.09	49,650,400.00	47,894,531.50
821809556	91282CBT7	UNITED STATES TREASURY	03/31/2026	0.750	50,000,000.00	49,941,596.49	49,766,000.00	47,894,531.50
821810678	91282CCV1	UNITED STATES TREASURY	08/31/2028	1.125	50,000,000.00	49,659,812.57	49,357,000.00	44,621,094.00
821809330	91282CBT7	UNITED STATES TREASURY	03/31/2026	0.750	50,000,000.00	49,912,792.09	49,650,400.00	47,894,531.50
821809528	91282CAV3	UNITED STATES TREASURY	11/15/2030	0.875	50,000,000.00	50,000,000.00	50,000,000.00	40,914,063.00
821809147	91282CAY7	UNITED STATES TREASURY	11/30/2027	0.625	50,000,000.00	49,928,407.85	49,828,125.00	45,062,500.00
821809324	91282CAY7	UNITED STATES TREASURY	11/30/2027	0.625	50,000,000.00	49,973,781.58	49,937,500.00	45,062,500.00
821809132	91282CAY7	UNITED STATES TREASURY	11/30/2027	0.625	50,000,000.00	49,980,474.89	49,953,125.00	45,062,500.00
821809666	91282CBT7	UNITED STATES TREASURY	03/31/2026	0.750	50,000,000.00	49,917,169.95	49,667,950.00	47,894,531.50
821809638	91282CBW0	UNITED STATES TREASURY	04/30/2026	0.750	50,000,000.00	49,961,140.65	49,855,000.00	47,765,625.00
821809873	91282CBT7	UNITED STATES TREASURY	03/31/2026	0.750	50,000,000.00	49,917,169.95	49,667,950.00	47,894,531.50
821809326	91282CAY7	UNITED STATES TREASURY	11/30/2027	0.625	50,000,000.00	49,947,417.89	49,875,000.00	45,062,500.00
US T-NOTE GOVERNMENT TOTAL					2,200,000,000.00	2,196,477,077.17	2,189,928,248.50	2,030,160,162.00
UST GOVERNMENT TOTAL					12,036,647,000.00	11,971,865,078.31	11,910,228,693.31	11,807,224,660.09
GRAND TOTAL					61,351,867,852.46	61,143,334,242.99	60,925,598,474.11	59,180,775,587.70

LOS ANGELES COUNTY TREASURER
TREASURER PORTFOLIO COMPARED TO MARKET VALUE
FOR THE PERIOD: DECEMBER 1, 2024 TO DECEMBER 31, 2024
FUND: SPECIFIC PURPOSE INVESTMENTS
ATTACHMENT X

Security ID	CUSIP	Description	Final Maturity	Face Rate	PAR	Amortized Cost	Historical Cost	Market Value
AVCCD-ANTELOPE VALLEY CCD								
821801195	3130AJTQ2	FEDERAL HOME LOAN BANKS	07/27/2040	2.030	25,230,000.00	25,230,000.00	25,230,000.00	16,619,505.60
FHLB TOTAL					25,230,000.00	25,230,000.00	25,230,000.00	16,619,505.60
AVCCD TOTAL					25,230,000.00	25,230,000.00	25,230,000.00	16,619,505.60
EL SEGUNDO UNIFIED SCHOOL DIST.								
821801197	3133EH4Z3	FEDERAL FARM CREDIT BANKS FUNDING CORP	12/27/2039	3.250	9,000,000.00	9,000,000.00	9,000,000.00	7,284,150.00
821801199	3133EH5A7	FEDERAL FARM CREDIT BANKS FUNDING CORP	12/26/2041	3.270	7,000,000.00	7,000,000.00	7,000,000.00	5,459,860.00
FFCB TOTAL					16,000,000.00	16,000,000.00	16,000,000.00	12,744,010.00
ESUSD TOTAL					16,000,000.00	16,000,000.00	16,000,000.00	12,744,010.00
GF - GENERAL FUND								
821801187	35272RPVLAC	RPV TAX ALLOCATION BOND 1997	12/02/2027	5.000	1,610,000.00	1,610,000.00	1,610,000.00	1,610,000.00
LONG TERM BDS TOTAL					1,610,000.00	1,610,000.00	1,610,000.00	1,610,000.00
GF TOTAL					1,610,000.00	1,610,000.00	1,610,000.00	1,610,000.00
PHHPA-PH HABITAT PRESERVATION AU								
821801198	3133EMW65	FEDERAL FARM CREDIT BANKS FUNDING CORP	07/29/2041	2.500	22,675,000.00	22,675,000.00	22,675,000.00	15,721,938.00
FFCB TOTAL					22,675,000.00	22,675,000.00	22,675,000.00	15,721,938.00
821801196	3134GWS09	FEDERAL HOME LOAN MORTGAGE CORP	08/27/2043	2.000	9,500,000.00	9,500,000.00	9,500,000.00	5,780,750.00
FHLMC TOTAL					9,500,000.00	9,500,000.00	9,500,000.00	5,780,750.00
PHHPA TOTAL					32,175,000.00	32,175,000.00	32,175,000.00	21,502,688.00
SCP61 - SCAQMD - GENERAL FUND								
1368966564	912797KJ5	UNITED STATES TREASURY	03/20/2025	4.270	30,000,000.00	29,722,450.00	29,377,291.67	29,732,246.70
UST BILL TOTAL					30,000,000.00	29,722,450.00	29,377,291.67	29,732,246.70
SCP61 - SCAQMD GENERAL FUND TOTAL					30,000,000.00	29,722,450.00	29,377,291.67	29,732,246.70
SCP66 - SCAQMD CMP AB SPE REV FD								
1368966563	912797KJ5	UNITED STATES TREASURY	03/20/2025	4.270	20,000,000.00	19,814,966.67	19,584,861.11	19,821,497.80
1449505358	912797NW3	UNITED STATES TREASURY	06/26/2025	4.110	20,000,000.00	19,598,133.33	19,595,850.00	19,607,367.60
UST BILL TOTAL					40,000,000.00	39,413,100.00	39,180,711.11	39,428,865.40
SCP66 - SCAQMD CMP AB SPE REV FD TOTAL					40,000,000.00	39,413,100.00	39,180,711.11	39,428,865.40
SCP6G - SCAQMD - INVESTMENT								
1368966561	912797KJ5	UNITED STATES TREASURY	03/20/2025	4.270	10,000,000.00	9,907,483.34	9,792,430.56	9,910,748.90
1449505359	912797NW3	UNITED STATES TREASURY	06/26/2025	4.110	10,000,000.00	9,799,066.67	9,797,925.00	9,803,683.80
UST BILL TOTAL					20,000,000.00	19,706,550.01	19,590,355.56	19,714,432.70
SCP6G - SCAQMD INVESTMENT TOTAL					20,000,000.00	19,706,550.01	19,590,355.56	19,714,432.70
SCP6H - SCAQMD - FD 07 DEBT SERVICE FUND								
1369855852	912797KJ5	UNITED STATES TREASURY	03/20/2025	4.270	5,000,000.00	4,953,741.67	4,896,215.28	4,955,374.45
UST BILL TOTAL					5,000,000.00	4,953,741.67	4,896,215.28	4,955,374.45
SCP6H - SCAQMD - FD 07 DEBT SERVICE FUND					5,000,000.00	4,953,741.67	4,896,215.28	4,955,374.45
SCP9A - SCAQMD - FD66 SPE REV FD								
1449505360	912797NW3	UNITED STATES TREASURY	06/26/2025	4.110	20,000,000.00	19,598,133.33	19,595,850.00	19,607,367.60
1369855851	912797KJ5	UNITED STATES TREASURY	03/20/2025	4.270	20,000,000.00	19,814,966.67	19,584,861.11	19,821,497.80
UST BILL TOTAL					40,000,000.00	39,413,100.00	39,180,711.11	39,428,865.40
SCP9A - SCAQMD - FD66 SPE REV FD TOTAL					40,000,000.00	39,413,100.00	39,180,711.11	39,428,865.40
SCU5F - SCAQMD CLEAN FUELS PROG								
1449505361	912797NW3	UNITED STATES TREASURY	06/26/2025	4.110	30,000,000.00	29,397,200.00	29,393,775.00	29,411,051.40
UST BILL TOTAL					30,000,000.00	29,397,200.00	29,393,775.00	29,411,051.40
SCU5F - SCAQMD CLEAN FUELS PROG TOTAL					30,000,000.00	29,397,200.00	29,393,775.00	29,411,051.40
SCAQMD - SOUTH COAST AIR QUALITY MG								
841762248	SOFCLAIFMMF	S OF C LAIF	12/31/2025		29,197.19	29,197.19	29,197.19	29,197.19
1119045543	SOFCLAIFMMF	S OF C LAIF	12/31/2025		342,844.91	342,844.91	342,844.91	342,844.91
1179317493	SOFCLAIFMMF	S OF C LAIF	12/31/2025		385,394.41	385,394.41	385,394.41	385,394.41
888240922	SOFCLAIFMMF	S OF C LAIF	12/31/2025		69,421.99	69,421.99	69,421.99	69,421.99
1315865883	SOFCLAIFMMF	S OF C LAIF	12/31/2025		441,861.28	441,861.28	441,861.28	441,861.28
1019883116	SOFCLAIFMMF	S OF C LAIF	12/31/2025		252,547.20	252,547.20	252,547.20	252,547.20
821801181	SOFCLAIFMMF	S OF C LAIF	12/31/2025		36,281,925.48	36,281,925.48	36,281,925.48	36,281,925.48
928828368	SOFCLAIFMMF	S OF C LAIF	12/31/2025		126,406.68	126,406.68	126,406.68	126,406.68
1249649042	SOFCLAIFMMF	S OF C LAIF	12/31/2025		414,010.37	414,010.37	414,010.37	414,010.37
1067192516	SOFCLAIFMMF	S OF C LAIF	12/31/2025		315,309.75	315,309.75	315,309.75	315,309.75
1386791310	SOFCLAIFMMF	S OF C LAIF	12/31/2025		469,657.25	469,657.25	469,657.25	469,657.25
974008792	SOFCLAIFMMF	S OF C LAIF	12/31/2025		194,729.00	194,729.00	194,729.00	194,729.00
MMFUND TOTAL					39,323,305.51	39,323,305.51	39,323,305.51	39,323,305.51
SCAQMD TOTAL					39,323,305.51	39,323,305.51	39,323,305.51	39,323,305.51

LOS ANGELES COUNTY TREASURER
TREASURER PORTFOLIO COMPARED TO MARKET VALUE
FOR THE PERIOD: DECEMBER 1, 2024 TO DECEMBER 31, 2024
FUND: SPECIFIC PURPOSE INVESTMENTS
ATTACHMENT X

Security ID	CUSIP	Description	Final Maturity	Face Rate	PAR	Amortized Cost	Historical Cost	Market Value
<u>SLIM - SCHOOLS LINKED INSURANCE MG</u>								
1249649045	SOFCLAIFMMF	S OF C LAIF	12/31/2025		38,349.08	38,349.08	38,349.08	38,349.08
1179317495	SOFCLAIFMMF	S OF C LAIF	12/31/2025		35,698.43	35,698.43	35,698.43	35,698.43
888240666	SOFCLAIFMMF	S OF C LAIF	12/31/2025		6,430.44	6,430.44	6,430.44	6,430.44
858252079	SOFCLAIFMMF	S OF C LAIF	12/31/2025		2,704.49	2,704.49	2,704.49	2,704.49
1119044120	SOFCLAIFMMF	S OF C LAIF	12/31/2025		31,757.14	31,757.14	31,757.14	31,757.14
821801178	SOFCLAIFMMF	S OF C LAIF	12/31/2025		3,430,204.55	3,430,204.55	3,430,204.55	3,430,204.55
974008832	SOFCLAIFMMF	S OF C LAIF	12/31/2025		18,037.42	18,037.42	18,037.42	18,037.42
1315866188	SOFCLAIFMMF	S OF C LAIF	12/31/2025		40,928.86	40,928.86	40,928.86	40,928.86
1067192408	SOFCLAIFMMF	S OF C LAIF	12/31/2025		29,206.61	29,206.61	29,206.61	29,206.61
928828246	SOFCLAIFMMF	S OF C LAIF	12/31/2025		11,708.84	11,708.84	11,708.84	11,708.84
1386791004	SOFCLAIFMMF	S OF C LAIF	12/31/2025		43,503.56	43,503.56	43,503.56	43,503.56
1019882651	SOFCLAIFMMF	S OF C LAIF	12/31/2025		23,393.02	23,393.02	23,393.02	23,393.02
MMFUND TOTAL					3,711,922.44	3,711,922.44	3,711,922.44	3,711,922.44
SLIM TOTAL					3,711,922.44	3,711,922.44	3,711,922.44	3,711,922.44
<u>WASIA - WHITTIER AREA SCHOOLS INS</u>								
1315867195	SOFCLAIFMMF	S OF C LAIF	12/31/2025		494.44	494.44	494.44	494.44
1249649044	SOFCLAIFMMF	S OF C LAIF	12/31/2025		463.27	463.27	463.27	463.27
821801182	SOFCLAIFMMF	S OF C LAIF	12/31/2025		41,438.47	41,438.47	41,438.47	41,438.47
1386791032	SOFCLAIFMMF	S OF C LAIF	12/31/2025		525.54	525.54	525.54	525.54
888240807	SOFCLAIFMMF	S OF C LAIF	12/31/2025		77.68	77.68	77.68	77.68
1067192501	SOFCLAIFMMF	S OF C LAIF	12/31/2025		352.83	352.83	352.83	352.83
928828020	SOFCLAIFMMF	S OF C LAIF	12/31/2025		141.45	141.45	141.45	141.45
1019883193	SOFCLAIFMMF	S OF C LAIF	12/31/2025		282.60	282.60	282.60	282.60
974008805	SOFCLAIFMMF	S OF C LAIF	12/31/2025		217.90	217.90	217.90	217.90
841763124	SOFCLAIFMMF	S OF C LAIF	12/31/2025		32.67	32.67	32.67	32.67
1119058422	SOFCLAIFMMF	S OF C LAIF	12/31/2025		383.64	383.64	383.64	383.64
1179317491	SOFCLAIFMMF	S OF C LAIF	12/31/2025		431.25	431.25	431.25	431.25
MMFUND TOTAL					44,841.74	44,841.74	44,841.74	44,841.74
WASIA TOTAL					44,841.74	44,841.74	44,841.74	44,841.74
GRAND TOTAL					283,095,069.69	280,701,211.37	279,714,129.42	258,227,109.34

South Coast Air Quality Management District Market Update

Quarter Ending December 31, 2024

March 14, 2025

262.725.1090

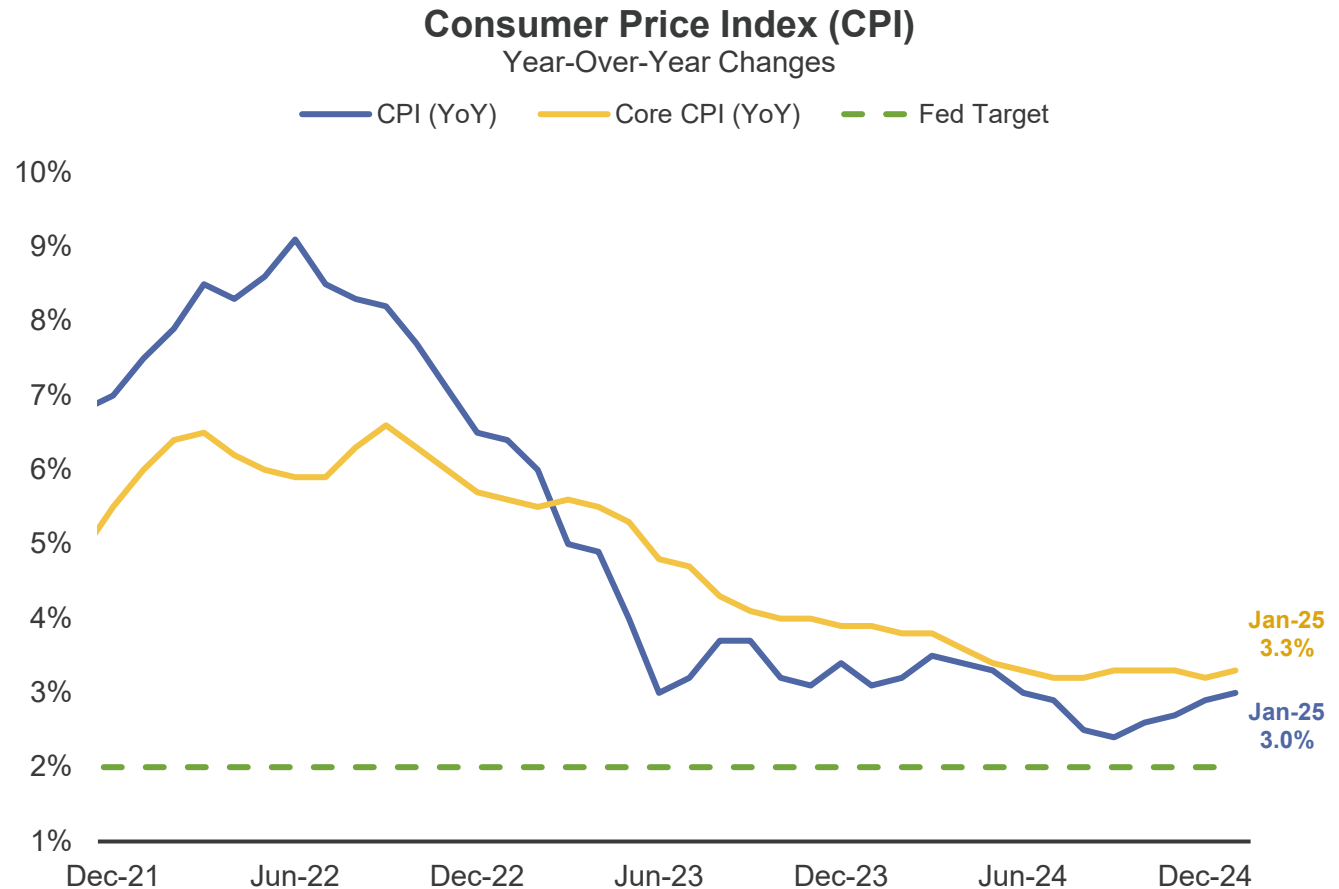
*PFM Asset Management, a division of U.S. Bancorp Asset
Management, Inc.*

NOT FDIC INSURED : NO BANK GUARANTEE : MAY LOSE VALUE

Core Inflation Remains Flat

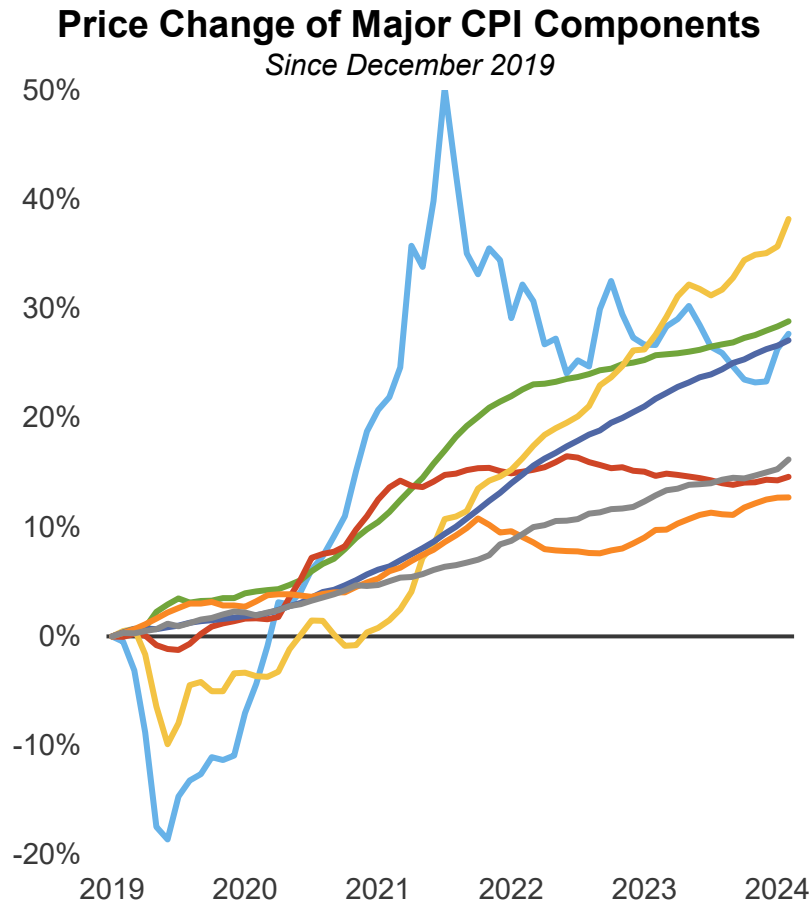
The Consumer Price Index (“CPI”), commonly referred to as the “headline inflation number”, measures the change in the cost of a representative basket of goods paid by consumers.

Core CPI strips out volatile food and energy components.



Source: Bureau of Labor Statistics, Federal Reserve, and Bloomberg Finance L.P., as of January 2025.

Inflation: Changes to CPI Components



CPI Component	12-mo. Change	Weight ¹	Contribution to YoY CPI
Energy	0.8%	6.2%	0.0%
Food	2.5%	13.7%	0.3%
Transportation	8.3%	6.3%	0.5%
Shelter	4.4%	35.5%	1.6%
Goods	-0.1%	19.4%	0.0%
Other Services ²	2.8%	12.2%	0.3%
Medical Services	2.7%	6.7%	0.2%
Overall			3.0%

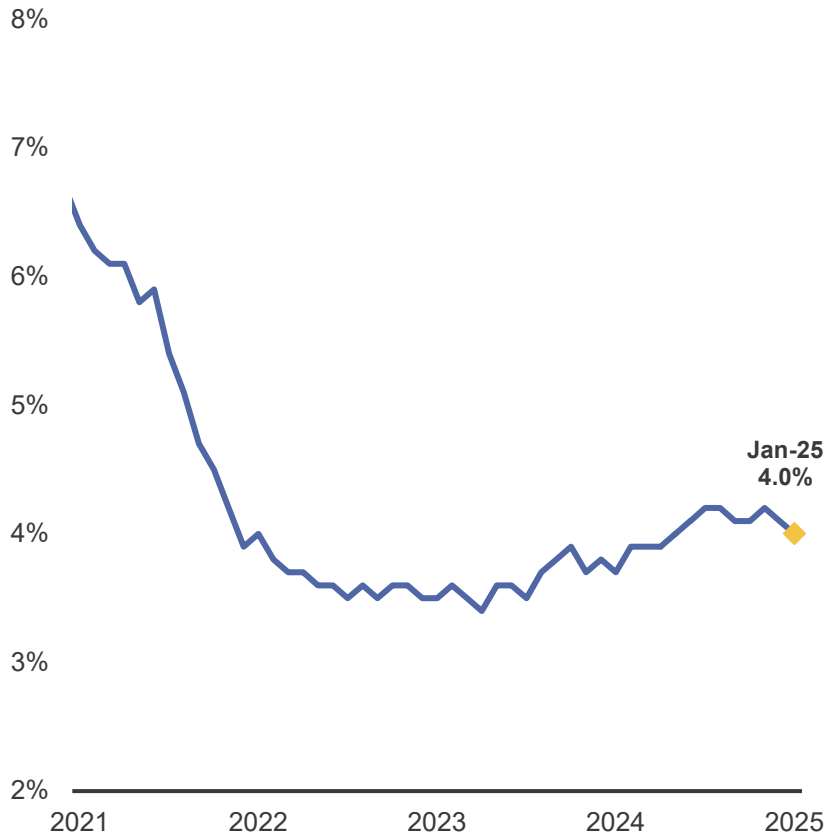
Source: Bloomberg Finance L.P., Bureau of Labor Statistics as of January 2025.

¹Index weights are as of December 2024 as they are published on a one-month lag.

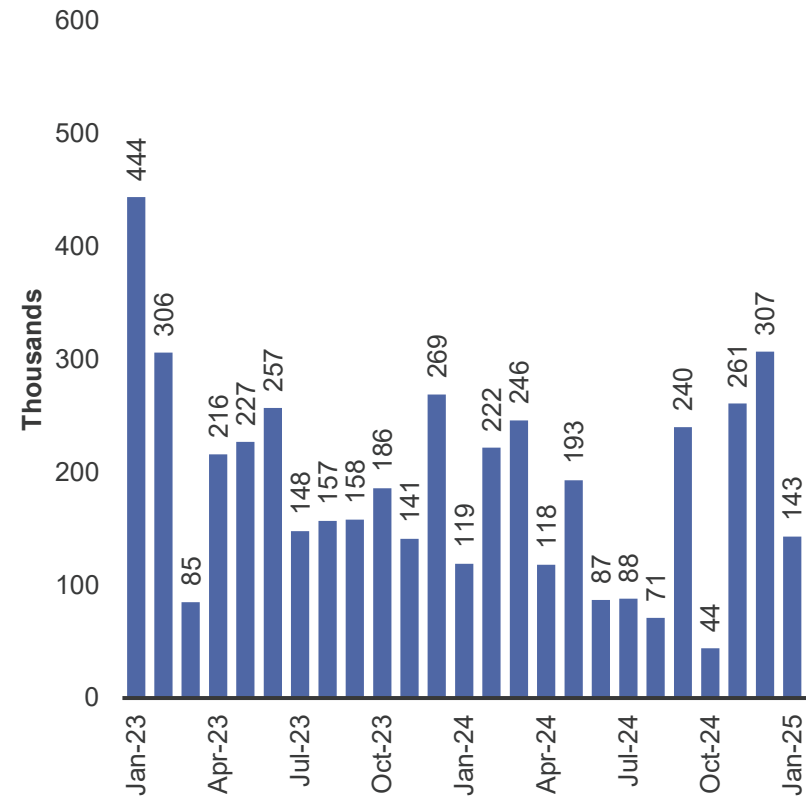
²Other services is a weighted blend of Water/Sewer/Trash, Household Operations, Recreation, and Education and Communication services.

Labor Market: Unemployment and Change in Nonfarm Payrolls

Unemployment Rate



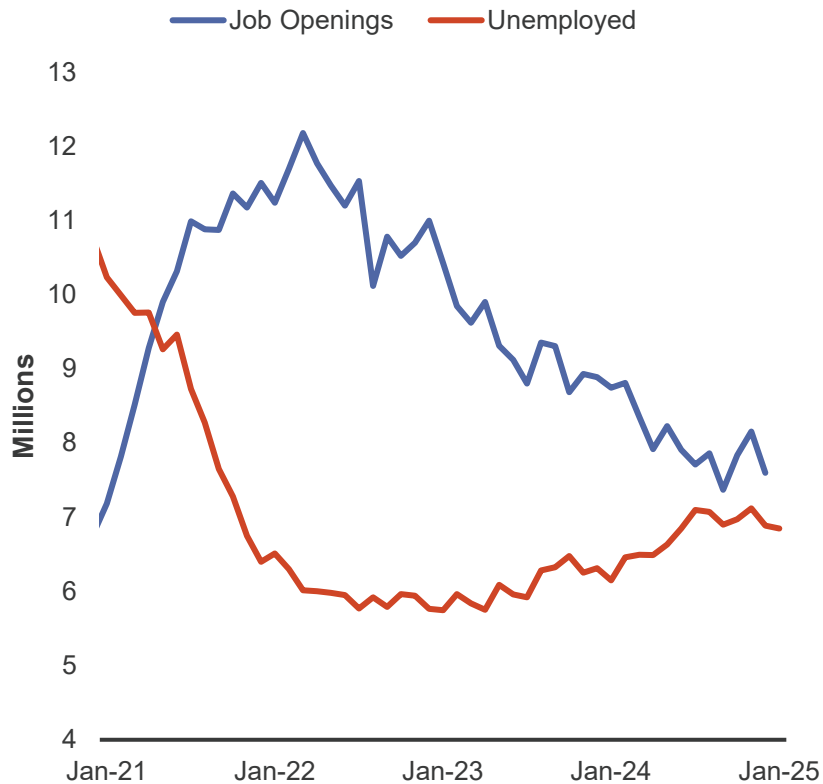
Monthly Change In Nonfarm Payrolls



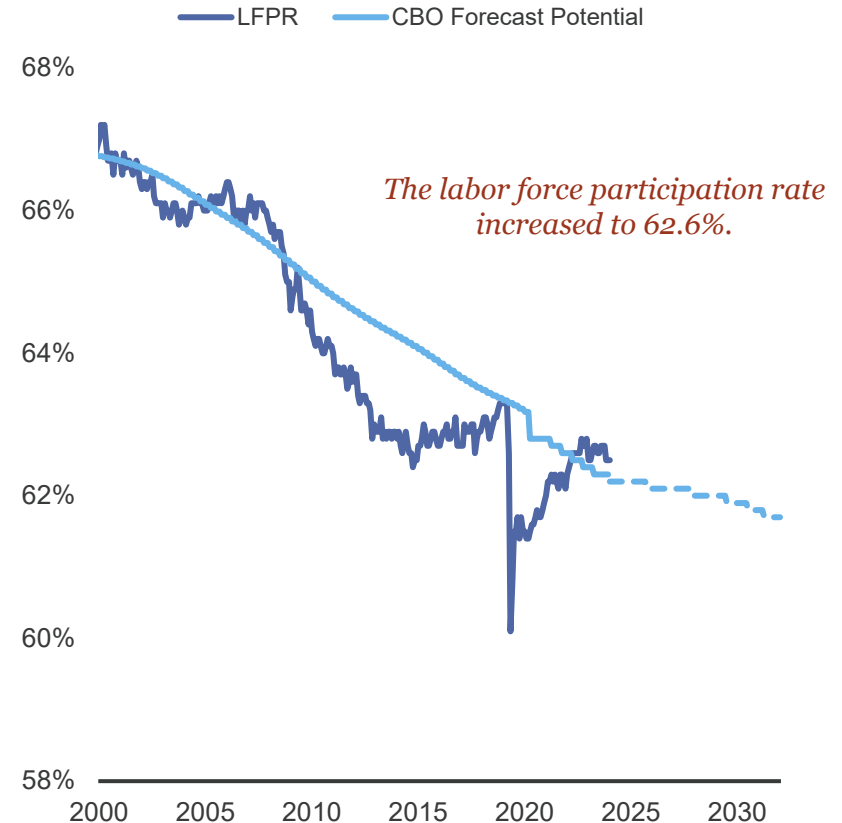
Source: Bureau of Labor Statistics. Bloomberg Finance L.P., as of January 2025. Data is seasonally adjusted.

Labor Market: Job Openings and Labor Force Participation Rate

Job Openings vs. Unemployed Workers

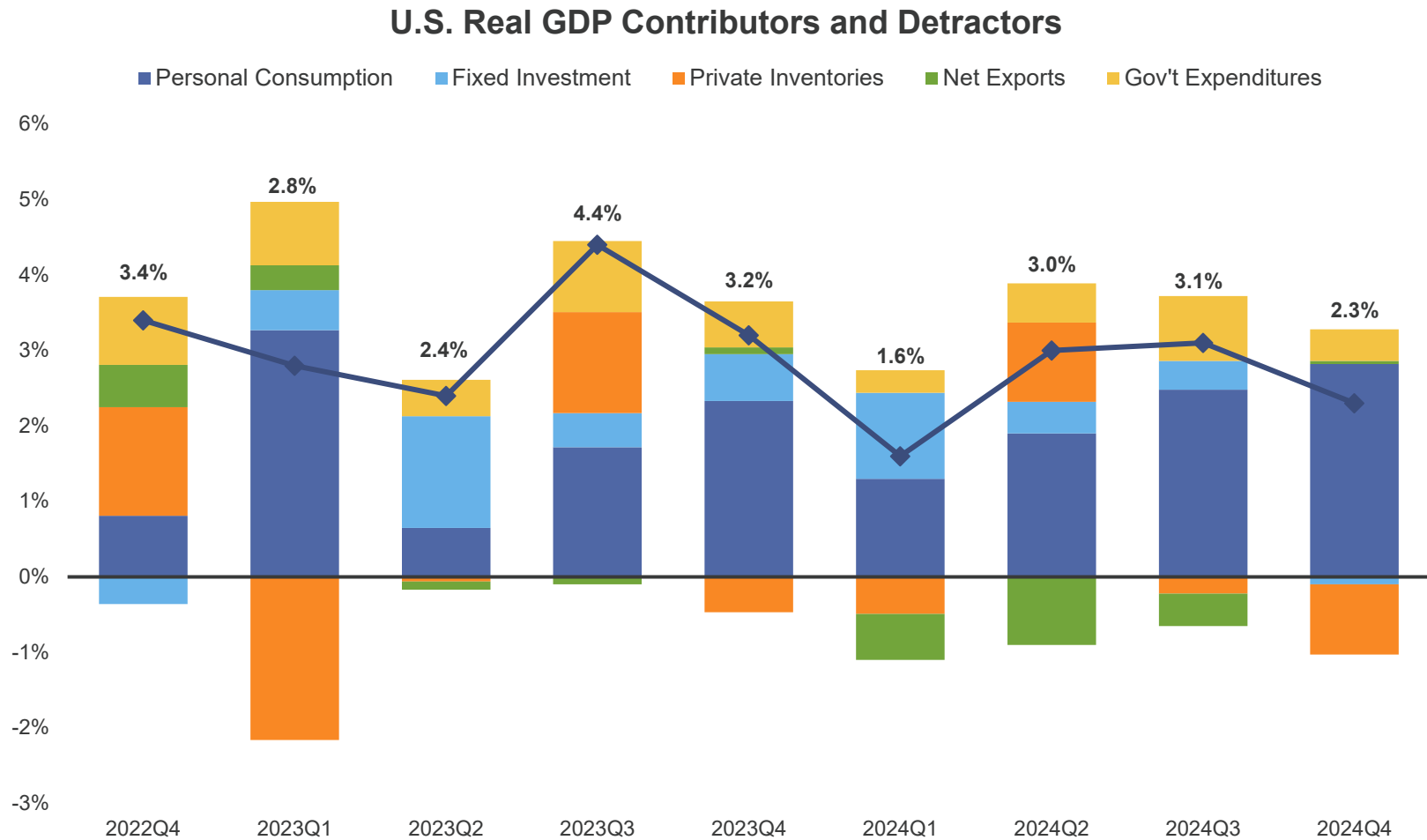


Labor Force Participation Rate



Source: Bureau of Labor Statistics and Bloomberg Finance L.P. Unemployed and monthly change in nonfarm payrolls as of January 2025. Data is seasonally adjusted. Congressional Budget Office May 2024 economic projections,

U.S. Real GDP Contributors and Detractors



Source: Bloomberg Finance L.P., Bureau of Economic Analysis, as of January 2025.

Election & Potential Policy Implications on the Fed

Areas of Policy Uncertainty



Taxes

Lower taxes viewed as positive for growth but negative for the deficit



Tariffs

Uncertainty surrounding the scope and scale of tariff policy and viewed as inflationary



Immigration

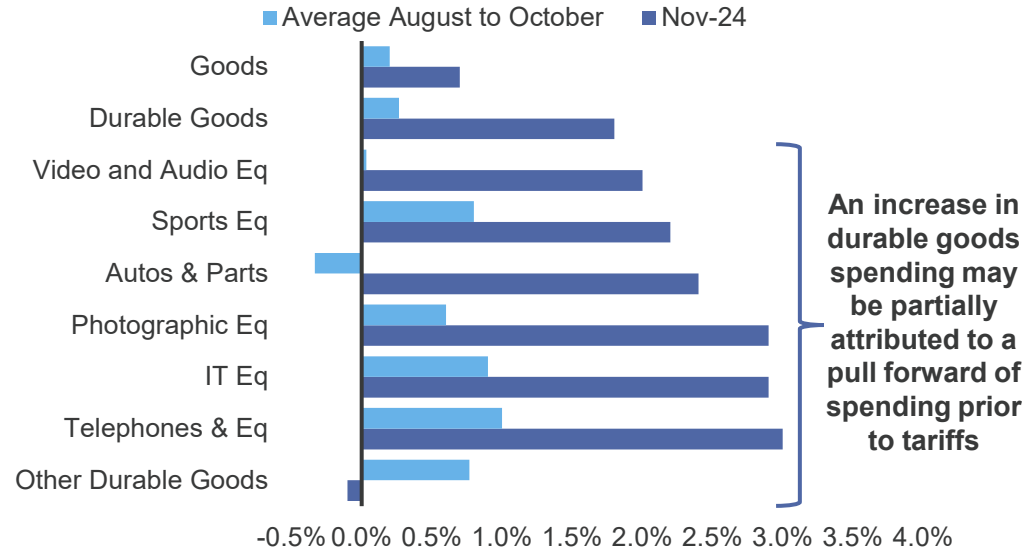
Tighter boarder policy may have adverse impacts on the labor market



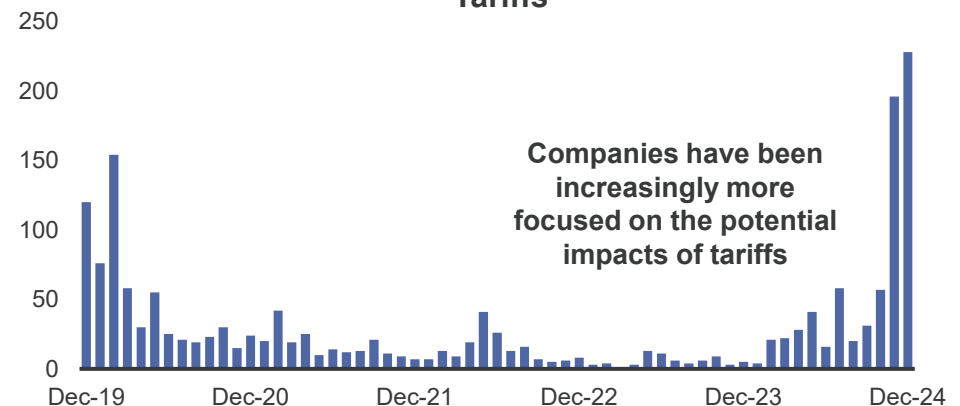
Regulation

Easing regulation is generally viewed as positive for growth

MoM % Change In Real Consumption



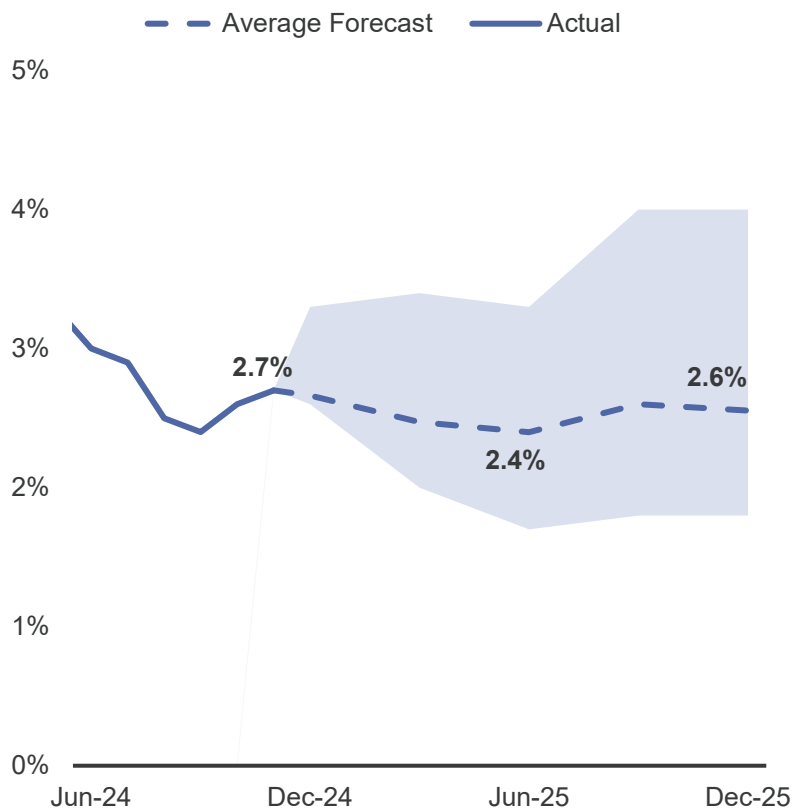
Word Count of S&P500 Companies Mentioning Tariffs



Inflation and Growth Forecasted To Remain Stable

Fed Chair Powell: "I think it's pretty clear we've avoided a recession. I think growth this year has been solid, it really has...Again the U.S. economy has just been remarkable."

CPI Inflation (YoY)



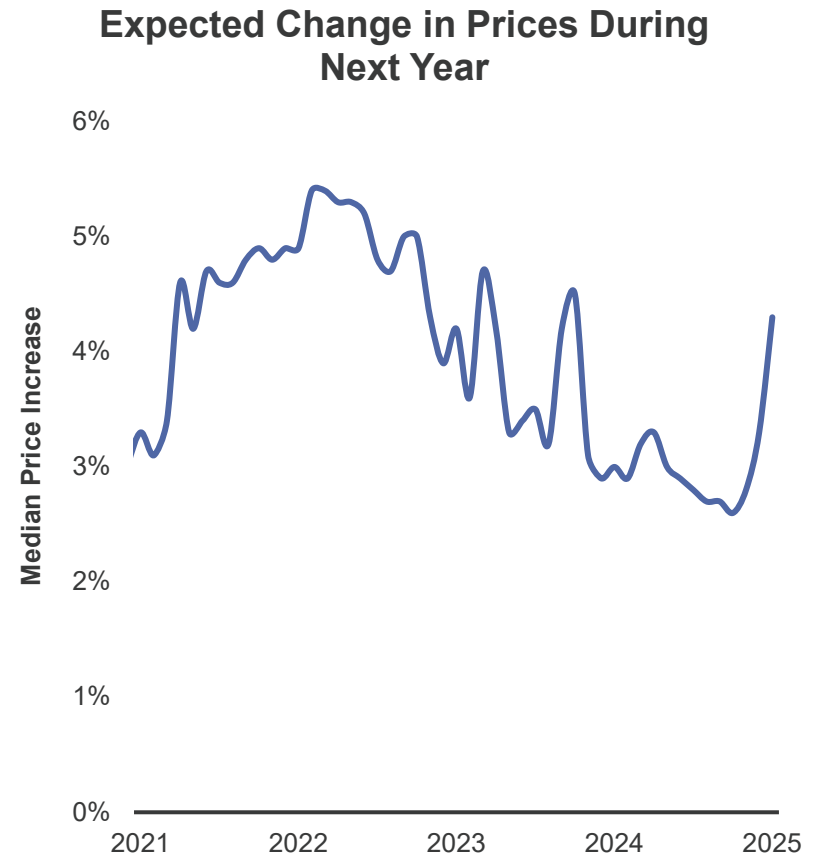
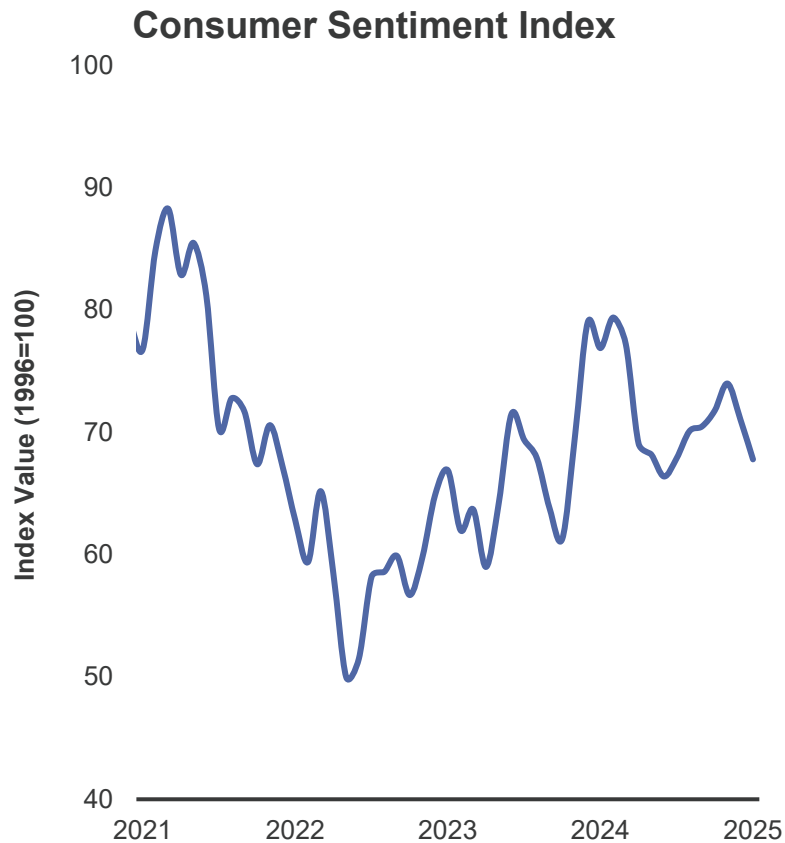
U.S. GDP Forecasts

Annualized Rate



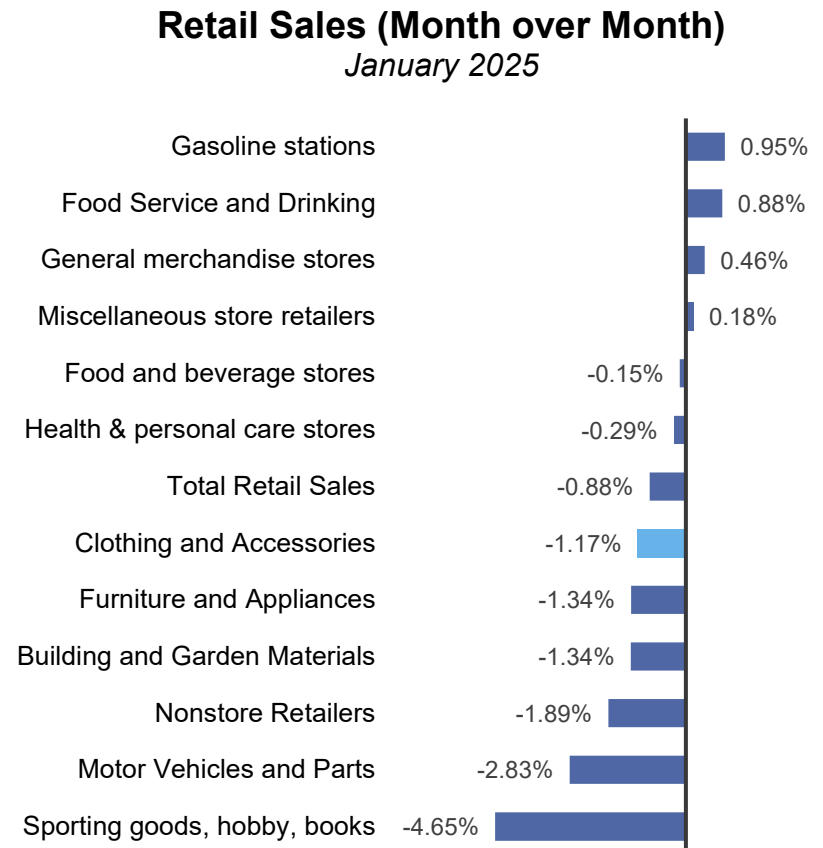
Source: Federal Reserve Chair Jerome Powell Press Conference as of December 18, 2024; Bureau of Labor Statistics and Bloomberg Finance L.P. as of December 2024 (left). Bureau of Economic Analysis and Bloomberg Finance L.P., as of December 2024 (right).

Consumer Sentiment



Source: Bloomberg Finance L.P., University of Michigan Consumer Sentiment and underlying index components, as of February 2025.

Retail Sales Month over Month



Source: Bloomberg Finance L.P., as of January 2025.

Wage Growth and Inflation



Source: Bloomberg Finance L.P., Bureau of Labor Statistics, and Atlanta Federal Reserve Economic Data, as of December 2024.

Spending and Savings

Retail and Food Service Sales
Adjusted for Inflation



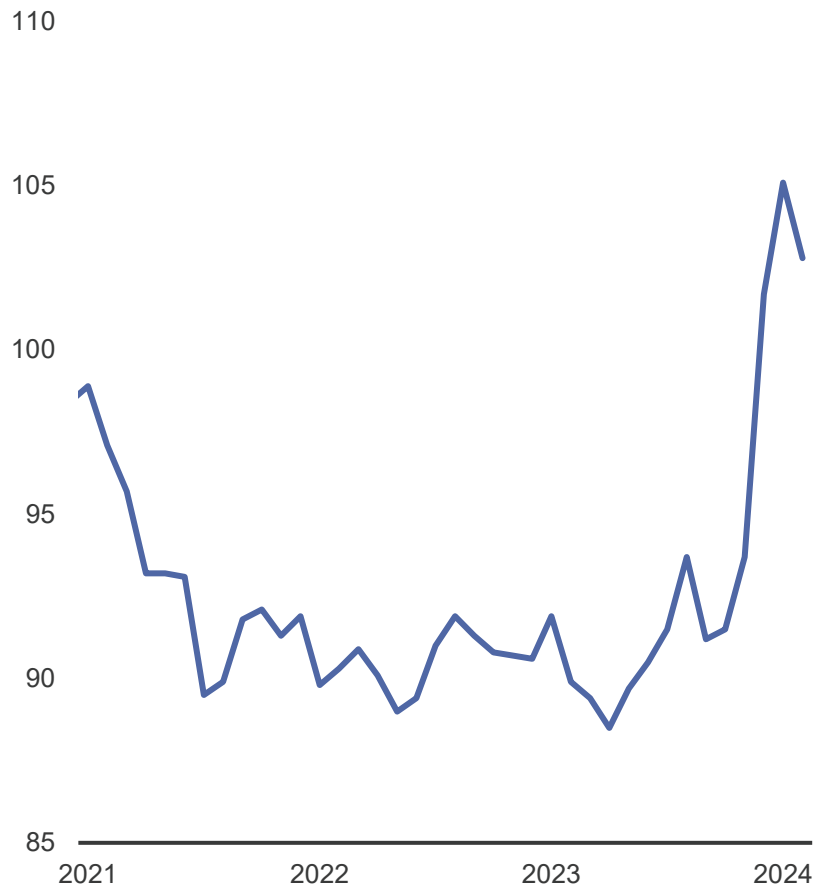
Personal Savings as % of Disposable Income



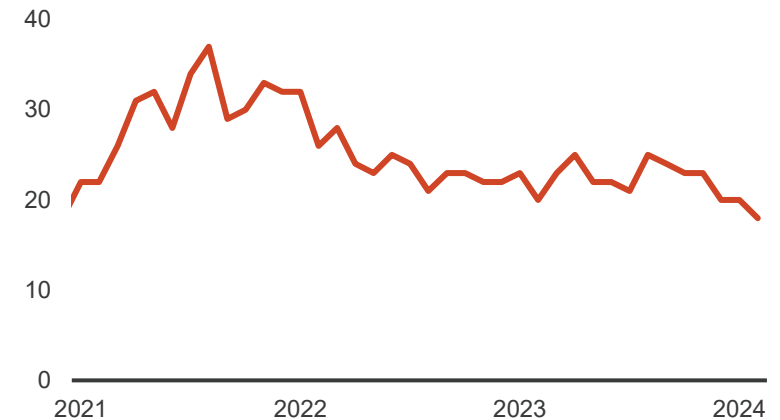
Source: U.S. Census Bureau, and FRED as of January 2025 (left). Bloomberg Finance L.P and Bureau of Economic Analysis as of December 2024 (right).

Business Optimism Index

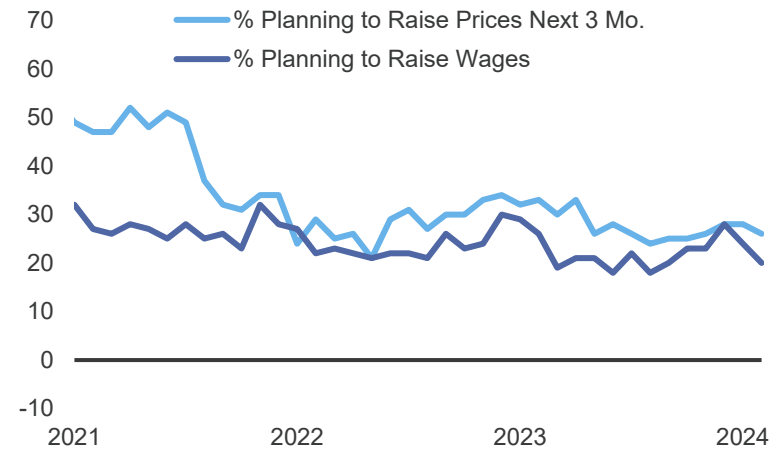
NFIB Small Business Optimism Index



Inflation Single Most Important Problem



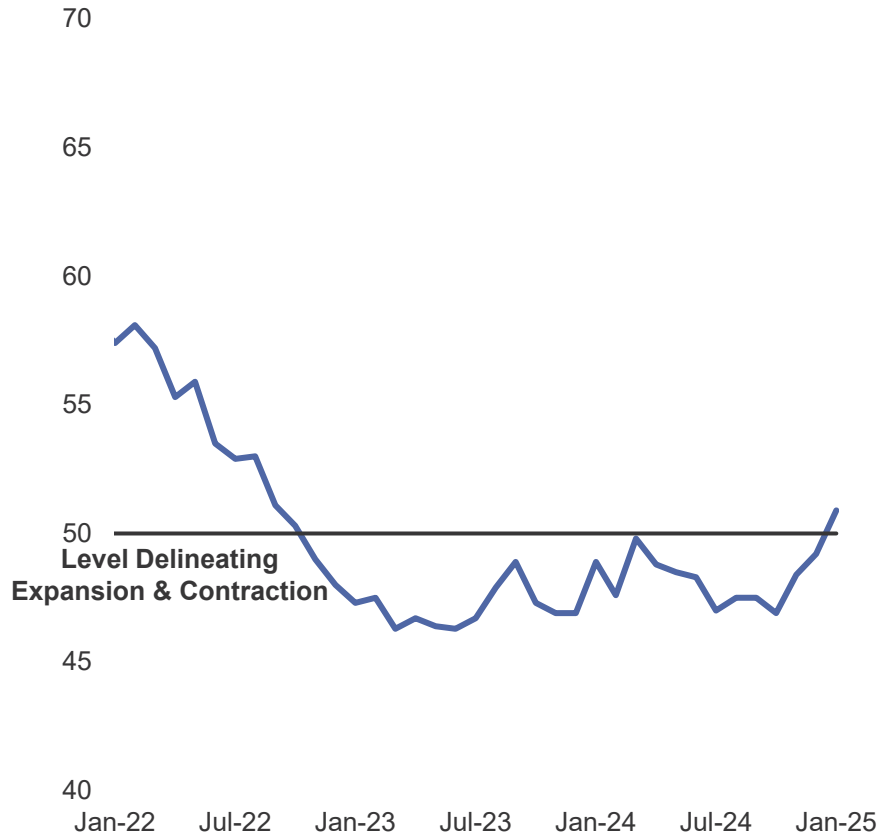
Small Business Selling Prices



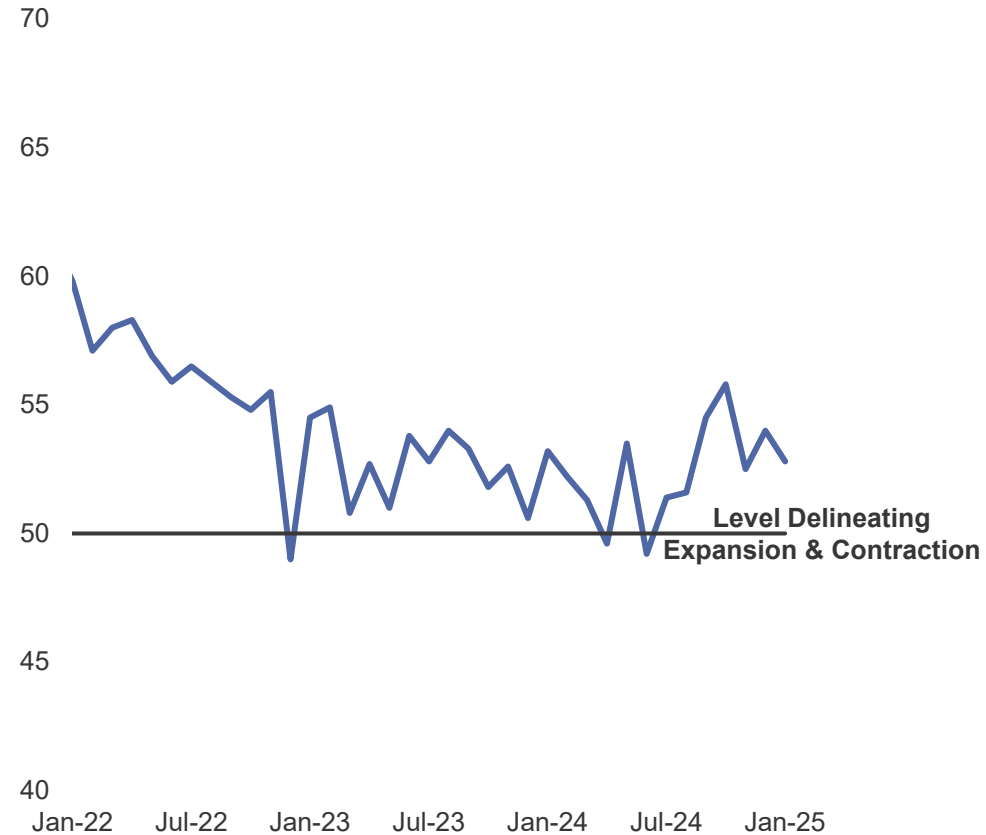
Source: NFIB Small Business Survey, as of January 2025.

Manufacturing and Non-Manufacturing Activity

ISM Manufacturing PMI



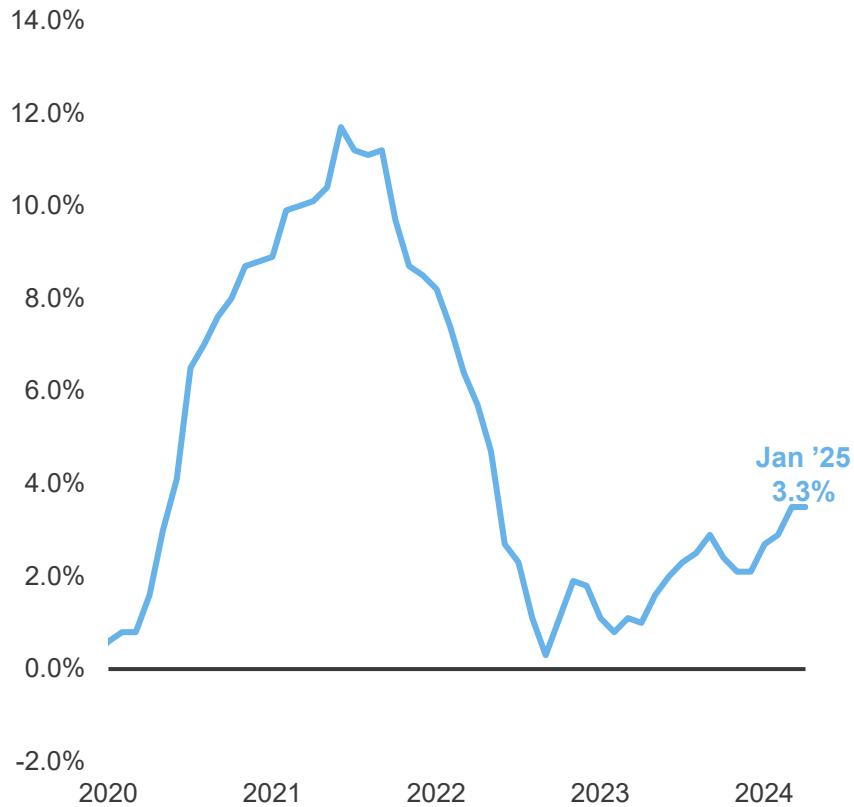
ISM Non-Manufacturing PMI



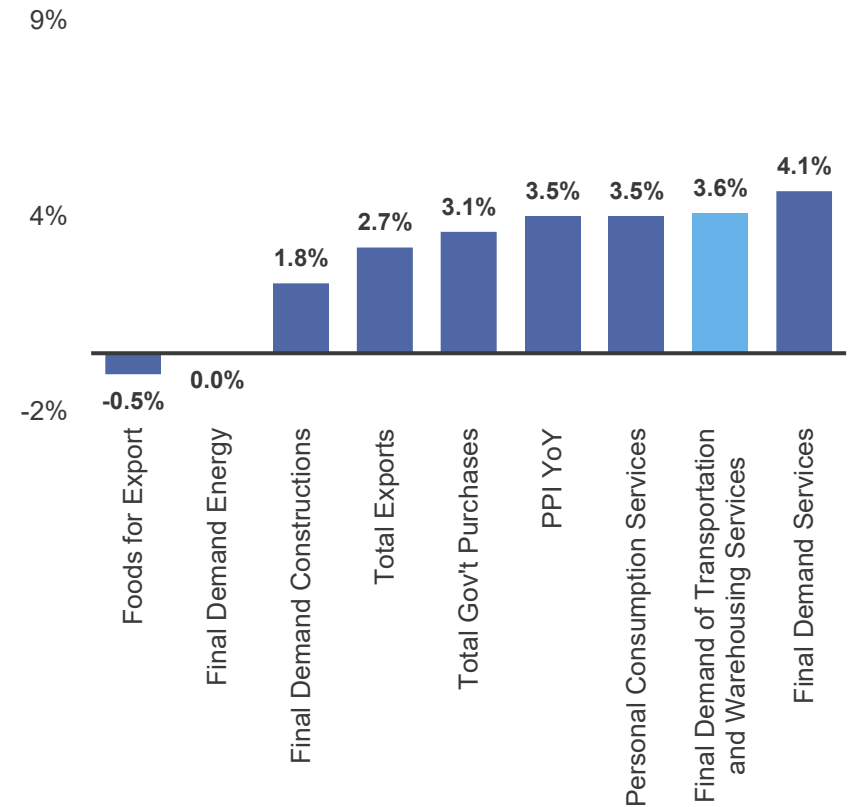
Source: Bloomberg Finance L.P., Institute for Supply Management. ISM Manufacturing and ISM Services as of January 2025.

Producer Price Index

Producer Price Index
% Change YoY

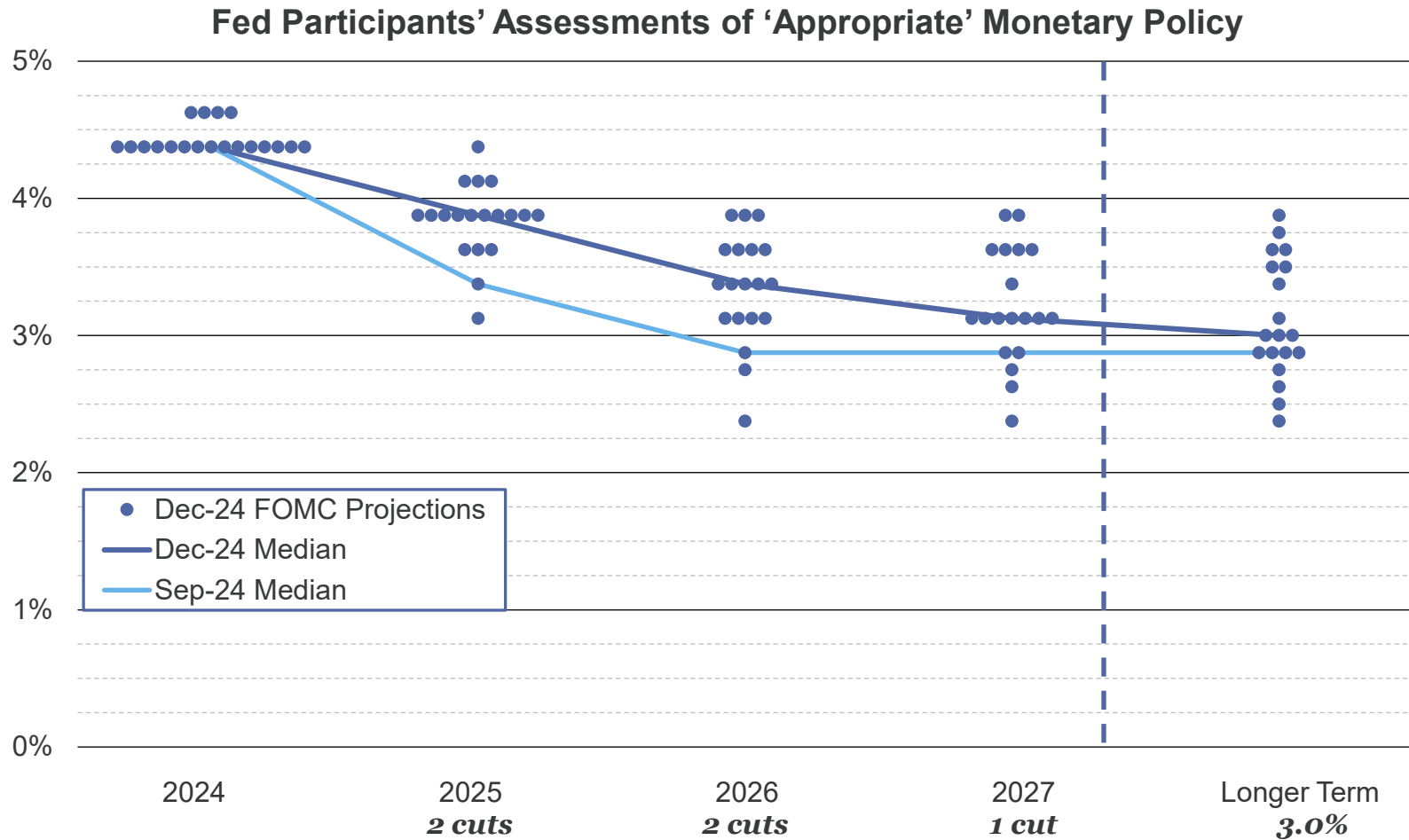


Key Producer Price Index Components
% Change YoY



Source: Bloomberg Finance L.P., as of January 2025.

The Latest Fed “Dot Plot”

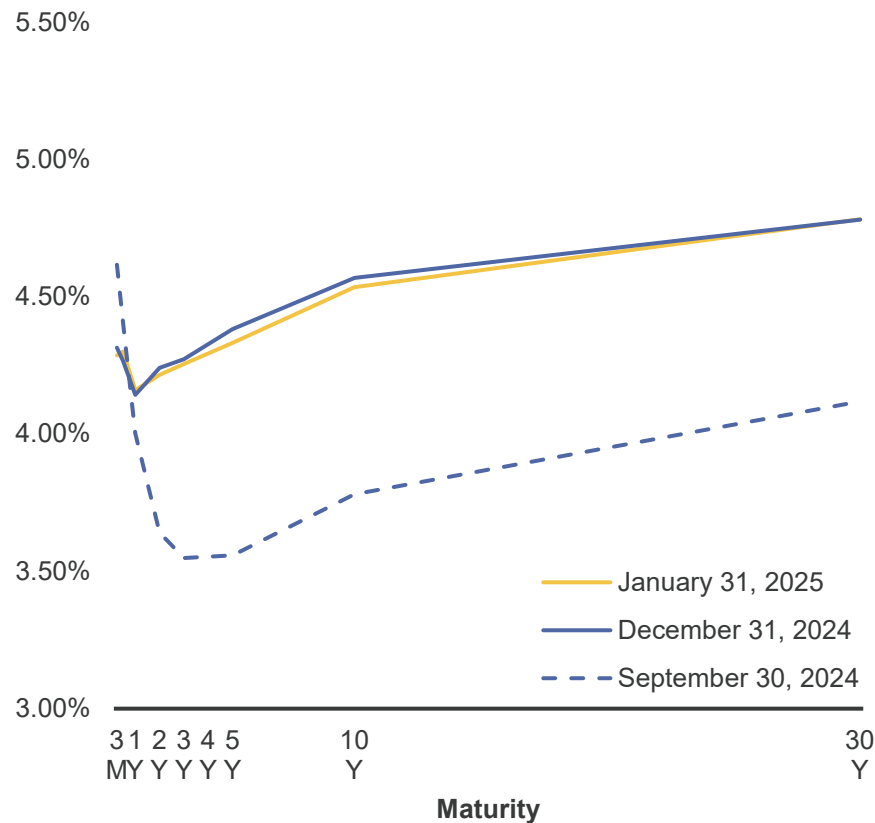


Source: Federal Reserve; Bloomberg Finance L.P.. Individual dots represent each Fed members' judgement of the midpoint of the appropriate target range for the federal funds rate at each year-end. As of December 2024.

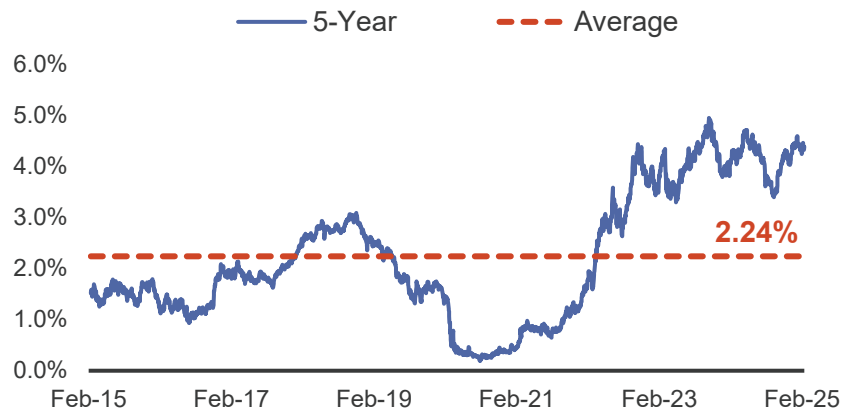
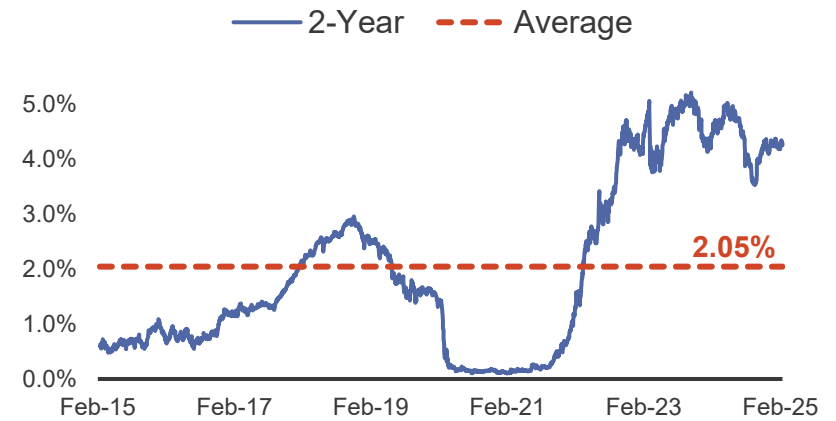
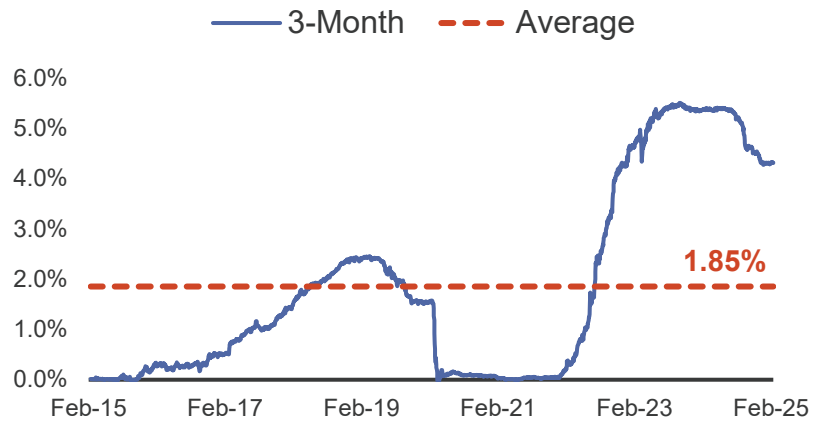
Treasury Yield Curve

Tenor	1/31/2025	12/31/2024	9/30/2024
3 month	4.29%	4.31%	4.62%
1 year	4.16%	4.14%	4.00%
2 year	4.22%	4.24%	3.64%
3 year	4.25%	4.27%	3.55%
5 year	4.33%	4.38%	3.56%
10 year	4.53%	4.57%	3.78%
30 year	4.78%	4.78%	4.12%

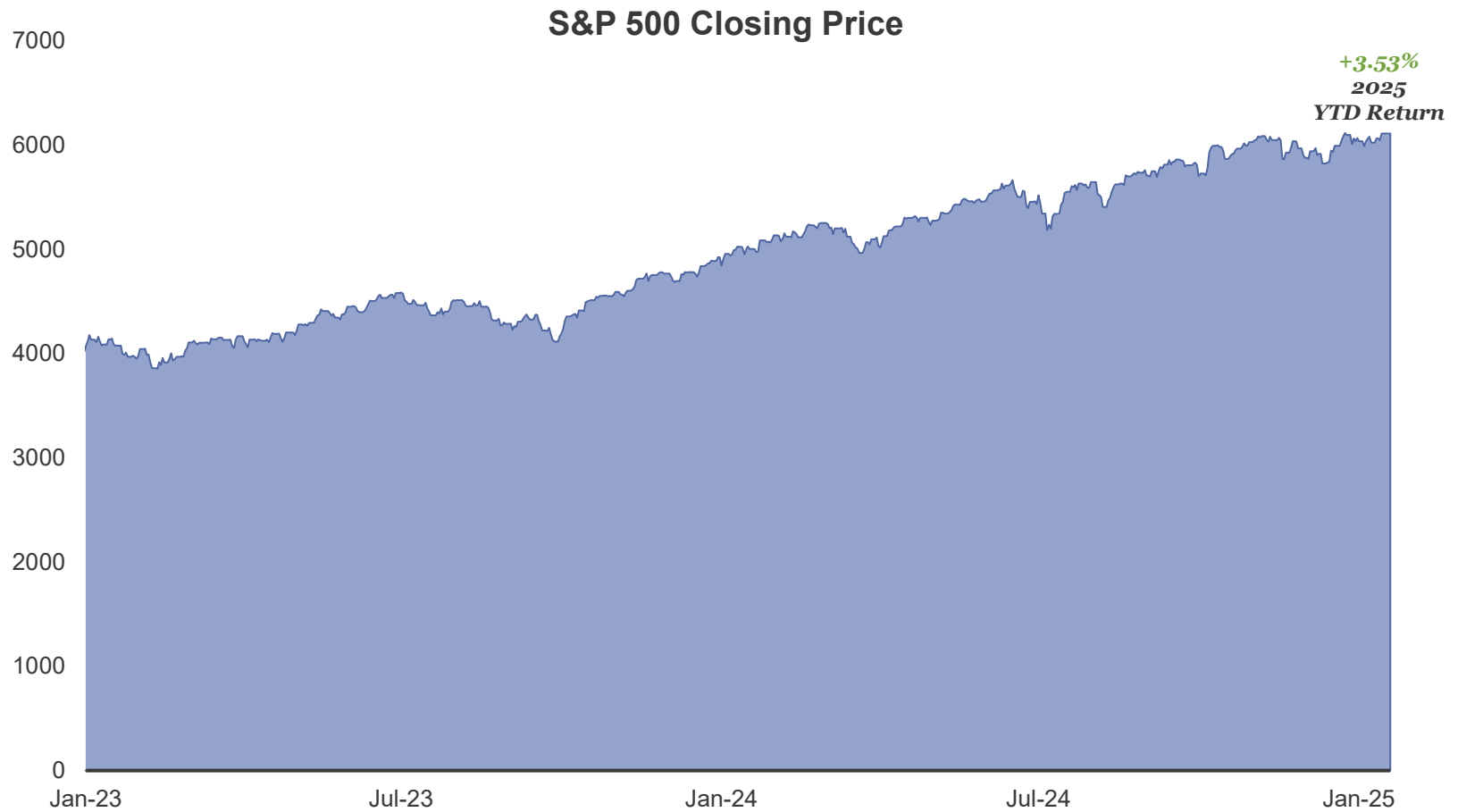
U.S. Treasury Yield Curve



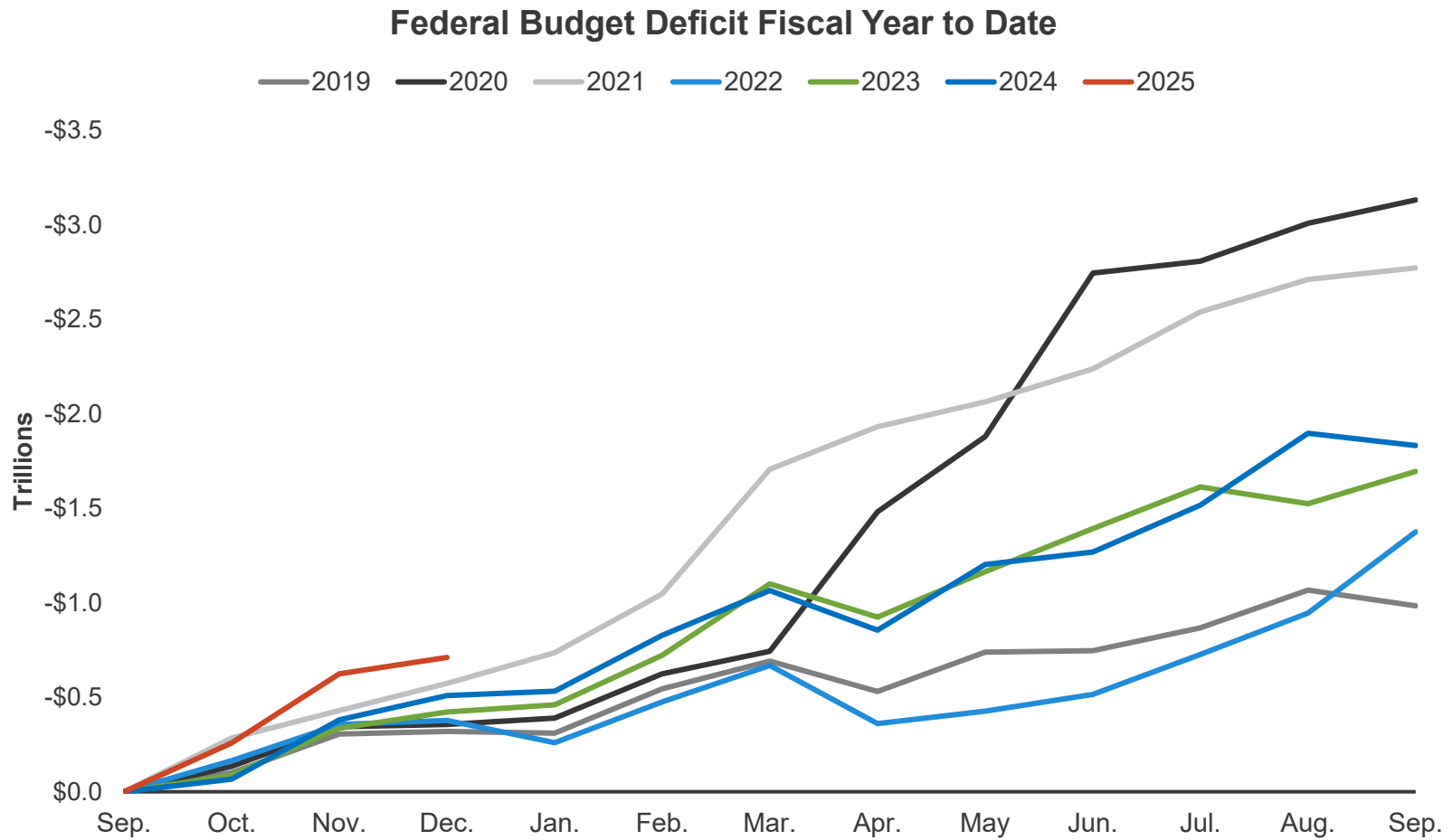
U.S. Treasury Yields



Source: Bloomberg Finance L.P., as of 2/18/2025.

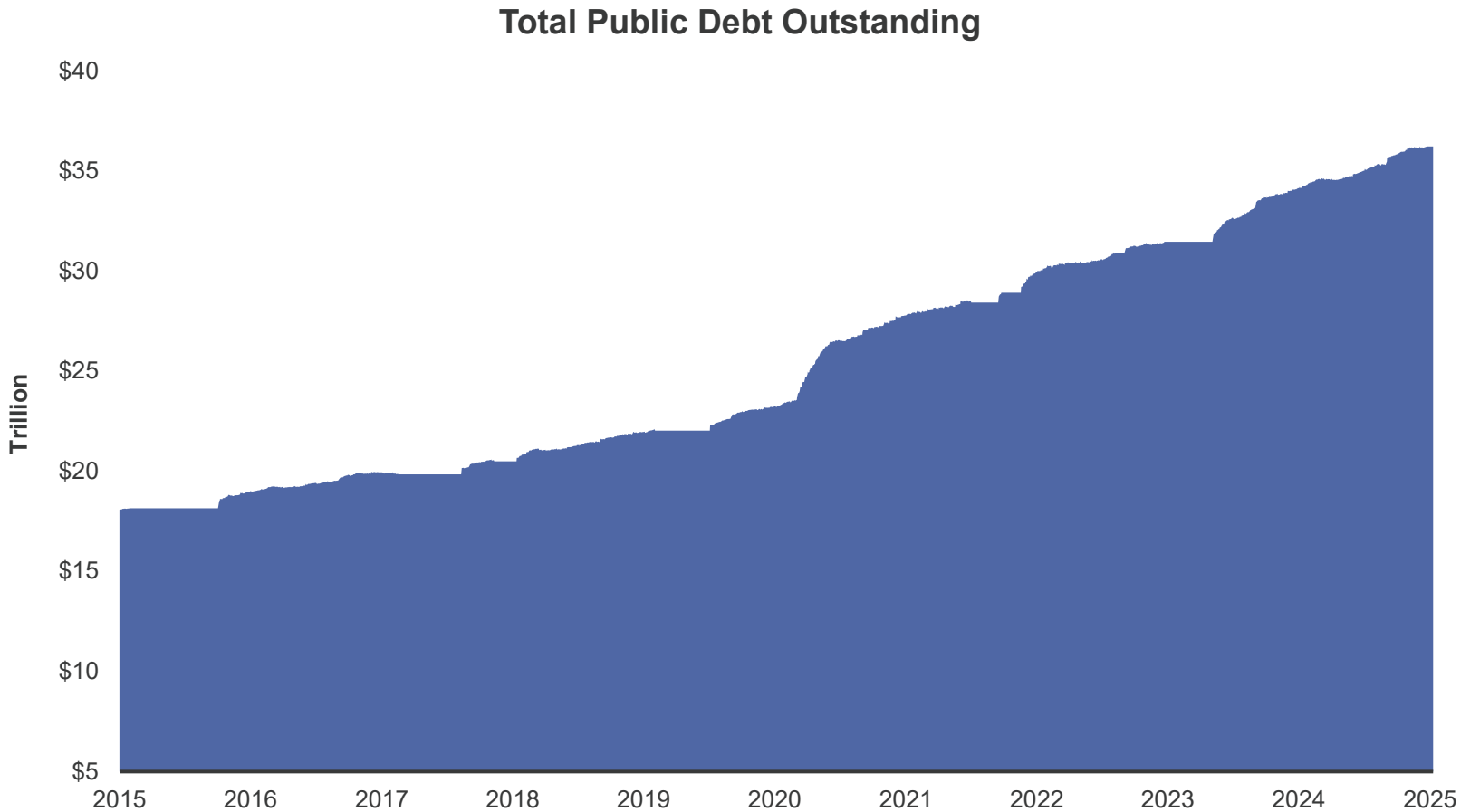


U.S. Federal Budget Deficit



Source: Bloomberg Finance L.P., as of December 2024.

U.S. National Debt Surpasses \$36 Trillion



Source: Bloomberg Finance L.P., U.S. Department of Treasury, as of 01/29/2025.

Additional Material



Factors to Consider for 6-12 Months

Monetary Policy (Global):



- The Fed continued its easing cycle with a total of 100 basis points (bps) of rate cuts in 2024. The FOMC's December median "dot plot" projection suggests another 50 bps in cuts by the end of 2025, which is significantly less than previously implied, in large part due to uncertainty surrounding implications of potential fiscal policy changes.
- While the Fed and other major central banks (excluding the Bank of Japan) continue to ease, expectations are for policy rates to settle higher in the longer term given the higher inflation outlook.

Economic Growth (Global):



- U.S. economic growth remains strong on consumer spending which remains quite resilient.
- Fiscal policies discussed on the campaign trail are expected to boost growth, however actual policy implementation and timing are uncertain and subject to change.
- Economic growth outside the U.S. remains modest. Tariffs pose some risks with trading partners.
- Declines in foreign direct investment and weak domestic demand continue to impact China.

Inflation (U.S.):



- While inflation has fallen since its peak in 2022, progress has stalled in the past few months.
- The Fed has acknowledged higher inflation expectations going into 2025. Further rate cuts will depend on inflation moving closer to its 2% target.
- Proposed fiscal policies may put pressure on wages and goods costs. Some policymakers have already incorporated these impacts into their outlooks.

Financial Conditions (U.S.):



- Market metrics such as narrow corporate yield spreads and strong equity returns continue to point to the stability of financial conditions. The potential for decreased regulation under the incoming administration has buoyed economic confidence.
- We remain attentive to further cooling in the labor markets and fiscal policy considerations as these will play a large role in the evolution of future conditions. While our base case is not for a dramatic shift in conditions, the potential impact of future policies warrants attention.

Consumer Spending (U.S.):



- Broad consumer metrics show spending fueled by the stability of the labor market continuing to support economic strength. A growing divergence among consumers exists as lower-income cohorts continue to feel more strain due to the higher overall level of prices.
- An unexpected material deterioration of labor market conditions is the biggest risk factor to consumer spending. Other headwinds may include slower real wage growth, which could reduce purchasing power, and higher interest rates persisting.

Labor Markets:



- The labor market remains well-positioned and in balance despite intra-quarter data volatility caused by weather events and strikes which have now been resolved.
- Layoffs remain near historically low levels; however, the pace of hiring has slowed considerably. The Fed has acknowledged labor market conditions have loosened, and a further cooling of labor conditions is not necessary to achieve its dual mandate of maximum employment and stable prices.

● Current outlook ○ Outlook one quarter ago

Stance Unfavorable
to Risk Assets

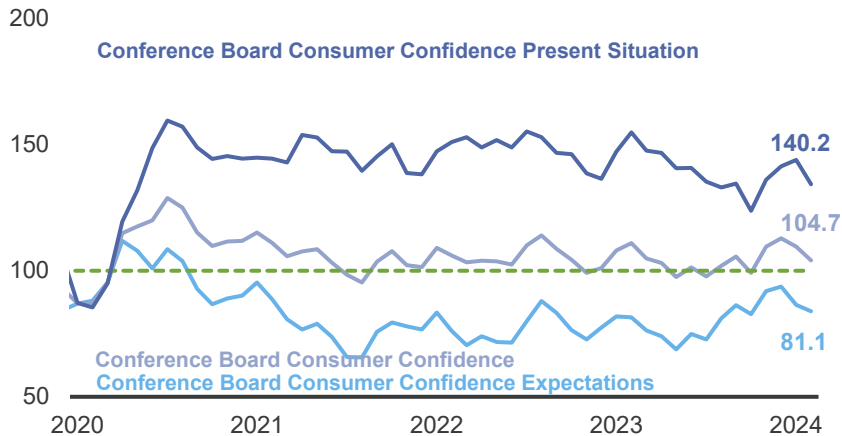
Negative Slightly Negative Neutral Slightly Positive Positive

Stance Favorable
to Risk Assets

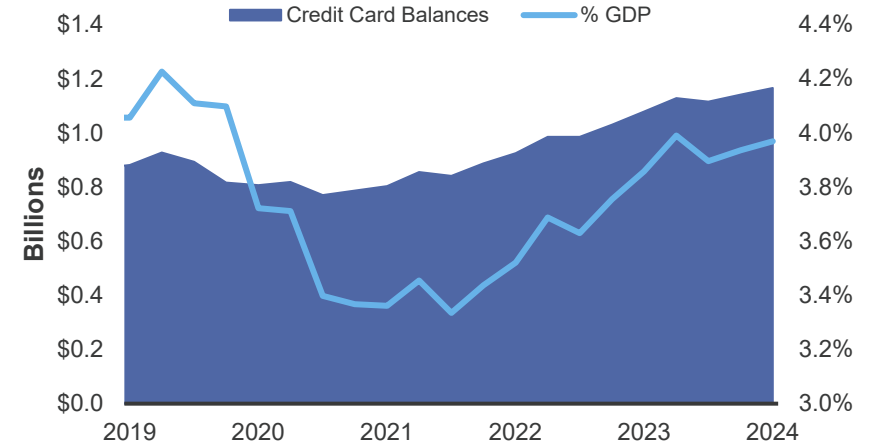
Statements and opinions expressed about the next 6-12 months were developed based on our independent research with information obtained from Bloomberg and FactSet. The views expressed within this material constitute the perspective and judgment of PFM Asset Management at the time of distribution (12/31/2024) and are subject to change. Information is obtained from sources generally believed to be reliable and available to the public; however, PFM Asset Management cannot guarantee its accuracy, completeness, or suitability.

The Consumer: An Overview

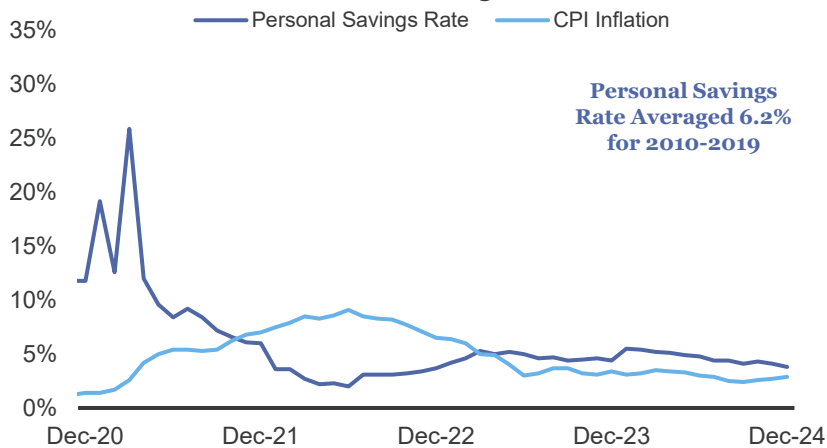
Conference Board Consumer Confidence Index



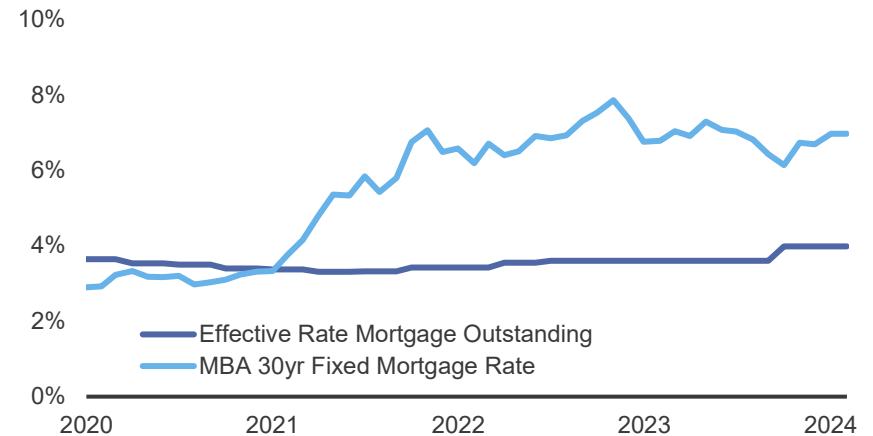
U.S. Credit Card Balances



Personal Savings Rate



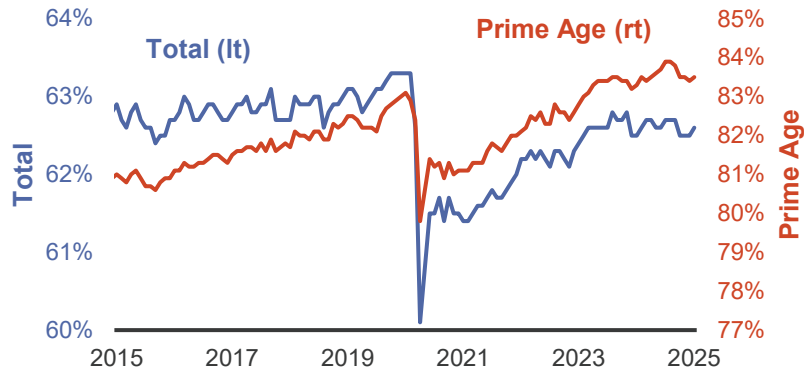
Mortgage Rates: Contract vs Effective



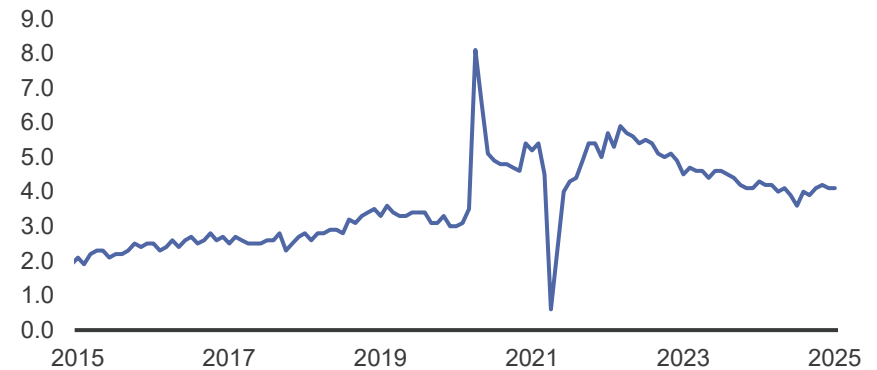
Source: Conference Board Consumer Confidence Index – Bloomberg CONCEXP Index, CONCCONF Index and CONCPST Index. U.S. Credit Card Balances – Bloomberg GDP CUR\$ Index, Board of Governors of the Federal Reserve System. Personal Savings Rate – Bloomberg PIDSDPS Index and CPI YOY Index. Mortgage Rates: Contract vs Effect – Bloomberg USMIRATE Index and MB30 Index.

Employment Indicators

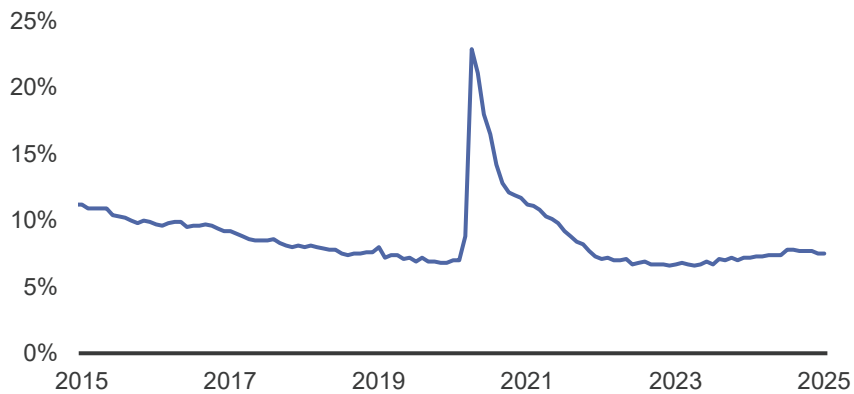
Labor Force Participation Rate



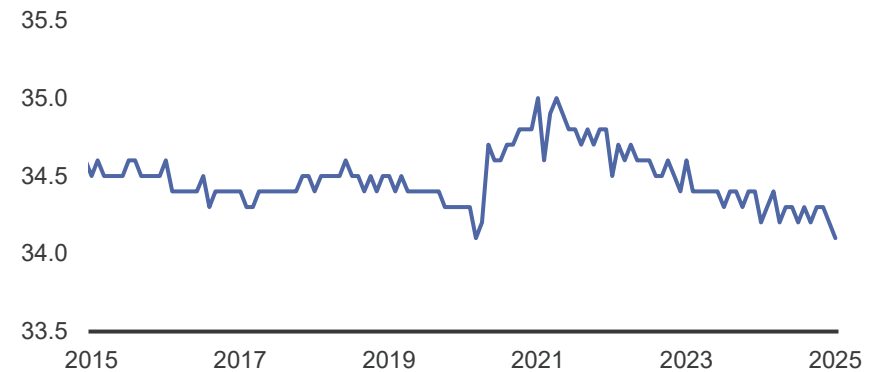
Avg. Hourly Earnings (YoY %)



U-6 Underemployment Rate (%)



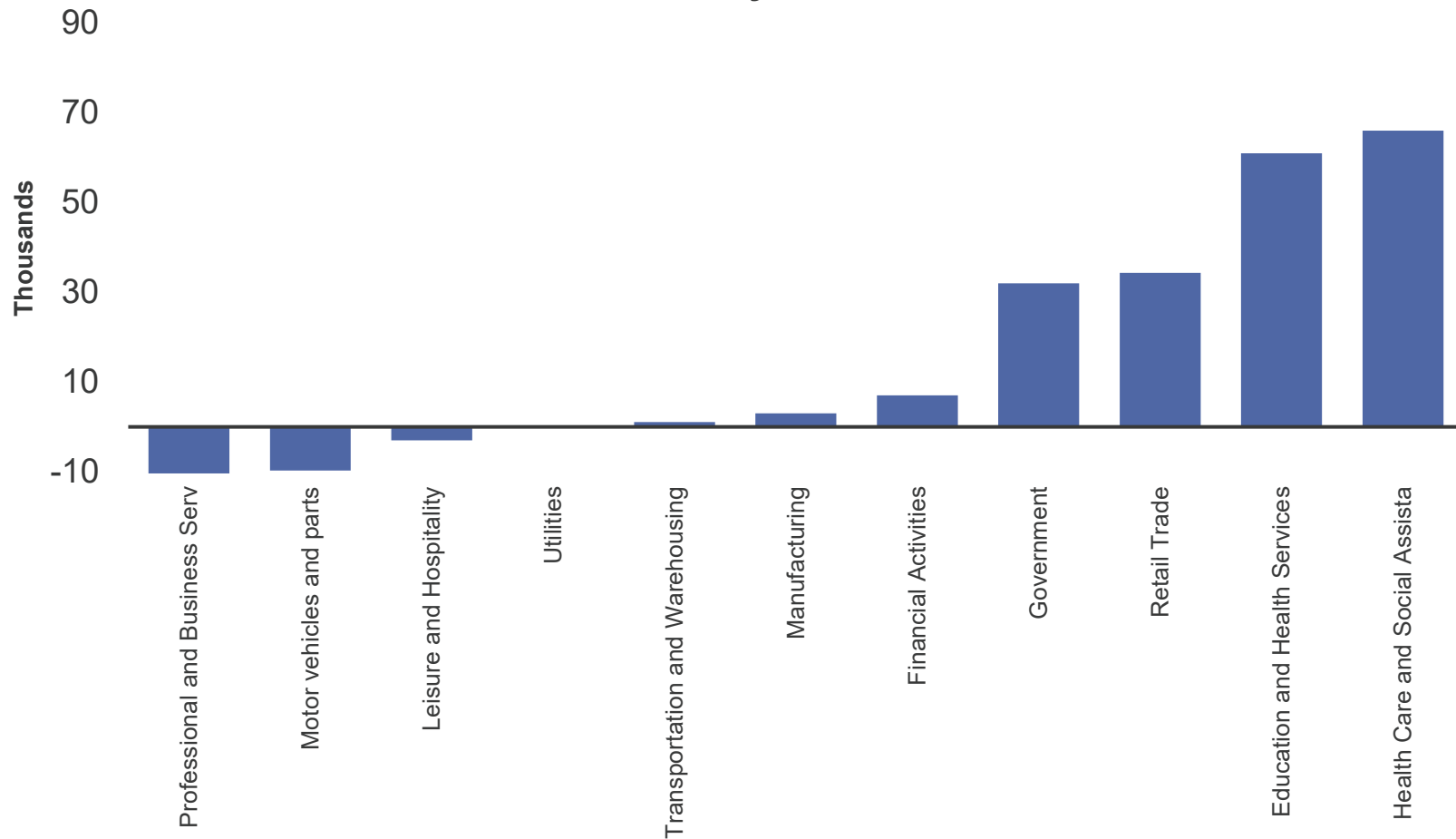
Total Private Sector Average Weekly Hours



Source: Bloomberg Finance L.P., as of January 2025. BLS defines "prime-age" as individuals ranging from 25 – 54 years of age.

Nonfarm Payrolls Employment Report

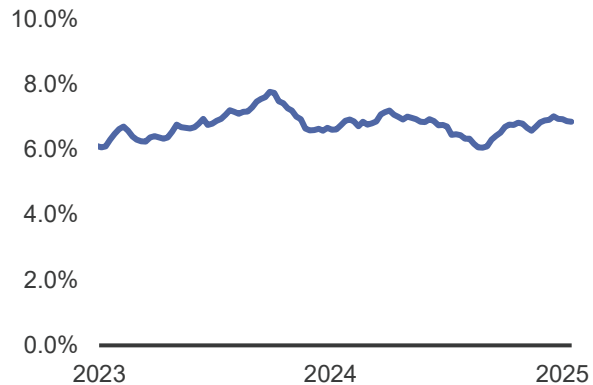
Change in Nonfarm Payrolls January 2025



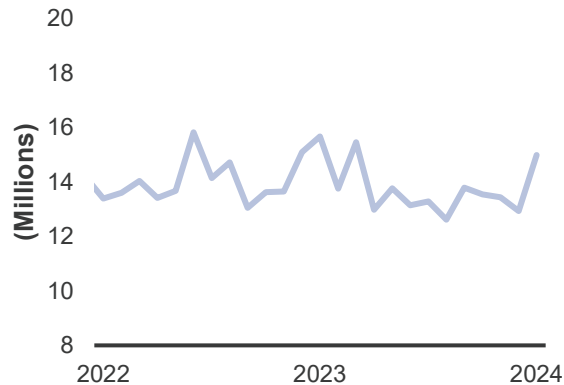
Source: Bureau of Labor Statistics, as of January 2025. Data is seasonally adjusted.

Mortgage Applications Index

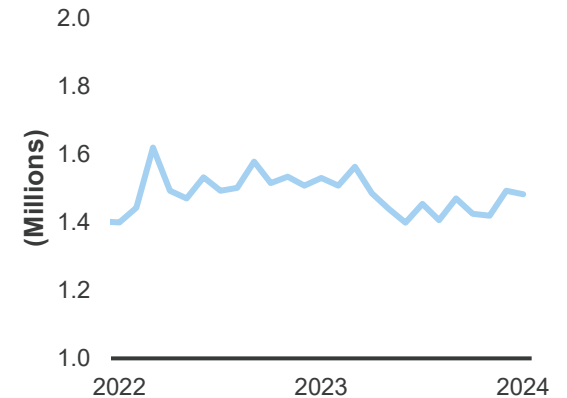
US Mortgage 30-Year Rate



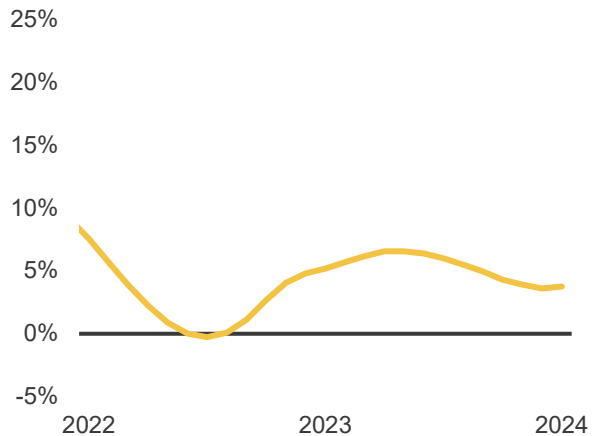
New Home Sales (SAAR)



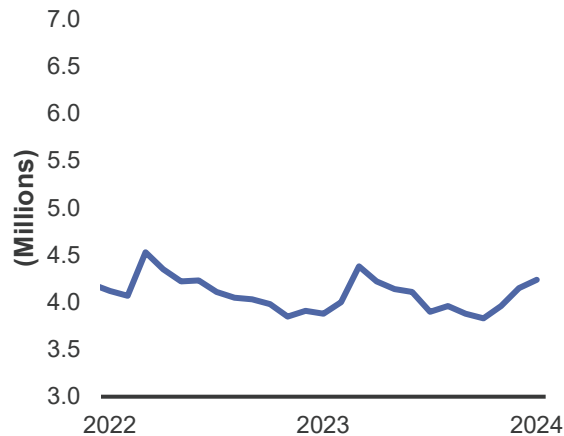
Building Permits (SAAR)



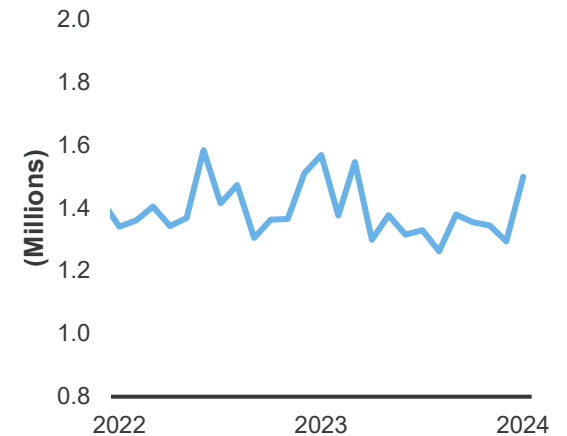
National Home Price Index (YoY)



Existing Home Sales (SAAR)



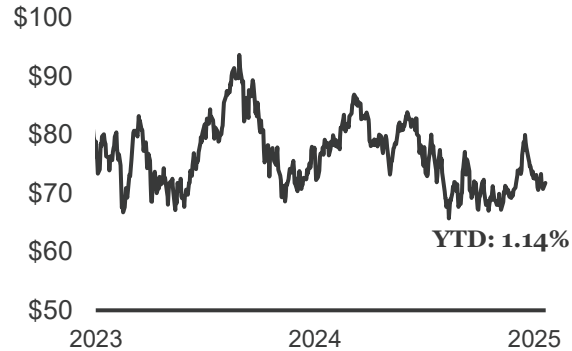
Housing Starts (SAAR)



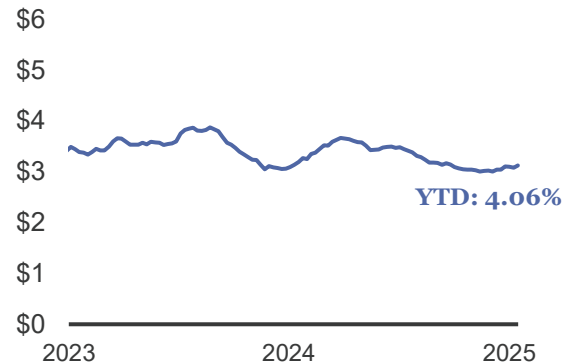
Source: Bloomberg Finance L.P., Freddie Mac Commitment Rates, S&P/Case-Shiller, National Association of REALTORS. Most recent SAAR data as of December 2024; National Home Price Index as of November 2024. US 30 Year Mortgage rate as of February 18, 2025.

Energy Prices

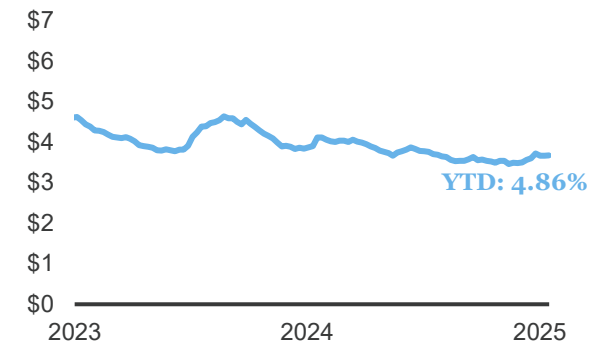
WTI Crude Oil (per barrel)



Retail Gasoline (per gallon)



Average Retail Price US Diesel



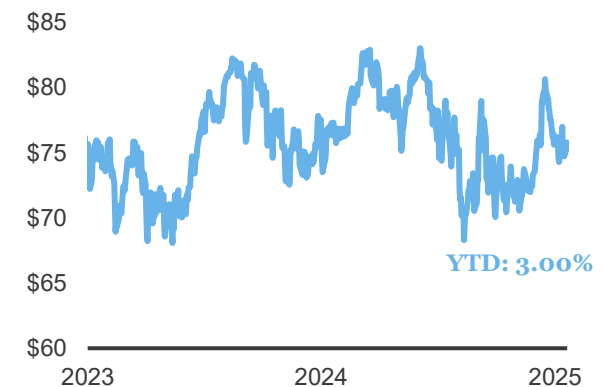
Heating Oil (per gallon)



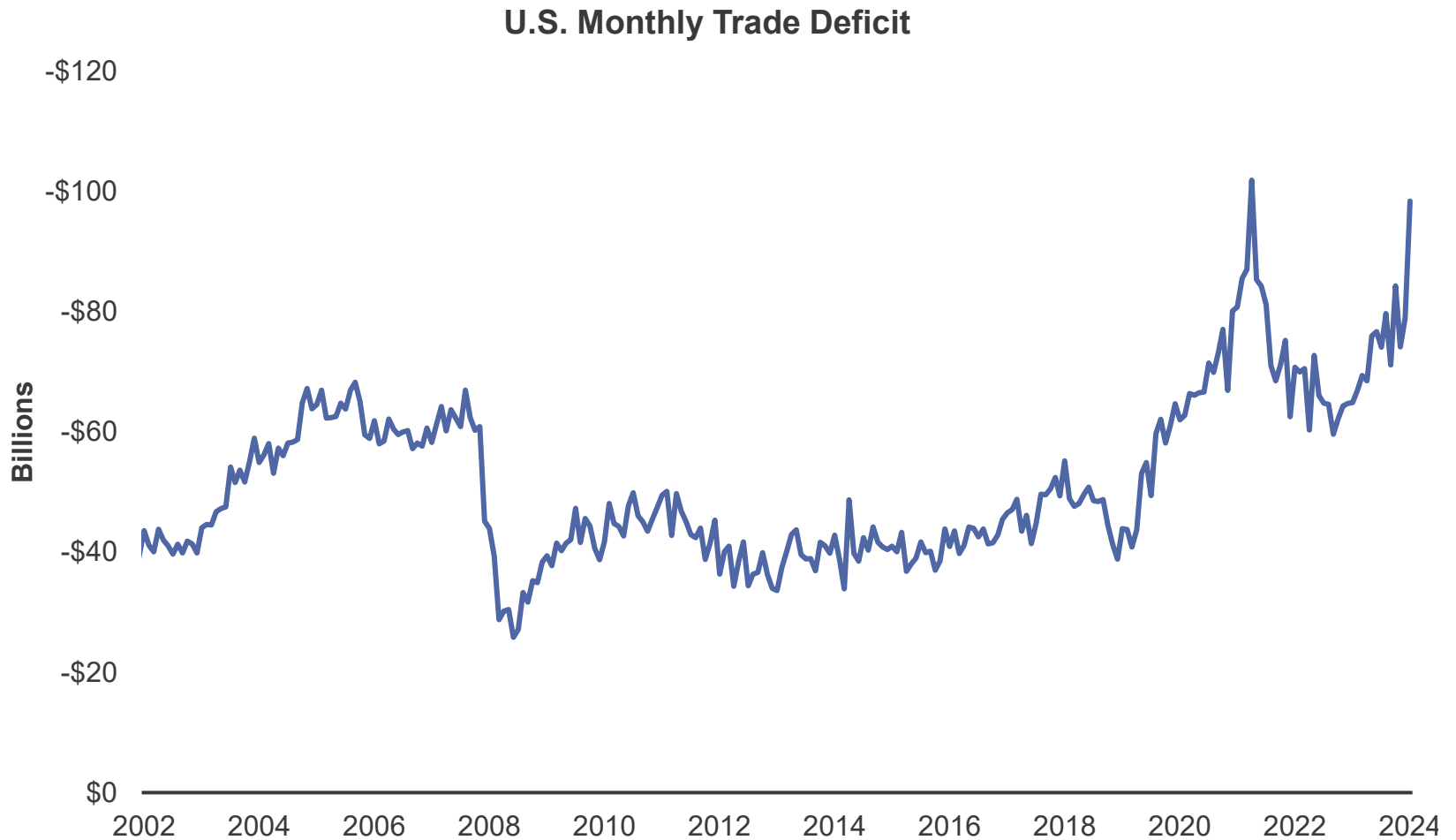
Natural Gas (per MMBtu)



BRENT Crude Oil (per barrel)



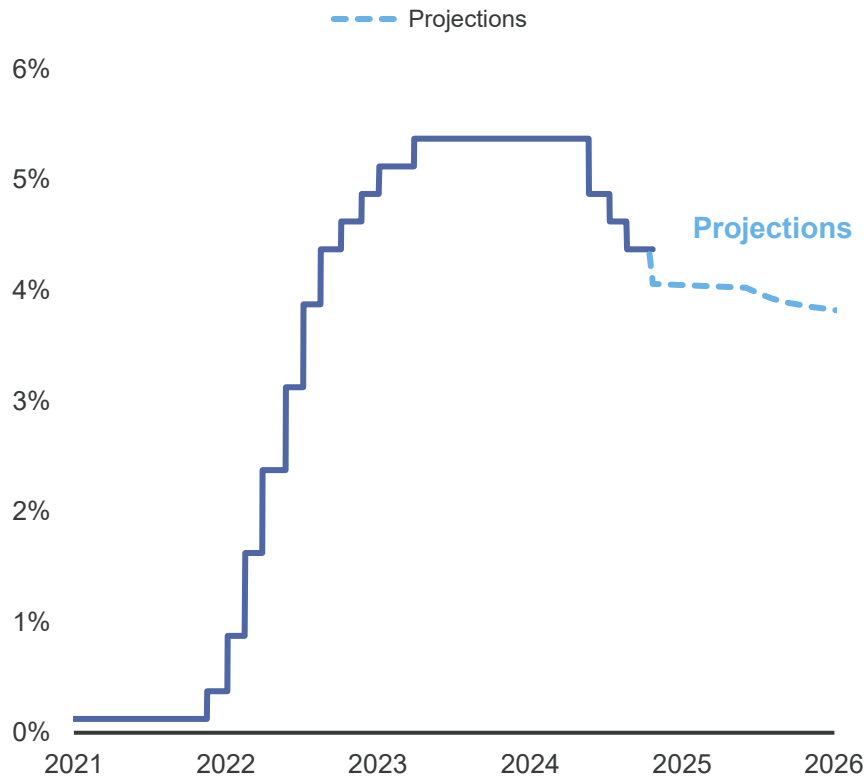
U.S. Trade Deficit



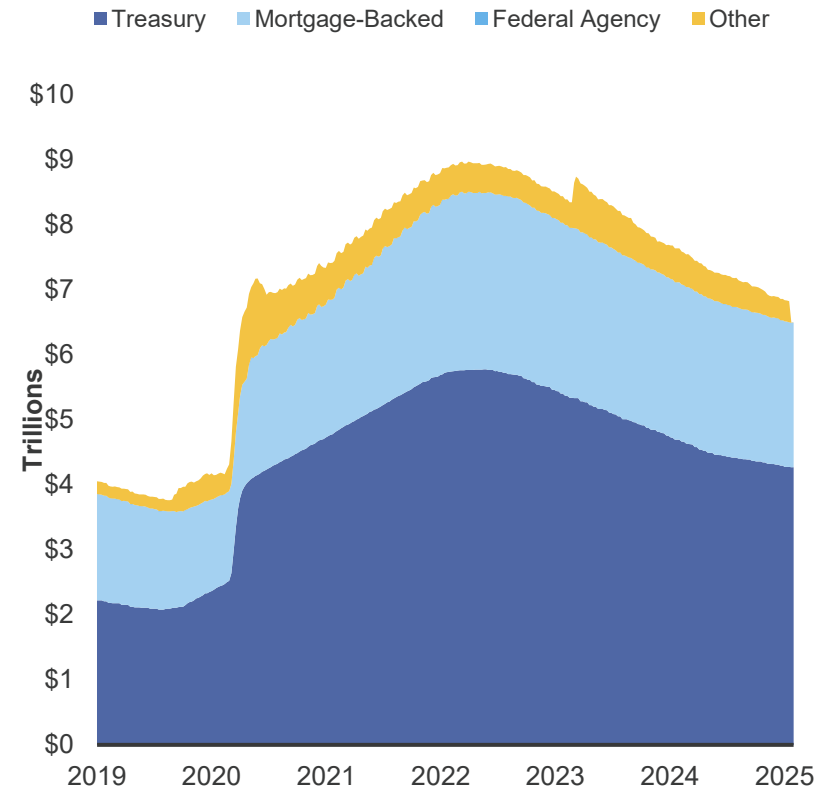
Source: Bloomberg Finance L.P., as of November 2024.

Federal Reserve Continues Reducing the Size of the Balance Sheet

Fed Funds Rate

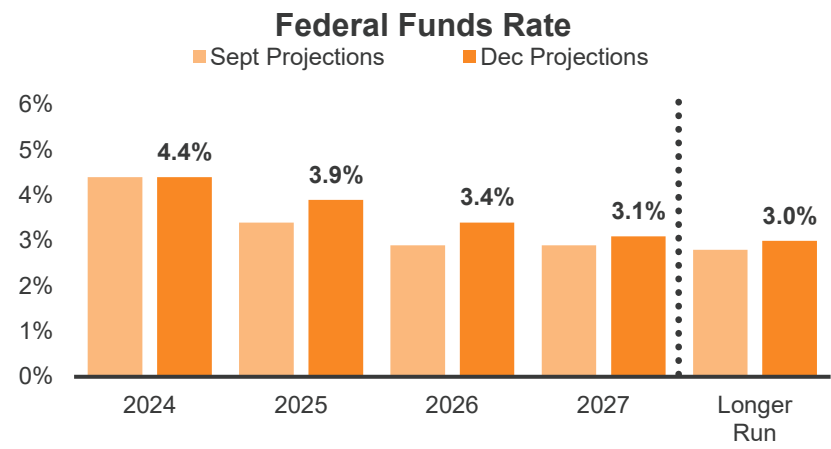
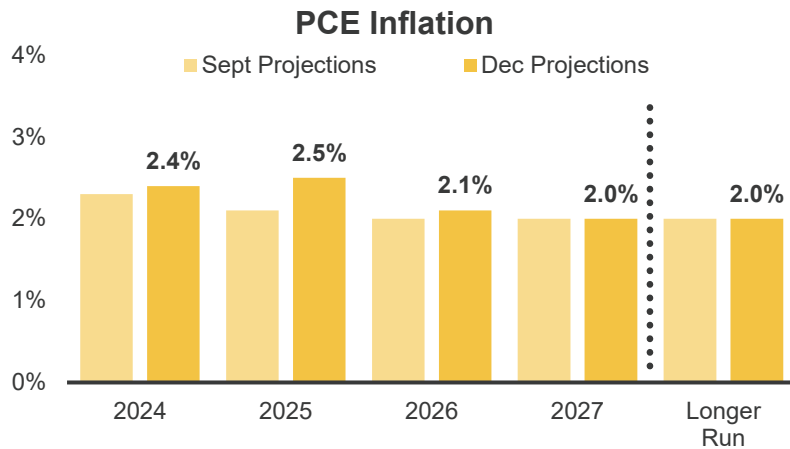
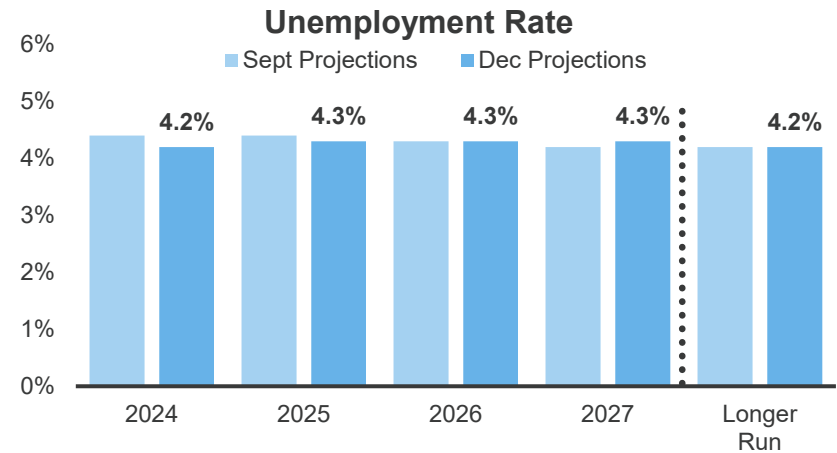
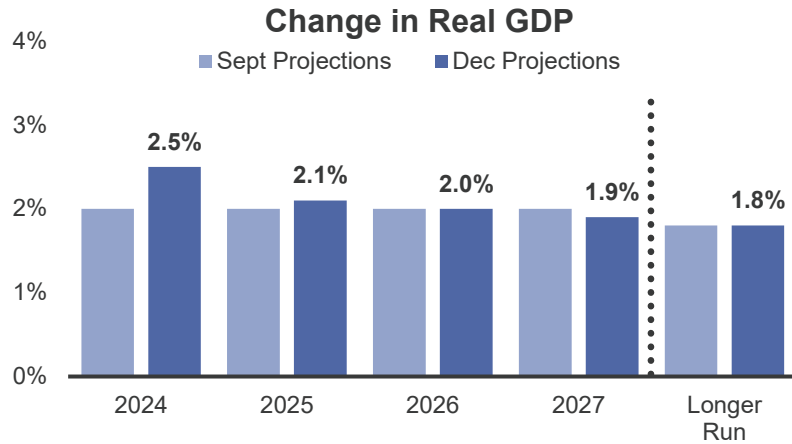


Total Assets of the Federal Reserve



Sources: The Federal Reserve and FRED, data as of 2/18/2025.

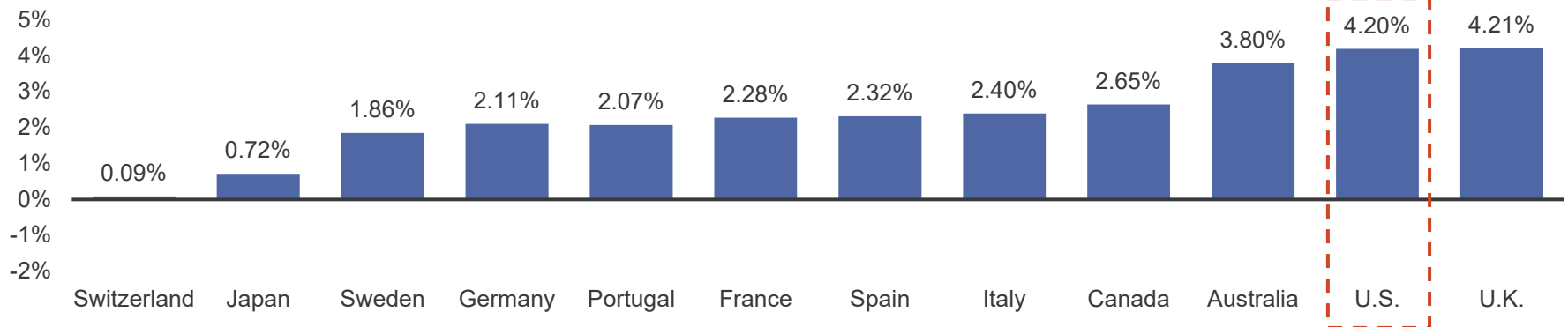
Fed's Updated Summary of Economic Projections



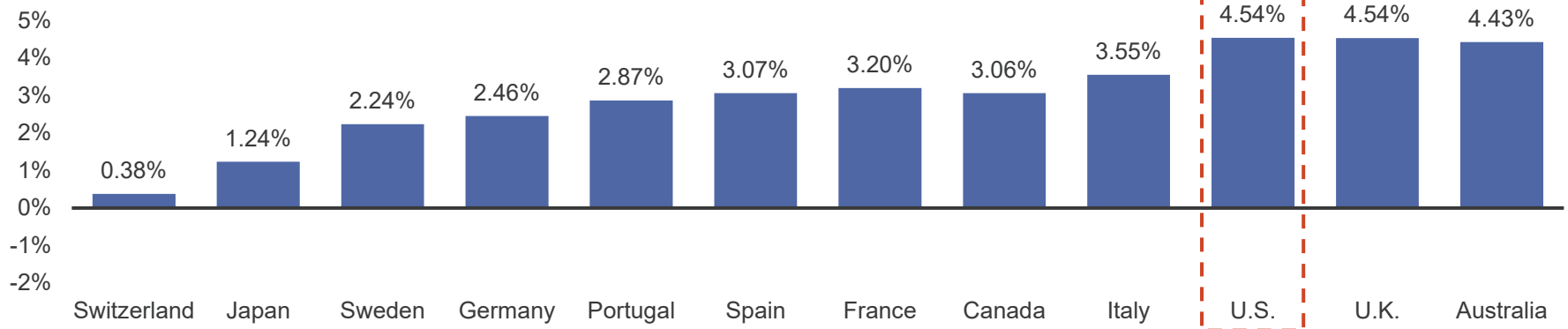
Source: Federal Reserve. As of December 2024.

Global Interest Rate Environment

2-Year Bond Yields



10-Year Bond Yields



Source: Bloomberg Finance L.P., as of 1/31/2025.

Disclaimer

The views expressed within this material constitute the perspective and judgment of U.S. Bancorp Asset Management, Inc. at the time of distribution and are subject to change. Any forecast, projection, or prediction of the market, the economy, economic trends, and equity or fixed-income markets are based upon current opinion as of the date of issue and are also subject to change. Opinions and data presented are not necessarily indicative of future events or expected performance. Information contained herein is based on data obtained from recognized statistical services, issuer reports or communications, or other sources, believed to be reliable. No representation is made as to its accuracy or completeness.

Indexes shown are not available for investment. The index data reference herein is the property of the index provider and / or its licensors. The index provider assumes no liability in connections with its use and does not sponsor, endorse or recommend the products or services contained herein. Index returns do not reflect payment of any sales charges or fees an investor would pay to purchase the securities they represent. The imposition of these fees and charges would cause investment performance to be lower than the performance shown.

PFM Asset Management serves clients in the public sector and is a division of U.S. Bancorp Asset Management, Inc., which is the legal entity providing investment advisory services. U.S. Bancorp Asset Management, Inc. is a registered investment adviser, a direct subsidiary of U.S. Bank N.A. and an indirect subsidiary of U.S. Bancorp. U.S. Bank N.A. is not responsible for and does not guarantee the products, services, or performance of U.S. Bancorp Asset Management, Inc.

NOT FDIC INSURED : NO BANK GUARANTEE : MAY LOSE VALUE

South Coast Air Quality Management District

Annual Investment Policy

I. PURPOSE

This Annual Investment Policy (the “Policy”) sets forth the investment guidelines for all general, special revenue, trust, agency and enterprise funds of the South Coast Air Quality Management District (South Coast AQMD). The objective of this Policy is to ensure all of South Coast AQMD’s funds are prudently invested to preserve principal and provide necessary liquidity, while earning a market average rate of return.

South Coast AQMD funds deposited with the Los Angeles County Treasurer may only be invested in the Los Angeles County Pooled Surplus Investment Portfolio or in Special Purpose Investments as authorized by this Policy. The South Coast AQMD Annual Investment Policy conforms to the California Government Code (the Code) as well as customary standards of prudent investment management. Irrespective of these Policy provisions, should the provisions of the Code be or become more restrictive than those contained herein, such provisions will be considered immediately incorporated in this Policy and adhered to.

II. SCOPE

It is intended that this Policy cover all funds (except those funds invested in the two retirement systems covering South Coast AQMD employees, 401(a), and 457 deferred compensation plan funds) and investment activities under the direction of the South Coast AQMD and deposited with the Los Angeles County Treasurer.

The investment of bond proceeds will be governed by state law and the permitted investment provisions of relevant bond documents.

III. OBJECTIVES

The objectives of this Annual Investment Policy, in priority order, are SAFETY OF PRINCIPAL, LIQUIDITY, AND MARKET RATE OF RETURN.

1. Safety of Principal. The primary objective of South Coast AQMD is to reduce credit risk and interest rate risk to a level that is consistent with safe and prudent investment management. Credit risk is the risk of default or the inability of a debt issuer to make interest or principal payments when due. Credit risk is minimized by investing in only permitted investments and diversifying the portfolio according to this Annual Investment Policy so that no one type of issuer or issue will have a disproportionate impact on the portfolio. Interest rate risk is associated with price volatility introduced by extending the maturity of instruments purchased. Interest rate risk is controlled by limiting the maturity

exposure to acceptable levels.

2. Liquidity. South Coast AQMD funds will be invested to ensure that normal cash needs and scheduled extraordinary cash needs can be met. Cash flow forecasting will be used to determine the current and projected future needs of South Coast AQMD and the ability of South Coast AQMD to make Special Purpose Investments. South Coast AQMD shall invest funds in instruments for which there is a secondary market and which offer the flexibility to be easily sold at any time with minimal risk of loss of either the principal or interest based upon then prevailing interest rates.
3. Market Rate of Return. South Coast AQMD's funds shall be invested to attain a market average rate of return through economic cycles consistent with maintaining risk at a prudent level.

These objectives are to be achieved in part through the diversification of South Coast AQMD investments among the Los Angeles County Pooled Surplus Investment Portfolio and Special Purpose Investments. The combination of the Pooled Surplus Investment Portfolio and the Special Purpose Investment of South Coast AQMD funds in the State of California Local Agency Investment Fund will provide significant diversification, safety of principal and liquidity for the programs of the South Coast AQMD. Other Special Purpose Investments in a South Coast AQMD separate account will experience market price changes due to interest rate risk consistent with longer maturity investments that are permitted by this policy.

IV. RESPONSIBILITIES

The Governing Board. The South Coast AQMD Governing Board is responsible for establishing the Annual Investment Policy and ensuring investments are made in compliance with this Policy. This Policy shall be reviewed annually by the Governing Board at a public meeting pursuant to Section 53646(g) of the California Government Code. The Los Angeles County Treasurer has been appointed Treasurer of South Coast AQMD. The Treasurer shall be appointed at least annually by the South Coast AQMD Governing Board.

The Treasurer. The Treasurer is responsible for making investments and for compliance with this Policy pursuant to the delegation of authority to invest funds or to sell or exchange securities made in accordance with Code Section 53607. The Treasurer shall submit a monthly report of investment transactions to the South Coast AQMD Governing Board. If the South Coast AQMD Governing Board appoints as Treasurer someone other than the Los Angeles County Treasurer, the new Treasurer shall be responsible for making investments and for compliance with this Policy or such other Policy which may be adopted by the Governing Board at that time.

The Chief Financial Officer. The Chief Financial Officer, based on information provided by the Treasurer, shall submit a quarterly report to the Governing Board pursuant to Code Section 53646(g). The Chief Financial Officer is responsible for preparation of cash flow forecasts for South Coast AQMD funds as described below. The Chief Financial Officer will recommend specific individual investments for the Special Purpose Investments to be made by the Treasurer.

The Investment Oversight Committee. The South Coast AQMD Governing Board shall appoint an Investment Oversight Committee. The duties and responsibilities of the Investment Oversight Committee shall consist of the following:

1. Annual review of South Coast AQMD's Investment Policy before it is considered by the Governing Board, and recommend revisions, as necessary, to the Chief Financial Officer.
2. Quarterly review of South Coast AQMD's investment portfolio for conformance with South Coast AQMD's Annual Investment Policy diversification and maturity guidelines and make recommendations to the Chief Financial Officer as appropriate.
3. Provide comments to the South Coast AQMD Chief Financial Officer regarding potential investments and potential investment strategies.
4. Perform such additional duties and responsibilities as may be required from time to time by specific action and direction of the Governing Board.

It shall not be the purpose of the Investment Oversight Committee to advise on particular investment decisions of South Coast AQMD.

V. IMPLEMENTATION

This Policy establishes and defines investable funds, authorized instruments, credit quality requirements, maximum maturities and concentrations, collateral requirements, and qualifications of brokers, dealers, and financial institutions doing business with or on behalf of the South Coast AQMD.

A. Standard of Care.

South Coast AQMD's Governing Board or persons authorized to make investment decisions on behalf of South Coast AQMD are trustees and fiduciaries subject to the prudent investor standard, as required by Code Section 53600.3, and shall be applied in the context of managing an overall portfolio. South Coast AQMD's investment professionals acting in accordance with written procedures and the Annual Investment Policy and exercising due diligence shall be relieved of personal responsibility for an individual security's

credit risk or market price changes, provided deviations from expectations are reported in a timely fashion and appropriate action is taken to control developments.

The Prudent Investor Standard: When investing, reinvesting, purchasing, acquiring, exchanging, selling, or managing public funds, a trustee shall act with care, skill, prudence, and diligence under the circumstances then prevailing, including but not limited to, the general economic conditions and the anticipated needs of the agency, that a prudent person acting in a like capacity and familiarity with those matters would use in the conduct of funds of a like character and with like aims, to safeguard the principal and maintain the liquidity needs of the agency.

B. Investable Funds.

Investable Funds for purposes of this Policy are the South Coast AQMD general, special revenue, trust, fiduciary and enterprise funds that are available for investment at any one time including any estimated bank account float.

Investable Funds are idle or surplus funds of the South Coast AQMD including all segregated funds. All bond proceeds are excluded from Investable Funds.

The Cash Flow Horizon is the time period in which the South Coast AQMD cash flow can be reasonably forecast. This Policy establishes the Cash Flow Horizon for South Coast AQMD idle or surplus funds to be three (3) years. The South Coast AQMD cash flow forecast must be updated at least every six months.

When the South Coast AQMD Chief Financial Officer determines that the cash flow forecast can be met, the Treasurer, at the request of the Chief Financial Officer, may invest a maximum of up to 75% of the minimum amount of funds available for investment during the Cash Flow Horizon in Special Purpose Investments (“SPI”), exclusive of investments in the State of California Local Agency Investment Fund (“LAIF”), in a separate account outside of the Pooled Surplus Investment (“PSI”) Portfolio, in accordance with this Policy.

C. Authorized Investments.

Authorized investments shall match the general categories established by the California Government Code Sections 53601 et seq. and 53635 et seq.

Authorization for specific instruments within these general categories as well as portfolio concentration and maturity limits are established below as part of this Policy. No investments shall be authorized that have the possibility of returning a zero or negative yield when held to maturity; for example: inverse floaters, range notes or interest only STRIPS. As the California Government Code is amended, this Policy shall likewise become amended.

South Coast AQMD investments or deposits in the County of Los Angeles PSI Portfolio are governed by the County of Los Angeles Treasurer's Investment Policy for Pooled Surplus Funds. South Coast AQMD investments or deposits in the LAIF are governed by the investment policy and guidelines for LAIF as established by the Office of the Treasurer for the State of California. Investments in LAIF are an SPI investment and are limited in amount to the investment limits established for LAIF by the California State Treasurer.

South Coast AQMD funds and segregated funds that are invested by the Treasurer in an SPI separate account outside of the County of Los Angeles PSI Portfolio or LAIF are subject to this Policy. South Coast AQMD funds invested in an SPI separate account will be governed by various approved lists that may be established and maintained by the Los Angeles County Treasurer or the South Coast AQMD's Investment Advisor.

D. Maximum Maturities.

The maximum maturity of any SPI investment shall be five (5) years. The weighted average maturity of the SPI separate account portfolio may not exceed three (3) years. Maturity shall mean the nominal maturity of the security, or the unconditional put option date, if the security contains such provision. Term or tenure shall mean the remaining time to maturity when purchased.

E. Permitted Investments.

1. U.S. Treasuries.

Direct obligations of the United States of America and securities which are fully and unconditionally guaranteed as to the timely payment of principal and interest by the full faith and credit of the United States of America.

U.S. Treasury coupon and principal STRIPS are not considered to be derivatives for the purpose of this Annual Investment Policy and are, therefore, permitted investments pursuant to the Annual Investment Policy.

2. Federal Agencies and U.S. Government Sponsored Enterprises.

Obligations, participations, or other instruments of, or issued by, a federal agency or a United States government sponsored enterprise.

3. Los Angeles County Pooled Surplus Investment Portfolio.

The County of Los Angeles Pooled Surplus Investment Portfolio is a pooled fund managed by the County Treasurer whose permitted investments are authorized in the Code and are governed by the Treasurer's Investment Policy with credit requirements and maturity limits established by the County Treasurer and adopted by the County Board of Supervisors.

4. State of California Local Agency Investment Fund.

LAIF is a pooled fund managed by the Office of the State Treasurer whose permitted investments are identified in the Code and whose credit requirements and maturity limits are established by the State Treasurer.

5. Shares of Money Market Mutual Funds.

Credit requirements for approved money market funds shall be limited to ratings of AAA by at least two nationally recognized statistical rating organizations (NRSRO) or managed by an investment advisor registered with the Securities and Exchange Commission with not less than five years' experience and with assets under management in excess of five hundred million dollars (\$500,000,000), and such investment may not represent more than ten percent (10%) of the total assets in the money market fund.

6. Bankers' Acceptances.

Bankers' acceptances must be issued by national or state-chartered banks or a state-licensed branch of a foreign bank. Eligible bankers' acceptances shall have the highest ranking or the highest letter and number rating as provided for by at least two NRSRO.

Maximum maturities for bankers' acceptances are 180 days.

7. Negotiable Certificates of Deposit.

Negotiable certificates of deposit must be issued by national or state-chartered banks, a federally- or state-licensed branch of a foreign bank, savings associations or Federal Association and state or federal credit unions. Negotiable CDs must be rated in a rating category of "A-1/A" or its equivalent, or higher, by at least two NRSRO.

The South Coast AQMD will not purchase negotiable certificates of deposit of a savings association or credit union as Special Purpose Investments if a South Coast AQMD Board member or a member of management staff, with investment authority, also serves on the Board of Directors or a committee of that savings association or credit union.

Maximum maturities for all negotiable certificates of deposit are three (3) years.

8. Commercial Paper.

Commercial paper of "prime" quality of the highest ranking or of the highest letter and number rating as provided for by a NRSRO. The entity that issues

the commercial paper shall meet all of the following conditions in either paragraph a. or paragraph b.:

- a. The entity meets the following criteria:
 - i. Is organized and operating in the United States as a general corporation.
 - ii. Has total assets in excess of \$500 million.
 - iii. Has debt other than commercial paper, if any, that is rated in a rating category of “A”, or its equivalent, or higher, by a NRSRO.
- b. The entity meets the following criteria:
 - i. Is organized within the United States as a special purpose corporation, trust, or limited liability company.
 - ii. Has program wide credit enhancements including, but not limited to, over collateralization, letters of credit, or surety bond.
 - iii. Has commercial paper that is rated in a rating category of “A-1”, or the equivalent, or higher, by a NRSROs.

Investments may not represent more than ten percent (10%) of the outstanding paper of the issuing corporation.

Maximum maturities for commercial paper are 270 days.

9. Repurchase Agreements.

All repurchase transactions must be collateralized by U.S. Government or its Agencies and instrumentalities with a market value of 102% or greater for collateral marked to market daily, entered into with a broker-dealer which is a recognized primary dealer and evidenced by a broker-dealer master purchase agreement signed by the County Treasurer and approved by South Coast AQMD.

The maximum maturity of a repurchase agreement shall be 30 days.

10. Reverse Repurchase Agreements.

Reverse repurchase agreements are not allowed except as part of investments in the County of Los Angeles Pooled Surplus Investment Portfolio and the State of California Local Agency Investment Fund.

11. Obligations of the State of California or any local agency within the state.

Permitted obligations will include bonds payable solely out of revenues from a revenue producing property owned, controlled or operated by the state or any

local agency, or by a department, board, agency or authority of the state or any local agency.

Obligations of the State of California or other local agencies within the state must be rated in a rating category of “A”, or its equivalent, or higher, by a NRSRO.

12. Supranational Institutions.

Permitted investments are U.S. dollar denominated senior unsecured unsubordinated obligations issued or unconditionally guaranteed by any of the supranational institutions identified in California Government Code Section 53601(q), with a maximum remaining maturity of five years or less, and which are eligible for purchase and sale within the U.S.

Supranational investments must be rated in a rating category of “AA”, or its equivalent, or higher, by a NRSRO.

F. Diversification Guidelines.

Diversification limits ensure that at the time of investment the South Coast AQMD’s portfolio is not unduly concentrated in the securities of one type, industry, or issuer, thereby assuring adequate portfolio liquidity should one sector or issuer experience difficulties. The diversification limits outlined below for an individual investment instrument and issuer/counterparty are expressed as the maximum percentage of the total South Coast AQMD’s portfolio invested by the Los Angeles County Treasurer. Maximum percentage limits shall apply at the time of purchase and allocations in excess of maximum percentages due to fluctuations in portfolio size will not be considered out of compliance with this Policy.

<u>Instrument</u>	<u>Maximum % of Portfolio</u>
1. U.S. Treasuries	100%
2. Federal Agencies & U.S. Government Sponsored Enterprises	100%
3. Los Angeles County Pooled Surplus Investment Portfolio	100%
4. State of California Local Agency Investment Fund	100%
5. Shares of Money Market Mutual Funds	15%
6. Bankers Acceptances	40%
7. Negotiable Certificates of Deposit	30 10%
8. Commercial Paper	40%
9. Repurchase Agreements	50 20%
10. Reverse Repurchase Agreements*	Not Allowed
11. Obligations of the State of California or any California local agency	30 10%
12. Obligations of Supranational Institutions	30%

* See Section V(E)(10).

<u>Issuer/Counterparty</u>	<u>Maximum % of Portfolio</u>
Any one Federal Agency or U.S. Government Sponsored Enterprise	50%
Securities of any single non-government issuer or its related entities, regardless of security type	5%
Securities of any State of California or California local agency	5%
Any one Repurchase Agreement or other collateralized counterparty name	50%

G. Investment Agreements (For Bond Funds Only).

Investment Agreements or Fully Flexible Repurchase Agreements shall provide a fixed spread to an index or a fixed rate of return with liquidity, usually one-to-seven day's withdrawal notice with no penalties, to meet cash flow needs of the South Coast AQMD. Investment Agreements may be with any bank, insurance company or broker/dealer, or any corporation whose principal business is to enter into such agreements, if:

1. At the time of such investment:
 - a. Such bank has an unsecured, uninsured and unguaranteed obligation rated in a rating category of "AA", or its equivalent, or higher, by at least two NRSROs, or
 - b. such insurance company or corporation has an unsecured, uninsured and unguaranteed claims paying ability rated "AAA" or its equivalent by at least two NRSROs, or
 - c. such bank or broker/dealer has an unsecured, uninsured and unguaranteed obligation rated in a rating category of "A", or its equivalent, or higher by at least two NRSROs (and with respect to such broker/dealer shall be rated of the highest short-term ratings by at least two NRSROs); provided, that such broker/dealer or "A" rated bank also collateralize the obligation under the investment agreement with U.S. Treasuries or Agencies.
2. The agreement shall include a provision to the effect that if any rating of any such bank, insurance company, broker/dealer or corporation is downgraded below the rating existing at the time such agreement was

entered into, the South Coast AQMD shall have the right to terminate such agreement.

3. Collateralization shall be at a minimum of 102%, marked to market, at a minimum, weekly.

The maximum term for an Investment Agreement for bond proceeds will be governed by the permitted investment language of the bond indenture.

H. Rating Downgrades.

Securities that are currently under “Credit Watch-Negative” for downgrade below the minimum credit criteria of this Policy by any NRSROs are not permitted for purchase for the SPI investments under this Policy.

The South Coast AQMD SPI separate account may from time to time be invested in a security whose rating is downgraded below the quality criteria permitted by the Annual Investment Policy. Any security held as an investment whose rating falls below the investment guidelines or whose rating is put on notice for possible downgrade shall be immediately reviewed for action by the Chief Financial Officer. The decision to retain the security until maturity, sell (or put) the security, or other action shall be approved by the Treasurer. Minimum credit criteria shall apply at the time of purchase.

I. Securities Safekeeping.

Securities shall be deposited for safekeeping with a third party custodian in compliance with Code Section 53608.

J. Review and Monitoring of Investments.

The Chief Financial Officer will submit to the Governing Board the quarterly reports on investments prepared by the Treasurer for the Pooled Surplus Investment Portfolio and South Coast AQMD funds invested in the State Local Agency Investment Fund and Special Purpose Investments. The Chief Financial Officer will review at least monthly the transactions and positions of South Coast AQMD funds invested in Special Purpose Investments outside of the Local Agency Investment Fund or the Pooled Surplus Investment Portfolio.

Approved: ~~March 8, 2024~~March 14, 2025