



**PERMIT STREAMLINING
TASK FORCE
SUBCOMMITTEE
MEETING
August 23, 2018**



Permit Streamlining Task Force Subcommittee

August 23, 2018

Agenda



Update

Pending Application
Backlog Reduction



Update

Title V Permit Posting
Online

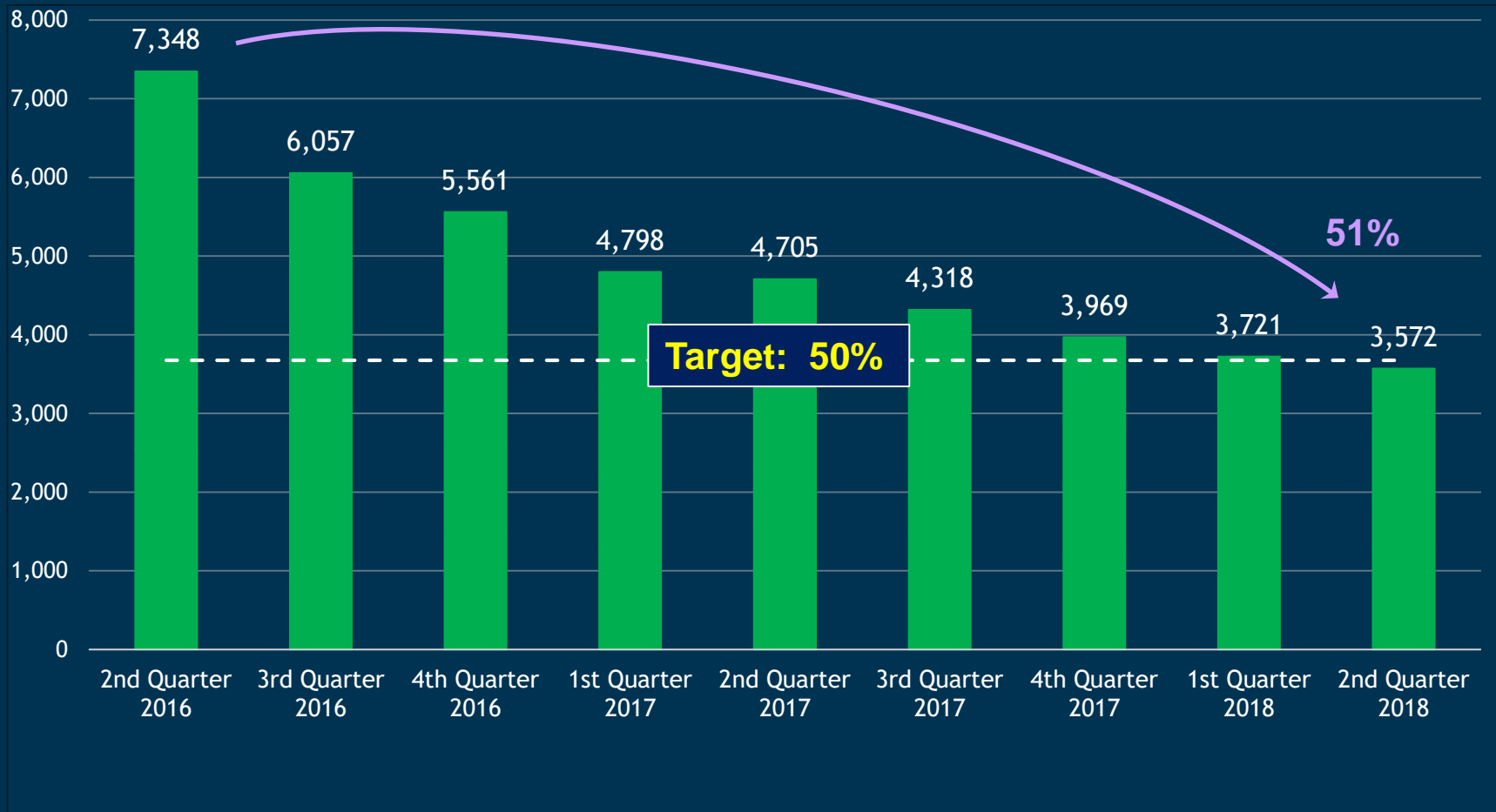


Update

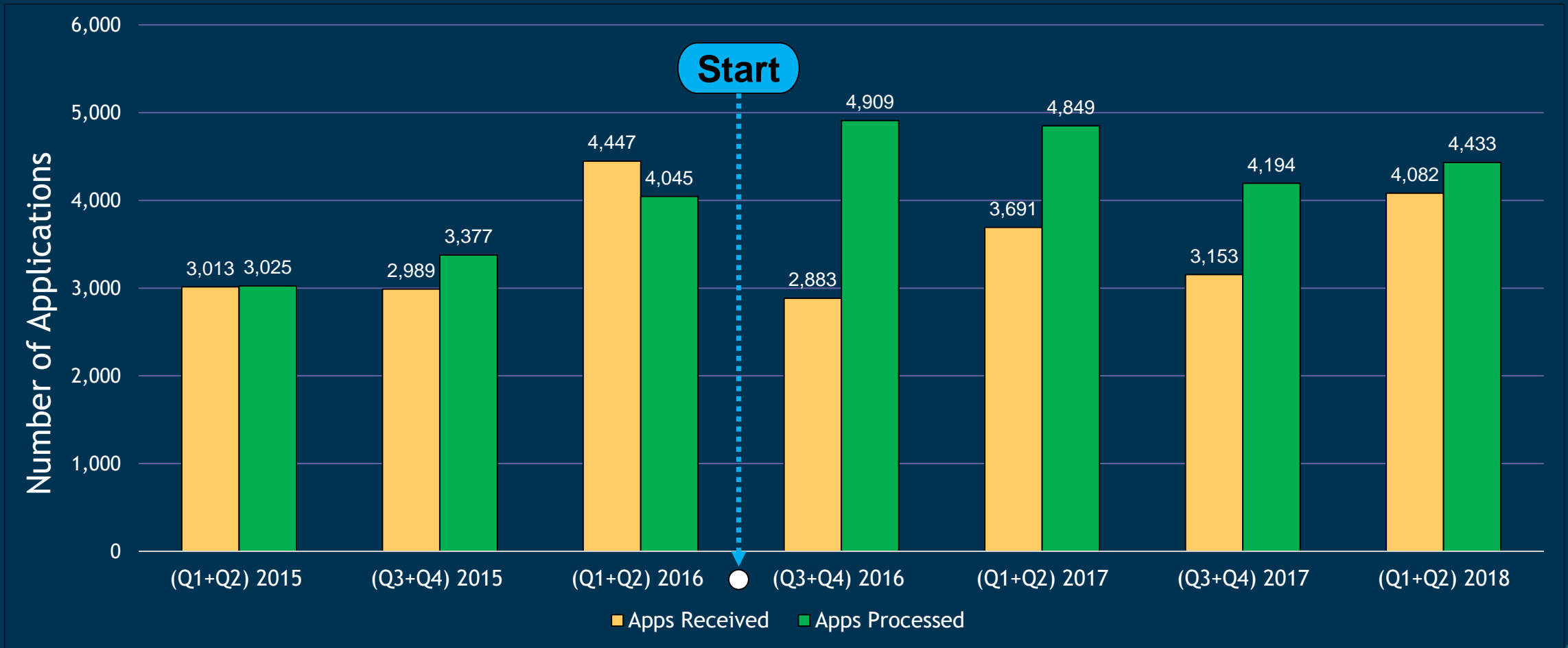
Permit Application
Status Dashboard

Pending Application Backlog Reduction

Pending Applications (2016 - 2018)

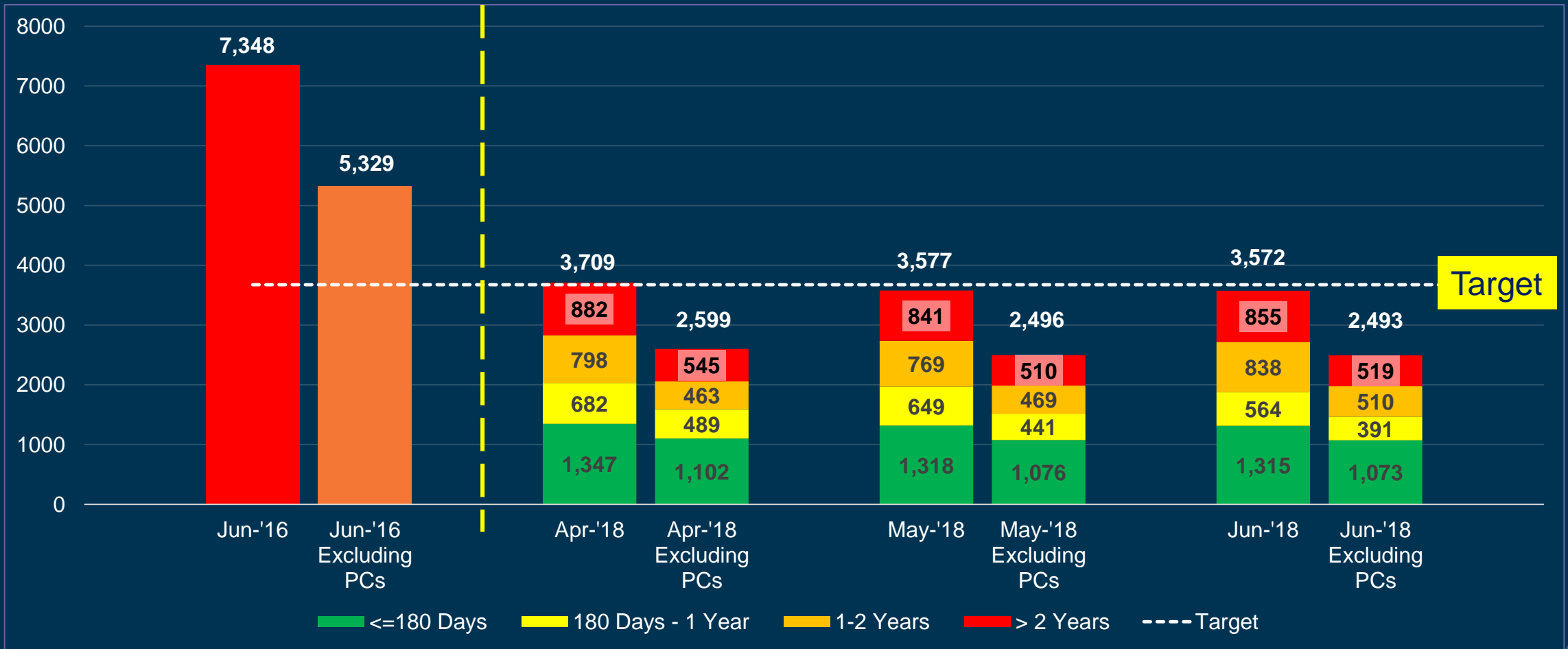


Improved Production Rates

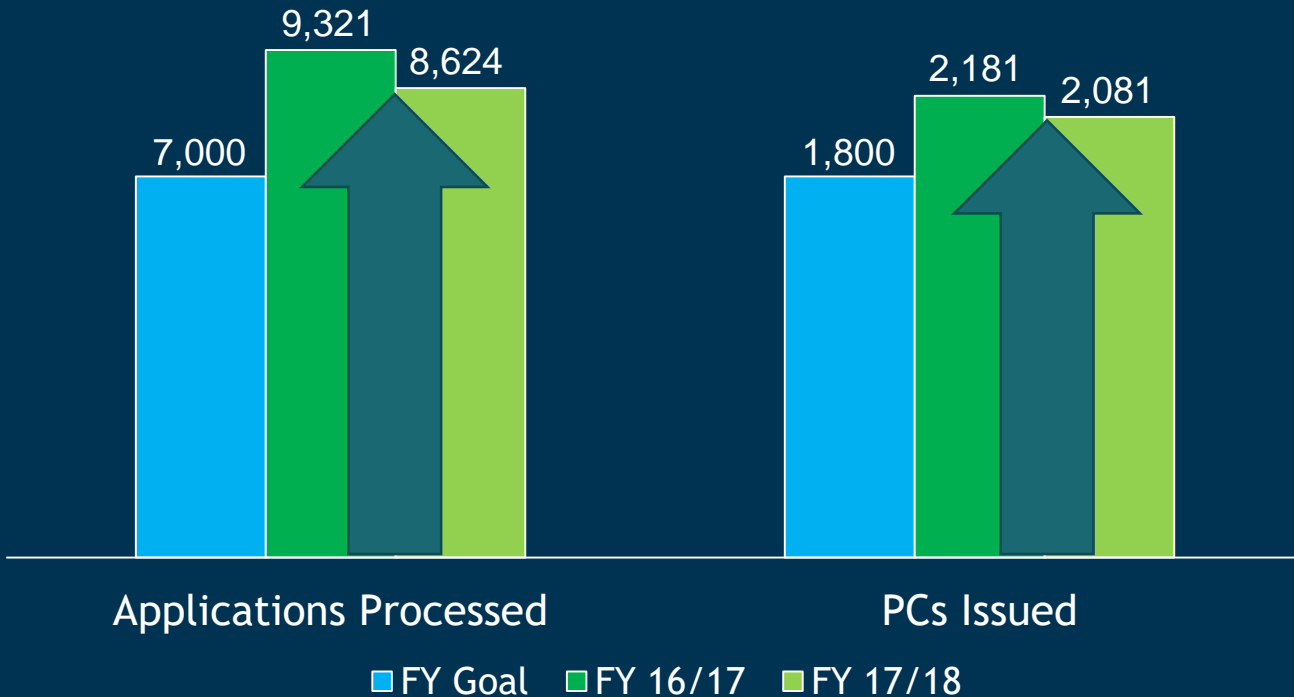


Pending Applications

Including and Excluding PCs Issued



Highlights



- Exceeded Goals & Objectives (FY 16/17 and FY 17/18)
 - Applications Processed
 - PCs Issued
- Lowest inventory in 30+ years
- Efforts continue to build cushion to address RECLAIM transition

Title V Posting Online

Online Title V Permits

Purpose and Goal

- Address US EPA audit finding
 - **Make Title V permits available online**
- Post all current permits online
- Update postings via paperless processing

Implementation

- Program automation
- Section consolidation
(complete permit issued each time & posted online)
- Initial compilation & posting
 - **Pilot by engineering team**
 - **Production roll out in stages**

Online Title V Permits

Outcomes

- Applicants to receive approved permit via email:
 - Email replaces traditional cover letter / summary of changes
 - Entire permit rather than modified sections to be transmitted (changes noted in table of contents)
 - Hyperlinks to imaged version of signed approved permit and to searchable pdf version of unsigned permit
 - Separate email with searchable pdf version of unsigned permit attached
- Paper copies will not be mailed
- Official copy of permit available through public document search
- Benefits
 - Direct public access
 - Address public records request
 - Quicker turnaround via email transmittal



Permit Application Status Dashboard Update

Permit Applications Dashboard

Concept

- Governing Board initiative
- Increase transparency
- Online access to permit application status
- Additional communication mechanism
 - Time elapsed & application completeness indicators
 - Indicates when actions are required by applicant
 - Identifies any pending agency actions

Status Indicators



In Process



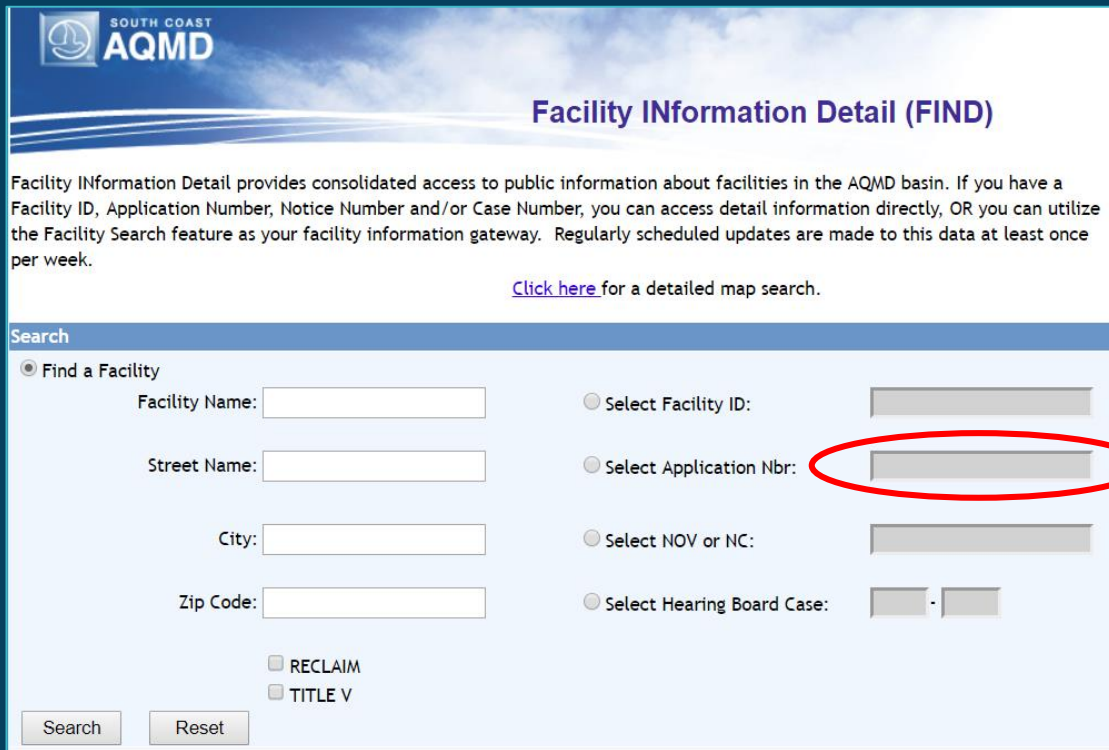
Awaiting Facility Action



Awaiting Agency Action

Access Through F.I.N.D.

Link Application through F.I.N.D.:



SOUTH COAST AQMD

Facility Information Detail (FIND)

Facility Information Detail provides consolidated access to public information about facilities in the AQMD basin. If you have a Facility ID, Application Number, Notice Number and/or Case Number, you can access detail information directly, OR you can utilize the Facility Search feature as your facility information gateway. Regularly scheduled updates are made to this data at least once per week.

[Click here](#) for a detailed map search.

Search

Find a Facility

Facility Name: <input type="text"/>	<input type="radio"/> Select Facility ID: <input type="text"/>
Street Name: <input type="text"/>	<input type="radio"/> Select Application Nbr: <input type="text"/>
City: <input type="text"/>	<input type="radio"/> Select NOV or NC: <input type="text"/>
Zip Code: <input type="text"/>	<input type="radio"/> Select Hearing Board Case: <input type="text"/> - <input type="text"/>

RECLAIM
 TITLE V

Application Details Screen

South Coast AQMD Application details page navigated from landing page George Haddad

Application Details - #102157

Application's Metadata

Application status indicator

Application Specific Information

Application Number	: 102157	Application Status	: 210-Application ready for prescreening
Facility ID	: 346	Facility Team	: A
Facility Name	: Frito lay	Facility Team Name	: Mechanical Process - Reclaim
Permit Number	: NA	Engineer	: Joe Smith-JS10
Permit Status	: NA	Engineer Phone Number	: 714-222-2222
Application Type	: Permit to Construct	Deemed complete date	: 4/26/2018
Equipment Type	: B	Estimated construction start date	: NA
BCAT	: Value and description	Estimated construction end date	: NA
CCAT	: Value and Description		

Application Status Indicators

In Process

Time Elapsed Indicators

11 days over 30 days
0% time remaining

Days

Prescreening

Time elapsed indicator will be represented as a guage

Dashboard Detail Screen (cont.)

The screenshot displays a dashboard with two main sections: 'Application Status Progress' and 'Application History'. The 'Application Status Progress' section shows a flowchart with four stages: 'Recieved' (3/8/2018), 'Assigned' (4/8/2018), 'Deemed Complete' (4/22/2018), and 'PC' (6/15/2018). The 'Application History' section is a table with columns for Application Status, Status Date, Comments, Start Date, Target Date, Close Date, Close User Name, and Engineer name. A callout box on the right explains the flow and lists six possible statuses: Received, Assigned, Deemed complete, PC, PO, Denied, Cancelled, Rejected, On-Hold. Another callout box points to the table, indicating that the application's history and a description of the status will be displayed.

Application Status Progress

Recieved 3/8/2018 → Assigned 4/8/2018 → Deemed Complete 4/22/2018 → PC 6/15/2018

Application History

Application Status	Status Date	Comments	Start Date	Target Date	Close Date	Close User Name	Engineer name

Shows the flow of the application process in terms of system driven statuses as when they happen.

The six possible statuses that could show up are, Received, Assigned, Deemed complete, PC, PO, Denied, Cancelled, Rejected, On-Hold

Application's history

Description of the status will be displayed

On schedule for 2018