


BOARD MEETING DATE: December 5, 2014

AGENDA NO. 6

PROPOSAL: Issue RFP to Upgrade, Operate and Maintain Fast-Fill CNG Fueling Station at SCAQMD Headquarters, Amend Contract and Transfer and Appropriate Funds 

SYNOPSIS: The SCAQMD has owned and operated a fast-fill public access CNG fueling station at Headquarters since January 2003, contracting out maintenance and management functions of the station to an outside contractor. At this time, to ensure continued reliable CNG dispensing capability to meet current and anticipated future needs of SCAQMD's natural gas fleet and the public, the station equipment requires upgrades. Additionally, staff proposes an independent contractor own, operate and maintain the station. This action is to issue an RFP to solicit competitive bids for an independent contractor to lease SCAQMD property and to own, upgrade, operate and maintain the station. In addition, this action is to amend a contract with Trillium CNG to add \$50,000 from the Fast-Fill CNG Fueling Station Enterprise Fund (71) to continue the maintenance and management of SCAQMD's existing fast-fill CNG fueling station until a new contractor is under contract.

COMMITTEE: Technology, November 21, 2014; Recommended for Approval

RECOMMENDED ACTIONS:

1. Issue the attached RFP #P2015-18 to solicit competitive bids for an independent contractor to lease SCAQMD property and upgrade, operate and maintain the fast-fill CNG fueling station at SCAQMD Headquarters; and
2. Authorize the Executive Officer to amend a contract with Trillium CNG to add \$50,000 from the Fast-Fill CNG Fueling Station Enterprise Fund (71) to continue the maintenance and management of SCAQMD's existing fast-fill CNG fueling station.

Barry R. Wallerstein, D.Env.
Executive Officer

Background

In 2001, the SCAQMD approved funding for construction of a public access fast-fill compressed natural gas (CNG) fueling station at SCAQMD Headquarters. The award for this project was issued to Pinnacle CNG and included equipment proprietary to Pinnacle CNG at that time. In 2002, the SCAQMD established the Fast-Fill CNG Fueling Station Enterprise Fund (71). This special fund was allocated up to \$175,000 over a five-year period, with revenue generated from the sale of CNG to augment the fund, to cover the costs of natural gas, equipment, maintenance and management fees including credit card transactions, SCAQMD overhead, taxes and other related expenses. Construction of the CNG station was completed in January 2003. In February 2003, a sole source contract was executed with Trillium CNG (formerly Pinnacle CNG) to provide maintenance and management services to handle the daily operation of the CNG refueling station. Subsequent contracts were executed in 2004 and 2009 with Trillium CNG, with the current contract expiring near the end of this calendar year.

Proposal

This action is to issue RFP #P2015-18 to solicit competitive bids for one or more independent contractors to lease property from the SCAQMD and upgrade the existing station with a state-of-the-art, public access CNG refueling system. The successful bidder(s) will also assume all maintenance and operating costs and responsibilities of the station. Successful bidding entities should have proven expertise in sizing, planning, developing and installing a CNG station. Expertise shall include, but not be limited to, experience with public access CNG refueling stations and equipment, including compressors, dispensers, CNG storage vessels and driers. The RFP will allow bidders to submit proposals on all or part of the RFP tasks.

Based on historical data, including actual throughput and usage of the current station since commissioning in 2003, monthly throughput of natural gas has increased by 1,000 gasoline gallon equivalents (GGEs) per month annually. The current monthly throughput rate of CNG dispensed at this facility is 15,000 GGEs per month. The RFP will also seek an evaluation of projected fuel demands and additional capabilities needed for efficiency at this facility as well as cost recovery and energy management capabilities.

The proposed schedule of events for the RFP is as follows:

Date	Event
December 5, 2014	RFP released
December 19, 2014	“Mandatory” Bidders’ Conference/Site Walk at 10 a.m.
January 16, 2015	Proposals Due by 5:00 p.m.
March 20, 2015	Technology Committee Review
April 3, 2015	Governing Board Approval

At the mandatory bidders' conference/site walk, SCAQMD staff, with assistance from qualified and licensed engineering firms, will review and identify power requirements and infrastructure upgrades needed to support an independently operated CNG station and review any necessary infrastructure upgrades with proposers.

Until a new contractor is under contract, the existing station needs to continue operation. Therefore, this action is also to amend the contract with Trillium to extend the term and add funding to continue the maintenance and management of the existing station during this period.

Outreach

In accordance with SCAQMD's Procurement Policy and Procedure, a public notice advertising the RFP and inviting bids will be published in the Los Angeles Times, the Orange County Register, the San Bernardino Sun, and Riverside County's Press Enterprise newspapers to leverage the most cost-effective method of outreach to the Basin.

Additionally, potential bidders may be notified utilizing SCAQMD's own electronic listing of certified minority vendors. Notice of the RFP will be mailed to the Black and Latino Legislative Caucuses and various minority chambers of commerce and business associations, and placed on the Internet at SCAQMD's website (<http://www.aqmd.gov>).

Bid Evaluation

Proposals will be reviewed and evaluated by a diverse, technically qualified panel in accordance with criteria contained in the attached RFP.

Benefits to SCAQMD

This project will provide additional CNG fuel dispensing and on-site storage capabilities to encourage deployment of alternative fuel vehicles. Additionally, it will provide accessible, convenient and affordable CNG for CNG-powered vehicle operators working at or visiting SCAQMD headquarters.

Resource Impacts

The total cost to upgrade and expand the CNG refueling station at SCAQMD headquarters cannot be determined at this time due to the range of technologies that may be proposed by bidding entities, but the most cost effective and promising technologies that best fit the refueling needs at SCAQMD headquarters will be selected and presented to the Board for consideration.

The Fast-Fill CNG Fueling Station Enterprise Fund (71) was established as a special revenue fund by the Board on May 3, 2002, to recover fuel costs, taxes and overhead from the revenue generated from the sale of CNG as well as to administer all activities,

transactions and funding related to the CNG fueling activities at the SCAQMD Headquarters. Funds collected by the Fast-Fill CNG Fueling Station Enterprise Fund (71) are restricted for projects and activities directly related to the Fast-Fill CNG station at SCAQMD Headquarters.

The amendment for Trillium CNG's contract shall not exceed \$50,000 from the Fast-Fill Fueling Station Enterprise Fund (71). There are sufficient funds in the Fast-Fill Fueling Station Enterprise Fund (71) for these actions.

Attachment

RFP #P2015-18 – Upgrade, Operate and Maintain Fast-Fill Public Access CNG Fueling Station at SCAQMD Headquarters



South Coast Air Quality Management District

SOUTH COAST AIR QUALITY MANAGEMENT DISTRICT

REQUEST FOR PROPOSALS

OWN, OPERATE AND MAINTAIN CNG FUELING STATION EQUIPMENT AT SCAQMD HEADQUARTERS

#P2015-18

The South Coast Air Quality Management District (SCAQMD or Owner) requests proposals for the following purpose according to terms and conditions attached. In the preparation of this Request for Proposals (RFP) the words "Proposer," "Contractor," and "Consultant" are used interchangeably.

PURPOSE

The purpose of this RFP is to obtain competitive bids from potential contractors to own, operate and maintain a fast-fill compressed natural gas (CNG) fueling station located at SCAQMD Headquarters in Diamond Bar, CA. The fueling station should provide reliable operation and satisfy SCAQMD fleet and public CNG refueling needs. The station owner would be required to lease property from SCAQMD where station is located and to operate and provide all maintenance services to support fast-fill station operation for a minimum of five years.

INDEX - The following are contained in this RFP:

Section I	Background/Information
Section II	Contact Person
Section III	Schedule of Events
Section IV	Participation in the Procurement Process
Section V	Statement of Work/Schedule of Deliverables
Section VI	Required Bid Qualifications/Requirements
Section VII	Proposal Submittal Requirements
Section VIII	Proposal Submission
Section IX	Proposal Evaluation/Contractor Selection Criteria
Section X	Draft Contract

Attachment A - Certifications and Representations

Attachment B – Equipment Drawings

SECTION I: BACKGROUND/INFORMATION

The SCAQMD is a regional governmental agency responsible for meeting air quality health standards in Orange County and the urban portions of Los Angeles, Riverside and San Bernardino counties. The SCAQMD currently owns a public access CNG refueling station located at SCAQMD Headquarters in Diamond Bar, California. Since the station's opening in January 2003, management, operation, maintenance services to support the station have been provided by Trillium CNG (formerly Pinnacle CNG).

Due to equipment age, as well as evolving operating conditions, the SCAQMD is requesting competitive bids from qualified CNG fuel suppliers to assume ownership of the existing CNG station by purchasing existing fueling station equipment from SCAQMD and upgrading the station with the latest state-of-the-art fueling system equipment to ensure reliable operation and satisfy SCAQMD fleet and public CNG refueling needs. Based on historical data, including actual monthly throughput and usage of the current station since commissioning in 2003, monthly throughput has increased by 1,000 gasoline gallon equivalents (GGEs) per month annually. The current monthly throughput rate of CNG dispensed is 15,000 GGEs per month.

SECTION II: CONTACT PERSON:

Questions regarding the content or intent of this RFP or on procedural matters should be addressed to:

Administrative:

Procurement Unit
SCAQMD
21865 Copley Drive
Diamond Bar, CA 91765-4178
(909) 396-3520

Technical:

Phil Barroca, Air Quality Specialist
SCAQMD
21865 Copley Drive
Diamond Bar, CA 91765-4178
pbarroca@aqmd.gov
(909) 396-2409

SECTION III: SCHEDULE OF EVENTS

December 5, 2014	RFP Released
December 19, 2014	* Mandatory Bidder's Conference/Site Walk; Release of Drawings & Specification Requirements for Electricity Supply to CNG Station, 10:00 AM
January 16, 2015	Proposals Due – No Later Than 5:00 pm
April 3, 2015	Governing Board Approval

***Participation in the Bidder's Conference is mandatory.** The Bidder's Conference will be held in Room CC6 at the SCAQMD Headquarters in Diamond Bar, California at 10:00 am on Friday December 19, 2014. For further questions on attending the Bidder's Conference/Site Walk, please contact Phil Barroca at (909) 396-2409 or pbarroca@aqmd.gov.

SECTION IV: PARTICIPATION IN THE PROCUREMENT PROCESS

A. It is the policy of the South Coast Air Quality Management District to ensure that all businesses including minority business enterprises, women business enterprises, disabled veteran business enterprises and small businesses have a fair and equitable opportunity to compete for and participate in SCAQMD contracts.

B. Definitions:

The definition of minority, women or disadvantaged business enterprises set forth below is included for purposes of determining compliance with the affirmative steps requirement described in Paragraph G below on procurements funded in whole or in part with federal grant funds which involve the use of subcontractors. The definition provided for disabled veteran business enterprise, local business, small business enterprise, low-emission vehicle business and off-peak hours delivery business are provided for purposes of determining eligibility for point or cost considerations in the evaluation process.

1. "Women business enterprise" (WBE) as used in this policy means a business enterprise that meets all of the following criteria:
 - a. a business that is at least 51 percent owned by one or more women, or in the case of any business whose stock is publicly held, at least 51 percent of the stock is owned by one or more women.
 - b. a business whose management and daily business operations are controlled by one or more women.
 - c. a business which is a sole proprietorship, corporation, or partnership with its primary headquarters office located in the United States, which is not a branch or subsidiary of a foreign corporation, foreign firm, or other foreign-based business.
2. "Disabled veteran" as used in this policy is a United States military, naval, or air service veteran with at least 10 percent service-connected disability who is a resident of California.
3. "Disabled veteran business enterprise" (DVBE) as used in this policy means a business enterprise that meets all of the following criteria:
 - a. is a sole proprietorship or partnership of which at least 51 percent is owned by one or more disabled veterans or, in the case of a publicly owned business, at least 51 percent of its stock is owned by one or more disabled veterans; a subsidiary which is wholly owned by a parent corporation but only if at least 51 percent of the voting stock of the parent corporation is owned by one or more disabled veterans; or a joint

- venture in which at least 51 percent of the joint venture's management and control and earnings are held by one or more disabled veterans.
- b. the management and control of the daily business operations are by one or more disabled veterans. The disabled veterans who exercise management and control are not required to be the same disabled veterans as the owners of the business.
 - c. is a sole proprietorship, corporation, or partnership with its primary headquarters office located in the United States, which is not a branch or subsidiary of a foreign corporation, firm, or other foreign-based business.
4. "Local business" as used in this policy means a company that has an ongoing business within geographical boundaries of the SCAQMD at the time of bid or proposal submittal and performs 90% of the work related to the contract within the geographical boundaries of the SCAQMD and satisfies the requirements of subparagraph H below.
5. "Small business" as used in this policy means a business that meets the following criteria:
- a. 1) an independently owned and operated business; 2) not dominant in its field of operation; 3) together with affiliates is either:
 - A service, construction, or non-manufacturer with 100 or fewer employees, and average annual gross receipts of ten million dollars (\$10,000,000) or less over the previous three years, or
 - A manufacturer with 100 or fewer employees.
 - b. Manufacturer means a business that is both of the following:
 - 1) Primarily engaged in the chemical or mechanical transformation of raw materials or processed substances into new products.
 - 2) Classified between Codes 311000 and 339000, inclusive, of the North American Industrial Classification System (NAICS) Manual published by the United States Office of Management and Budget, 2007 edition.
6. "Joint ventures" as defined in this policy pertaining to certification means that one party to the joint venture is a DVBE or small business and owns at least 51 percent of the joint venture.
7. "Low-Emission Vehicle Business" as used in this policy means a company or contractor that uses low-emission vehicles in conducting deliveries to the SCAQMD. Low-emission vehicles include vehicles powered by electric, compressed natural gas (CNG), liquefied natural gas (LNG), liquefied petroleum gas (LPG), ethanol, methanol, hydrogen and diesel retrofitted with particulate matter (PM) traps.

8. "Off-Peak Hours Delivery Business" as used in this policy means a company or contractor that commits to conducting deliveries to the SCAQMD during off-peak traffic hours defined as between 10:00 a.m. and 3:00 p.m.
9. "Benefits Incentive Business" as used in this policy means a company or contractor that provides janitorial, security guard or landscaping services to the SCAQMD and commits to providing employee health benefits (as defined below in Section VIII.D.2.d) for full time workers with affordable deductible and co-payment terms.
10. "Minority Business Enterprise" as used in this policy means a business that is at least 51 percent owned by one or more minority person(s), or in the case of any business whose stock is publicly held, at least 51 percent of the stock is owned by one or more minority persons.

- a. a business whose management and daily business operations are controlled by one or more minority persons.
- b. a business which is a sole proprietorship, corporation, or partnership with its primary headquarters office located in the United States, which is not a branch or subsidiary of a foreign corporation, foreign firm, or other foreign-based business.
- c. "Minority person" for purposes of this policy, means a Black American, Hispanic American, Native-American (including American Indian, Eskimo, Aleut, and Native Hawaiian), Asian-Indian (including a person whose origins are from India, Pakistan, and Bangladesh), Asian-Pacific-American (including a person whose origins are from Japan, China, the Philippines, Vietnam, Korea, Samoa, Guam, the United States Trust Territories of the Pacific, Northern Marianas, Laos, Cambodia, and Taiwan).

11. Disadvantaged Business Enterprise" as used in this policy means a business that is an entity owned and/or controlled by a socially and economically disadvantaged individual(s) as described by Title X of the Clean Air Act Amendments of 1990 (42 U.S.C. 7601 note) (10% statute), and Public Law 102-389 (42 U.S.C. 4370d)(8% statute), respectively;

- a Small Business Enterprise (SBE);
- a Small Business in a Rural Area (SBRA);
- a Labor Surplus Area Firm (LSAF); or
- a Historically Underutilized Business (HUB) Zone Small Business Concern, or a concern under a successor program.

- C. Under Request for Quotations (RFQ), DVBEs, DVBE business joint ventures, small businesses, and small business joint ventures shall be granted a preference in an amount equal to 5% of the lowest cost responsive bid. Low-Emission Vehicle Businesses shall be granted a preference in an amount equal to 5 percent of the lowest cost responsive bid. Off-Peak Hours Delivery Businesses shall be granted a preference in an amount equal to 2 percent of the lowest cost responsive bid. Local businesses (if the procurement is not funded in whole or in part by federal grant funds) shall be granted a preference in an amount equal to 2% of the lowest cost responsive bid.

- D. Under Request for Proposals, DVBEs, DVBE joint ventures, small businesses, and small business joint ventures shall be awarded ten (10) points in the evaluation process. A non-DVBE or large business shall receive seven (7) points for subcontracting at least twenty-five (25%) of the total contract value to a DVBE and/or small business. Low-Emission Vehicle Businesses shall be awarded five (5) points in the evaluation process. On procurements which are not funded in whole or in part by federal grant funds local businesses shall receive five (5) points. Off-Peak Hours Delivery Businesses shall be awarded two (2) points in the evaluation process.
- E. SCAQMD will ensure that discrimination in the award and performance of contracts does not occur on the basis of race, color, sex, national origin, marital status, sexual preference, creed, ancestry, medical condition, or retaliation for having filed a discrimination complaint in the performance of SCAQMD contractual obligations.
- F. SCAQMD requires Contractor to be in compliance with all state and federal laws and regulations with respect to its employees throughout the term of any awarded contract, including state minimum wage laws and OSHA requirements.
- G. When contracts are funded in whole or in part by federal funds, and if subcontracts are to be let, the Contractor must comply with the following, evidencing a good faith effort to solicit disadvantaged businesses. Contractor shall submit a certification signed by an authorized official affirming its status as a MBE or WBE, as applicable, at the time of contract execution. The SCAQMD reserves the right to request documentation demonstrating compliance with the following good faith efforts prior to contract execution.
1. Ensure Disadvantaged Business Enterprises (DBEs) are made aware of contracting opportunities to the fullest extent practicable through outreach and recruitment activities. For Indian Tribal, State and Local Government recipients, this will include placing DBEs on solicitation lists and soliciting them whenever they are potential sources.
 2. Make information on forthcoming opportunities available to DBEs and arrange time frames for contracts and establish delivery schedules, where the requirements permit, in a way that encourages and facilitates participation by DBEs in the competitive process. This includes, whenever possible, posting solicitations for bids or proposals for a minimum of 30 calendar days before the bid or proposal closing date.
 3. Consider in the contracting process whether firms competing for large contracts could subcontract with DBEs. For Indian Tribal, State and Local Government recipients, this will include dividing total requirements when economically feasible into smaller tasks or quantities to permit maximum participation by DBEs in the competitive process.
 4. Encourage contracting with a consortium of DBEs when a contract is too large for one of these firms to handle individually.
 5. Using the services and assistance of the Small Business Administration and the Minority Business Development Agency of the Department of Commerce.

6. If the prime contractor awards subcontracts, require the prime contractor to take the above steps.
- H. To the extent that any conflict exists between this policy and any requirements imposed by federal and state law relating to participation in a contract by a certified MBE/WBE/DVBE as a condition of receipt of federal or state funds, the federal or state requirements shall prevail.
- I. When contracts are not funded in whole or in part by federal grant funds, a local business preference will be awarded. For such contracts that involve the purchase of commercial off-the-shelf products, local business preference will be given to suppliers or distributors of commercial off-the-shelf products who maintain an ongoing business within the geographical boundaries of the SCAQMD. However, if the subject matter of the RFP or RFQ calls for the fabrication or manufacture of custom products, only companies performing 90% of the manufacturing or fabrication effort within the geographical boundaries of the SCAQMD shall be entitled to the local business preference.
- J. In compliance with federal fair share requirements set forth in 40 CFR Part 33, the SCAQMD shall establish a fair share goal annually for expenditures with federal funds covered by its procurement policy.

SECTION V: STATEMENT OF WORK/SCHEDULE OF DELIVERABLES

REQUIREMENTS

- The Contractor shall purchase existing CNG refueling station equipment from the SCAQMD and assume ownership of all CNG refueling station equipment, located at 21865 Copley Drive, Diamond Bar, CA 91765. In addition, Contractor shall upgrade equipment to ensure reliable operation 24 hours per day and 7 days per week and to provide fast-fill capability for SCAQMD fleet vehicles and third-party CNG fuel consumption requirements (e.g., vehicles owned by outside individuals and firms). As part of the proposal, Contractor shall lease property from SCAQMD where the CNG fueling station equipment is located. Contractor shall be responsible for the cost of electricity consumption and natural gas consumption at the CNG fast-fill station. Each prospective bidder is responsible for fully acquainting himself or herself with the conditions of the Project Site (which may include more than one site), as well as those relating to the construction and labor of the Project, to fully understand the facilities, difficulties and restrictions, which may impact the total and adequate completion of the Project. A general but not all inclusive description of the work and proposal requirements includes the following:
 1. Familiarity with the amount of CNG fuel dispensed necessary to satisfy SCAQMD CNG vehicle fleet and third party CNG fuel consumption requirements;
 2. Review the existing site condition and SCAQMD's drawings for the existing facility and verify installed equipment and configuration through site inspection at mandatory Bidder's Conference/Site Walk;
 3. Verify the natural gas quality, quantity and inlet pressure from Southern California Gas Company or other natural gas supplier;

4. Determine CNG fueling facility utility requirements;
5. Identify equipment upgrades and justification for upgrades, to allow for fast-fill capabilities and to determine the final location for all CNG components within the site designated area, as well as final routing of CNG piping, electrical and data/signal lines;
6. Identify appropriate equipment to supply electricity from SCE transformer to CNG fast-fill station, in conformance with SCAQMD issued drawings and specifications, and SCE requirements to qualify for direct metering and invoicing of electricity consumption from SCE to contractor-owned CNG fast-fill station;
7. Prepare the final design and installation plans and specifications for equipment upgrades for SCAQMD review;
8. Secure all required permits/approvals from local governing bodies;
9. Provide all components for the CNG fast-fill station;
10. Install all components;
11. Conduct performance test of facility;
12. Minimize electrical draw;
13. Minimize any downtime during the transition of new operator ;
14. Provide training to SCAQMD personnel on operation of facility;
15. Maintain and operate station for five (5) years, and prior to the expiration of this five (5) year period, a new maintenance and operations agreement or disposition of equipment agreement shall be negotiated between SCAQMD and Contractor;
16. Provide construction timeline;
17. Provide by a card reader system designed to accept multiple cards including credits for payment;
18. Provide security system to allow for 24 hour per day, 7 days per week video surveillance, digitally stored with 24 hour per day, 7 days per week remote access capability to SCAQMD staff; and
19. Provide 24 hour help/emergency telephone line to be accessible by CNG fast-fill station users.

SCOPE AND QUALITY OF WORK

The Contractor shall be responsible for financing, planning, designing and installing the CNG fast-fill station upgrades at SCAQMD. Included in the cost of this work shall be all equipment, payment of all required permit fees, coordination with all governing agencies, all costs related to the preparation of any required environmental impact documents, and all utilities necessary for the project.

During the construction phase of equipment upgrades, the Contractor shall work with SCAQMD to minimize disruptions in fuel dispensing to CNG vehicles and interference with on-going traffic activities and/or other construction activities, which may occur throughout the construction phase. Contractor is advised to familiarize himself or herself with fueling schedules at this location.

SCAQMD will make available to the Contractor relevant existing design and as-built drawings for the yard (see Attachment B). All drawings are subject to verification by Bidders/Contractor. In addition, SCAQMD will participate in finalizing the location of all components for the project.

SCHEDULE OF DELIVERABLES

1. Provide periodic written status reports on installation of equipment upgrades as requested by SCAQMD staff;
2. Provide final construction drawings detailing equipment and equipment configuration to SCAQMD subsequent to equipment upgrades;
3. Provide monthly status reports, or as requested by SCAQMD staff, on CNG fuel dispensed and electricity consumption; and
4. Provide SCAQMD staff continuous remote access to security surveillance video to monitor fueling station activity.

SECTION VI: REQUIRED BID QUALIFICATIONS/REQUIREMENTS

- A. Pursuant to Section 7028.15 of the Business and Professions Code and Section 3300 of the Public Contract Code, all bidders must possess proper licenses for performance of this Contract, identified as a Class B General Contractor in accordance with the law under the provisions of Division III, Chapter 9, of the California Business and Professions Code at the time of the bid. No contract will be awarded to a bidder who is not licensed as a Class B General Contractor in accordance with the law under the provisions of Division III, Chapter 9, of the California Business and Profession Code at the time of the bid. Contractors shall meet the California Contractor's license requirements set forth herein in order to perform each specific Bid Category for which they wish to submit a bid. Subcontractors must possess the appropriate licenses for each specialty subcontracted. Pursuant to Section 7028.5 of the Business and Professions Code, the Owner shall consider any bid submitted by a contractor not currently licensed in accordance with state law and pursuant to the requirements found in the RFP to be non-responsive, and the Owner shall reject the Bid. The Owner shall have the right to request, and the Bidders shall provide within five (5) Calendar Days, evidence satisfactory to the Owner of all valid license(s) currently held by that Bidder and each of the Bidder's subcontractors, before awarding the Contract.
- B. The provisions of the California Labor Code will be incorporated in and govern this contract award. The successful bidder will be required to pay not less than the general prevailing rate of per diem wages as determined by the Department of Industrial Relations, copies of which are on file in the office of the Owner and will be made available upon request.
- C. Payments to Contractor are subject to retainage, as provided in the contract documents. The substitution of securities for withheld contract funds is permitted to the extent provided by California and federal law.
- D. Bidders are advised that if awarded this Contract they will be permitted, at their request and expense and in accordance with Section 22300 of the California Public Contract Code, which is referenced hereby and incorporated herein, to substitute securities equivalent to monies withheld by the Owner to insure performance under the Contract.
- E. The Owner reserves the right to reject any and all bids received and to waive any informality or irregularity in any bid received and to be the sole judge of the respective merits of the respective bids received. The contract award, if made, will be made to the lowest

responsible and responsive bidder. Only bids specifying new and unused equipment that will meet or exceed the performance criteria established in this RFP will be considered.

- F. The Owner reserves the right to take all bids received under advisement for a period not exceeding sixty (60) calendar days from and after the date upon which such bids are opened and declared, and all bids and bid guaranties submitted shall remain valid and subject to enforcement during that period of time. Bidders are required to submit a bid guaranty in an amount equal to ten percent (10%) of the total maximum amount bid with their proposals as required by California law. Bonds shall be furnished to guarantee the faithful performance of the contract or said work, and the payment of all labor and materials furnished and shall be for an amount equal to 100% of the total amount of the bid. All bonds, including any bid bond, shall be issued by a California admitted surety insurer. Failure to enter into a valid contract, including the submission of all bonds and insurance coverage's required by the Contract Documents, with the Owner within ten (10) days after the date of submission of the contract forms to Bidder, shall constitute a material breach and subject the bid guaranty to forfeiture to the extent provided by law.
- G. The Owner reserves the right to any Low Carbon Fuel Standard Credits attributed to the CNG Fueling Station (negotiable with execution of contract).
- H. The CNG fast-fill station maintenance and operations agreement to be executed between SCAQMD and Contractor shall be subject to liquidated damages (amount to be determined upon execution of contract) if the station is closed prior to five (5) years subsequent agreement execution date.
- I. The SCAQMD reserves the right to revise the RFP prior to the bid opening date. Revisions, if any, shall be made by written Addenda. The SCAQMD may determine, in its sole discretion, whether an Addendum requires that the date set for opening bids be postponed; provided, however, that pursuant to Public Contract Code Section 4104.5, if the SCAQMD issues an Addendum within 72 hours of the deadline for submission of bids, and the Addendum requires material changes, additions or deletions to the description of the work to be performed or the content, form or manner of submission of bids, the SCAQMD will extend the deadline for submission of bids by at least 72 hours. The announcement of the new date, if any, shall be made by Addenda. Each prospective bidder shall provide SCAQMD a name, address and facsimile number to which RFP Addenda may be sent, as well as a telephone number by which the Owner can contact the Bidder. Copies of Addenda will be furnished without charge to all parties who have obtained a copy of the RFP and provided such current information. Please Note: Bidders are primarily and ultimately responsible for ensuring that they have received any and all Addenda. To this end, each Bidder should contact the SCAQMD Technical Contact to verify that he has received all Addenda issued, if any. Bidders must acknowledge receipt of all Addenda, if any, in the Bid Letter. Failure to acknowledge receipt of all Addenda may cause its Bid to be deemed incomplete and nonresponsive.
- J. Contractor shall execute and provide to SCAQMD concurrently with the Contract Agreement a Performance Bond in the amount of the total, not to exceed compensation indicated in the Contract Agreement, and in a form provided or approved by SCAQMD. No payment will be made to Contractor until the Performance Bond has been received and approved by SCAQMD.

SECTION VII: PROPOSAL SUBMITTAL REQUIREMENTS

All bids shall include the following executed documents to be submitted with each bid:

- A. Bidding Schedule
- B. Bidder's Declaration
- C. Construction Project References
- D. Bid Bond and Performance Bond
- E. Designation of Subcontractors
- F. Non-Collusion Affidavit
- G. Escrow Agreement for Security Deposit in lieu of Retention
- H. Recycled Content Certification
- I. Statement Acknowledging Penal and Civil Penalties Concerning the Contractors' Licensing Laws
- J. Agreement to Comply with California Labor Law Requirements
- K. Statutory Provisions for Construction Contract Claims and Payments
- L. Statutory Provisions for Payments and Assignments
- M. Declaration of Eligibility to Contract

In addition, bids must be accompanied by cash, a certified or cashier's check, or a Bid Bond in favor of the SCAQMD in an amount not less than ten percent (10%) of the submitted Total Bid Price. The successful bidder will be required to furnish, prior to award of the Contract, a Performance Bond in the amount of one hundred percent (100%) of the Total Bid Price, and a Payment (Material and Labor) Bond in the amount of one hundred percent (100%) of the Total Bid Price, on the forms provided or forms approved by SCAQMD and in the manner described in the RFP. Pursuant to Public Contract Code Section 4108, No payment will be made to Contractor until the Performance Bond has been received and approved by SCAQMD. Only bonds executed by an admitted surety insurer, as defined in Code of Civil Procedure Section 995.120, shall be accepted. The surety must be a California-admitted surety with a current A.M. Best's rating no less than A: VII and satisfactory to SCAQMD. If a California-admitted surety insurer issuing bonds does not meet these requirements, the insurer will be considered qualified if it is in conformance with Section 995.660 of the California Code of Civil Procedure, and proof of such is provided to SCAQMD.

If electing to provide a Bid Bond, as set forth above, each Bidder must obtain such a bond from an admitted surety insurer, as defined in Code of Civil Procedure Section 995.120, authorized to do business as such in the State of California and satisfactory to the Owner. In addition, the Bid Bond must be submitted on the form furnished by the Owner or one substantially in conformance with the Owner's form if previously approved in writing by the Owner.

Submitted proposals must follow the format outlined below and all requested information must be supplied. Failure to submit proposals in the required format will result in elimination from proposal evaluation.

Each proposal must be submitted in three separate volumes:

- Volume I - Technical Proposal
- Volume II - Cost Proposal
- Volume III - Certifications and Representations, included in Attachment A to this RFP, shall be executed by an authorized official of the Contractor.

A separate cover letter including the name, address, and telephone number of the Contractor, and signed by the person or persons authorized to represent the firm should accompany the proposal submission. Firm contact information as follows should also be included in the cover letter:

1. Address and telephone number of office in, or nearest to, Diamond Bar, California.
2. Name and title of firm's representative designated as contact and email address.

A separate Table of Contents should be provided for Volumes I and II.

VOLUME I - TECHNICAL PROPOSAL

DO NOT INCLUDE ANY COST INFORMATION IN THE TECHNICAL VOLUME

Summary (Section A) - State overall approach to meeting the objectives and satisfying the scope of work to be performed, the sequence of activities, and a description of methodology or techniques to be used.

Program Schedule (Section B) - Provide projected milestones or benchmarks for submitting reports within the total time allowed.

Project Organization (Section C) - Describe the proposed management structure, program monitoring procedures, and organization of the proposed team.

Qualifications (Section D) - Describe the technical capabilities of the firm. Provide references of other similar studies performed during the last five years demonstrating ability to successfully complete the project. Include contact name, title, and telephone number for any references listed. Provide a statement of your firm's background and experience in performing similar projects for other governmental organizations.

Assigned Personnel (Section E) - Provide the following information on the staff to be assigned to this project:

1. List all key personnel assigned to the project by level and name. Provide a resume or similar statement of the qualifications of the lead person and all persons assigned to the project. Substitution of project manager or lead personnel will not be permitted without prior written approval of SCAQMD.

2. Provide a spreadsheet of the labor hours proposed for each labor category at the task level.
3. Provide a statement indicating whether or not 90% of the work will be performed within the geographical boundaries of the SCAQMD.
4. Provide a statement of the education and training program provided by, or required of, the staff identified for participation in the project, particularly with reference to management consulting, governmental practices and procedures, and technical matters.
5. Provide a summary of your firm's general qualifications to meet required qualifications and fulfill statement of work, including additional firm personnel and resources beyond those who may be assigned to the project.

Subcontractors (Section F) - This project may require expertise in multiple technical areas. List any subcontractors that may be used and the work to be performed by them.

Conflict of Interest (Section G) - Address possible conflicts of interest with other clients affected by actions performed by the firm on behalf of SCAQMD. Although the Proposer will not be automatically disqualified by reason of work performed for such firms, SCAQMD reserves the right to consider the nature and extent of such work in evaluating the proposal.

Additional Data (Section H) - Provide other essential data that may assist in the evaluation of this proposal.

VOLUME II - COST PROPOSAL

Name and Address - The Cost Proposal must list the name and complete address of the Proposer in the upper left-hand corner.

Cost Proposal – SCAQMD anticipates awarding a fixed price contract. Cost information must be provided as listed below:

1. Detail must be provided by the following categories:
 - A. Labor - List the total number of hours and the hourly billing rate for each level of professional staff. A breakdown of the proposed billing rates must identify the direct labor rate, overhead rate and amount, fringe benefit rate and amount, General and Administrative rate and amount, and proposed profit or fee. Provide a basis of estimate justifying the proposed labor hours and proposed labor mix.
 - B. Subcontractor Costs - List subcontractor costs and identify subcontractors by name. Itemize subcontractor charges per hour or per day.
 - C. Travel Costs - Indicate amount of travel cost and basis of estimate to include trip destination, purpose of trip, length of trip, airline fare or mileage expense, per diem costs, lodging and car rental.

- D. Other Direct Costs -This category may include such items as postage and mailing expense, printing and reproduction costs, etc. Provide a basis of estimate for these costs.
- E. Proposed purchase price of existing equipment.
- F. Proposed rate structure for establishing fuel cost to consumers.
- G. Proposed fuel cost "discount" for SCAQMD fleet vehicles.

VOLUME III - CERTIFICATIONS AND REPRESENTATIONS (see Attachment A to this RFP)

SECTION VIII: PROPOSAL SUBMISSION

All proposals must be submitted according to specifications set forth in the section above. Failure to adhere to these specifications may be cause for rejection of proposal.

Signature - All proposals should be signed by an authorized representative of the Proposer.

Due Date - The Proposer shall submit four (4) complete copies of the proposal in a sealed envelope, plainly marked in the upper left-hand corner with the name and address of the Proposer and the words "Request for Proposals #2015-18." **All proposals are due no later than 5:00 p.m., January 16, 2015, and should be directed to:**

Procurement Unit
South Coast Air Quality Management District
21865 Copley Drive
Diamond Bar, CA 91765-4178
(909) 396-3520

Late bids/proposals will not be accepted under any circumstances.

Grounds for Rejection - A proposal may be immediately rejected if:

- It is not prepared in the format described, or
- It is signed by an individual not authorized to represent the firm.

Modification or Withdrawal - Once submitted, proposals cannot be altered without the prior written consent of SCAQMD. All proposals shall constitute firm offers and may not be withdrawn for a period of ninety (90) days following the last day to accept proposals.

SECTION IX: PROPOSAL EVALUATION/CONTRACTOR SELECTION CRITERIA

The SCAQMD reserves the right to reject any and all bids received and to waive any informality or irregularity in any bid received and to be the sole judge of the respective merits of the

respective bids received. The contract award, if made, will be made to the lowest responsible and responsive bidder. The Owner reserves the right to take all bids received under advisement for a period not exceeding sixty (60) calendar days from and after the date upon which such bids are opened and declared, and all bids and bid guaranties submitted shall remain valid and subject to enforcement during that period of time.

In selecting the lowest responsible and responsive bidder, consideration will be given to the general competency of the bidder for the performance of the work covered by the bid. To receive favorable consideration, a bidder may be required to present evidence that it has successfully performed similar work of comparable magnitude or submit other evidence satisfactory to the Owner that it or its associates are personally competent to manage the proposed undertaking and to carry it forward to a successful conclusion. Professional integrity and honesty of purpose shall be essential requirements. A showing of adequate financial resources may be required but will not alone determine whether a bidder is competent to undertake the proposed work.

Only manufacturers or contractors of established reputation, or their duly authorized dealers or agents, having proper facilities for the manufacture of the materials or equipment and for servicing same, or for proper execution of the work called for in the Contract, will be considered in making the award.

SELECTION PROCESS

- A. Proposals will be evaluated by a panel of three to five SCAQMD staff members familiar with the subject matter of the project. The panel shall be appointed by the Executive Officer or his designee. In addition, the evaluation panel may include such outside public sector or academic community expertise as deemed desirable by the Executive Officer. The panel will make a recommendation to the Executive Officer and/or the Governing Board of the SCAQMD for final selection of a Contractor and negotiation of a contract.
- B. Each member of the evaluation panel shall be accorded equal weight in his or her rating of proposals. The evaluation panel members shall evaluate the proposals according to the specified criteria and numerical weightings set forth below.

1. Proposal Evaluation Criteria

Understanding the Problem	20
Technical/Management Approach	20
Contractor Qualifications	20
Previous Experience on Similar Projects	10
Cost	<u>30</u>
TOTAL	100

Additional Points

Small Business or Small Business Joint Venture	10
DVBE or DVBE Joint Venture	10
Use of DVBE or Small Business Subcontractors	7
Low-Emission Vehicle Business	5

Local Business (Non-Federally Funded Projects Only)	5
Off-Peak Hours Delivery Business	2

The cumulative points awarded for small business, DVBE, use of small business or DVBE subcontractors, low-emission vehicle business, local business, and off-peak hours delivery business shall not exceed 15 points.

Self-Certification for Additional Points

The award of these additional points shall be contingent upon Proposer completing the Self-Certification section of Attachment A – Certifications and Representations and/or inclusion of a statement in the proposal self-certifying that Proposer qualifies for additional points as detailed above.

2. To receive additional points in the evaluation process for the categories of Small Business or Small Business Joint Venture, DVBE or DVBE Joint Venture or Local Business (for non-federally funded projects), the proposer must submit a self-certification or certification from the State of California Office of Small Business Certification and Resources at the time of proposal submission certifying that the proposer meets the requirements set forth in Section III. To receive points for the use of DVBE and/or Small Business subcontractors, at least 25 percent of the total contract value must be subcontracted to DVBEs and/or Small Businesses. To receive points as a Low-Emission Vehicle Business, the proposer must demonstrate to the Executive Officer, or designee, that supplies and materials delivered to the SCAQMD are delivered in vehicles that operate on either clean-fuels or if powered by diesel fuel, that the vehicles have particulate traps installed. To receive points as an Off-Peak Hours Delivery Business, the proposer must submit, at proposal submission, certification of its commitment to delivering supplies and materials to SCAQMD between the hours of 10:00 a.m. and 3:00 p.m. The cumulative points awarded for small business, DVBE, use of Small Business or DVBE Subcontractors, Local Business, Low-Emission Vehicle Business and Off-Peak Hour Delivery Business shall not exceed 15 points.

The Procurement Section will be responsible for monitoring compliance of suppliers awarded purchase orders based upon use of low-emission vehicles or off-peak traffic hour delivery commitments through the use of vendor logs which will identify the Contractor awarded the incentive. The purchase order shall incorporate terms which obligate the supplier to deliver materials in low-emission vehicles or deliver during off-peak traffic hours. The Receiving department will monitor those qualified supplier deliveries to ensure compliance to the purchase order requirements. Suppliers in non-compliance will be subject to a two percent of total purchase order value penalty. The Procurement Manager will adjudicate any disputes regarding either low-emission vehicle or off-peak hour deliveries.

3. For procurement of Research and Development (R & D) projects or projects requiring technical or scientific expertise or special projects requiring unique knowledge and abilities, technical factors including past experience shall be weighted at 70 points and cost shall be weighted at 30 points. A proposal must receive at least 56 out of 70 points on R & D projects and projects requiring

technical or scientific expertise or special projects requiring unique knowledge and abilities, in order to be deemed qualified for award.

4. The lowest cost proposal will be awarded the maximum cost points available and all other cost proposals will receive points on a prorated basis. For example, if the lowest cost proposal is \$1,000 and the maximum points available are 30 points, this proposal would receive the full 30 points. If the next lowest cost proposal is \$1,100 it would receive 27 points reflecting the fact that it is 10% higher than the lowest cost (90% of 30 points = 27 points).
- C. During the selection process the evaluation panel may wish to interview some proposers for clarification purposes only. No new material will be permitted at this time. Additional information provided during the bid review process is limited to clarification by the Proposer of information presented in his/her proposal, upon request by SCAQMD.
- D. The Executive Officer or Governing Board may award the contract to a Proposer other than the Proposer receiving the highest rating in the event the Governing Board determines that another Proposer from among those technically qualified would provide the best value to SCAQMD considering cost and technical factors. The determination shall be based solely on the Evaluation Criteria contained in the Request for Proposal (RFP), on evidence provided in the proposal and on any other evidence provided during the bid review process.
- E. Selection will be made based on the above-described criteria and rating factors. The selection will be made by and is subject to Executive Officer or Governing Board approval. Proposers may be notified of the results by letter.
- F. The Governing Board has approved a Bid Protest Procedure which provides a process for a bidder or prospective bidder to submit a written protest to the SCAQMD Procurement Manager in recognition of two types of protests: Protest Regarding Solicitation and Protest Regarding Award of a Contract. Copies of the Bid Protest Policy can be secured through a request to the SCAQMD Procurement Department.
- G. The Executive Officer or Governing Board may award contracts to more than one proposer if in (his or their) sole judgment the purposes of the (contract or award) would best be served by selecting multiple proposers.
- H. If additional funds become available, the Executive Officer or Governing Board may increase the amount awarded. The Executive Officer or Governing Board may also select additional proposers for a grant or contract if additional funds become available.
- I. Disposition of Proposals – Pursuant to the SCAQMD's Procurement Policy and Procedure, SCAQMD reserves the right to reject any or all proposals. All proposals become the property of SCAQMD, and are subject to the California Public Records Act. One copy of the proposal shall be retained for SCAQMD files. Additional copies and materials will be returned only if requested and at the proposer's expense.

SECTION X: DRAFT CONTRACT (Provided as a sample only)



**South Coast
Air Quality Management District**

This Contract consists of *** pages.

1. PARTIES - The parties to this Contract are the South Coast Air Quality Management District (referred to here as "SCAQMD") whose address is 21865 Copley Drive, Diamond Bar, California 91765-4178, and *** (referred to here as "CONTRACTOR") whose address is ***.
2. RECITALS
 - A. SCAQMD is the local agency with primary responsibility for regulating stationary source air pollution within the geographical boundaries of the South Coast Air Quality Management District in the State of California. SCAQMD is authorized to enter into this Contract under California Health and Safety Code Section 40489. SCAQMD desires to contract with CONTRACTOR for services described in Attachment 1 - Statement of Work, attached here and made a part here by this reference. CONTRACTOR warrants that it is well-qualified and has the experience to provide such services on the terms set forth here.
 - B. CONTRACTOR is authorized to do business in the State of California and attests that it is in good tax standing with the California Franchise Tax Board.
 - C. All parties to this Contract have had the opportunity to have this Contract reviewed by their attorney.
3. PERFORMANCE REQUIREMENTS
 - A. CONTRACTOR agrees to obtain and maintain the required licenses, permits, and all other appropriate legal authorizations from all applicable federal, state and local jurisdictions and pay all applicable fees. CONTRACTOR further agrees to immediately notify SCAQMD in writing of any change in its licensing status which has a material impact on the CONTRACTOR's performance under this Contract.
 - B. CONTRACTOR shall submit reports to SCAQMD as outlined in Attachment 1 - Statement of Work. All reports shall be submitted in an environmentally friendly format: recycled paper; stapled, not bound; black and white, double-sided print; and no three-ring, spiral, or plastic binders or cardstock covers. SCAQMD reserves the right to review, comment, and request changes to any report produced as a result of this Contract.
 - C. CONTRACTOR shall perform all tasks set forth in Attachment 1 - Statement of Work, and shall not engage, during the term of this Contract, in any performance of work that is in direct or indirect conflict with duties and responsibilities set forth in Attachment 1 - Statement of Work.
 - D. CONTRACTOR shall be responsible for exercising the degree of skill and care customarily required by accepted professional practices and procedures subject to SCAQMD's final approval which SCAQMD will not unreasonably withhold. Any costs incurred due to the failure to meet the foregoing standards, or otherwise defective services which require re-performance, as directed by SCAQMD, shall be the responsibility of CONTRACTOR. CONTRACTOR's failure to achieve the performance goals and objectives stated in Attachment 1- Statement of Work, is not a basis for requesting re-performance unless work conducted by CONTRACTOR is deemed by SCAQMD to have failed the foregoing standards of performance.
 - E. CONTRACTOR shall post a performance bond in the amount of *** Dollars (\$***) from a surety authorized to issue such bonds within the State.
 - F. SCAQMD has the right to review the terms and conditions of the performance bond and to request modifications thereto which will ensure that SCAQMD will be compensated in the event CONTRACTOR fails

to perform and also provides SCAQMD with the opportunity to review the qualifications of the entity designated by the issuer of the performance bond to perform in CONTRACTOR's absence and, if necessary, the right to reject such entity.

G. CONTRACTOR shall require its subcontractors to abide by the requirements set forth in this Contract.

4. TERM - The term of this Contract is from the date of execution by both parties to ***, unless further extended by amendment of this Contract in writing. No work shall commence until this Contract is fully executed by all parties.

5. TERMINATION

A. In the event any party fails to comply with any term or condition of this Contract, or fails to provide services in the manner agreed upon by the parties, including, but not limited to, the requirements of Attachment 1 – Statement of Work, this failure shall constitute a breach of this Contract. The non-breaching party shall notify the breaching party that it must cure this breach or provide written notification of its intention to terminate this contract. Notification shall be provided in the manner set forth in Clause 11. The non-breaching party reserves all rights under law and equity to enforce this contract and recover damages.

B. SCAQMD reserves the right to terminate this Contract, in whole or in part, without cause, upon thirty (30) days' written notice. Once such notice has been given, CONTRACTOR shall, except as and to the extent or directed otherwise by SCAQMD, discontinue any Work being performed under this Contract and cancel any of CONTRACTOR's orders for materials, facilities, and supplies in connection with such Work, and shall use its best efforts to procure termination of existing subcontracts upon terms satisfactory to SCAQMD. Thereafter, CONTRACTOR shall perform only such services as may be necessary to preserve and protect any Work already in progress and to dispose of any property as requested by SCAQMD.

C. CONTRACTOR shall be paid in accordance with this Contract for all Work performed before the effective date of termination under Clause 5.B. Before expiration of the thirty (30) days' written notice, CONTRACTOR shall promptly deliver to SCAQMD all copies of documents and other information and data prepared or developed by CONTRACTOR under this Contract with the exception of a record copy of such materials, which may be retained by CONTRACTOR.

6. STOP WORK – SCAQMD may, at any time, by written notice to CONTRACTOR, require CONTRACTOR to stop all or any part of the work tasks in this Contract. A stop work order may be issued for reasons including, but not limited to, the project exceeding the budget, out of scope work, delay in project schedule, or misrepresentations. Upon receipt of the stop work order, CONTRACTOR shall immediately take all necessary steps to comply with the order. CONTRACTOR shall resume the work only upon receipt of written instructions from SCAQMD cancelling the stop work order. CONTRACTOR agrees and understands that CONTRACTOR will not be paid for performing work while the stop work order is in effect, unless SCAQMD agrees to do so in its written cancellation of the stop work order.

7. INSURANCE

A. CONTRACTOR shall furnish evidence to SCAQMD of workers' compensation insurance for each of its employees, in accordance with either California or other states' applicable statutory requirements prior to commencement of any work on this Contract.

B. CONTRACTOR shall furnish evidence to SCAQMD of general liability insurance with a limit of at least \$1,000,000 per occurrence, and \$2,000,000 in a general aggregate prior to commencement of any work on this Contract. SCAQMD shall be named as an additional insured on any such liability policy, and thirty (30) days written notice prior to cancellation of any such insurance shall be given by CONTRACTOR to SCAQMD.

C. CONTRACTOR shall furnish evidence to SCAQMD of automobile liability insurance with limits of at least \$100,000 per person and \$300,000 per accident for bodily injuries, and \$50,000 in property damage, or

\$1,000,000 combined single limit for bodily injury or property damage, prior to commencement of any work on this Contract. SCAQMD shall be named as an additional insured on any such liability policy, and thirty (30) days written notice prior to cancellation of any such insurance shall be given by CONTRACTOR to SCAQMD.

- D. CONTRACTOR shall furnish evidence to SCAQMD of Professional Liability Insurance with an aggregate limit of not less than \$5,000,000.
 - E. If CONTRACTOR fails to maintain the required insurance coverage set forth above, SCAQMD reserves the right either to purchase such additional insurance and to deduct the cost thereof from any payments owed to CONTRACTOR or terminate this Contract for breach.
 - F. All insurance certificates should be mailed to: SCAQMD Risk Management, 21865 Copley Drive, Diamond Bar, CA 91765-4178. **The SCAQMD Contract Number must be included on the face of the certificate.**
 - G. CONTRACTOR must provide updates on the insurance coverage throughout the term of the Contract to ensure that there is no break in coverage during the period of contract performance. Failure to provide evidence of current coverage shall be grounds for termination for breach of Contract.
8. INDEMNIFICATION - CONTRACTOR agrees to hold harmless, defend and indemnify SCAQMD, its officers, employees, agents, representatives, and successors-in-interest against any and all loss, damage, costs, lawsuits, claims, demands, causes of action judgments, attorney's fees, or any other expenses arising from or related to any third party claim against SCAQMD, its officers, employees, agents, representatives, or successors in interest that arise or result in whole or in part, from any actual or alleged act or omission of CONTRACTOR, its employees, subcontractors, agents or representatives in the performance of this Contract.
9. CO-FUNDING
- A. CONTRACTOR shall obtain co-funding as follows: *****, *** Dollars (\$***); ***, *** Dollars (\$***); ***, *** Dollars (\$***); ***, *** Dollars (\$***); ***, *** Dollars (\$***); and ***, *** Dollars (\$***).**
 - B. If CONTRACTOR fails to obtain co-funding in the amount(s) referenced above, then SCAQMD reserves the right to renegotiate or terminate this Contract.
 - C. CONTRACTOR shall provide co-funding in the amount of ***** Dollars (\$***)** for this project. If CONTRACTOR fails to provide this co-funding, then SCAQMD reserves the right to renegotiate or terminate this Contract.
10. PAYMENT
- A. SCAQMD shall pay CONTRACTOR a fixed price of ***** Dollars (\$***)** for work performed under this Contract in accordance with Attachment 2 - Payment Schedule, attached here and included here by reference. Payment shall be made by SCAQMD to CONTRACTOR within thirty (30) days after approval by SCAQMD of an invoice prepared and furnished by CONTRACTOR showing services performed and referencing tasks and deliverables as shown in Attachment 1 - Statement of Work, and the amount of charge claimed. Each invoice must be prepared in duplicate, on company letterhead, and list SCAQMD's Contract number, period covered by invoice, and CONTRACTOR's social security number or Employer Identification Number and submitted to: South Coast Air Quality Management District, Attn: *******.
 - B. An amount equal to ten percent (10%) shall be withheld from all charges paid until satisfactory completion and final acceptance of work by SCAQMD.
 - C. SCAQMD reserves the right to disallow charges when the invoiced services are not performed satisfactorily in SCAQMD's sole judgment.
11. INTELLECTUAL PROPERTY RIGHTS - Title and full ownership rights to any software, documents, or reports developed under this Contract shall at all times remain with SCAQMD. Such material is agreed to be SCAQMD proprietary information.

- A. Rights of Technical Data - SCAQMD shall have the unlimited right to use technical data, including material designated as a trade secret, resulting from the performance of services by CONTRACTOR under this Contract. CONTRACTOR shall have the right to use technical data for its own benefit.
- B. Copyright - CONTRACTOR agrees to grant SCAQMD a royalty-free, nonexclusive, irrevocable license to produce, translate, publish, use, and dispose of all copyrightable material first produced or composed in the performance of this Contract.

12. NOTICES - Any notices from either party to the other shall be given in writing to the attention of the persons listed below, or to other such addresses or addressees as may hereafter be designated in writing for notices by either party to the other. Notice shall be given by certified, express, or registered mail, return receipt requested, and shall be effective as of the date of receipt indicated on the return receipt card.

SCAQMD: South Coast Air Quality Management District
21865 Copley Drive
Diamond Bar, CA 91765-4178
Attn: ***

CONTRACTOR: ***

Attn: ***

13. INDEPENDENT CONTRACTOR – CONTRACTOR is an independent contractor. CONTRACTOR, its officers, employees, agents, representatives, or subcontractors shall in no sense be considered employees or agents of SCAQMD, nor shall CONTRACTOR, its officers, employees, agents, representatives, or subcontractors be entitled to or eligible to participate in any benefits, privileges, or plans, given or extended by SCAQMD to its employees. SCAQMD will not supervise, direct, or have control over, or be responsible for, CONTRACTOR's or subcontractor's means, methods, techniques, work sequences or procedures or for the safety precautions and programs incident thereto, or for any failure by them to comply with any local, state, or federal laws, or rules or regulations, including state minimum wage laws and OSHA requirements. CONTRACTOR shall promptly notify SCAQMD of any material changes to subcontracts that affect the Contract's scope of work, deliverable schedule, and/or payment/cost schedule.
14. CONFIDENTIALITY - It is expressly understood and agreed that SCAQMD may designate in a conspicuous manner the information which CONTRACTOR obtains from SCAQMD as confidential. CONTRACTOR agrees to:
- A. Observe complete confidentiality with respect to such information, including without limitation, agreeing not to disclose or otherwise permit access to such information by any other person or entity in any manner whatsoever, except that such disclosure or access shall be permitted to employees or subcontractors of CONTRACTOR requiring access in fulfillment of the services provided under this Contract.
 - B. Ensure that CONTRACTOR's officers, employees, agents, representatives, and independent contractors are informed of the confidential nature of such information and to assure by agreement or otherwise that they are prohibited from copying or revealing, for any purpose whatsoever, the contents of such information or any part thereof, or from taking any action otherwise prohibited under this clause.
 - C. Not use such information or any part thereof in the performance of services to others or for the benefit of others in any form whatsoever whether gratuitously or for valuable consideration, except as permitted under this Contract.

- D. Notify SCAQMD promptly and in writing of the circumstances surrounding any possession, use, or knowledge of such information or any part thereof by any person or entity other than those authorized by this clause.
- E. Take at CONTRACTOR expense, but at SCAQMD's option and in any event under SCAQMD's control, any legal action necessary to prevent unauthorized use of such information by any third party or entity which has gained access to such information at least in part due to the fault of CONTRACTOR.
- F. Take any and all other actions necessary or desirable to assure such continued confidentiality and protection of such information.
- G. Prevent access to such information by any person or entity not authorized under this Contract.
- H. Establish specific procedures in order to fulfill the obligations of this clause.
- I. Notwithstanding the above, nothing herein is intended to abrogate or modify the provisions of Government Code Section 6250 et seq. (Public Records Act).

15. PUBLICATION

- A. SCAQMD shall have the right of prior written approval of any document which shall be disseminated to the public by CONTRACTOR in which CONTRACTOR utilized information obtained from SCAQMD in connection with performance under this Contract.
- B. Information, data, documents, or reports developed by CONTRACTOR for SCAQMD, pursuant to this Contract, shall be part of SCAQMD public record unless otherwise indicated. CONTRACTOR may use or publish, at its own expense, such information provided to SCAQMD. The following acknowledgment of support and disclaimer must appear in each publication of materials, whether copyrighted or not, based upon or developed under this Contract.

"This report was prepared as a result of work sponsored, paid for, in whole or in part, by the South Coast Air Quality Management District (SCAQMD). The opinions, findings, conclusions, and recommendations are those of the author and do not necessarily represent the views of SCAQMD. SCAQMD, its officers, employees, contractors, and subcontractors make no warranty, expressed or implied, and assume no legal liability for the information in this report. SCAQMD has not approved or disapproved this report, nor has SCAQMD passed upon the accuracy or adequacy of the information contained herein."

- C. CONTRACTOR shall inform its officers, employees, and subcontractors involved in the performance of this Contract of the restrictions contained herein and require compliance with the above.

16. NON-DISCRIMINATION - In the performance of this Contract, CONTRACTOR shall not discriminate in recruiting, hiring, promotion, demotion, or termination practices on the basis of race, religious creed, color, national origin, ancestry, sex, age, or physical or mental disability and shall comply with the provisions of the California Fair Employment & Housing Act (Government Code Section 12900 et seq.), the Federal Civil Rights Act of 1964 (P.L. 88-352) and all amendments thereto, Executive Order No. 11246 (30 Federal Register 12319), and all administrative rules and regulations issued pursuant to said Acts and Order.

17. SOLICITATION OF EMPLOYEES - CONTRACTOR expressly agrees that CONTRACTOR shall not, during the term of this Contract, nor for a period of six months after termination, solicit for employment, whether as an employee or independent contractor, any person who is or has been employed by SCAQMD during the term of this Contract without the consent of SCAQMD.

18. PROPERTY AND SECURITY - Without limiting CONTRACTOR obligations with regard to security, CONTRACTOR shall comply with all the rules and regulations established by SCAQMD for access to and activity in and around SCAQMD premises.

19. ASSIGNMENT - The rights granted hereby may not be assigned, sold, licensed, or otherwise transferred by either party without the prior written consent of the other, and any attempt by either party to do so shall be void upon inception.
20. NON-EFFECT OF WAIVER - The failure of CONTRACTOR or SCAQMD to insist upon the performance of any or all of the terms, covenants, or conditions of this Contract, or failure to exercise any rights or remedies hereunder, shall not be construed as a waiver or relinquishment of the future performance of any such terms, covenants, or conditions, or of the future exercise of such rights or remedies, unless otherwise provided for herein.
21. ATTORNEYS' FEES - In the event any action is filed in connection with the enforcement or interpretation of this Contract, each party shall bear its own attorneys' fees and costs.
22. FORCE MAJEURE - Neither SCAQMD nor CONTRACTOR shall be liable or deemed to be in default for any delay or failure in performance under this Contract or interruption of services resulting, directly or indirectly, from acts of God, civil or military authority, acts of public enemy, war, strikes, labor disputes, shortages of suitable parts, materials, labor or transportation, or any similar cause beyond the reasonable control of SCAQMD or CONTRACTOR.
23. SEVERABILITY - In the event that any one or more of the provisions contained in this Contract shall for any reason be held to be unenforceable in any respect by a court of competent jurisdiction, such holding shall not affect any other provisions of this Contract, and the Contract shall then be construed as if such unenforceable provisions are not a part hereof.
24. HEADINGS - Headings on the clauses of this Contract are for convenience and reference only, and the words contained therein shall in no way be held to explain, modify, amplify, or aid in the interpretation, construction, or meaning of the provisions of this Contract.
25. DUPLICATE EXECUTION - This Contract is executed in duplicate. Each signed copy shall have the force and effect of an original.
26. GOVERNING LAW - This Contract shall be construed and interpreted and the legal relations created thereby shall be determined in accordance with the laws of the State of California. Venue for resolution of any disputes under this Contract shall be Los Angeles County, California.
27. PRE-CONTRACT COSTS - Any costs incurred by CONTRACTOR prior to CONTRACTOR receipt of a fully executed Contract shall be incurred solely at the risk of the CONTRACTOR. In the event that a formal Contract is not executed, the SCAQMD shall not be liable for any amounts expended in anticipation of a formal Contract. If a formal Contract does result, pre-contract cost expenditures authorized by the Contract will be reimbursed in accordance with the cost schedule and payment provision of the Contract.
28. CITIZENSHIP AND ALIEN STATUS
 - A. CONTRACTOR warrants that it fully complies with all laws regarding the employment of aliens and others, and that its employees performing services hereunder meet the citizenship or alien status requirements contained in federal and state statutes and regulations including, but not limited to, the Immigration Reform and Control Act of 1986 (P.L. 99-603). CONTRACTOR shall obtain from all covered employees performing services hereunder all verification and other documentation of employees' eligibility status required by federal statutes and regulations as they currently exist and as they may be hereafter amended. CONTRACTOR shall have a continuing obligation to verify and document the continuing employment

authorization and authorized alien status of employees performing services under this Contract to insure continued compliance with all federal statutes and regulations. Notwithstanding the above, CONTRACTOR, in the performance of this Contract, shall not discriminate against any person in violation of 8 USC Section 1324b.

- B. CONTRACTOR shall retain such documentation for all covered employees for the period described by law. CONTRACTOR shall indemnify, defend, and hold harmless SCAQMD, its officers and employees from employer sanctions and other liability which may be assessed against CONTRACTOR or SCAQMD, or both in connection with any alleged violation of federal statutes or regulations pertaining to the eligibility for employment of persons performing services under this Contract.

29. REQUIREMENT FOR FILING STATEMENT OF ECONOMIC INTERESTS - In accordance with the Political Reform Act of 1974 (Government Code Sec. 81000 et seq.) and regulations issued by the Fair Political Practices Commission (FPPC), SCAQMD has determined that the nature of the work to be performed under this Contract requires CONTRACTOR to submit a Form 700, Statement of Economic Interests for Designated Officials and Employees, for each of its employees assigned to work on this Contract. These forms may be obtained from SCAQMD's District Counsels' office.

In addition, the Act requires a contractor to disqualify himself or herself from participating in, making or influencing a decision, which would have a foreseeable material effect on his or her financial interests.

30. OPTION TO EXTEND THE TERM OF THE CONTRACT - SCAQMD reserves the right to extend the contract for a one-year period commencing *****(enter date) at the (option price or Not-to-Exceed Amount) set forth in Attachment 2. In the event that SCAQMD elects to extend the contract, a written notice of its intent to extend the contract shall be provided to CONTRACTOR no later than thirty (30) days prior to Contract expiration.
31. PROPOSAL INCORPORATION – CONTRACTOR's proposal dated *** submitted in response to Request for Proposal (RFP) #***, is expressly incorporated herein by this reference and made a part hereof of this Contract.
32. KEY PERSONNEL - *insert person's name* is deemed critical to the successful performance of this Contract. Any changes in key personnel by CONTRACTOR must be approved by SCAQMD. All substitute personnel must possess qualifications/experience equal to the original named key personnel and must be approved by SCAQMD. SCAQMD reserves the right to interview proposed substitute key personnel.
33. PREVAILING WAGES –CONTRACTOR is alerted to the prevailing wage requirements of California Labor Code section 1770 et seq. Copies of the prevailing rate of per diem wages are on file at the SCAQMD's headquarters, of which shall be made available to any interested party on request. Notwithstanding the preceding sentence, CONTRACTOR shall be responsible for determining the applicability of the provisions of California Labor Code and complying with the same, including, without limitation, obtaining from the Director of the Department of Industrial Relations the general prevailing rate of per diem wages and the general prevailing rate for holiday and overtime work, making the same available to any interested party upon request, paying any applicable prevailing rates, posting copies thereof at the job site and flowing all applicable prevailing wage rate requirements to its subcontractors. CONTRACTOR shall indemnify, defend and hold harmless the South Coast Air Quality Management District against any and all claims, demands, damages, defense costs or liabilities based on failure to adhere to the above referenced statutes.

34. SUBCONTRACTOR APPROVAL – If CONTRACTOR intends to subcontract all or a portion of the work under this Contract, then CONTRACTOR must first obtain written approval from SCAQMD's Executive Officer or designee prior to subcontracting any work. Any material changes to the subcontract(s) that affect the scope of work, deliverable schedule, and/or payment/cost schedule shall also require the prior written approval of the Executive Officer or designee. No subcontract charges will be reimbursed unless the required approvals have been obtained from SCAQMD.
35. ENTIRE CONTRACT - This Contract represents the entire agreement between the parties hereto related to CONTRACTOR providing services to SCAQMD and there are no understandings, representations, or warranties of any kind except as expressly set forth herein. No waiver, alteration, or modification of any of the provisions herein shall be binding on any party unless in writing and signed by the party against whom enforcement of such waiver, alteration, or modification is sought.

IN WITNESS WHEREOF, the parties to this Contract have caused this Contract to be duly executed on their behalf by their authorized representatives.

SOUTH COAST AIR QUALITY MANAGEMENT DISTRICT

Barry R. Wallerstein, D.Env., Executive Officer
Dr. William A. Burke, Chairman, Governing Board

Name:
Title:

Date: _____

Date: _____

ATTEST:
Saundra McDaniel, Clerk of the Board

By: _____

APPROVED AS TO FORM:
Kurt R. Wiese, General Counsel

By: _____

//Standard Boilerplate
Revised: April 3, 2013

ATTACHMENT A

CERTIFICATIONS AND REPRESENTATIONS



South Coast Air Quality Management District

21865 Copley Drive, Diamond Bar, CA 91765-4178
(909) 396-2000 • www.aqmd.gov

Business Information Request

Dear SCAQMD Contractor/Supplier:

The South Coast Air Quality Management District (SCAQMD) is committed to ensuring that our contractor/supplier records are current and accurate. If your firm is selected for award of a purchase order or contract, it is imperative that the information requested herein be supplied in a timely manner to facilitate payment of invoices. In order to process your payments, we need the enclosed information regarding your account. **Please review and complete the information identified on the following pages, complete the enclosed W-9 form, remember to sign both documents for our files, and return them as soon as possible to the address below:**

**Attention: Accounts Payable, Accounting Department
South Coast Air Quality Management District
21865 Copley Drive
Diamond Bar, CA 91765-4178**

If you do not return this information, we will not be able to establish you as a vendor. This will delay any payments and would still necessitate your submittal of the enclosed information to our Accounting department before payment could be initiated. Completion of this document and enclosed forms would ensure that your payments are processed timely and accurately.

If you have any questions or need assistance in completing this information, please contact Accounting at (909) 396-3777. We appreciate your cooperation in completing this necessary information.

Sincerely,

Michael B. O'Kelly
Chief Financial Officer

DH:tm

Enclosures: Business Information Request
Disadvantaged Business Certification
W-9
Form 590 Withholding Exemption Certificate
Campaign Contributions Disclosure
Direct Deposit Authorization

REV 9/14



South Coast

Air Quality Management District

21865 Copley Drive, Diamond Bar, CA 91765-4178

(909) 396-2000 • www.aqmd.gov

BUSINESS INFORMATION REQUEST

Business Name	
Division of	
Subsidiary of	
Website Address	
Type of Business <i>Check One:</i>	<input type="checkbox"/> Individual <input type="checkbox"/> DBA, Name _____, County Filed in _____ <input type="checkbox"/> Corporation, ID No. _____ <input type="checkbox"/> LLC/LLP, ID No. _____ <input type="checkbox"/> Other _____

REMITTING ADDRESS INFORMATION

Address			
City/Town			
State/Province		Zip	
Phone	() - Ext	Fax	() -
Contact		Title	
E-mail Address			
Payment Name if Different			

All invoices must reference the corresponding Purchase Order Number(s)/Contract Number(s) if applicable and mailed to:

Attention: Accounts Payable, Accounting Department
South Coast Air Quality Management District
21865 Copley Drive
Diamond Bar, CA 91765-4178

DISADVANTAGED BUSINESS CERTIFICATION

Federal guidance for utilization of disadvantaged business enterprises allows a vendor to be deemed a small business enterprise (SBE), minority business enterprise (MBE) or women business enterprise (WBE) if it meets the criteria below.

- is certified by the Small Business Administration or
- is certified by a state or federal agency or
- is an independent MBE(s) or WBE(s) business concern which is at least 51 percent owned and controlled by minority group member(s) who are citizens of the United States.

Statements of certification:

As a prime contractor to the SCAQMD, _____ (name of business) will engage in good faith efforts to achieve the fair share in accordance with 40 CFR Section 33.301, and will follow the six affirmative steps listed below **for contracts or purchase orders funded in whole or in part by federal grants and contracts.**

1. Place qualified SBEs, MBEs, and WBEs on solicitation lists.
2. Assure that SBEs, MBEs, and WBEs are solicited whenever possible.
3. When economically feasible, divide total requirements into small tasks or quantities to permit greater participation by SBEs, MBEs, and WBEs.
4. Establish delivery schedules, if possible, to encourage participation by SBEs, MBEs, and WBEs.
5. Use services of Small Business Administration, Minority Business Development Agency of the Department of Commerce, and/or any agency authorized as a clearinghouse for SBEs, MBEs, and WBEs.
6. If subcontracts are to be let, take the above affirmative steps.

Self-Certification Verification: Also for use in awarding additional points, as applicable, in accordance with SCAQMD Procurement Policy and Procedure:

Check all that apply:

- | | |
|---|--|
| <input type="checkbox"/> Small Business Enterprise/Small Business Joint Venture | <input type="checkbox"/> Women-owned Business Enterprise |
| <input type="checkbox"/> Local business | <input type="checkbox"/> Disabled Veteran-owned Business Enterprise/DVBE Joint Venture |
| <input type="checkbox"/> Minority-owned Business Enterprise | |

Percent of ownership: _____ %

Name of Qualifying Owner(s): _____

I, the undersigned, hereby declare that to the best of my knowledge the above information is accurate. Upon penalty of perjury, I certify information submitted is factual.

NAME

TITLE

TELEPHONE NUMBER

DATE

Definitions

Disabled Veteran-Owned Business Enterprise means a business that meets all of the following criteria:

- is a sole proprietorship or partnership of which is at least 51 percent owned by one or more disabled veterans, or in the case of any business whose stock is publicly held, at least 51 percent of the stock is owned by one or more disabled veterans; a subsidiary which is wholly owned by a parent corporation but only if at least 51 percent of the voting stock of the parent corporation is owned by one or more disabled veterans; or a joint venture in which at least 51 percent of the joint venture's management and control and earnings are held by one or more disabled veterans.
- the management and control of the daily business operations are by one or more disabled veterans. The disabled veterans who exercise management and control are not required to be the same disabled veterans as the owners of the business.
- is a sole proprietorship, corporation, partnership, or joint venture with its primary headquarters office located in the United States and which is not a branch or subsidiary of a foreign corporation, firm, or other foreign-based business.

Joint Venture means that one party to the joint venture is a DVBE and owns at least 51 percent of the joint venture. In the case of a joint venture formed for a single project this means that DVBE will receive at least 51 percent of the project dollars.

Local Business means a business that meets all of the following criteria:

- has an ongoing business within the boundary of the SCAQMD at the time of bid application.
- performs 90 percent of the work within SCAQMD's jurisdiction.

Minority-Owned Business Enterprise means a business that meets all of the following criteria:

- is at least 51 percent owned by one or more minority persons or in the case of any business whose stock is publicly held, at least 51 percent of the stock is owned by one or more minority persons.
- is a business whose management and daily business operations are controlled or owned by one or more minority person.
- is a business which is a sole proprietorship, corporation, partnership, joint venture, an association, or a cooperative with its primary headquarters office located in the United States, which is not a branch or subsidiary of a foreign corporation, foreign firm, or other foreign business.

"Minority" person means a Black American, Hispanic American, Native American (including American Indian, Eskimo, Aleut, and Native Hawaiian), Asian-Indian American (including a person whose origins are from India, Pakistan, or Bangladesh), Asian-Pacific American (including a person whose origins are from Japan, China, the Philippines, Vietnam, Korea, Samoa, Guam, the United States Trust Territories of the Pacific, Northern Marianas, Laos, Cambodia, or Taiwan).

Small Business Enterprise means a business that meets the following criteria:

- a. 1) an independently owned and operated business; 2) not dominant in its field of operation; 3) together with affiliates is either:
 - **A service, construction, or non-manufacturer with 100 or fewer employees, and average annual gross receipts of ten million dollars (\$10,000,000) or less over the previous three years, or**
 - A manufacturer with 100 or fewer employees.
- b. Manufacturer means a business that is both of the following:
 - 1) Primarily engaged in the chemical or mechanical transformation of raw materials or processed substances into new products.
 - 2) Classified between Codes 311000 to 339000, inclusive, of the North American Industrial Classification System (NAICS) Manual published by the United States Office of Management and Budget, 2007 edition.

Small Business Joint Venture means that one party to the joint venture is a Small Business and owns at least 51 percent of the joint venture. In the case of a joint venture formed for a single project this means that the Small Business will receive at least 51 percent of the project dollars.

Women-Owned Business Enterprise means a business that meets all of the following criteria:

- is at least 51 percent owned by one or more women or in the case of any business whose stock is publicly held, at least 51 percent of the stock is owned by one or more women.
- is a business whose management and daily business operations are controlled or owned by one or more women.
- is a business which is a sole proprietorship, corporation, partnership, or a joint venture, with its primary headquarters office located in the United States, which is not a branch or subsidiary of a foreign corporation, foreign firm, or other foreign business.

**Request for Taxpayer
Identification Number and Certification**

**Give Form to the
requester. Do not
send to the IRS.**

Print or type See Specific Instructions on page 2.	Name (as shown on your income tax return)	
	Business name/disregarded entity name, if different from above	
	Check appropriate box for federal tax classification: <input type="checkbox"/> Individual/sole proprietor <input type="checkbox"/> C Corporation <input type="checkbox"/> S Corporation <input type="checkbox"/> Partnership <input type="checkbox"/> Trust/estate <input type="checkbox"/> Limited liability company. Enter the tax classification (C=C corporation, S=S corporation, P=partnership) ▶ _____ <input type="checkbox"/> Other (see instructions) ▶ _____	Exemptions (see instructions): Exempt payee code (if any) _____ Exemption from FATCA reporting code (if any) _____
	Address (number, street, and apt. or suite no.)	Requester's name and address (optional)
	City, state, and ZIP code	
List account number(s) here (optional)		

Part I Taxpayer Identification Number (TIN) Enter your TIN in the appropriate box. The TIN provided must match the name given on the "Name" line to avoid backup withholding. For individuals, this is your social security number (SSN). However, for a resident alien, sole proprietor, or disregarded entity, see the Part I instructions on page 3. For other entities, it is your employer identification number (EIN). If you do not have a number, see <i>How to get a TIN</i> on page 3. Note. If the account is in more than one name, see the chart on page 4 for guidelines on whose number to enter.	<table border="1"><tr><td colspan="9">Social security number</td></tr><tr><td></td><td></td><td></td><td></td><td>-</td><td></td><td></td><td></td><td></td></tr></table> <table border="1"><tr><td colspan="9">Employer identification number</td></tr><tr><td></td><td></td><td></td><td></td><td>-</td><td></td><td></td><td></td><td></td></tr></table>	Social security number													-					Employer identification number													-				
Social security number																																					
				-																																	
Employer identification number																																					
				-																																	

Part II Certification Under penalties of perjury, I certify that: 1. The number shown on this form is my correct taxpayer identification number (or I am waiting for a number to be issued to me), and 2. I am not subject to backup withholding because: (a) I am exempt from backup withholding, or (b) I have not been notified by the Internal Revenue Service (IRS) that I am subject to backup withholding as a result of a failure to report all interest or dividends, or (c) the IRS has notified me that I am no longer subject to backup withholding, and 3. I am a U.S. citizen or other U.S. person (defined below), and 4. The FATCA code(s) entered on this form (if any) indicating that I am exempt from FATCA reporting is correct. Certification instructions. You must cross out item 2 above if you have been notified by the IRS that you are currently subject to backup withholding because you have failed to report all interest and dividends on your tax return. For real estate transactions, item 2 does not apply. For mortgage interest paid, acquisition or abandonment of secured property, cancellation of debt, contributions to an individual retirement arrangement (IRA), and generally, payments other than interest and dividends, you are not required to sign the certification, but you must provide your correct TIN. See the instructions on page 3.	<table border="1"><tr><td>Signature of U.S. person ▶</td><td>Date ▶</td></tr></table>	Signature of U.S. person ▶	Date ▶
Signature of U.S. person ▶	Date ▶		

General Instructions

Section references are to the Internal Revenue Code unless otherwise noted.

Future developments. The IRS has created a page on IRS.gov for information about Form W-9, at www.irs.gov/w9. Information about any future developments affecting Form W-9 (such as legislation enacted after we release it) will be posted on that page.

Purpose of Form

A person who is required to file an information return with the IRS must obtain your correct taxpayer identification number (TIN) to report, for example, income paid to you, payments made to you in settlement of payment card and third party network transactions, real estate transactions, mortgage interest you paid, acquisition or abandonment of secured property, cancellation of debt, or contributions you made to an IRA.

Use Form W-9 only if you are a U.S. person (including a resident alien), to provide your correct TIN to the person requesting it (the requester) and, when applicable, to:

1. Certify that the TIN you are giving is correct (or you are waiting for a number to be issued),
2. Certify that you are not subject to backup withholding, or
3. Claim exemption from backup withholding if you are a U.S. exempt payee. If applicable, you are also certifying that as a U.S. person, your allocable share of any partnership income from a U.S. trade or business is not subject to the

withholding tax on foreign partners' share of effectively connected income, and

4. Certify that FATCA code(s) entered on this form (if any) indicating that you are exempt from the FATCA reporting, is correct.

Note. If you are a U.S. person and a requester gives you a form other than Form W-9 to request your TIN, you must use the requester's form if it is substantially similar to this Form W-9.

Definition of a U.S. person. For federal tax purposes, you are considered a U.S. person if you are:

- An individual who is a U.S. citizen or U.S. resident alien,
- A partnership, corporation, company, or association created or organized in the United States or under the laws of the United States,
- An estate (other than a foreign estate), or
- A domestic trust (as defined in Regulations section 301.7701-7).

Special rules for partnerships. Partnerships that conduct a trade or business in the United States are generally required to pay a withholding tax under section 1446 on any foreign partners' share of effectively connected taxable income from such business. Further, in certain cases where a Form W-9 has not been received, the rules under section 1446 require a partnership to presume that a partner is a foreign person, and pay the section 1446 withholding tax. Therefore, if you are a U.S. person that is a partner in a partnership conducting a trade or business in the United States, provide Form W-9 to the partnership to establish your U.S. status and avoid section 1446 withholding on your share of partnership income.

In the cases below, the following person must give Form W-9 to the partnership for purposes of establishing its U.S. status and avoiding withholding on its allocable share of net income from the partnership conducting a trade or business in the United States:

- In the case of a disregarded entity with a U.S. owner, the U.S. owner of the disregarded entity and not the entity,
- In the case of a grantor trust with a U.S. grantor or other U.S. owner, generally, the U.S. grantor or other U.S. owner of the grantor trust and not the trust, and
- In the case of a U.S. trust (other than a grantor trust), the U.S. trust (other than a grantor trust) and not the beneficiaries of the trust.

Foreign person. If you are a foreign person or the U.S. branch of a foreign bank that has elected to be treated as a U.S. person, do not use Form W-9. Instead, use the appropriate Form W-8 or Form 8233 (see Publication 515, Withholding of Tax on Nonresident Aliens and Foreign Entities).

Nonresident alien who becomes a resident alien. Generally, only a nonresident alien individual may use the terms of a tax treaty to reduce or eliminate U.S. tax on certain types of income. However, most tax treaties contain a provision known as a "saving clause." Exceptions specified in the saving clause may permit an exemption from tax to continue for certain types of income even after the payee has otherwise become a U.S. resident alien for tax purposes.

If you are a U.S. resident alien who is relying on an exception contained in the saving clause of a tax treaty to claim an exemption from U.S. tax on certain types of income, you must attach a statement to Form W-9 that specifies the following five items:

1. The treaty country. Generally, this must be the same treaty under which you claimed exemption from tax as a nonresident alien.
2. The treaty article addressing the income.
3. The article number (or location) in the tax treaty that contains the saving clause and its exceptions.
4. The type and amount of income that qualifies for the exemption from tax.
5. Sufficient facts to justify the exemption from tax under the terms of the treaty article.

Example. Article 20 of the U.S.-China income tax treaty allows an exemption from tax for scholarship income received by a Chinese student temporarily present in the United States. Under U.S. law, this student will become a resident alien for tax purposes if his or her stay in the United States exceeds 5 calendar years. However, paragraph 2 of the first Protocol to the U.S.-China treaty (dated April 30, 1984) allows the provisions of Article 20 to continue to apply even after the Chinese student becomes a resident alien of the United States. A Chinese student who qualifies for this exception (under paragraph 2 of the first protocol) and is relying on this exception to claim an exemption from tax on his or her scholarship or fellowship income would attach to Form W-9 a statement that includes the information described above to support that exemption.

If you are a nonresident alien or a foreign entity, give the requester the appropriate completed Form W-8 or Form 8233.

What is backup withholding? Persons making certain payments to you must under certain conditions withhold and pay to the IRS a percentage of such payments. This is called "backup withholding." Payments that may be subject to backup withholding include interest, tax-exempt interest, dividends, broker and barter exchange transactions, rents, royalties, nonemployee pay, payments made in settlement of payment card and third party network transactions, and certain payments from fishing boat operators. Real estate transactions are not subject to backup withholding.

You will not be subject to backup withholding on payments you receive if you give the requester your correct TIN, make the proper certifications, and report all your taxable interest and dividends on your tax return.

Payments you receive will be subject to backup withholding if:

1. You do not furnish your TIN to the requester,
2. You do not certify your TIN when required (see the Part II instructions on page 3 for details),
3. The IRS tells the requester that you furnished an incorrect TIN,
4. The IRS tells you that you are subject to backup withholding because you did not report all your interest and dividends on your tax return (for reportable interest and dividends only), or
5. You do not certify to the requester that you are not subject to backup withholding under 4 above (for reportable interest and dividend accounts opened after 1983 only).

Certain payees and payments are exempt from backup withholding. See *Exempt payee code* on page 3 and the separate Instructions for the Requester of Form W-9 for more information.

Also see *Special rules for partnerships* on page 1.

What is FATCA reporting? The Foreign Account Tax Compliance Act (FATCA) requires a participating foreign financial institution to report all United States account holders that are specified United States persons. Certain payees are exempt from FATCA reporting. See *Exemption from FATCA reporting code* on page 3 and the Instructions for the Requester of Form W-9 for more information.

Updating Your Information

You must provide updated information to any person to whom you claimed to be an exempt payee if you are no longer an exempt payee and anticipate receiving reportable payments in the future from this person. For example, you may need to provide updated information if you are a C corporation that elects to be an S corporation, or if you no longer are tax exempt. In addition, you must furnish a new Form W-9 if the name or TIN changes for the account, for example, if the grantor of a grantor trust dies.

Penalties

Failure to furnish TIN. If you fail to furnish your correct TIN to a requester, you are subject to a penalty of \$50 for each such failure unless your failure is due to reasonable cause and not to willful neglect.

Civil penalty for false information with respect to withholding. If you make a false statement with no reasonable basis that results in no backup withholding, you are subject to a \$500 penalty.

Criminal penalty for falsifying information. Willfully falsifying certifications or affirmations may subject you to criminal penalties including fines and/or imprisonment.

Misuse of TINs. If the requester discloses or uses TINs in violation of federal law, the requester may be subject to civil and criminal penalties.

Specific Instructions

Name

If you are an individual, you must generally enter the name shown on your income tax return. However, if you have changed your last name, for instance, due to marriage without informing the Social Security Administration of the name change, enter your first name, the last name shown on your social security card, and your new last name.

If the account is in joint names, list first, and then circle, the name of the person or entity whose number you entered in Part I of the form.

Sole proprietor. Enter your individual name as shown on your income tax return on the "Name" line. You may enter your business, trade, or "doing business as (DBA)" name on the "Business name/disregarded entity name" line.

Partnership, C Corporation, or S Corporation. Enter the entity's name on the "Name" line and any business, trade, or "doing business as (DBA)" name on the "Business name/disregarded entity name" line.

Disregarded entity. For U.S. federal tax purposes, an entity that is disregarded as an entity separate from its owner is treated as a "disregarded entity." See Regulation section 301.7701-2(c)(2)(iii). Enter the owner's name on the "Name" line. The name of the entity entered on the "Name" line should never be a disregarded entity. The name on the "Name" line must be the name shown on the income tax return on which the income should be reported. For example, if a foreign LLC that is treated as a disregarded entity for U.S. federal tax purposes has a single owner that is a U.S. person, the U.S. owner's name is required to be provided on the "Name" line. If the direct owner of the entity is also a disregarded entity, enter the first owner that is not disregarded for federal tax purposes. Enter the disregarded entity's name on the "Business name/disregarded entity name" line. If the owner of the disregarded entity is a foreign person, the owner must complete an appropriate Form W-8 instead of a Form W-9. This is the case even if the foreign person has a U.S. TIN.

Note. Check the appropriate box for the U.S. federal tax classification of the person whose name is entered on the "Name" line (Individual/sole proprietor, Partnership, C Corporation, S Corporation, Trust/estate).

Limited Liability Company (LLC). If the person identified on the "Name" line is an LLC, check the "Limited liability company" box only and enter the appropriate code for the U.S. federal tax classification in the space provided. If you are an LLC that is treated as a partnership for U.S. federal tax purposes, enter "P" for partnership. If you are an LLC that has filed a Form 8832 or a Form 2553 to be taxed as a corporation, enter "C" for C corporation or "S" for S corporation, as appropriate. If you are an LLC that is disregarded as an entity separate from its owner under Regulation section 301.7701-3 (except for employment and excise tax), do not check the LLC box unless the owner of the LLC (required to be identified on the "Name" line) is another LLC that is not disregarded for U.S. federal tax purposes. If the LLC is disregarded as an entity separate from its owner, enter the appropriate tax classification of the owner identified on the "Name" line.

Other entities. Enter your business name as shown on required U.S. federal tax documents on the "Name" line. This name should match the name shown on the charter or other legal document creating the entity. You may enter any business, trade, or DBA name on the "Business name/disregarded entity name" line.

Exemptions

If you are exempt from backup withholding and/or FATCA reporting, enter in the *Exemptions* box, any code(s) that may apply to you. See *Exempt payee code* and *Exemption from FATCA reporting code* on page 3.

Exempt payee code. Generally, individuals (including sole proprietors) are not exempt from backup withholding. Corporations are exempt from backup withholding for certain payments, such as interest and dividends. Corporations are not exempt from backup withholding for payments made in settlement of payment card or third party network transactions.

Note. If you are exempt from backup withholding, you should still complete this form to avoid possible erroneous backup withholding.

The following codes identify payees that are exempt from backup withholding:

- 1—An organization exempt from tax under section 501(a), any IRA, or a custodial account under section 403(b)(7) if the account satisfies the requirements of section 401(f)(2)
- 2—The United States or any of its agencies or instrumentalities
- 3—A state, the District of Columbia, a possession of the United States, or any of their political subdivisions or instrumentalities
- 4—A foreign government or any of its political subdivisions, agencies, or instrumentalities
- 5—A corporation
- 6—A dealer in securities or commodities required to register in the United States, the District of Columbia, or a possession of the United States
- 7—A futures commission merchant registered with the Commodity Futures Trading Commission
- 8—A real estate investment trust
- 9—An entity registered at all times during the tax year under the Investment Company Act of 1940
- 10—A common trust fund operated by a bank under section 584(a)
- 11—A financial institution
- 12—A middleman known in the investment community as a nominee or custodian
- 13—A trust exempt from tax under section 664 or described in section 4947

The following chart shows types of payments that may be exempt from backup withholding. The chart applies to the exempt payees listed above, 1 through 13.

IF the payment is for . . .	THEN the payment is exempt for . . .
Interest and dividend payments	All exempt payees except for 7
Broker transactions	Exempt payees 1 through 4 and 6 through 11 and all C corporations. S corporations must not enter an exempt payee code because they are exempt only for sales of noncovered securities acquired prior to 2012.
Barter exchange transactions and patronage dividends	Exempt payees 1 through 4
Payments over \$600 required to be reported and direct sales over \$5,000 ¹	Generally, exempt payees 1 through 5 ²
Payments made in settlement of payment card or third party network transactions	Exempt payees 1 through 4

¹ See Form 1099-MISC, Miscellaneous Income, and its instructions.

² However, the following payments made to a corporation and reportable on Form 1099-MISC are not exempt from backup withholding: medical and health care payments, attorneys' fees, gross proceeds paid to an attorney, and payments for services paid by a federal executive agency.

Exemption from FATCA reporting code. The following codes identify payees that are exempt from reporting under FATCA. These codes apply to persons submitting this form for accounts maintained outside of the United States by certain foreign financial institutions. Therefore, if you are only submitting this form for an account you hold in the United States, you may leave this field blank. Consult with the person requesting this form if you are uncertain if the financial institution is subject to these requirements.

- A—An organization exempt from tax under section 501(a) or any individual retirement plan as defined in section 7701(a)(37)
- B—The United States or any of its agencies or instrumentalities
- C—A state, the District of Columbia, a possession of the United States, or any of their political subdivisions or instrumentalities
- D—A corporation the stock of which is regularly traded on one or more established securities markets, as described in Reg. section 1.1472-1(c)(1)(i)
- E—A corporation that is a member of the same expanded affiliated group as a corporation described in Reg. section 1.1472-1(c)(1)(i)
- F—A dealer in securities, commodities, or derivative financial instruments (including notional principal contracts, futures, forwards, and options) that is registered as such under the laws of the United States or any state

- G—A real estate investment trust
- H—A regulated investment company as defined in section 851 or an entity registered at all times during the tax year under the Investment Company Act of 1940
- I—A common trust fund as defined in section 584(a)
- J—A bank as defined in section 581
- K—A broker
- L—A trust exempt from tax under section 664 or described in section 4947(a)(1)
- M—A tax exempt trust under a section 403(b) plan or section 457(g) plan

Part I. Taxpayer Identification Number (TIN)

Enter your TIN in the appropriate box. If you are a resident alien and you do not have and are not eligible to get an SSN, your TIN is your IRS individual taxpayer identification number (ITIN). Enter it in the social security number box. If you do not have an ITIN, see *How to get a TIN* below.

If you are a sole proprietor and you have an EIN, you may enter either your SSN or EIN. However, the IRS prefers that you use your SSN.

If you are a single-member LLC that is disregarded as an entity separate from its owner (see *Limited Liability Company (LLC)* on page 2), enter the owner's SSN (or EIN, if the owner has one). Do not enter the disregarded entity's EIN. If the LLC is classified as a corporation or partnership, enter the entity's EIN.

Note. See the chart on page 4 for further clarification of name and TIN combinations.

How to get a TIN. If you do not have a TIN, apply for one immediately. To apply for an SSN, get Form SS-5, Application for a Social Security Card, from your local Social Security Administration office or get this form online at www.ssa.gov. You may also get this form by calling 1-800-772-1213. Use Form W-7, Application for IRS Individual Taxpayer Identification Number, to apply for an ITIN, or Form SS-4, Application for Employer Identification Number, to apply for an EIN. You can apply for an EIN online by accessing the IRS website at www.irs.gov/businesses and clicking on Employer Identification Number (EIN) under Starting a Business. You can get Forms W-7 and SS-4 from the IRS by visiting IRS.gov or by calling 1-800-TAX-FORM (1-800-829-3676).

If you are asked to complete Form W-9 but do not have a TIN, apply for a TIN and write "Applied For" in the space for the TIN, sign and date the form, and give it to the requester. For interest and dividend payments, and certain payments made with respect to readily tradable instruments, generally you will have 60 days to get a TIN and give it to the requester before you are subject to backup withholding on payments. The 60-day rule does not apply to other types of payments. You will be subject to backup withholding on all such payments until you provide your TIN to the requester.

Note. Entering "Applied For" means that you have already applied for a TIN or that you intend to apply for one soon.

Caution: A disregarded U.S. entity that has a foreign owner must use the appropriate Form W-8.

Part II. Certification

To establish to the withholding agent that you are a U.S. person, or resident alien, sign Form W-9. You may be requested to sign by the withholding agent even if items 1, 4, or 5 below indicate otherwise.

For a joint account, only the person whose TIN is shown in Part I should sign (when required). In the case of a disregarded entity, the person identified on the "Name" line must sign. Exempt payees, see *Exempt payee code* earlier.

Signature requirements. Complete the certification as indicated in items 1 through 5 below.

1. Interest, dividend, and barter exchange accounts opened before 1984 and broker accounts considered active during 1983. You must give your correct TIN, but you do not have to sign the certification.

2. Interest, dividend, broker, and barter exchange accounts opened after 1983 and broker accounts considered inactive during 1983. You must sign the certification or backup withholding will apply. If you are subject to backup withholding and you are merely providing your correct TIN to the requester, you must cross out item 2 in the certification before signing the form.

3. Real estate transactions. You must sign the certification. You may cross out item 2 of the certification.

4. Other payments. You must give your correct TIN, but you do not have to sign the certification unless you have been notified that you have previously given an incorrect TIN. "Other payments" include payments made in the course of the requester's trade or business for rents, royalties, goods (other than bills for merchandise), medical and health care services (including payments to corporations), payments to a nonemployee for services, payments made in settlement of payment card and third party network transactions, payments to certain fishing boat crew members and fishermen, and gross proceeds paid to attorneys (including payments to corporations).

5. Mortgage interest paid by you, acquisition or abandonment of secured property, cancellation of debt, qualified tuition program payments (under section 529), IRA, Coverdell ESA, Archer MSA or HSA contributions or distributions, and pension distributions. You must give your correct TIN, but you do not have to sign the certification.

What Name and Number To Give the Requester

For this type of account:	Give name and SSN of:
1. Individual	The individual
2. Two or more individuals (joint account)	The actual owner of the account or, if combined funds, the first individual on the account ¹
3. Custodian account of a minor (Uniform Gift to Minors Act)	The minor ²
4. a. The usual revocable savings trust (grantor is also trustee)	The grantor-trustee ³
b. So-called trust account that is not a legal or valid trust under state law	The actual owner ¹
5. Sole proprietorship or disregarded entity owned by an individual	The owner ³
6. Grantor trust filing under Optional Form 1099 Filing Method 1 (see Regulation section 1.671-4(b)(2)(i)(A))	The grantor ⁴
For this type of account:	Give name and EIN of:
7. Disregarded entity not owned by an individual	The owner
8. A valid trust, estate, or pension trust	Legal entity ⁴
9. Corporation or LLC electing corporate status on Form 8832 or Form 2553	The corporation
10. Association, club, religious, charitable, educational, or other tax-exempt organization	The organization
11. Partnership or multi-member LLC	The partnership
12. A broker or registered nominee	The broker or nominee
13. Account with the Department of Agriculture in the name of a public entity (such as a state or local government, school district, or prison) that receives agricultural program payments	The public entity
14. Grantor trust filing under the Form 1041 Filing Method or the Optional Form 1099 Filing Method 2 (see Regulation section 1.671-4(b)(2)(i)(B))	The trust

¹ List first and circle the name of the person whose number you furnish. If only one person on a joint account has an SSN, that person's number must be furnished.

² Circle the minor's name and furnish the minor's SSN.

³ You must show your individual name and you may also enter your business or "DBA" name on the "Business name/disregarded entity" name line. You may use either your SSN or EIN (if you have one), but the IRS encourages you to use your SSN.

⁴ List first and circle the name of the trust, estate, or pension trust. (Do not furnish the TIN of the personal representative or trustee unless the legal entity itself is not designated in the account title.) Also see *Special rules for partnerships* on page 1.

***Note.** Grantor also must provide a Form W-9 to trustee of trust.

Note. If no name is circled when more than one name is listed, the number will be considered to be that of the first name listed.

Secure Your Tax Records from Identity Theft

Identity theft occurs when someone uses your personal information such as your name, social security number (SSN), or other identifying information, without your permission, to commit fraud or other crimes. An identity thief may use your SSN to get a job or may file a tax return using your SSN to receive a refund.

To reduce your risk:

- Protect your SSN,
- Ensure your employer is protecting your SSN, and
- Be careful when choosing a tax preparer.

If your tax records are affected by identity theft and you receive a notice from the IRS, respond right away to the name and phone number printed on the IRS notice or letter.

If your tax records are not currently affected by identity theft but you think you are at risk due to a lost or stolen purse or wallet, questionable credit card activity or credit report, contact the IRS Identity Theft Hotline at 1-800-908-4490 or submit Form 14039.

For more information, see Publication 4535, Identity Theft Prevention and Victim Assistance.

Victims of identity theft who are experiencing economic harm or a system problem, or are seeking help in resolving tax problems that have not been resolved through normal channels, may be eligible for Taxpayer Advocate Service (TAS) assistance. You can reach TAS by calling the TAS toll-free case intake line at 1-877-777-4778 or TTY/TDD 1-800-829-4059.

Protect yourself from suspicious emails or phishing schemes. Phishing is the creation and use of email and websites designed to mimic legitimate business emails and websites. The most common act is sending an email to a user falsely claiming to be an established legitimate enterprise in an attempt to scam the user into surrendering private information that will be used for identity theft.

The IRS does not initiate contacts with taxpayers via emails. Also, the IRS does not request personal detailed information through email or ask taxpayers for the PIN numbers, passwords, or similar secret access information for their credit card, bank, or other financial accounts.

If you receive an unsolicited email claiming to be from the IRS, forward this message to phishing@irs.gov. You may also report misuse of the IRS name, logo, or other IRS property to the Treasury Inspector General for Tax Administration at 1-800-366-4484. You can forward suspicious emails to the Federal Trade Commission at: spam@uce.gov or contact them at www.ftc.gov/idtheft or 1-877-IDTHEFT (1-877-438-4338).

Visit IRS.gov to learn more about identity theft and how to reduce your risk.

Privacy Act Notice

Section 6109 of the Internal Revenue Code requires you to provide your correct TIN to persons (including federal agencies) who are required to file information returns with the IRS to report interest, dividends, or certain other income paid to you; mortgage interest you paid; the acquisition or abandonment of secured property; the cancellation of debt; or contributions you made to an IRA, Archer MSA, or HSA. The person collecting this form uses the information on the form to file information returns with the IRS, reporting the above information. Routine uses of this information include giving it to the Department of Justice for civil and criminal litigation and to cities, states, the District of Columbia, and U.S. commonwealths and possessions for use in administering their laws. The information also may be disclosed to other countries under a treaty, to federal and state agencies to enforce civil and criminal laws, or to federal law enforcement and intelligence agencies to combat terrorism. You must provide your TIN whether or not you are required to file a tax return. Under section 3406, payers must generally withhold a percentage of taxable interest, dividend, and certain other payments to a payee who does not give a TIN to the payer. Certain penalties may also apply for providing false or fraudulent information.

2014 Withholding Exemption Certificate**590**

The payee completes this form and submits it to the withholding agent.

Withholding Agent (Type or print)

Name

Payee

Name

☐ SSN or ITIN ☐ FEIN ☐ CA Corp no. ☐ CA SOS file no.

Address (apt./ste., room, PO Box, or PMB no.)

City (If you have a foreign address, see instructions.)

State

ZIP Code

Exemption Reason

Check only one reason box below that applies to the payee.

By checking the appropriate box below, the Payee certifies the reason for the exemption from the California income tax withholding requirements on payment(s) made to the entity or individual.

☐ **Individuals — Certification of Residency:**

I am a resident of California and I reside at the address shown above. If I become a nonresident at any time, I will promptly notify the withholding agent. See instructions for General Information D, Definitions.

☐ **Corporations:**

The corporation has a permanent place of business in California at the address shown above or is qualified through the California Secretary of State (SOS) to do business in California. The corporation will file a California tax return. If this corporation ceases to have a permanent place of business in California or ceases to do any of the above, I will promptly notify the withholding agent. See instructions for General Information D, Definitions.

☐ **Partnerships or limited liability companies (LLCs):**

The partnership or LLC has a permanent place of business in California at the address shown above or is registered with the California SOS, and is subject to the laws of California. The partnership or LLC will file a California tax return. If the partnership or LLC ceases to do any of the above, I will promptly inform the withholding agent. For withholding purposes, a limited liability partnership (LLP) is treated like any other partnership.

☐ **Tax-Exempt Entities:**

The entity is exempt from tax under California Revenue and Taxation Code (R&TC) Section 23701 _____ (insert letter) or Internal Revenue Code Section 501(c) _____ (insert number). If this entity ceases to be exempt from tax, I will promptly notify the withholding agent. Individuals cannot be tax-exempt entities.

☐ **Insurance Companies, Individual Retirement Arrangements (IRAs), or Qualified Pension/Profit Sharing Plans:**

The entity is an insurance company, IRA, or a federally qualified pension or profit-sharing plan.

☐ **California Trusts:**

At least one trustee and one noncontingent beneficiary of the above-named trust is a California resident. The trust will file a California fiduciary tax return. If the trustee or noncontingent beneficiary becomes a nonresident at any time, I will promptly notify the withholding agent.

☐ **Estates — Certification of Residency of Deceased Person:**

I am the executor of the above-named person's estate or trust. The decedent was a California resident at the time of death. The estate will file a California fiduciary tax return.

☐ **Nonmilitary Spouse of a Military Servicemember:**

I am a nonmilitary spouse of a military servicemember and I meet the Military Spouse Residency Relief Act (MSRRA) requirements. See instructions for General Information E, MSRRA.

CERTIFICATE OF PAYEE: Payee must complete and sign below.

Under penalties of perjury, I hereby certify that the information provided in this document is, to the best of my knowledge, true and correct. If conditions change, I will promptly notify the withholding agent.

Payee's name and title (type or print) _____ Telephone (____) _____

Payee's signature ► _____ Date _____

Instructions for Form 590

Withholding Exemption Certificate

References in these instructions are to the California Revenue and Taxation Code (R&TC).

General Information

Registered Domestic Partners (RDP) – For purposes of California income tax, references to a spouse, husband, or wife also refer to a Registered Domestic Partner (RDP) unless otherwise specified. For more information on RDPs, get FTB Pub. 737, Tax Information for Registered Domestic Partners.

A Purpose

Use Form 590, Withholding Exemption Certificate, to certify an exemption from nonresident withholding.

Form 590 does not apply to payments of backup withholding. For information on California backup withholding, go to ftb.ca.gov and search for **backup withholding**.

Form 590 does not apply to payments for wages to employees. Wage withholding is administered by the California Employment Development Department (EDD). For more information, go to edd.ca.gov or call 888.745.3886.

Do not use Form 590 to certify an exemption from withholding if you are a **Seller of California real estate**. Sellers of California real estate use Form 593-C, Real Estate Withholding Certificate, to claim an exemption from real estate withholding.

The following are excluded from withholding and completing this form:

- The United States and any of its agencies or instrumentalities.
- A state, a possession of the United States, the District of Columbia, or any of its political subdivisions or instrumentalities.
- A foreign government or any of its political subdivisions, agencies, or instrumentalities.

B Income Subject to Withholding

California Revenue and Taxation Code (R&TC) Section 18662 requires withholding of income or franchise tax on payments of California source income made to nonresidents of California.

Withholding is required on the following, but is not limited to:

- Payments to nonresidents for services rendered in California.
- Distributions of California source income made to domestic nonresident S corporation shareholders, partners, and members and allocations of California source income made to foreign partners and members.
- Payments to nonresidents for rents if the payments are made in the course of the withholding agent's business.

- Payments to nonresidents for royalties from natural resources with activities in California.
- Distributions of California source income to nonresident beneficiaries from an estate or trust.
- Endorsement payments received for services performed in California.
- Prizes and winnings received by nonresidents for contests in California.

However, withholding is optional if the total payments of California source income are \$1,500 or less during the calendar year.

For more information on withholding get FTB Pub. 1017, Resident and Nonresident Withholding Guidelines. To get a withholding publication, see Additional Information.

C Who Certifies this Form

Form 590 is certified by the payee. California residents or entities exempt from the withholding requirement should complete Form 590 and submit it to the withholding agent. The withholding agent is then relieved of the withholding requirements if the agent relies in good faith on a completed and signed Form 590 unless notified by the Franchise Tax Board (FTB) that the form should not be relied upon.

An incomplete certificate is invalid and the withholding agent should not accept it. If the withholding agent receives an incomplete certificate, the withholding agent is required to withhold tax on payments made to the payee until a valid certificate is received. In lieu of a completed certificate on the preprinted form, the withholding agent may accept as a substitute certificate a letter from the payee explaining why the payee is not subject to withholding. The letter must contain all the information required on the certificate in similar language, including the under penalty of perjury statement and the payee's taxpayer identification number. The withholding agent must retain a copy of the certificate or substitute for at least four years after the last payment to which the certificate applies, and provide it upon request to the FTB.

For example, if an entertainer (or the entertainer's business entity) is paid for a performance, the entertainer's information must be provided. **Do not** submit the entertainer's agent or promoter information.

The grantor of a grantor trust shall be treated as the payee for withholding purposes. Therefore, if the payee is a grantor trust and one or more of the grantors is a nonresident, withholding is required. If all of the grantors on the trust are residents, no withholding is required. Resident grantors can check the box on Form 590 labeled "Individuals — Certification of Residency."

D Definitions

Nonresident includes all of the following:

- Individuals who are not residents of California.
- Corporations not qualified through the California Secretary of State (CA SOS) to do business in California or having no permanent place of business in California.
- Partnerships or limited liability companies (LLCs) with no permanent place of business in California.
- Any trust without a resident grantor, beneficiary, or trustee, or estates where the decedent was not a California resident.

Foreign refers to non-U.S.

For more information about determining resident status, get FTB Pub. 1031, Guidelines for Determining Resident Status. Military servicemembers have special rules for residency. For more information, get FTB Pub. 1032, Tax Information for Military Personnel.

Permanent Place of Business:

A corporation has a permanent place of business in California if it is organized and existing under the laws of California or if it is a foreign corporation qualified to transact intrastate business by the CA SOS. A corporation that has not qualified to transact intrastate business (e.g., a corporation engaged exclusively in interstate commerce) will be considered as having a permanent place of business in California only if it maintains a permanent office in California that is permanently staffed by its employees.

E Military Spouse Residency Relief Act (MSRRA)

Generally, for tax purposes you are considered to maintain your existing residence or domicile. If a military servicemember and nonmilitary spouse have the same state of domicile, the MSRRA provides:

- A spouse shall not be deemed to have lost a residence or domicile in any state solely by reason of being absent to be with the servicemember serving in compliance with military orders.
- A spouse shall not be deemed to have acquired a residence or domicile in any other state solely by reason of being there to be with the servicemember serving in compliance with military orders.

Domicile is defined as the one place:

- Where you maintain a true, fixed, and permanent home.
- To which you intend to return whenever you are absent.

A military servicemember's nonmilitary spouse is considered a nonresident for tax purposes if the servicemember and spouse have the same domicile outside of California and the spouse is in California solely to be with the servicemember who is serving in compliance with Permanent Change of Station orders.

California may require nonmilitary spouses of military servicemembers to provide proof that they meet the criteria for California personal income tax exemption as set forth in the MSRRRA.

Income of a military servicemember's nonmilitary spouse for services performed in California is not California source income subject to state tax if the spouse is in California to be with the servicemember serving in compliance with military orders, and the servicemember and spouse have the same domicile in a state other than California.

For additional information or assistance in determining whether the applicant meets the MSRRRA requirements, get FTB Pub. 1032.

Specific Instructions

Payee Instructions

Enter the withholding agent's name.

Enter the payee's information, including the taxpayer identification number (TIN) and check the appropriate TIN box.

You must provide an acceptable TIN as requested on this form. The following are acceptable TINs: social security number (SSN); individual taxpayer identification number (ITIN); federal employer identification number (FEIN); California corporation number (CA Corp no.); or CA SOS file number.

Private Mail Box (PMB) – Include the PMB in the address field. Write "PMB" first, then the box number. Example: 111 Main Street PMB 123.

Foreign Address – Enter the information in the following order: City, Country, Province/Region, and Postal Code. Follow the country's practice for entering the postal code. **Do not** abbreviate the country's name.

Check the box that reflects the reason why the payee is exempt from the California income tax withholding requirement.

Withholding Agent Instructions

Keep Form 590 for your records. **Do not** send this form to the FTB unless it has been specifically requested.

For more information, contact Withholding Services and Compliance, see Additional Information.

The payee must notify the withholding agent if any of the following situations occur:

- The individual payee becomes a nonresident.
- The corporation ceases to have a permanent place of business in California or ceases to be qualified to do business in California.
- The partnership ceases to have a permanent place of business in California.
- The LLC ceases to have a permanent place of business in California.
- The tax-exempt entity loses its tax-exempt status.

If any of these situations occur, then withholding may be required. For more information, get Form 592, Resident and Nonresident Withholding Statement, Form 592-B, Resident and Nonresident Withholding Tax Statement, and Form 592-V, Payment Voucher for Resident and Nonresident Withholding.

Additional Information

For additional information or to speak to a representative regarding this form, call the Withholding Services and Compliance telephone service at:

Telephone: 888.792.4900

916.845.4900

Fax: 916.845.9512

OR write to:

WITHHOLDING SERVICES AND
COMPLIANCE MS F182
FRANCHISE TAX BOARD
PO BOX 942867
SACRAMENTO CA 94267-0651

You can download, view, and print California tax forms and publications at ftb.ca.gov.

OR to get forms by mail write to:

TAX FORMS REQUEST UNIT
FRANCHISE TAX BOARD
PO BOX 307
RANCHO CORDOVA CA 95741-0307

For all other questions unrelated to withholding or to access the TTY/TDD numbers, see the information below.

Internet and Telephone Assistance

Website: ftb.ca.gov

Telephone: 800.852.5711 from within the United States

916.845.6500 from outside the United States

TTY/TDD: 800.822.6268 for persons with hearing or speech impairments

Asistencia Por Internet y Teléfono

Sitio web: ftb.ca.gov

Teléfono: 800.852.5711 dentro de los Estados Unidos
916.845.6500 fuera de los Estados Unidos

TTY/TDD: 800.822.6268 personas con discapacidades auditivas y del habla



CAMPAIGN CONTRIBUTIONS DISCLOSURE

In accordance with California law, bidders and contracting parties are required to disclose, at the time the application is filed, information relating to any campaign contributions made to South Coast Air Quality Management District (SCAQMD) Board Members or members/alternates of the MSRC, including: the name of the party making the contribution (which includes any parent, subsidiary or otherwise related business entity, as defined below), the amount of the contribution, and the date the contribution was made. 2 C.C.R. §18438.8(b).

California law prohibits a party, or an agent, from making campaign contributions to SCAQMD Governing Board Members or members/alternates of the Mobile Source Air Pollution Reduction Review Committee (MSRC) of more than \$250 while their contract or permit is pending before the SCAQMD; and further prohibits a campaign contribution from being made for three (3) months following the date of the final decision by the Governing Board or the MSRC on a donor's contract or permit. Gov't Code §84308(d). For purposes of reaching the \$250 limit, the campaign contributions of the bidder or contractor plus contributions by its parents, affiliates, and related companies of the contractor or bidder are added together. 2 C.C.R. §18438.5.

In addition, SCAQMD Board Members or members/alternates of the MSRC must abstain from voting on a contract or permit if they have received a campaign contribution from a party or participant to the proceeding, or agent, totaling more than \$250 in the 12-month period prior to the consideration of the item by the Governing Board or the MSRC. Gov't Code §84308(c).

The list of current SCAQMD Governing Board Members can be found at the SCAQMD website (www.aqmd.gov). The list of current MSRC members/alternates can be found at the MSRC website (<http://www.cleantransportationfunding.org>).

SECTION I.

Contractor (Legal Name): _____

DBA, Name _____, County Filed in _____
Corporation, ID No. _____
LLC/LLP, ID No. _____

List any parent, subsidiaries, or otherwise affiliated business entities of Contractor:
(See definition below).

SECTION II.

Has Contractor and/or any parent, subsidiary, or affiliated company, or agent thereof, made a campaign contribution(s) totaling \$250 or more in the aggregate to a current member of the South Coast Air Quality Management Governing Board or member/alternate of the MSRC in the 12 months preceding the date of execution of this disclosure?

☐ Yes ☐ No **If YES, complete Section II below and then sign and date the form.
If NO, sign and date below. Include this form with your submittal.**

Campaign Contributions Disclosure, continued:

Name of Contributor _____

_____	_____	_____
Governing Board Member or MSRC Member/Alternate	Amount of Contribution	Date of Contribution

Name of Contributor _____

_____	_____	_____
Governing Board Member or MSRC Member/Alternate	Amount of Contribution	Date of Contribution

Name of Contributor _____

_____	_____	_____
Governing Board Member or MSRC Member/Alternate	Amount of Contribution	Date of Contribution

Name of Contributor _____

_____	_____	_____
Governing Board Member or MSRC Member/Alternate	Amount of Contribution	Date of Contribution

I declare the foregoing disclosures to be true and correct.

By: _____

Title: _____

Date: _____

DEFINITIONS

Parent, Subsidiary, or Otherwise Related Business Entity (2 Cal. Code of Regs., §18703.1(d).)

- (1) Parent subsidiary. A parent subsidiary relationship exists when one corporation directly or indirectly owns shares possessing more than 50 percent of the voting power of another corporation.
- (2) Otherwise related business entity. Business entities, including corporations, partnerships, joint ventures and any other organizations and enterprises operated for profit, which do not have a parent subsidiary relationship are otherwise related if any one of the following three tests is met:
 - (A) One business entity has a controlling ownership interest in the other business entity.
 - (B) There is shared management and control between the entities. In determining whether there is shared management and control, consideration should be given to the following factors:
 - (i) The same person or substantially the same person owns and manages the two entities;
 - (ii) There are common or commingled funds or assets;
 - (iii) The business entities share the use of the same offices or employees, or otherwise share activities, resources or personnel on a regular basis;
 - (iv) There is otherwise a regular and close working relationship between the entities; or
 - (C) A controlling owner (50% or greater interest as a shareholder or as a general partner) in one entity also is a controlling owner in the other entity.



South Coast Air Quality Management District

21865 Copley Drive, Diamond Bar, CA 91765-4178

(909) 396-2000 • www.aqmd.gov

Direct Deposit Authorization

STEP 1: Please check all the appropriate boxes

- | | |
|--|--|
| <input type="checkbox"/> Individual (Employee, Governing Board Member) | <input type="checkbox"/> New Request |
| <input type="checkbox"/> Vendor/Contractor | <input type="checkbox"/> Cancel Direct Deposit |
| <input type="checkbox"/> Changed Information | |

STEP 2: Payee Information

Last Name		First Name		Middle Initial	Title
Vendor/Contractor Business Name (if applicable)					
Address				Apartment or P.O. Box Number	
City		State	Zip	Country	
Taxpayer ID Number		Telephone Number		Email Address	

Authorization

- I authorize South Coast Air Quality Management District (SCAQMD) to direct deposit funds to my account in the financial institution as indicated below. I understand that the authorization may be rejected or discontinued by SCAQMD at any time. If any of the above information changes, I will promptly complete a new authorization agreement. If the direct deposit is not stopped before closing an account, funds payable to me will be returned to SCAQMD for distribution. This will delay my payment.
- This authorization remains in effect until SCAQMD receives written notification of changes or cancellation from you.
- I hereby release and hold harmless SCAQMD for any claims or liability to pay for any losses or costs related to insufficient fund transactions that result from failure within the Automated Clearing House network to correctly and timely deposit monies into my account.

STEP 3:

You must verify that your bank is a member of an Automated Clearing House (ACH). Failure to do so could delay the processing of your payment. You must attach a voided check or have your bank complete the bank information and the account holder must sign below.

To be Completed by your Bank

Staple Voided Check Here	Name of Bank/Institution				
	Account Holder Name(s)				
	<input type="checkbox"/> Saving <input type="checkbox"/> Checking		Account Number	Routing Number	
	Bank Representative Printed Name		Bank Representative Signature		Date
	ACCOUNT HOLDER SIGNATURE:				Date

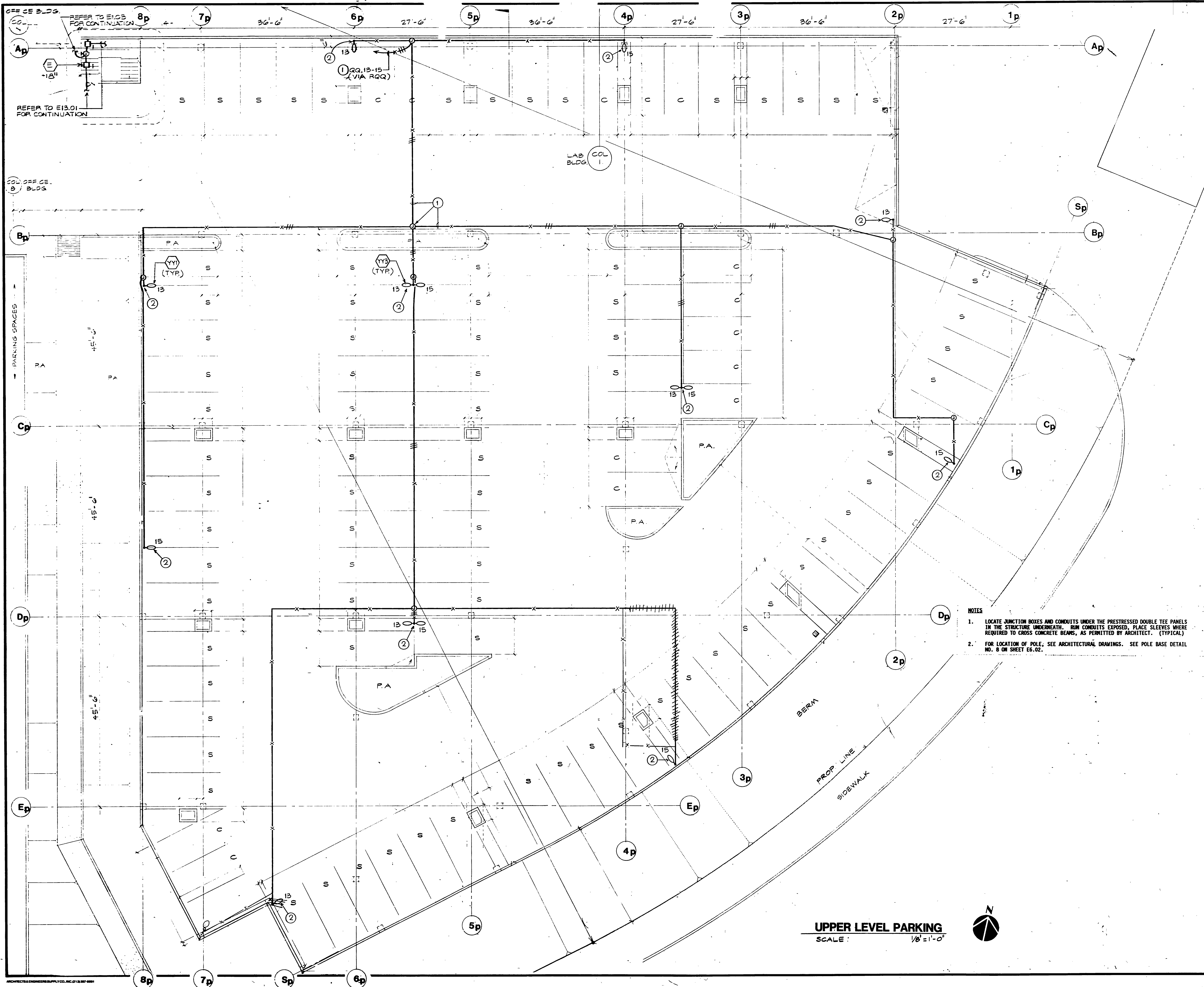
For SCAQMD Use Only

Input By _____

Date _____

ATTACHMENT B

**EQUIPMENT DRAWINGS
(SUBJECT TO VERIFICATION BY BIDDERS/CONTRACTOR)**



**MEYER & ALLEN
ASSOCIATES**
ARCHITECTS
PLANNERS

2090 Beachwood Drive
Los Angeles, California 90008
(213) 467-7151


These drawings are instruments of service and are the property of Meyer & Allen Associates. All designs and other information on the drawings are for use on the specified project and shall not be used without expressed written permission of Meyer & Allen Associates.
Copyright 1989, Meyer & Allen Associates
All Rights Reserved

APPROVED BY

Kurt W. Meyer, FAIA
Architect C-1951

HayakawaAssociates
CONSULTING ENGINEERS

1180 SO. BEVERLY DRIVE
LOS ANGELES, CALIF. 90035
PHONE (213) 879-4477



NO.	DATE	AS BUILT	BP 29



S.C.A.Q.M.D.
Headquarters Facility
Diamond Bar, California

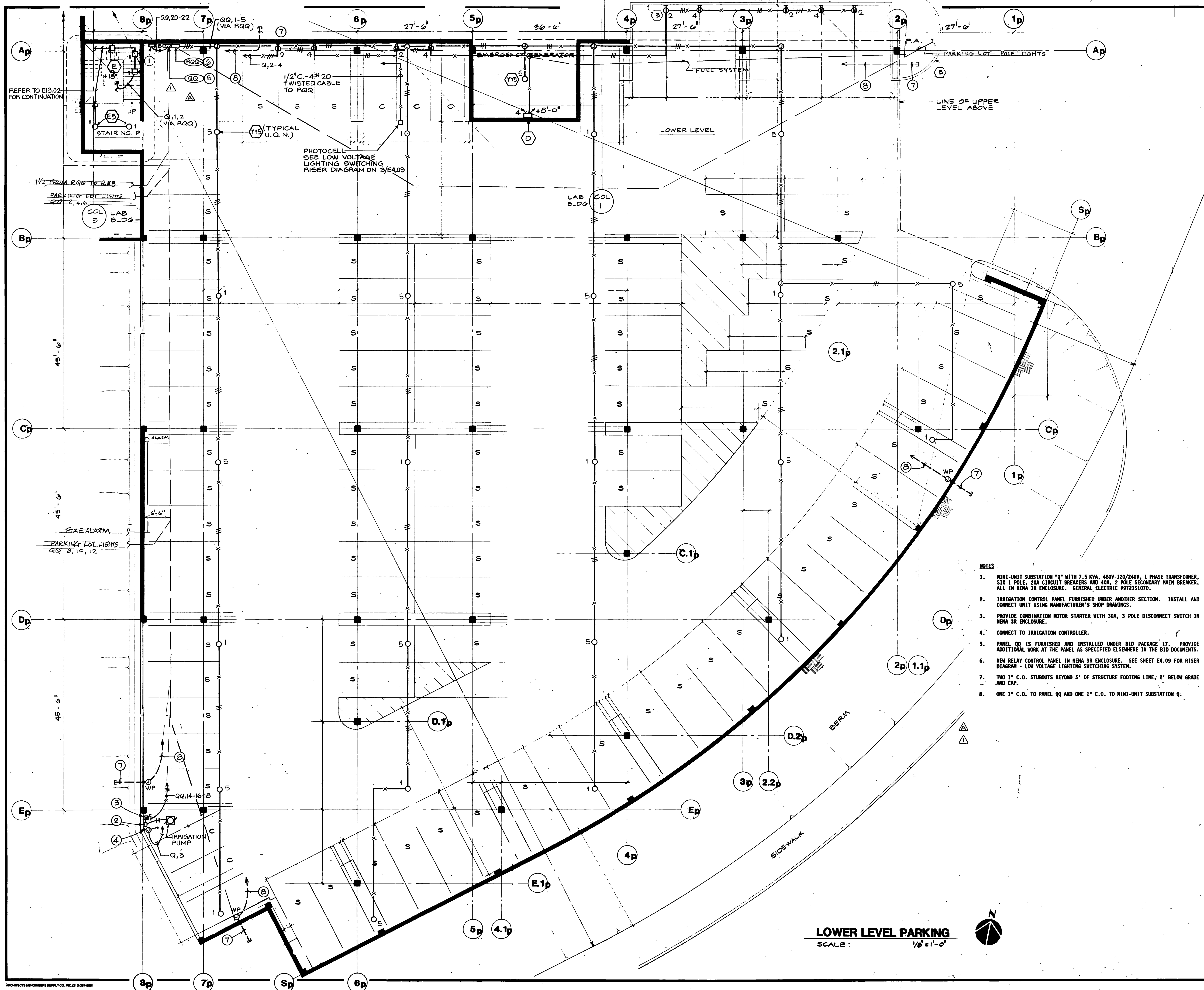
DRAWN BY	JOB NUMBER
CHECKED BY	275.01.00
DATE 11-2-90	

SHEET TITLE
PARKING STRUCTURE
UPPER LEVEL PARKING

BID PACKAGE #29
SHEET

E13.02

OF SHEETS



MEYER & ALLEN
ASSOCIATES


These drawings are instruments of service and are the property of Meyer & Allen Associates. All designs and other information on the drawings are for use on the specified project and shall not be used without expressed written permission of Meyer & Allen Associates.
Copyright 1989, Meyer & Allen Associates
All Rights Reserved

APPROVED BY

Karl W. Meyer, FALA
Architect C-1551

HayakawaAssociates
CONSULTING ENGINEERS

1180 SO. BEVERLY DRIVE
LOS ANGELES, CALIF. 90035
PHONE (213) 879-4477



NOTES

1. MINI-UNIT SUBSTATION "Q" WITH 7.5 KVA, 480V-120/240V, 1 PHASE TRANSFORMER, SIX 1 POLE, 20A CIRCUIT BREAKERS AND 40A, 2 POLE SECONDARY MAIN BREAKER, ALL IN NEMA 3R ENCLOSURE. GENERAL ELECTRIC #9721S1070.
2. IRRIGATION CONTROL PANEL FURNISHED UNDER ANOTHER SECTION. INSTALL AND CONNECT UNIT USING MANUFACTURER'S SHOP DRAWINGS.
3. PROVIDE COMBINATION MOTOR STARTER WITH 30A, 3 POLE DISCONNECT SWITCH IN NEMA 3R ENCLOSURE.
4. CONNECT TO IRRIGATION CONTROLLER.
5. PANEL QQ IS FURNISHED AND INSTALLED UNDER BID PACKAGE 17. PROVIDE ADDITIONAL WORK AT THE PANEL AS SPECIFIED ELSEWHERE IN THE BID DOCUMENTS.
6. NEW RELAY CONTROL PANEL IN NEMA 3R ENCLOSURE. SEE SHEET E4.09 FOR RISER DIAGRAM - LOW VOLTAGE LIGHTING SWITCHING SYSTEM.
7. TWO 1" C.O. STUBOUTS BEYOND 5' OF STRUCTURE FOOTING LINE, 2' BELOW GRADE AND CAP.
8. ONE 1" C.O. TO PANEL QQ AND ONE 1" C.O. TO MINI-UNIT SUBSTATION Q.

12-12-91	AS BUILT	BP#29
12-28-91	BULLETIN #9	BP#29
12-6-92	APPENDIX	BP#29
NO.	DATE	ITEM



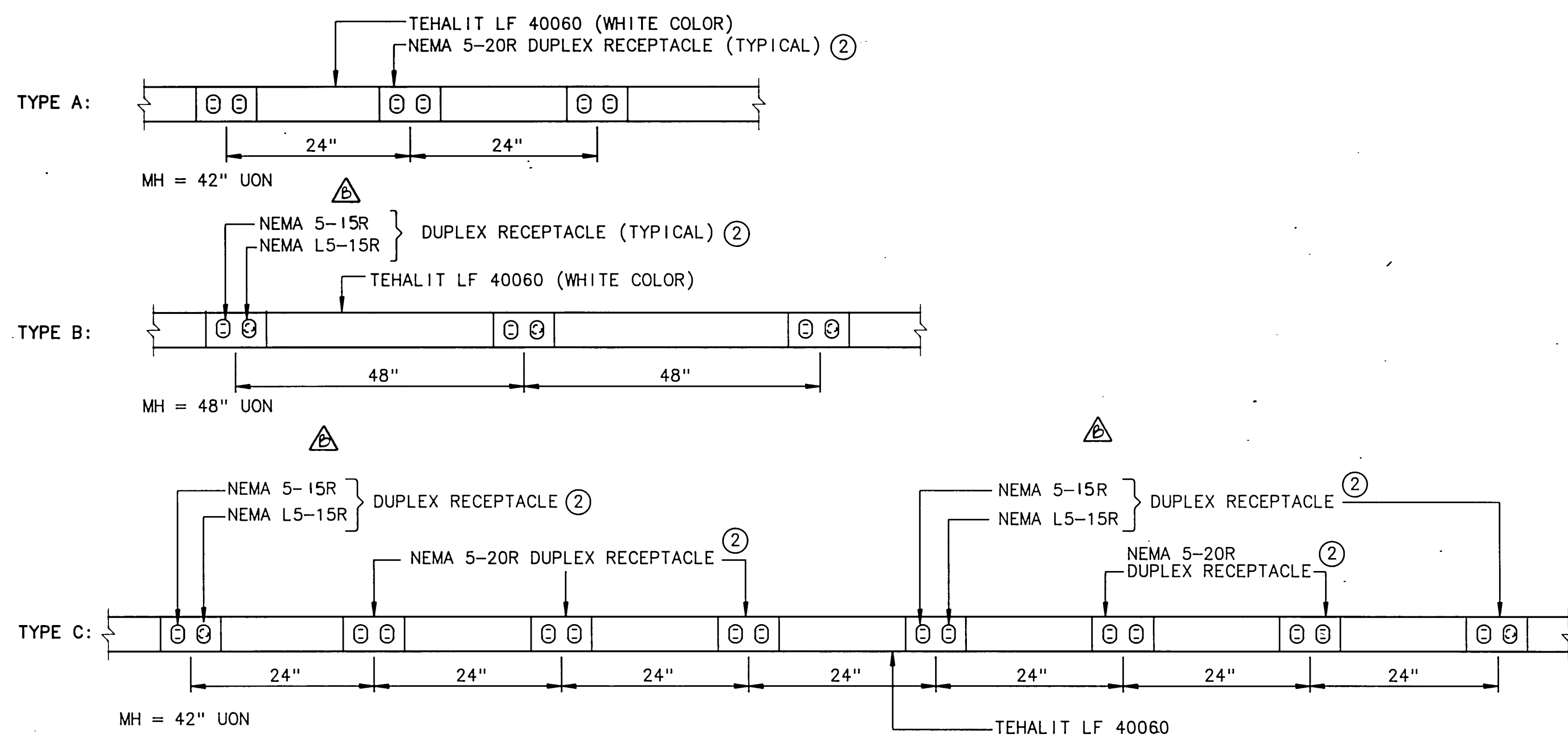
S.C.A.Q.M.D.
Headquarters Facility
Diamond Bar, California

DRAWN BY	JOB NUMBER
CHECKED BY	275.01.00
DATE 11-12-90	
SHEET TITLE	
PARKING STRUCTURE	
LOWER LEVEL PARKING	
BID PACKAGE #29	
SHEET	
E13.01	
OF SHEETS	

* ALL FLUORESCENT BALLASTS EXCEPT FOR PL LAMP BALLAST SHALL BE ELECTRONIC BALLASTS UNLESS OTHERWISE NOTED.
** CORE AND COIL MAGNETIC BALLAST. (SEE TYPE "J31")
+ DIMMING BALLAST SHALL BE COMPATIBLE WITH DIMMER SYSTEM. (SEE TYPES "V" AND "W")

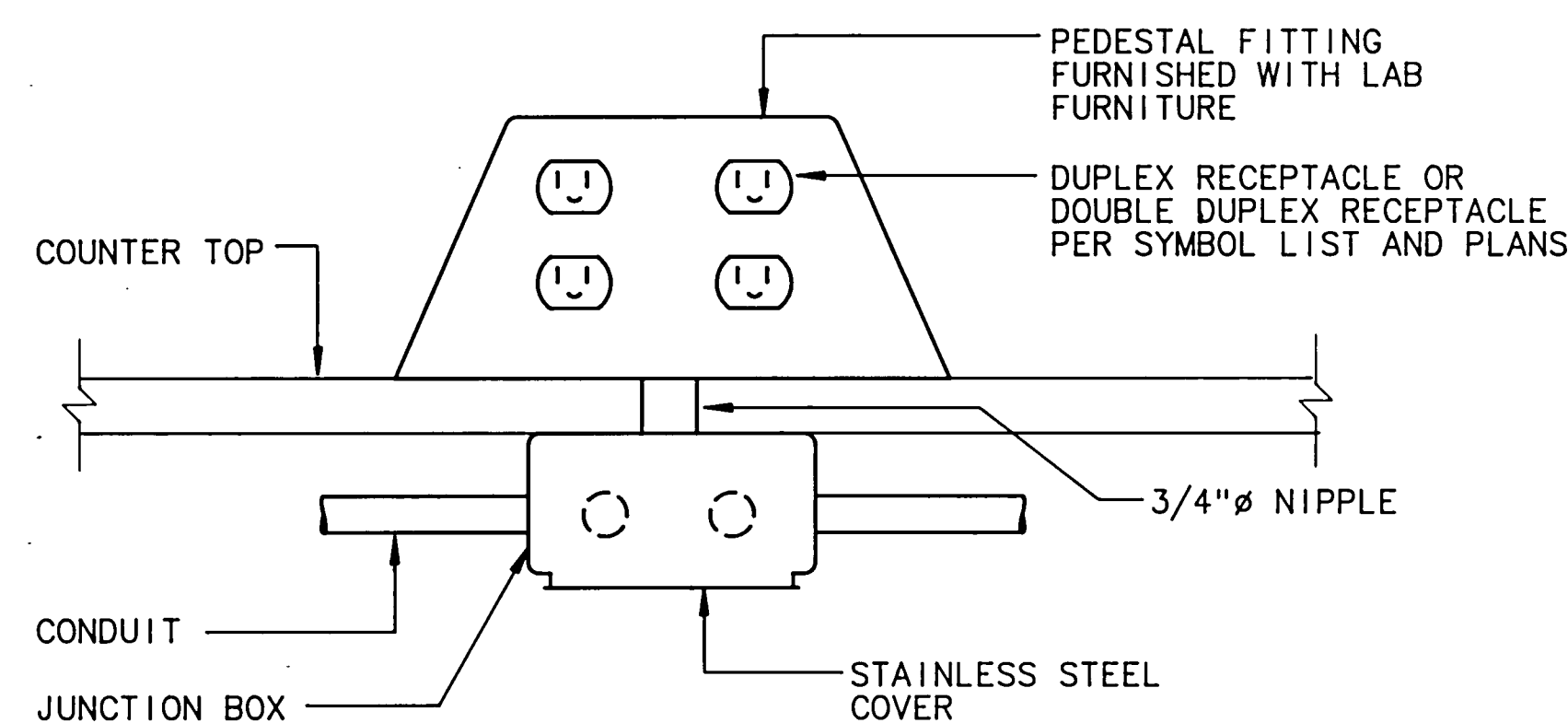
K1	120	150W	ON TRACT	TRACK LIGHT, WHITE COLOR	HALO NO. L1767
----	-----	------	----------	--------------------------	----------------

OF SHEET

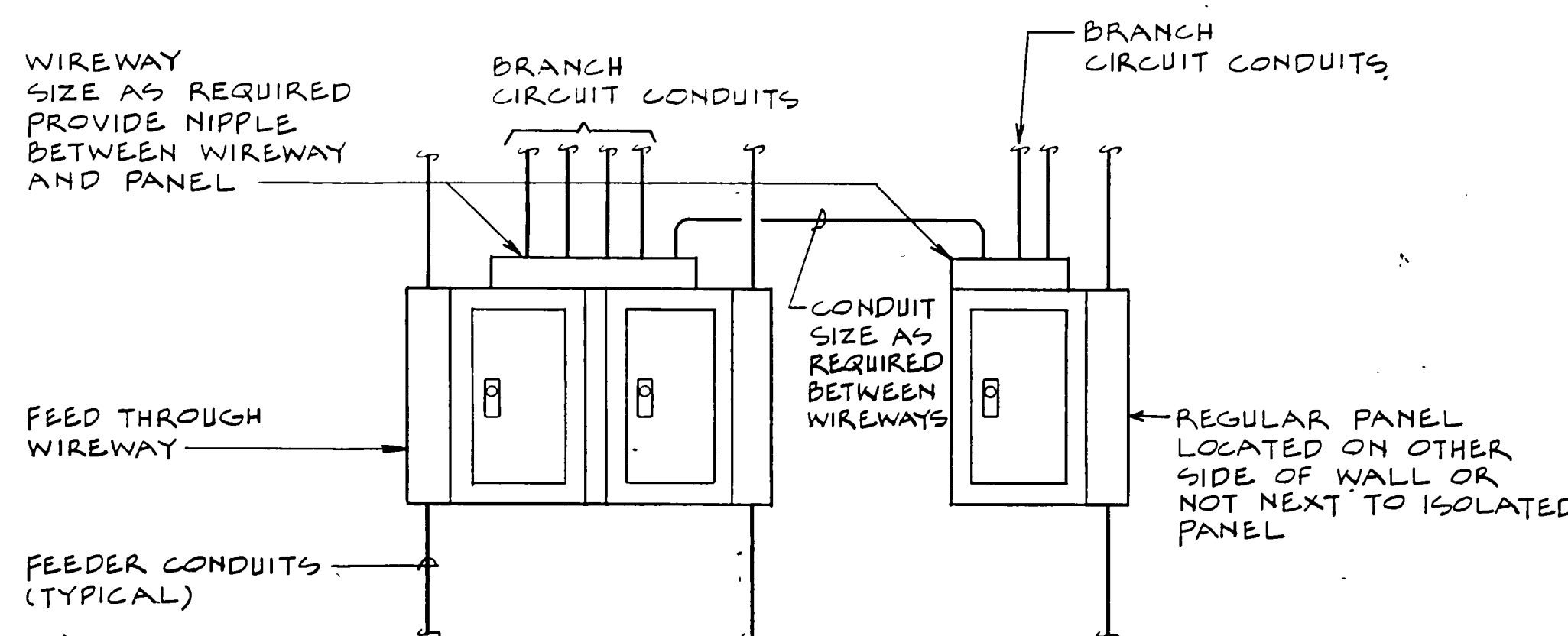


- NOTES:
1. CONNECT RECEPTACLE ON ALTERNATE CIRCUITS SEE FLOOR PLAN FOR CIRCUIT NUMBERS.
 2. PROVIDE WHITE PLASTIC COVER PLATES (HUBBELL PB SERIES).

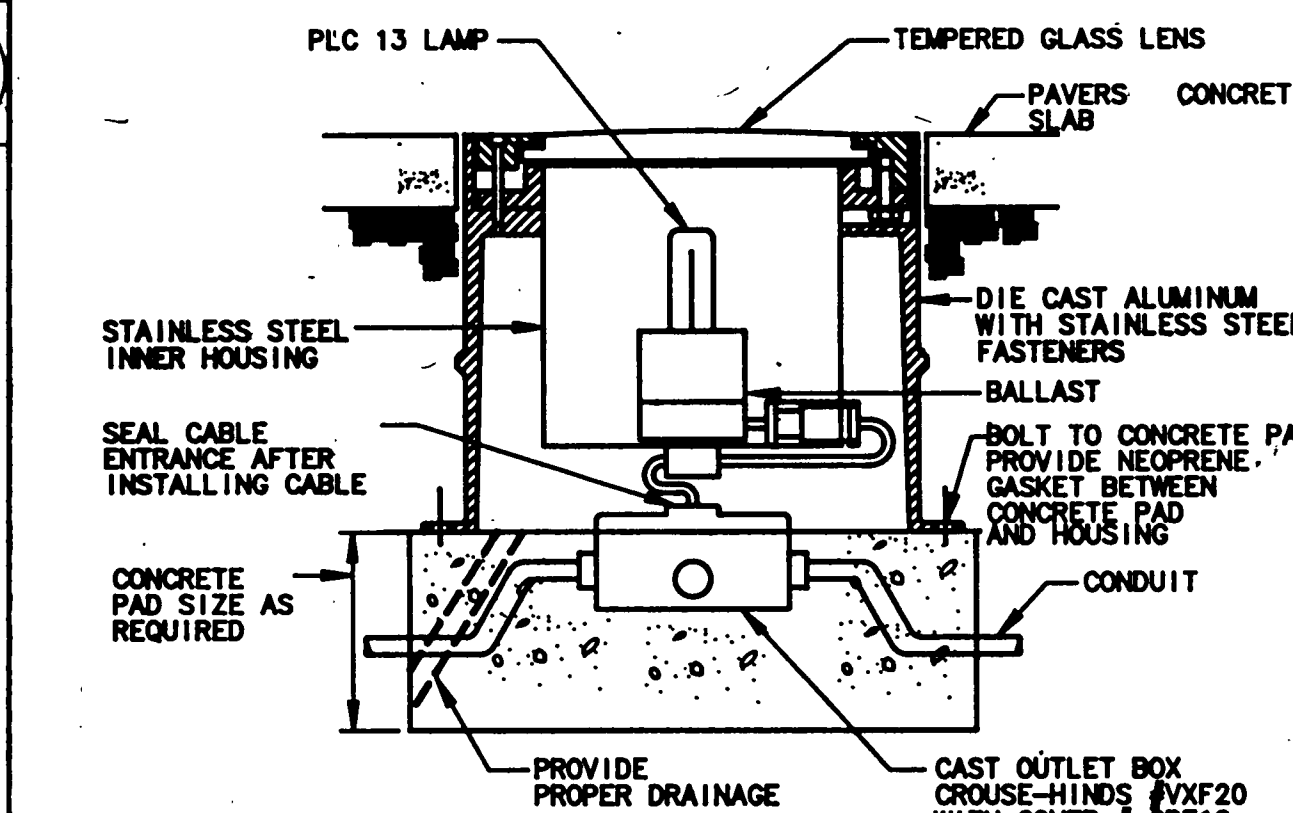
SPECIAL TYPE OF RACEWAYS WITH RECEPTACLE ARRANGEMENTS



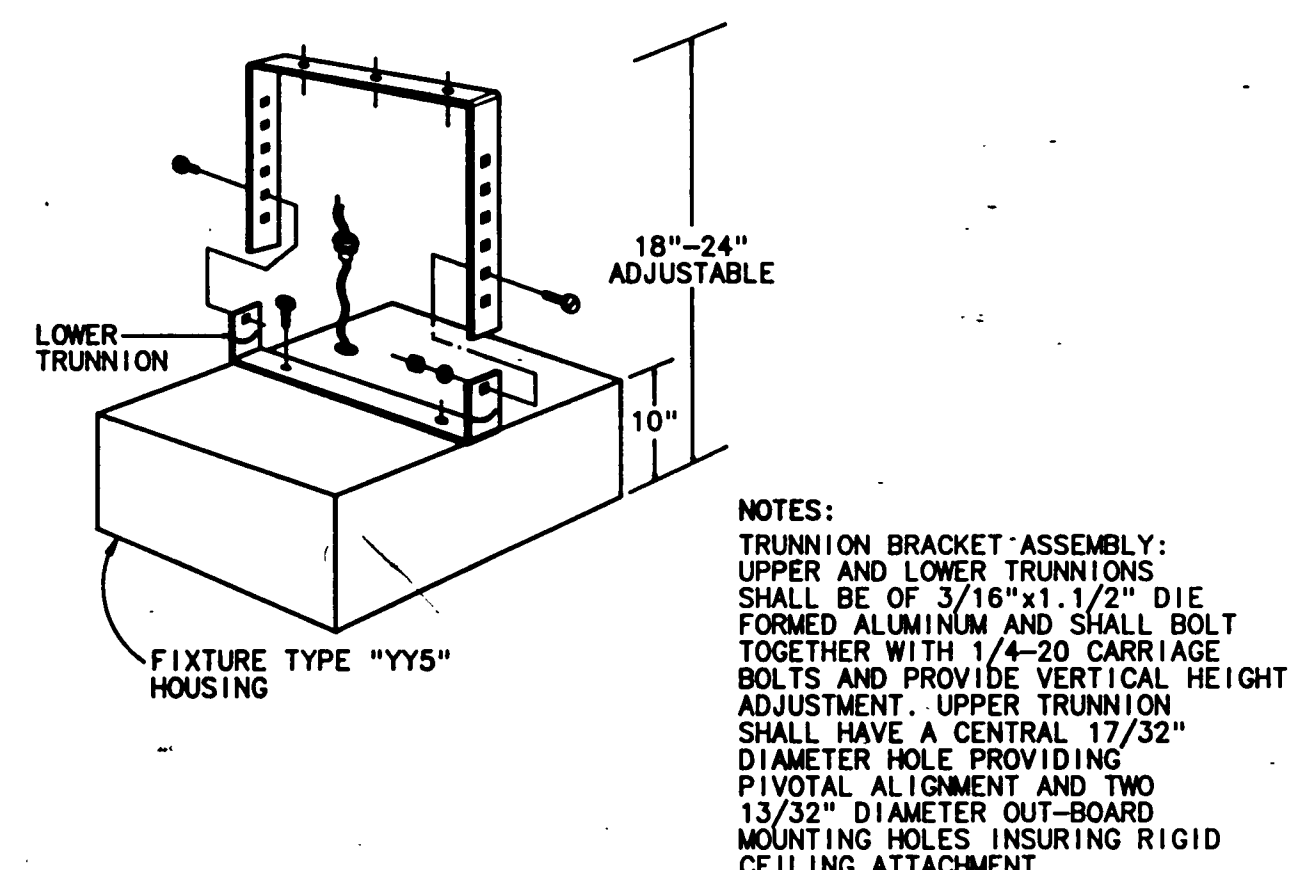
COUNTER-TOP MOUNTED RECEPTACLE - DETAIL



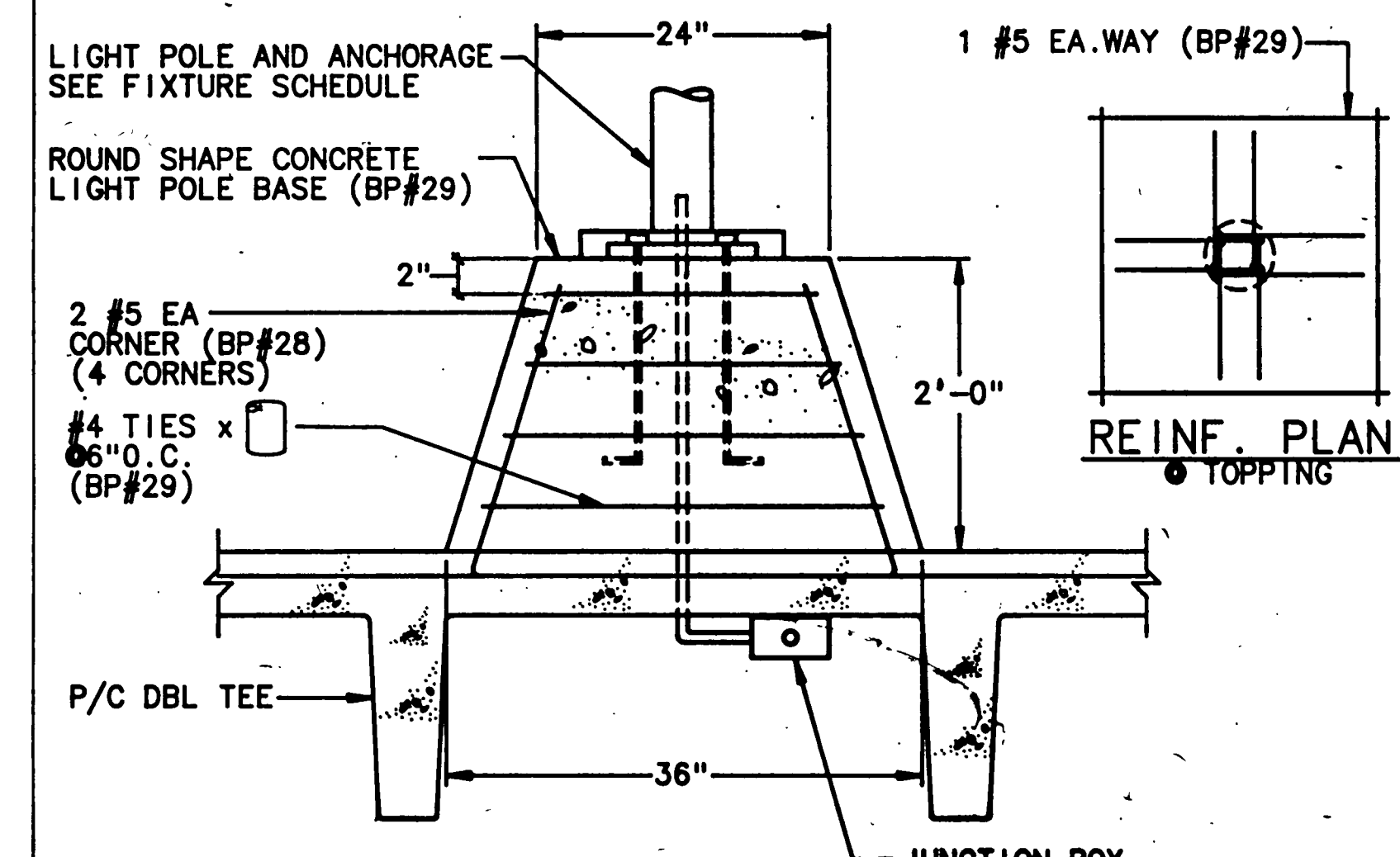
WIREWAY ON REGULAR GROUND AND ISOLATED GROUND PANELS



MOUNTING DETAIL - FIXTURE TYPE E 2



TRUNNION MOUNTING DETAIL FOR FIXTURE TYPE YY5



LIGHT POLE BASE-UPPER LEVEL OF PARKING STRUCTURE

MEYER & ALLEN ASSOCIATES
ARCHITECTS PLANNERS

2690 Beachwood Drive
Los Angeles, California 90068
(213) 467-7151


These drawings are instruments of service and are the property of Meyer & Allen Associates. All designs and other information on the drawings are for use on the specified project and shall not be used without expressed written permission of Meyer & Allen Associates.
Copyright 1989, Meyer & Allen Associates
All Rights Reserved

APPROVED BY

Kurt W. Meyer, FAIA
Architect C-1951

HayakawaAssociates
CONSULTING ENGINEERS

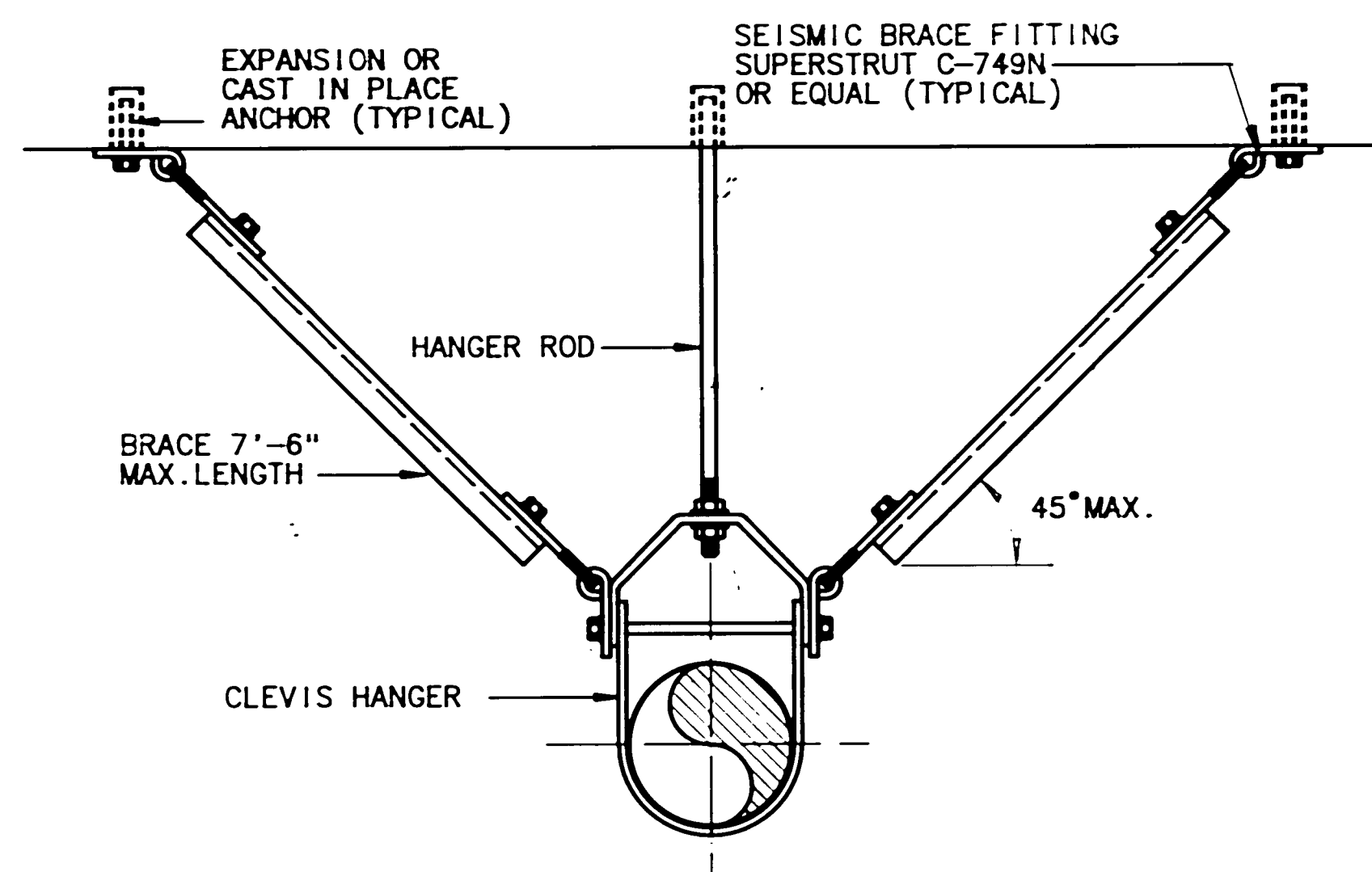
1180 SO. BEVERLY DRIVE
LOS ANGELES, CALIF. 90035
PHONE (213) 879-4477



	12-12-91	AS BUILT BY BP 29
	11-5-91	AS BUILT BY BP 21
	9-27-91	AS BUILT BY BP-17
	4-2-99	APPENDUM BID PACKAGE
A		
NO.	DATE	ITEM

S.C.A.Q.M.D.
Headquarters Facility
Diamond Bar, California

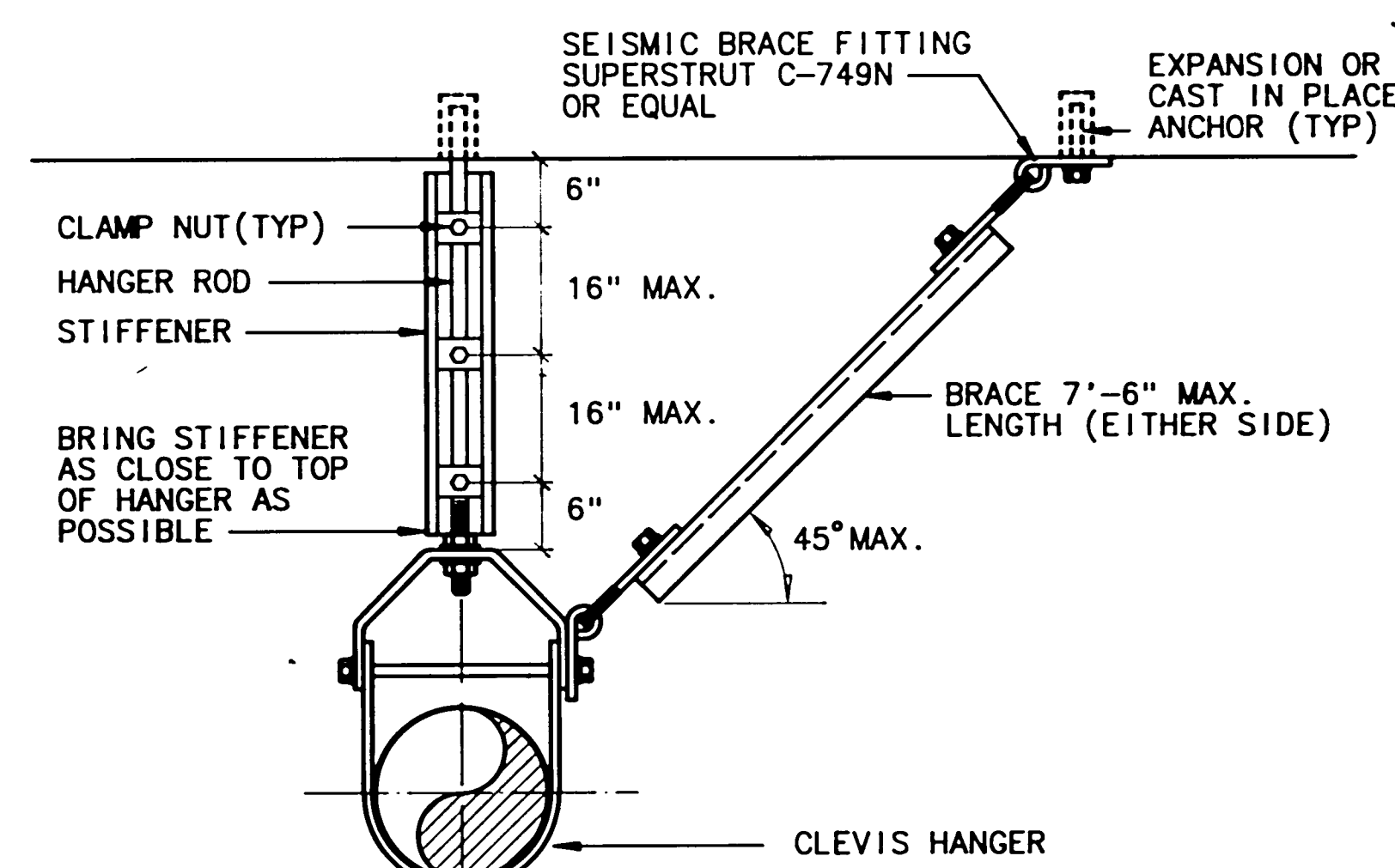
DRAWN BY CAD	JOB NUMBER
CHECKED BY	275.01
DATE 11-2-90	
SHEET TITLE	
DETAILS	
BID PACKAGE #17, #21, #29	
SHEET	
E6.02	
OF SHEETS	



NOTE: REFER TO SMACNA GUIDELINE FOR REQUIRED SIZES OF SUPPORTS, BRACING, & ANCHORS.

CONDUIT ISOLATION & SEISMIC RESTRAINT
NOT TO SCALE

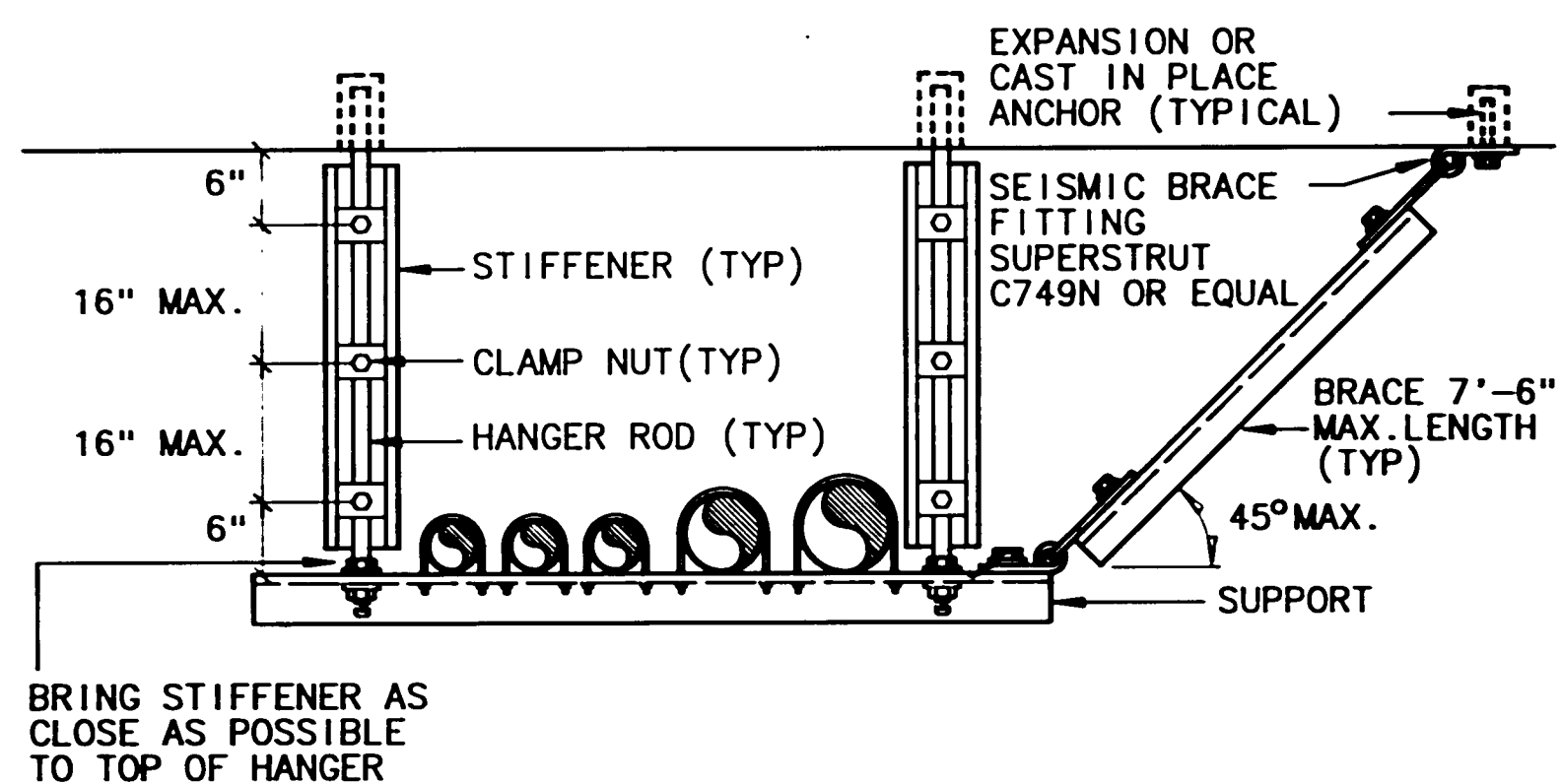
1



NOTE: REFER TO SMACNA GUIDELINE FOR REQUIRED SIZES OF SUPPORTS, BRACING, & ANCHORS.

CONDUIT SEISMIC RESTRAINT
NOT TO SCALE

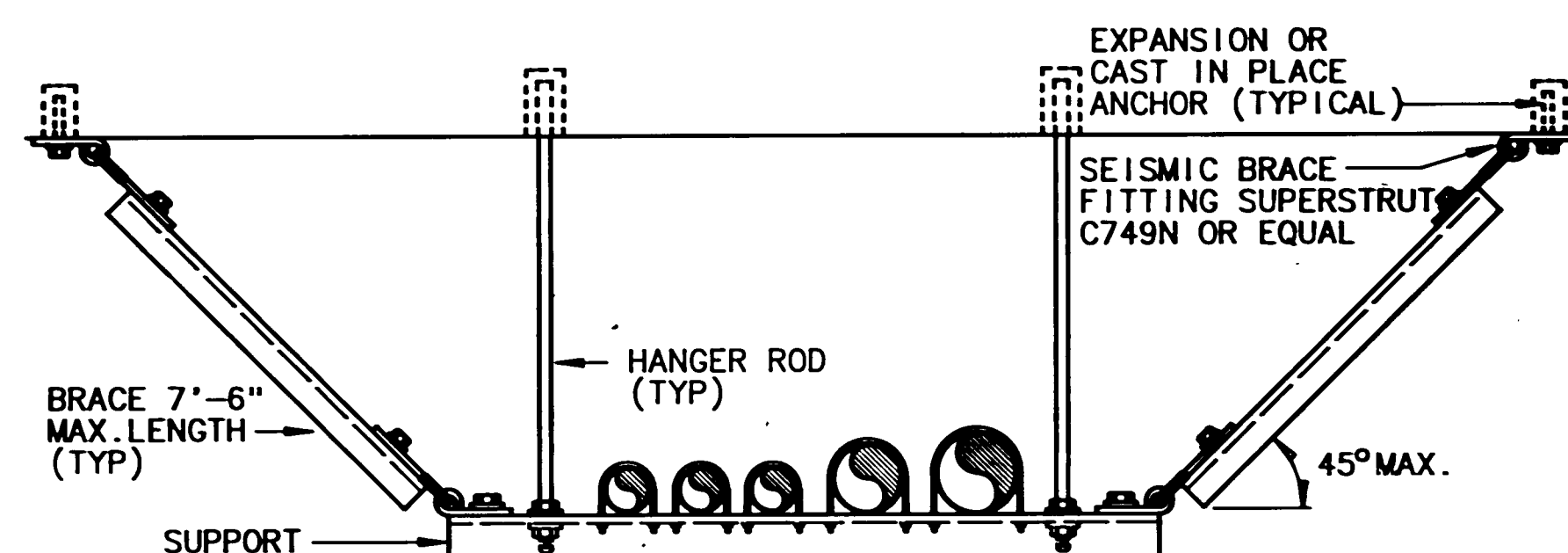
5



NOTE: REFER TO SMACNA GUIDELINE FOR REQUIRED SIZES OF SUPPORTS, BRACING, & ANCHORS.

TRAPEZE CONDUIT SUPPORT & SEISMIC RESTRAINT
NOT TO SCALE

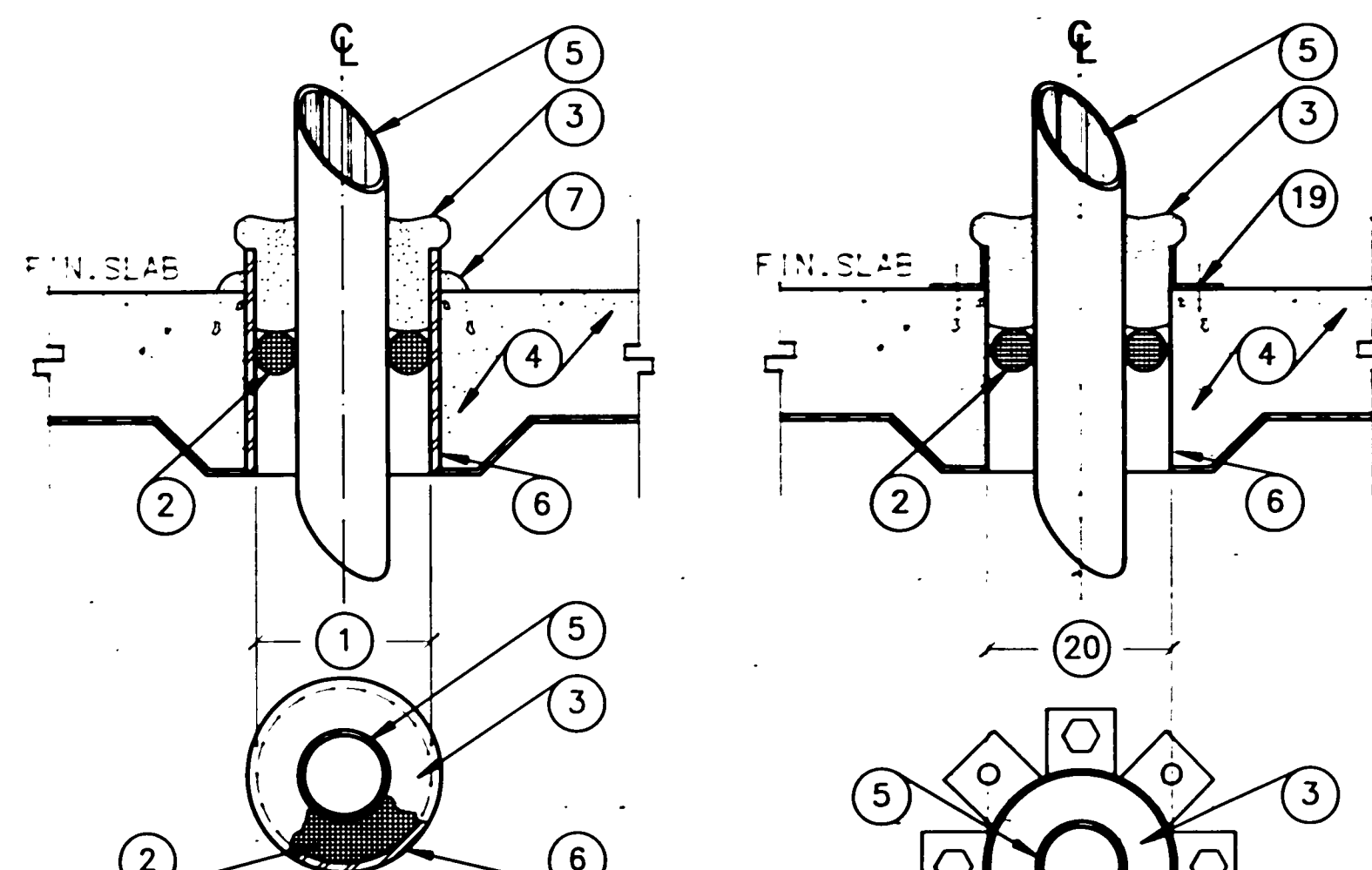
9



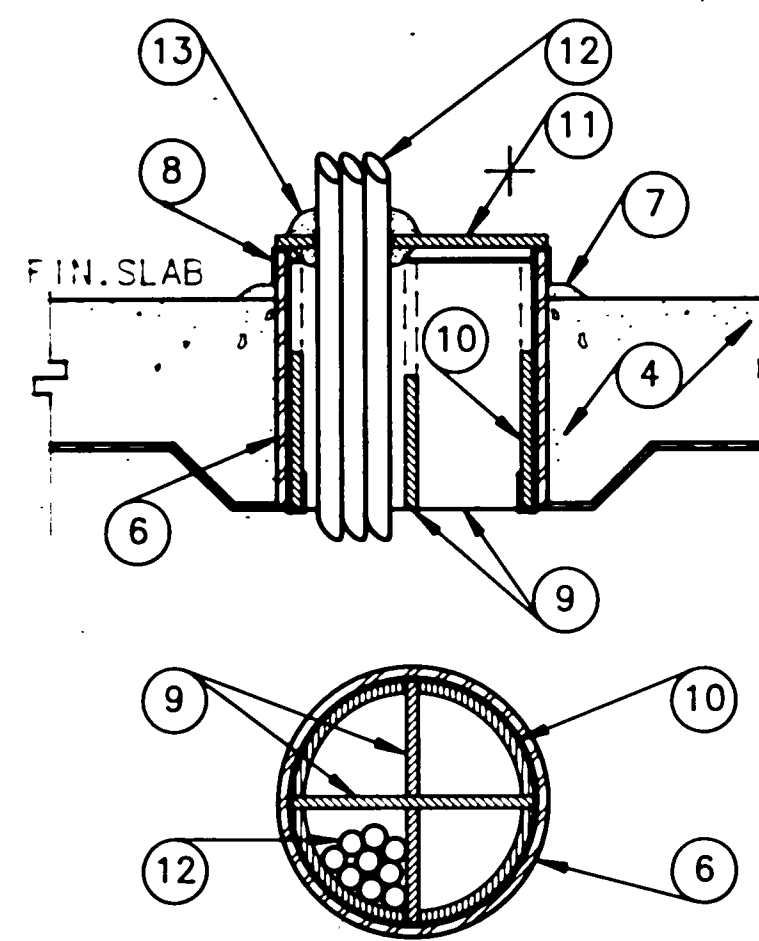
NOTE: REFER TO SMACNA GUIDELINE FOR REQUIRED SIZES OF SUPPORTS, BRACING, & ANCHORS.

TRAPEZE CONDUIT SUPPORT & SEISMIC RESTRAINT
NOT TO SCALE

13



CONDUIT & SLEEVE THRU FLOOR SLAB



CABLE & SLEEVE THRU FLOOR SLAB

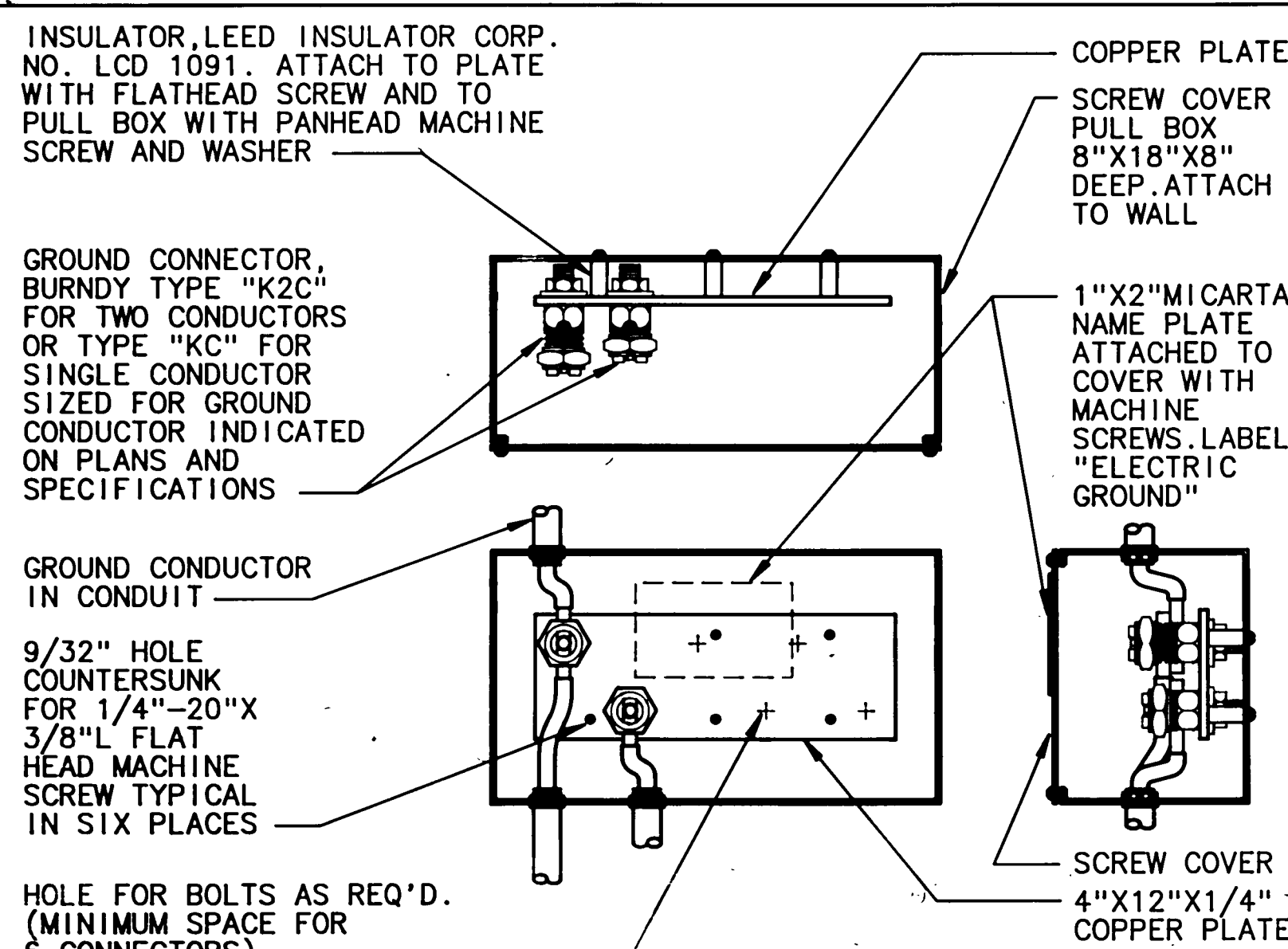
NOTES:

- 6" MAXIMUM DIAMETER SLEEVE. SLEEVE TO BE SIZED TO ALLOW 1/2" OF ANNULAR SPACE AROUND CONDUIT.
- BACKER ROD SET SO THAT TOP OF ROD IS 1" INTO OPENING.
- APPLY GENEROUS PORTION OF FIRE BARRIER CAULK COVERING ALL EXPOSED EDGES OF SLEEVE AND FILLING ALL VOIDS FROM BACKER ROD TO OUTSIDE EDGE OF SLEEVE AND BETWEEN CONDUIT AND SLEEVE.
- FLOOR SLAB (CONSTRUCTION VARIES). REFER TO STRUCTURAL DRAWINGS FOR TYPE AND THICKNESS.
- STEEL CONDUIT (4" MAXIMUM) CENTERED IN OPENING. MAXIMUM (1) ONE CONDUIT PER OPENING.
- STANDARD WEIGHT STEEL PIPE SLEEVE. SLEEVE TO EXTEND 1/2" ABOVE FINISHED SLAB.
- PROVIDE A 1/4" BEAD OF FIRE BARRIER CAULK AROUND SLEEVE COLLAR AT FINISHED SLAB.
- BEND METAL HANGER OVER TOP OF SLEEVE AND POSITION SO THAT TOP OF INTUMESCENT ELASTOMERIC MATERIAL IS RECESSED 1/4" TO 3/8" BELOW TOP OF COLLAR.
- INTERLOCKING INTUMESCENT ELASTOMERIC FILL MATERIAL KIT. KIT SIZED FOR OPENING DIAMETER.
- FILL MATERIAL WALL WRAP SET INTO SLEEVE COLLAR WITH ALUMINUM FOIL SIDE SHOWING. INSIDE WALL OF SLEEVE TO BE CAULKED WITH FIRE BARRIER CAULK PRIOR TO INSTALLING WALL WRAP.
- END CAP OF INTUMESCENT ELASTOMERIC MATERIAL CUT TO FIT IN FIELD AND CAULKED AROUND EDGE TO SECURE CAP TO SLEEVE COLLAR.
- COMMUNICATION SYSTEM CABLES. MAXIMUM 30% FILL. CABLES TO BE RIGIDLY SUPPORTED ON BOTH SIDES OF OPENING. WHERE SLEEVES ARE FOR FUTURE CABLES, PROVIDE END CAPS.
- CAULK BEADS AROUND CABLES ON BOTH SIDES OF END CAP. APPLY SEVERAL BEADS OF CAULK AROUND MULTIPLE LAYERS OF CABLES.
- DRY WALL PARTITION WITH ONE OR TWO LAYERS OF GYPSUM WALL BOARD. REFER TO ARCHITECTURAL DRAWINGS FOR WALL CONSTRUCTION.
- STEEL PIPE SLEEVE WITH ANCHOR TABS ON ONE SIDE SECURED TO WALL WITH TOGGLE BOLTS (OR WALL) OR LEAD EXPANSION ANCHOR (MASONRY OR CONCRETE). PROVIDE SLEEVES FOR ALL CONDUITS AT EXTERIOR WALL ABOVE GRADE AND ALL CONDUITS 1.25" TO 4" DIAMETER THROUGH INTERIOR WALLS. FOR CONDUITS LESS THAN 1.25" PENETRATING FIRE AND/OR SMOKE PARTITIONS ON BUILDING INTERIOR, SLEEVE MAY BE OMITTED.
- MASONRY OR CONCRETE PARTITION. REFER TO ARCHITECTURAL DRAWINGS.
- INTUMESCENT ELASTOMERIC CAULKING COMPOUND FORCED INTO ANNULAR SPACE WITH A MINIMUM 1/4" BEAD APPLIED OVER EDGE OF SLEEVE. EDGES FROM WALL.
- ESCUTCHEON AT WALL CONDUITS WHERE EXPOSED TO VIEW.
- 16 GAUGE ROUND SHEET METAL. DAM EXTENDED 1/2" ABOVE FINISHED SLAB.
- 6" MAXIMUM DIAMETER CORED HOLE SIZED TO ALLOW 1/2" OF ANNULAR SPACE AROUND CONDUIT. OBTAIN WRITTEN APPROVAL FROM ARCHITECT PRIOR TO CORE DRILLING STRUCTURAL MEMBERS.

CONDUIT FIRE PENETRATIONS
NOT TO SCALE

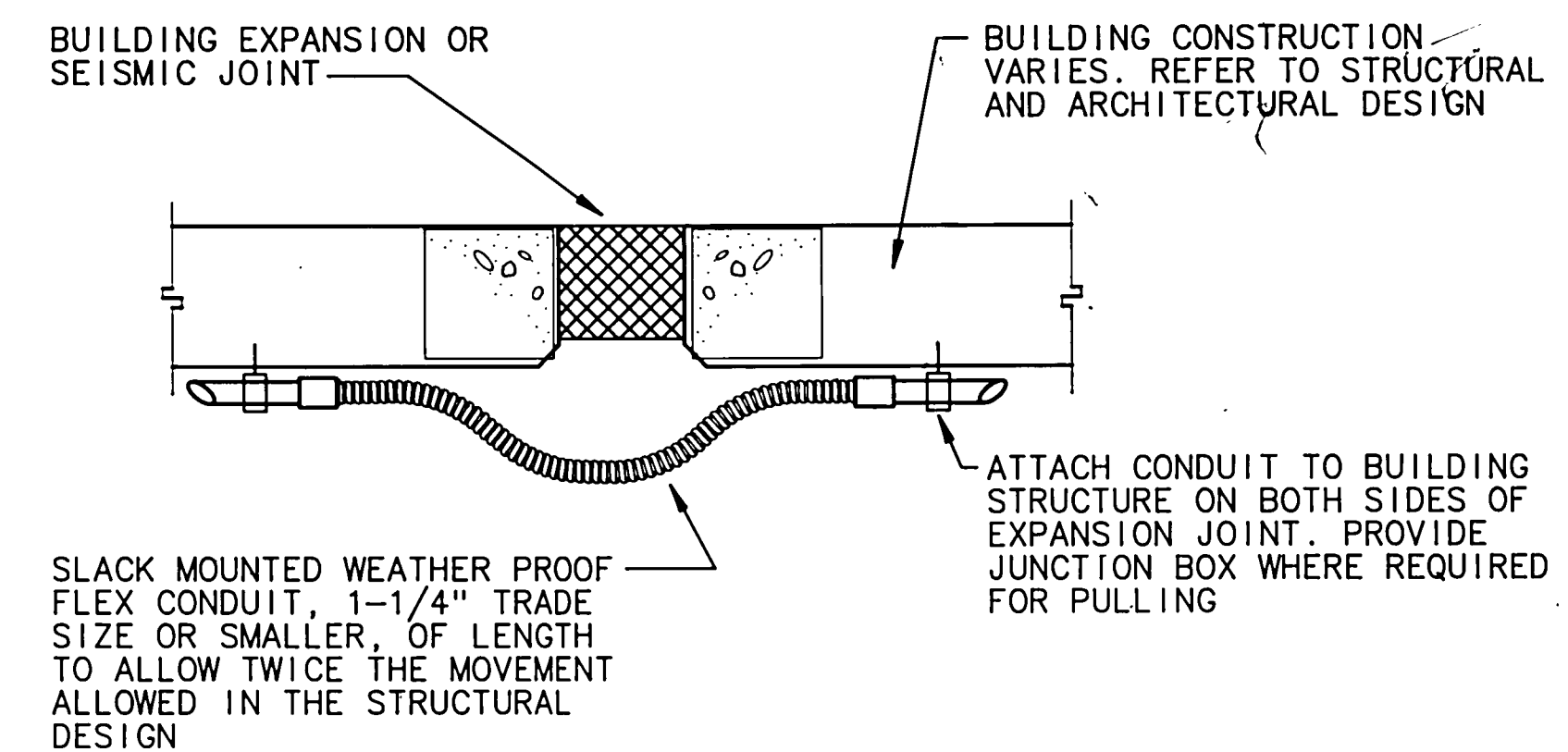
14

EXPANSION OR SEISMIC FITTINGS
NOT TO SCALE

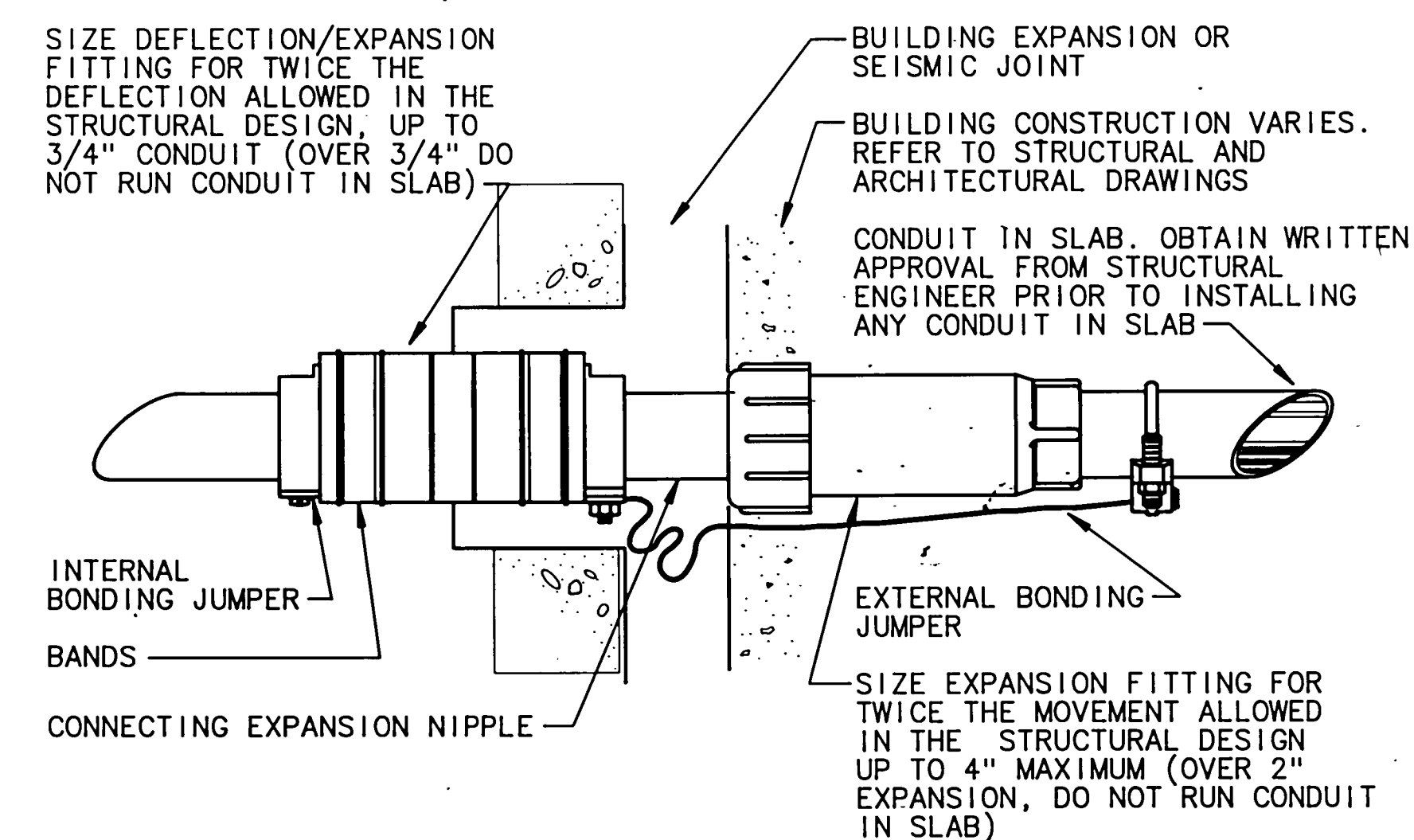


GROUND BOX DETAIL
NOT TO SCALE

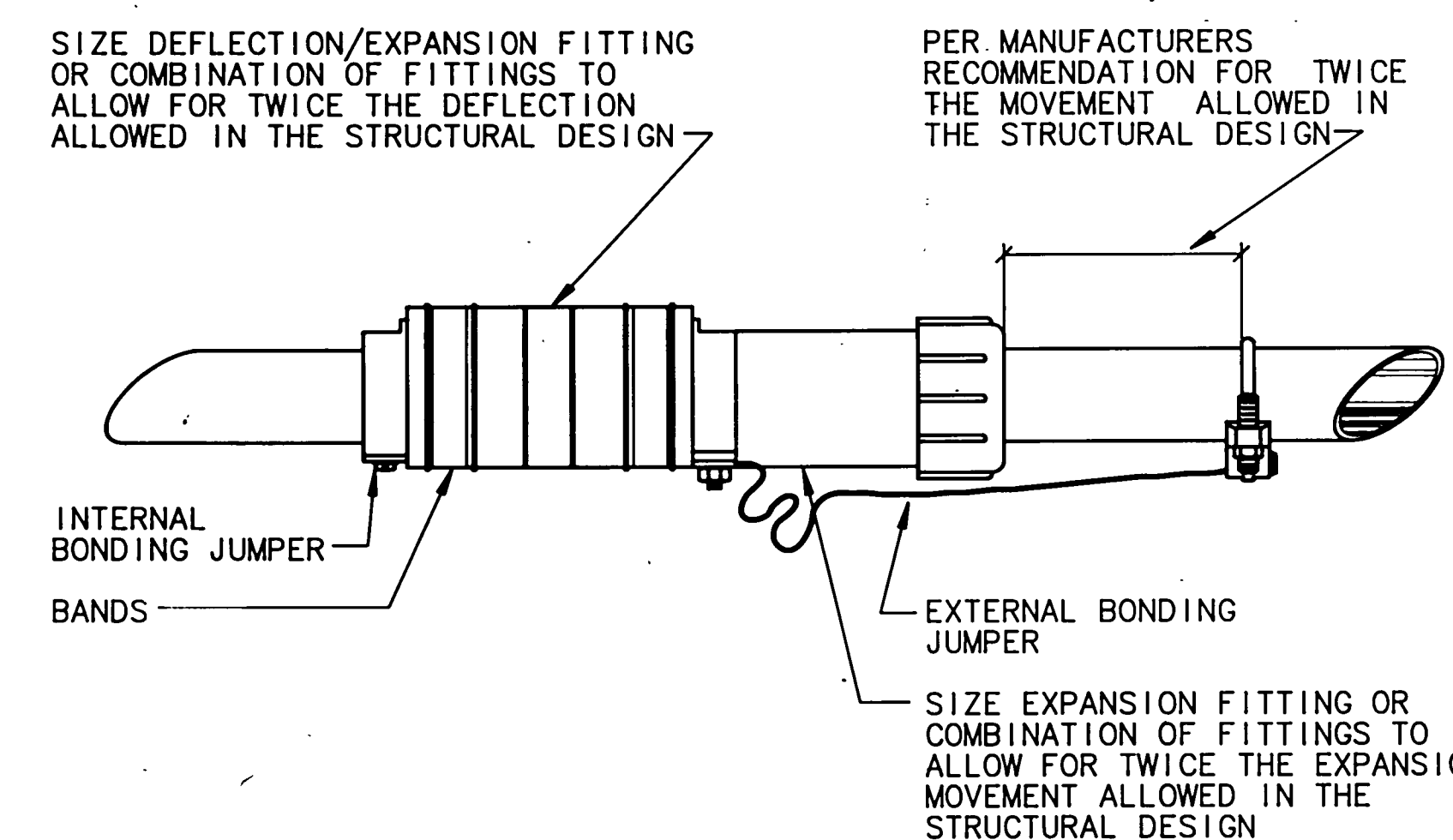
15



FLEX CONDUIT EXPANSION/DEFLECTION

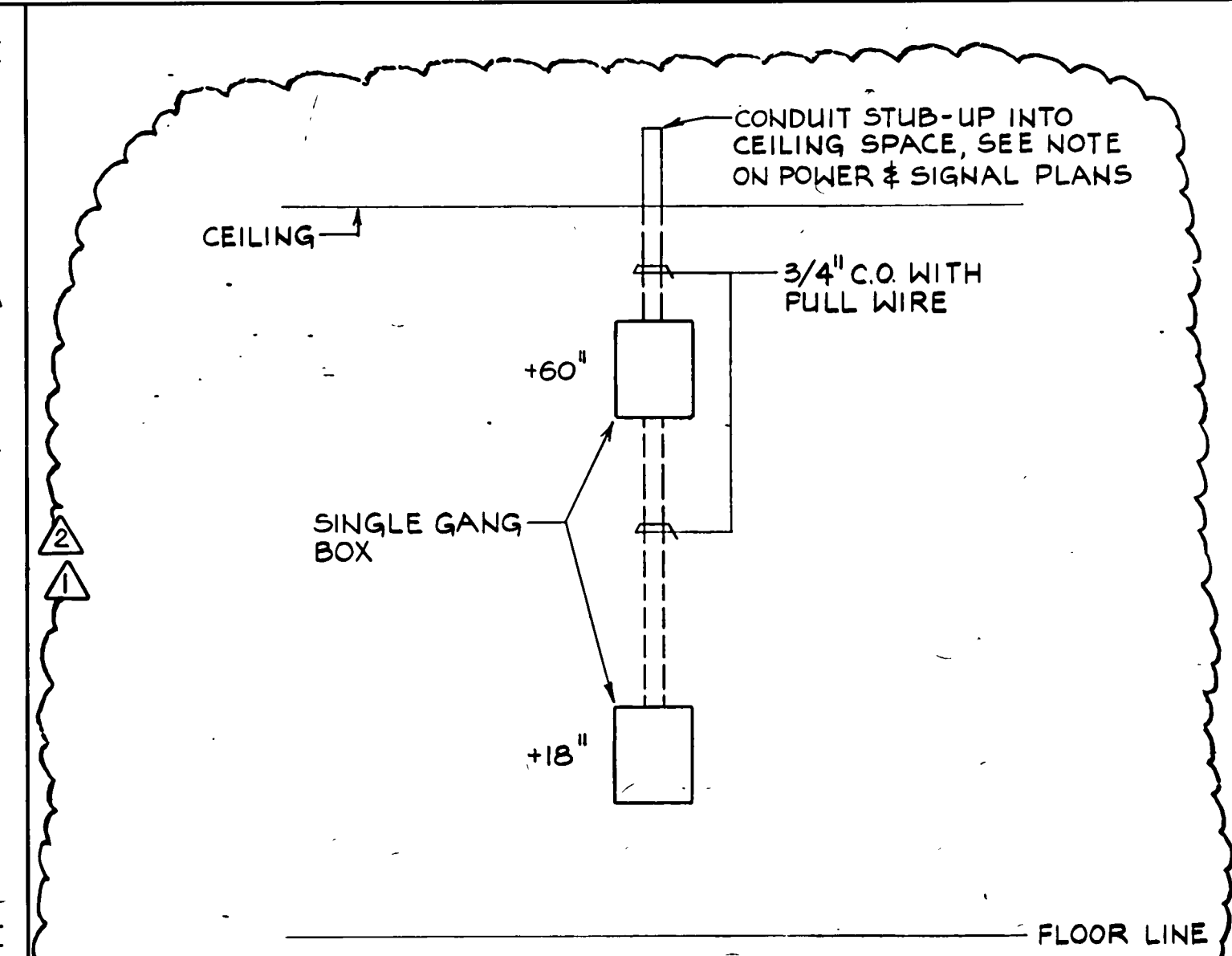


COMBINATION EXPANSION/DEFLECTION FITTING IN SLAB



COMBINATION EXPANSION/DEFLECTION FITTING

7



WALL TELEPHONE OUTLET CONDUIT REQUIREMENT
NOT TO SCALE

16

MEYER & ALLEN
ASSOCIATES
ARCHITECTS
PLANNERS

2690 Beachwood Drive
Los Angeles, California 90068
(213) 467-7151


These drawings are instruments of service and are the property of Meyer & Allen Associates. All designs and other information on the drawings are for use on the specified project and shall not be used without expressed written permission of Meyer & Allen Associates.
Copyright 1989, Meyer & Allen Associates
All Rights Reserved

APPROVED BY

Kurt W. Meyer, FAIA
Architect C-1951

HayakawaAssociates
CONSULTING ENGINEERS

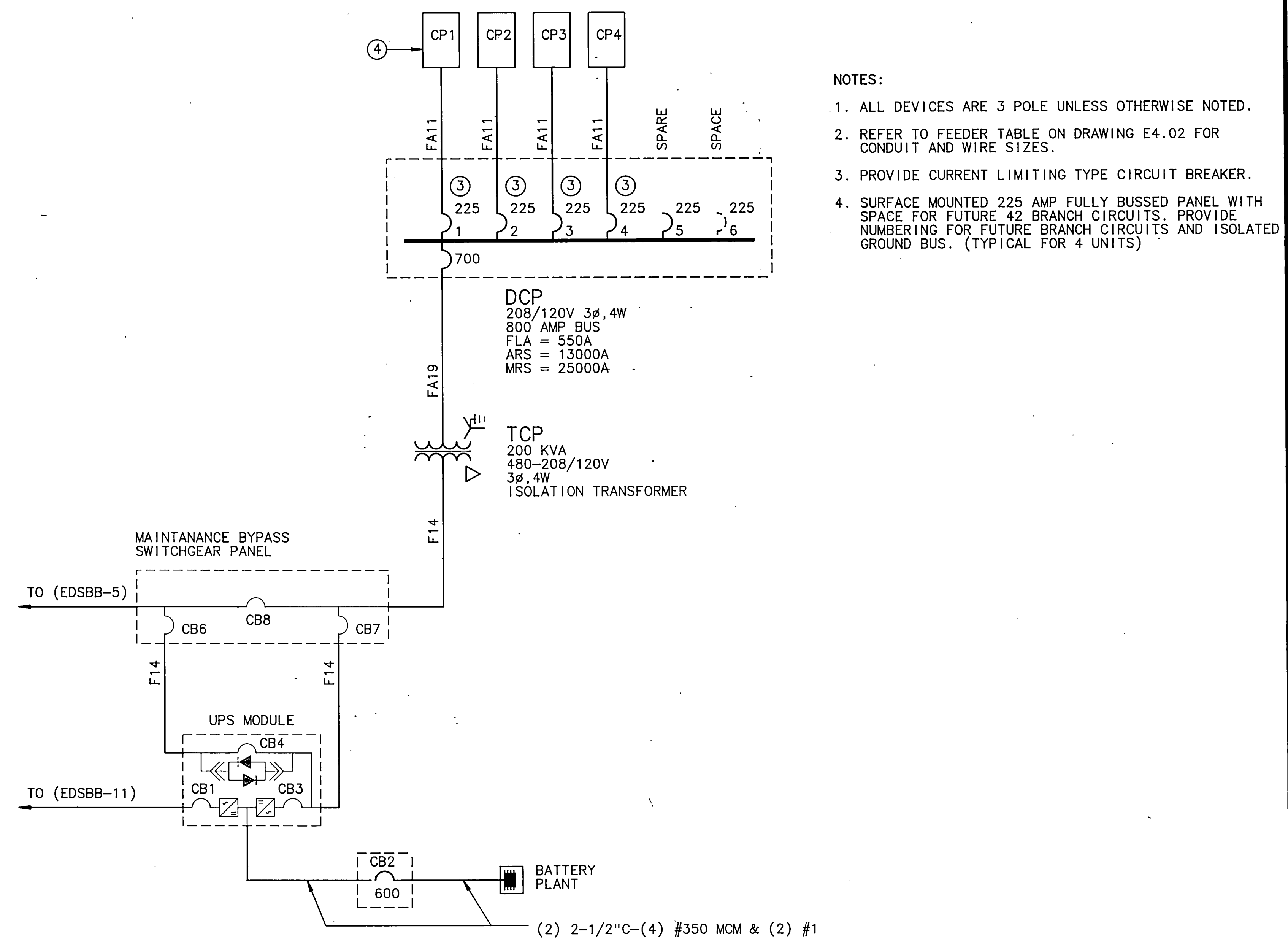
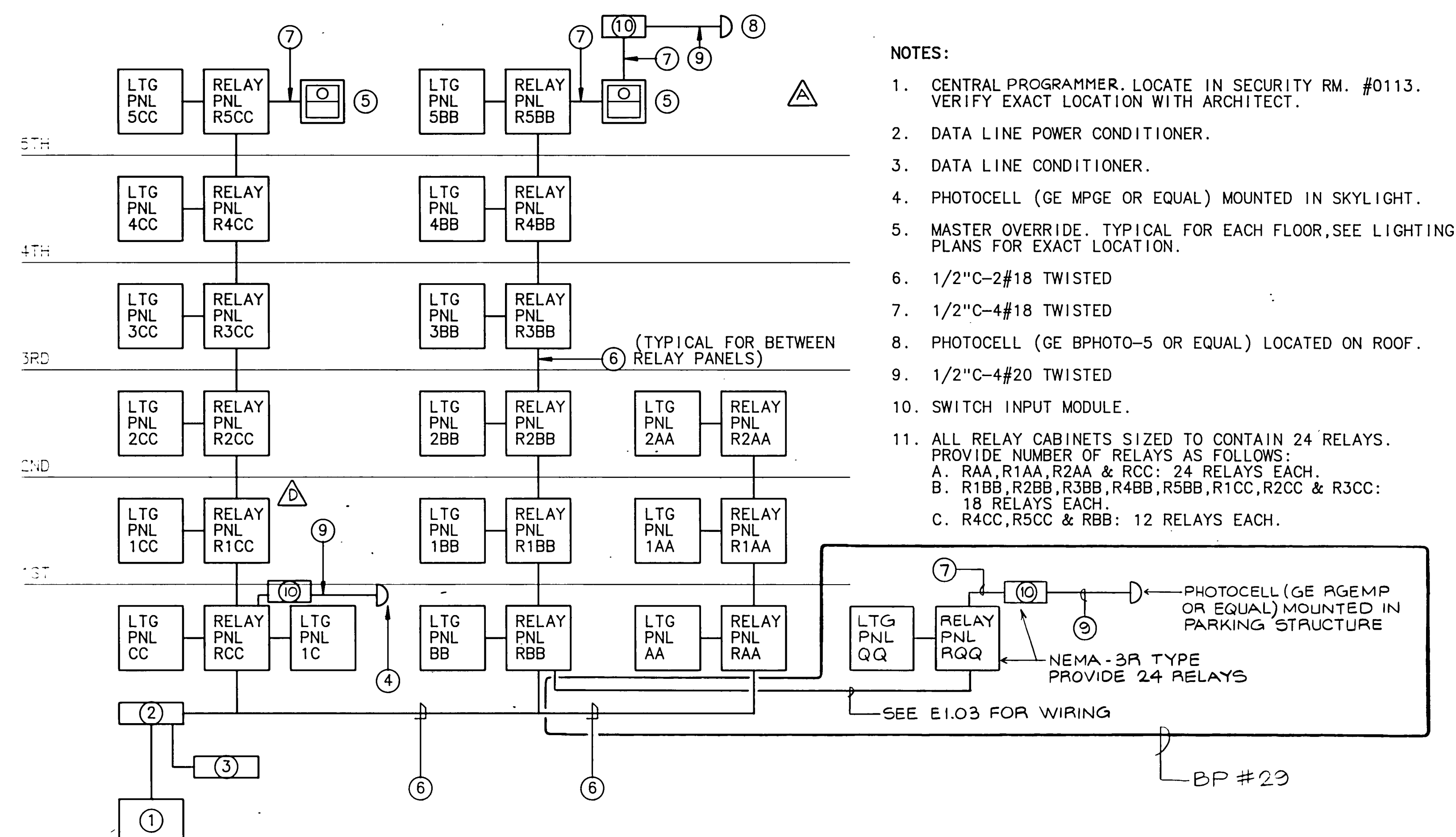
1180 SO. BEVERLY DRIVE
LOS ANGELES, CALIF 90035
PHONE (213) 879-4477



	12-12-91	AS BUILT BY BP 29
	11-5-91	AS BUILT BY BP 21
	9-27-91	AS BUILT BY BP-31
	9-27-91	AS BUILT BY BP-20
	9-27-91	AS BUILT BY BP-17
△	12-20-90	BULLETIN #29 BP#20
△	10-3-90	BULLETIN #16 BP#21
NO	DATE	ITEM

S.C.A.Q.M.D.
Headquarters Facility
Diamond Bar, California

DRAWN BY CAD	JOB NUMBER
CHECKED BY	275.01
DATE	
SHEET TITLE	
DETAILS	
BID PACKAGE #17, #20, #21, #31	
SHEET	
E6.01	
OF SHEETS	



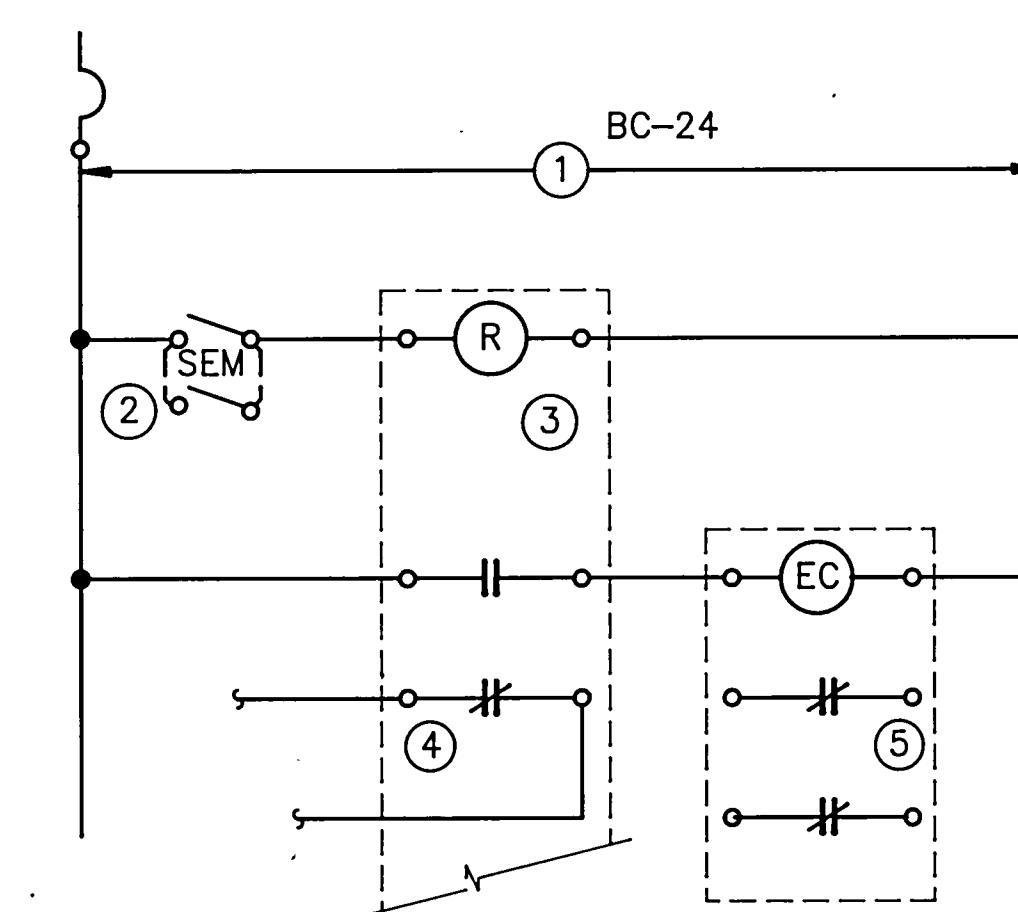
RISER DIAGRAM - LOW VOLTAGE LIGHTING SWITCHING SYSTEM
NO SCALE (REFER TO SPECIFICATIONS FOR ALL DEVICES)

BP #21 UNLESS OTHERWISE NOTED

3


SINGLE LINE DIAGRAM FOR COMPUTER ROOM – UPS SYSTEM
NO SCALE


1



1. 120 VOLT CIRCUIT FROM PANEL OUTSIDE COMPUTER ROOM, ON EMERGENCY.
2. N.O. EMERGENCY SHUTDOWN SWITCH NUMBER AS REQUIRED, CLOSE TO SHUTDOWN.
3. RELAY WITH REQUIRED NUMBER AND TYPE OF CONTACTS, LOCATE ADJACENT TO COMPUTER RM. SHUNT TRIP BREAKER.
4. TO COMPUTER ROOM PACKAGE AIR HANDLING UNIT CONTROL CIRCUITS. (PAC-1, 2, 3, &4) NUMBER OF POLES AS REQUIRED.
5. ELECTRICALLY HELD CONTACTOR WITH POLES AS REQUIRED, TO DISCONNECT NON-COMPUTER CIRCUITS IN COMPUTER ROOM. LOCATE AT PANELS SUPPLYING CIRCUIT NO. BC-26, 28, 30, 32 AND AC-12, 14.

COMPUTER POWER SHUTDOWN DIAGRAM
NO SCALE

 (-2) 

	11-5-91	AS BUILT BY BP 21
		ADDENDUM TO BP#21
NO	DATE	ITEM



DRAWN BY CAD	JOB NUMBER 275.01
CHECKED BY	
DATE 11-2-90	

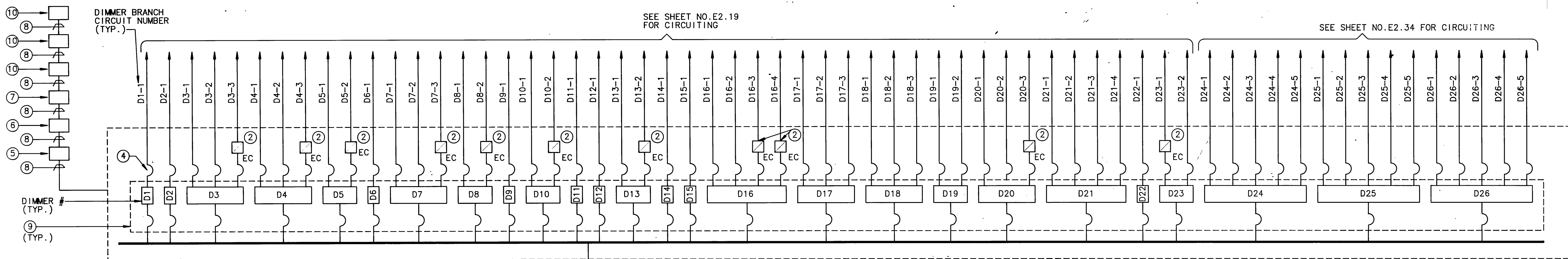
SHEET TITLE

WIRING DIAGRAMS

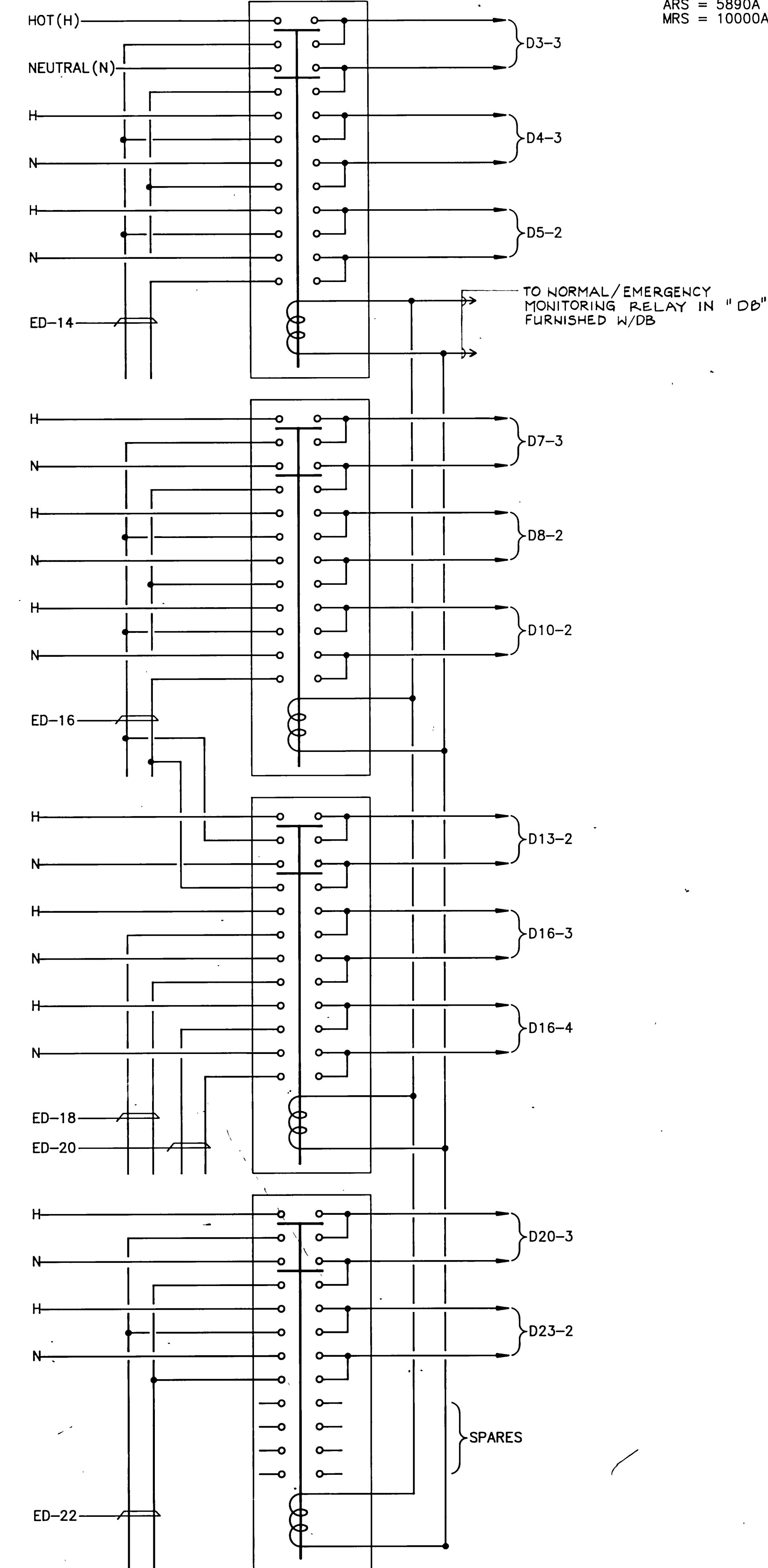
BID PACKAGE #21, #29

SHEET

E4.09



ASCO BULLETIN #1054
CATALOG #5466
(TYPICAL FOR 4 UNITS)



1 METHOD OF TRANSFERRING DIMMED LIGHTS
TO EMERGENCY POWER

DIMMER BANK "DB" ③
208/120, 3Ø, 4W
400A BUS
FLA = 160A
ARS = 5890A
MRS = 10000A

DIMMER BANK LOAD & CONTROL SCHEDULE									
ZONE	DIMMER NO.	DIMMER CAPACITY (KW)	DIMMER CIRCUIT NO.	LOAD (WATTS)				CONTROL DESCRIPTION	
				#A	#B	#C	SUB-TOTAL		
1	D1	2.4	D1-1	1000			1000	PRESENTER SPOTLITE	
2	D2	2.4	D2-1		1000		1000	STAFF SPOTLITE	
3	D3	2.4	D3-1			1000	2000	CENTRAL AREA - RIGHT	
			D3-2		750				
			D3-3		250				
4	D4	2.4	D4-1		750		2000	CENTRAL AREA - LEFT	
			D4-2		1000				
			D4-3		250				
5	D5	2.4	D5-1			500	800	STAFF & LEFT VESTIBULE	
		D5-2			300				
6	D6	2.4	D6-1	1250			1250	STAFF LIGHTS	
7	D7		D7-1	1000			2250	PRESENTER LIGHTS	
		2.4	D7-2	1000					
			D7-3	250					
8	D8	2.4	D8-1		500		750	TV- PIT	
				D8-2		250			
9	D9	2.4	D9-1			1500	1500	PROJECTION SCREEN LIGHTS	
10	D10	2.4	D10-1	750			1000	REAR OF PROJECTION LIGHTS	
				D10-2	250				
11	D11	2.4	D11-1		1500		1500	PLATFORM LIGHTS	
12	D12	2.4	D12-1			750	750	BACK LIGHTS	
13	D13	2.4	D13-1			750	1050	BACK LIGHTS	
				D13-2					300
14	D14	2.4	D14-1		900		900	REAR WALL WASHERS	
15	D15	2.4	D15-1			900	900	REAR WALL WASHERS	
16	D16	6.0	D16-1			1000	4750	HOUSE LIGHTS	
				D16-2					1000
				D16-3					1250
				D16-4					1500
	D17	6.0	D17-1		1250		3750		
				D17-2		1500			
				D17-3		1000			
	D18	6.0	D18-1	1250			3500		
				D18-2	1250				
			D18-3	1000					
17	D19	2.4	D19-1			1200	2400	WALL SCONCES	
				D19-2					1200
18	D20	6.0	D20-1		1250		3500	HOUSE LIGHTS	
				D20-2		1250			
				D20-3		1000			

DIMMER BANK LOAD & CONTROL SCHEDULE								
ZONE	DIMMER NO.	DIMMER CAPACITY (KW)	DIMMER CIRCUIT NO.	LOAD (WATTS)				CONTROL DESCRIPTION
				øA	øB	øC	SUB-TOTAL	
18	D21	6.0	D21-1	1250			4500	HOUSE LIGHTS
			D21-2	1250				
			D21-3	1000				
			D21-4	1000				
19	D22	2.4	D22-1	600			600	CROSS AISLE COVE
20	D23	2.4	D23-1		400		700	CROSS AISLE
			D23-2		300			
21	D24	6.0	D24-1	1000			5000	ANTEPROSCENIUM SPOTS
			D24-2	1000				
			D24-2	1000				
			D24-3	1000				
			D24-5	1000				
22	D25	6.0	D25-1		1000		5000	ANTEPROSCENIUM SPOTS
			D25-2		1000			
			D25-3		1000			
			D25-4		1000			
			D25-5		1000			
23	D26	6.0	D26-1			1000	5000	ANTEPROSCENIUM SPOTS
			D26-2			1000		
			D26-3			1000		
			D26-4			1000		
			D26-5			1000		
			TOTAL	19100	19100	19150	57350	

160 AMP
@ 120/208, 3Ø, 4W

NOTES

- 2-1/2" C.O. TO "DSD-3" IN BID PACKAGE 17. PROVIDE 4#250 AND 1#2 GROUND IN CONDUIT.
- EMERGENCY TRANSFER RELAY. SEE TRANSFER DIAGRAM ON THIS SHEET.
- SEE DIMMER BANK LOAD AND CONTROL SCHEDULE ON THIS SHEET.
- 20A, 1 POLE SECONDARY CIRCUIT BREAKER (TYPICAL).
- DIMMER COMMAND STATION "DCS" PER SPECIFICATIONS IN AUDIO/VISUAL ROOM. SEE SHEET E2.15 FOR LOCATION.
- DIMMER PUSH BUTTON STATION "DPS2" PER SPECIFICATION IN CLERK AREA OF AUDITORIUM. SEE SHEET E2.15 FOR LOCATION.
- DIMMER PUSH BUTTON STATION "DPS1" PER SPECIFICATION IN ENTRANCE AREA OF AUDITORIUM. SEE SHEET E2.15 FOR LOCATION.
- 1/2" - 3 PAIRS OF CABLE 3#18 TWISTED (BELDEN #9773 OR EQUAL).
- DIMMER MODULES COMPLETE WITH DIMMERS AND PRIMARY CIRCUIT BREAKERS. FOR DIMMER CAPACITY, SEE DIMMER BANK LOAD AND CONTROL SCHEDULE. PROVIDE CIRCUIT BREAKERS, 20A, 1 POLE FOR 2.4 KW DIMMER, 50A, 1 POLE FOR 6.0 KW DIMMER.
- DIMMER PUSH BUTTON STATION "DPS3" PER SPECIFICATION. SEE SHEET E2.15 FOR LOCATION.

MEYER & ALLEN ASSOCIATES
ARCHITECTS
PLANNERS

2690 Beachwood Drive
Los Angeles, California 90008
(213) 467-7151


These drawings are instruments of service and are the property of Meyer & Allen Associates. All designs and other information on the drawings are for use on the specified project and shall not be used without expressed written permission of Meyer & Allen Associates.
Copyright 1989, Meyer & Allen Associates
All Rights Reserved

APPROVED BY

Kurt W. Meyer, FAIA
Architect C-1951

HayakawaAssociates
CONSULTING ENGINEERS

1180 SO. BEVERLY DRIVE
LOS ANGELES, CALIF 90035
PHONE (213) 879-4477



8-27-91 AS BUILT BY BP-20
NO. DATE ITEM

S.C.A.Q.M.D.
Headquarters Facility
Diamond Bar, California

DRAWN BY CAD
CHECKED BY
DATE 4-2-90
SHEET TITLE

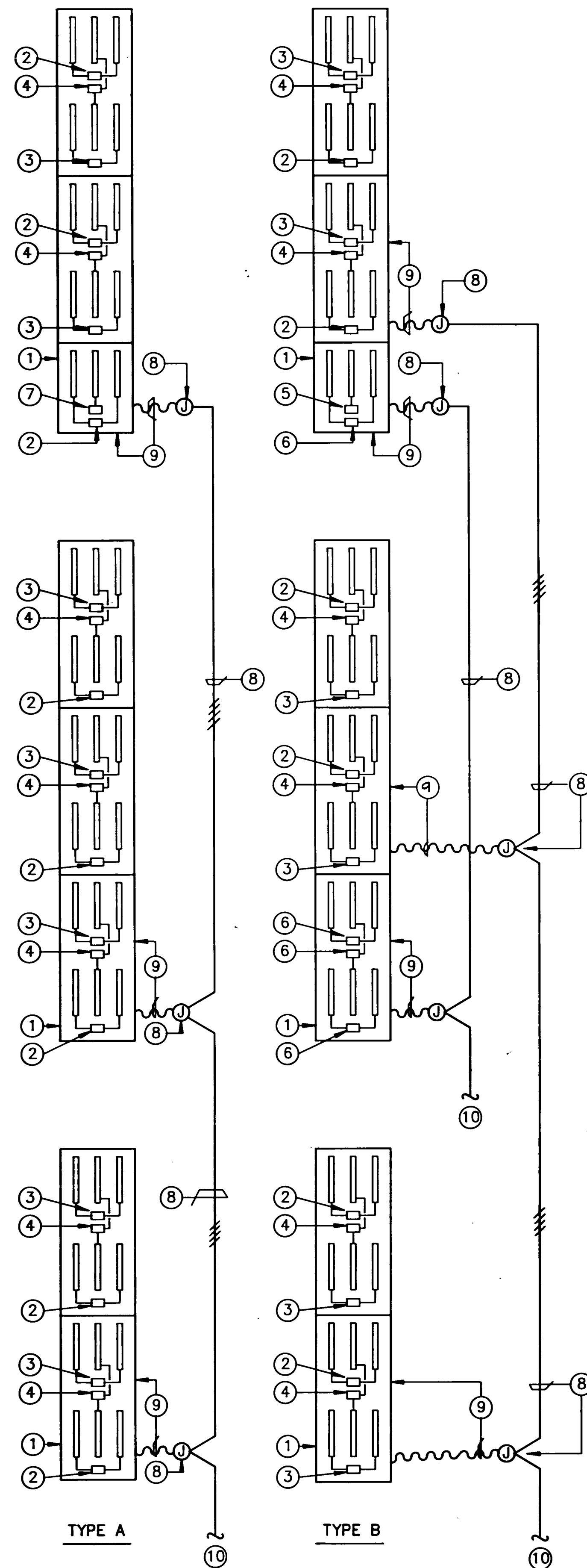
WIRING DIAGRAMS

BID PACKAGE #20

SHEET

E4.08

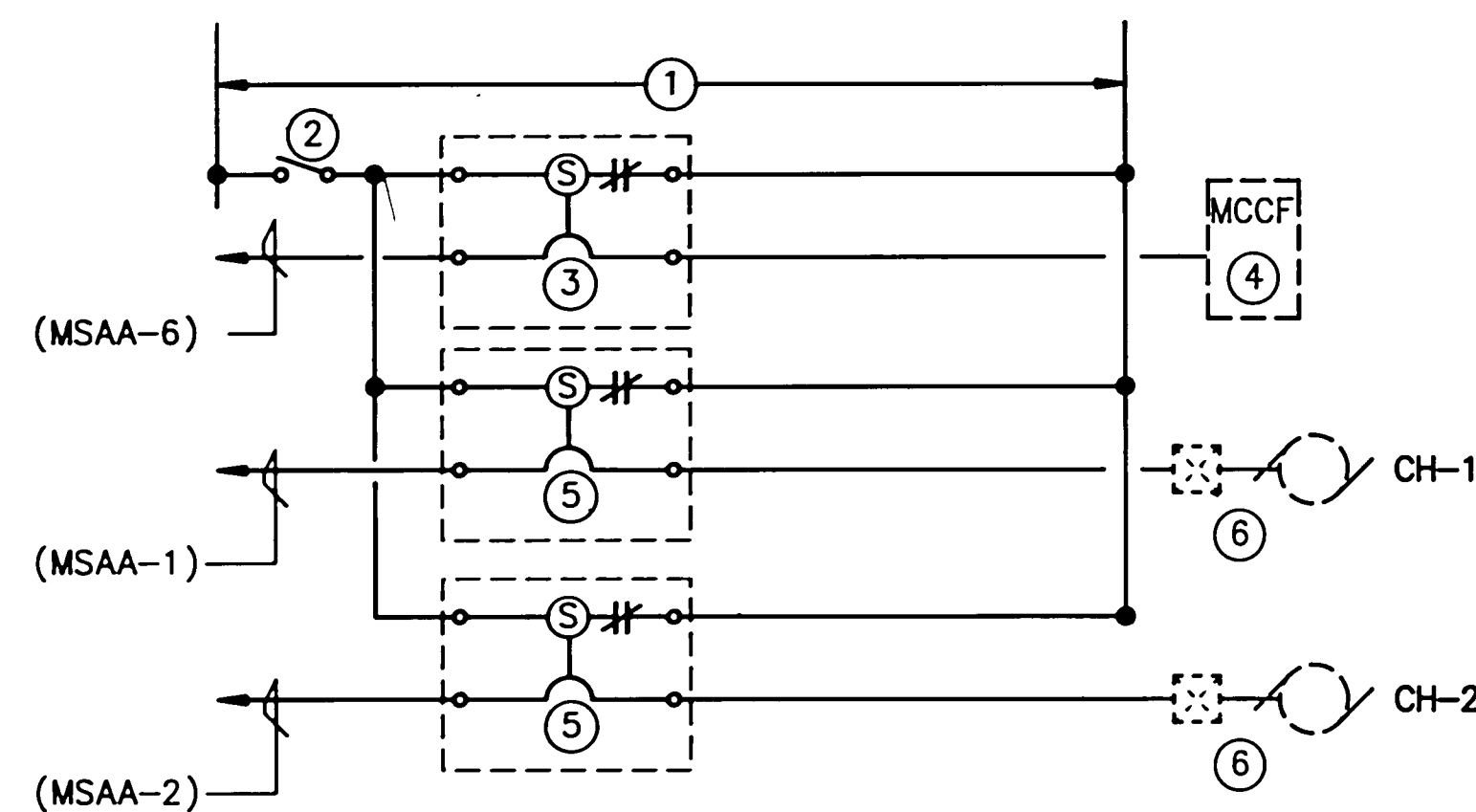
OF SHEETS



REFERENCE NOTES

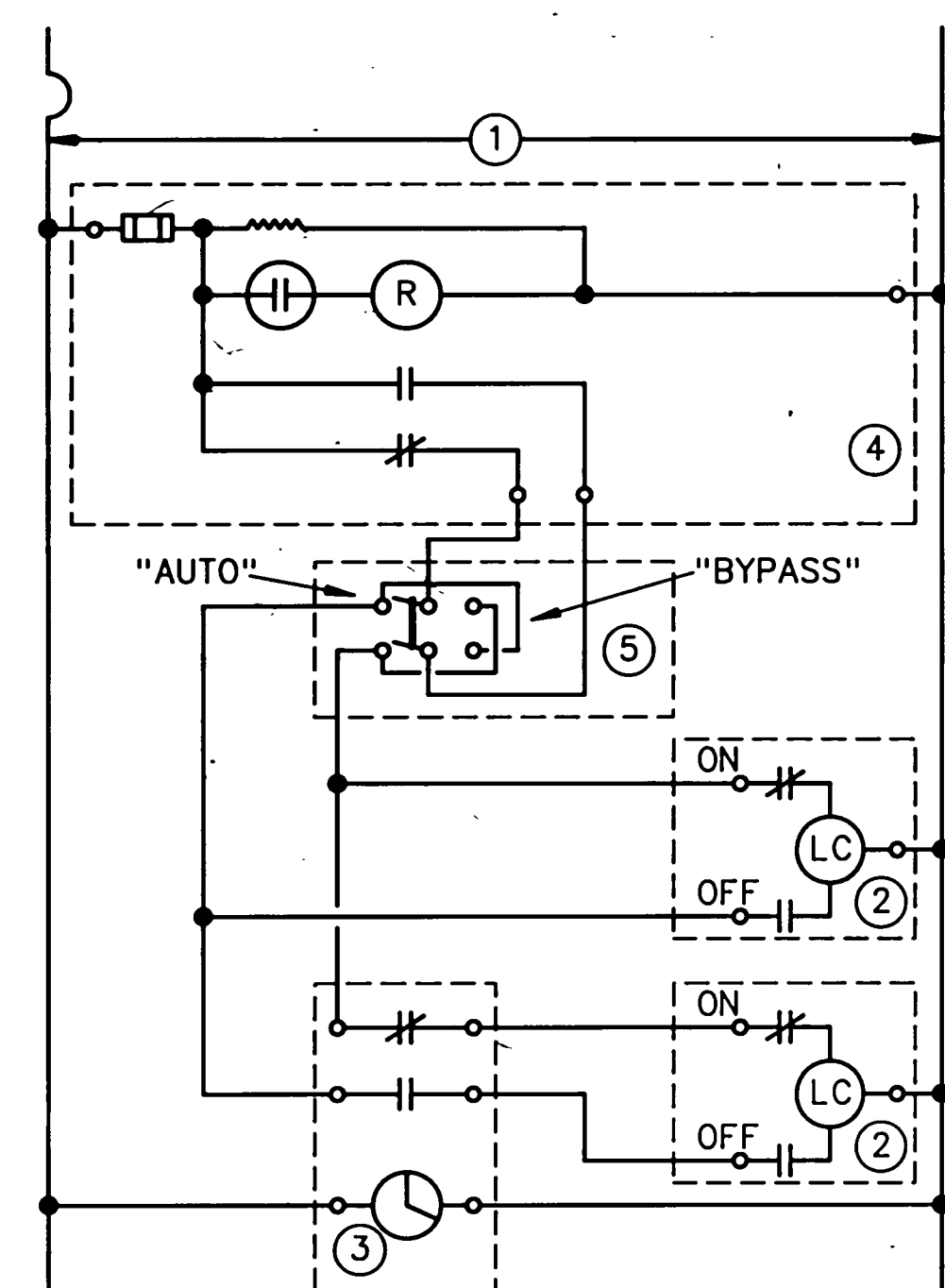
1. FIXTURE BODY
2. OUTER ROW SWITCH LEG "A", 2 LAMP BALLAST
3. OUTER ROW SWITCH LEG "B", 2 LAMP BALLAST
4. CENTER ROW SWITCH LEG "C", 2 LAMP BALLAST
5. EMERGENCY ROW SWITCH LEG, 1 LAMP BALLAST
6. EMERGENCY ROW SWITCH LEG, 2 LAMP BALLAST
7. CENTER ROW SWITCH LEG "C", 1 LAMP BALLAST
8. LOCATE AT STRUCTURE ABOVE. WORK UNDER ELECTRICAL CONTRACT. CONNECT FLEXIBLE CONDUITS AND WIRES FURNISHED BY INTEGRATED CEILING CONTRACTOR TO JUNCTION BOXES AND BRANCH CIRCUITINGS.
9. WORK INCLUDING INTERNAL WIRING BETWEEN BALLASTS AND FIXTURES, SWITCHING ARRANGEMENT PROVIDED UNDER INTEGRATED CEILING CONTRACT.
10. TO FIXTURE, J-BOX OR SWITCHES PER PLAN.

TYPICAL FIXTURE SWITCHING METHOD DIAGRAM IN OPEN LAB AREA
BP#17



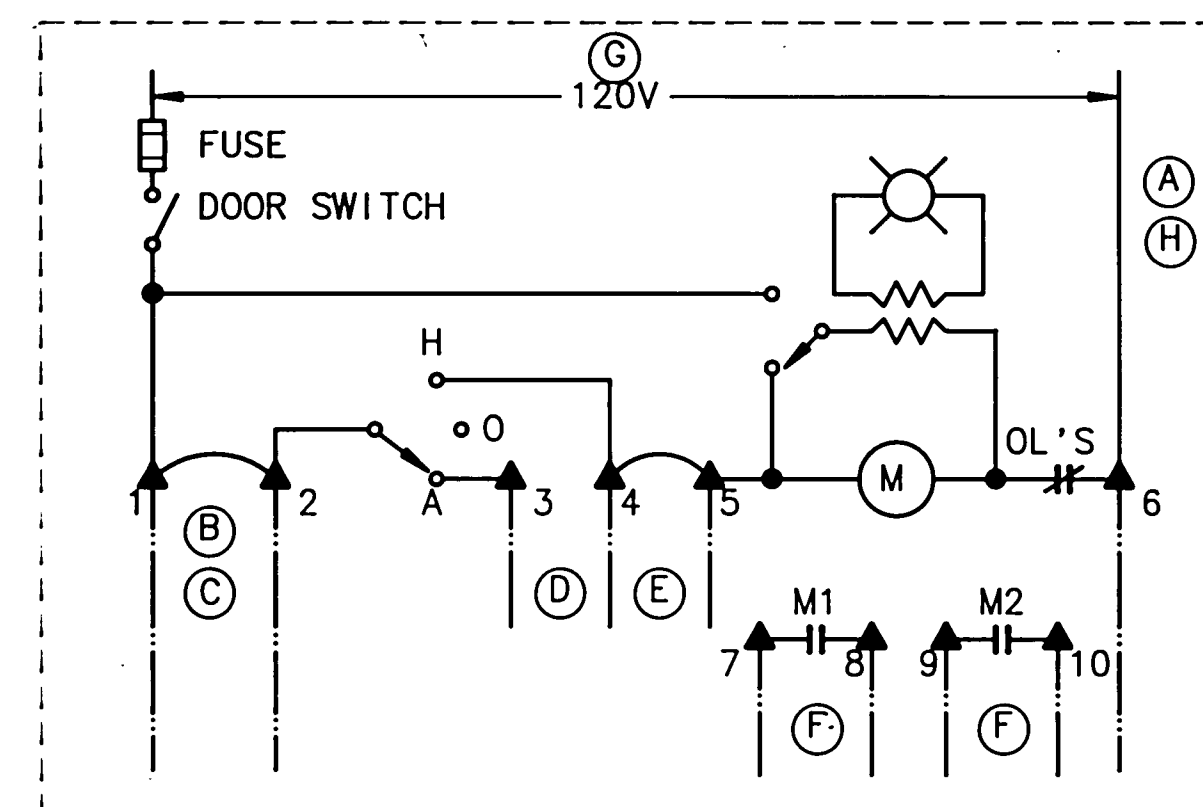
1. 120 VOLT CIRCUIT FROM PANEL OUTSIDE MACHINERY ROOM.
2. SEM ENGRAVED "MACHINERY REFRIGERATION SWITCH". N.O.
3. SHUNT TRIP MAIN BREAKER IN MCC.
4. REFRIGERATION ROOM MOTOR CONTROL CENTER. (SERVES ONLY REFRIGERATION AUXILIARY MOTORS).
5. SHUNT TRIP BREAKER SERVING CHILLER.
6. CHILLER STARTER AND MOTOR.

REFRIGERATION MACHINERY ROOM SHUTDOWN
NOT TO SCALE
BP#17

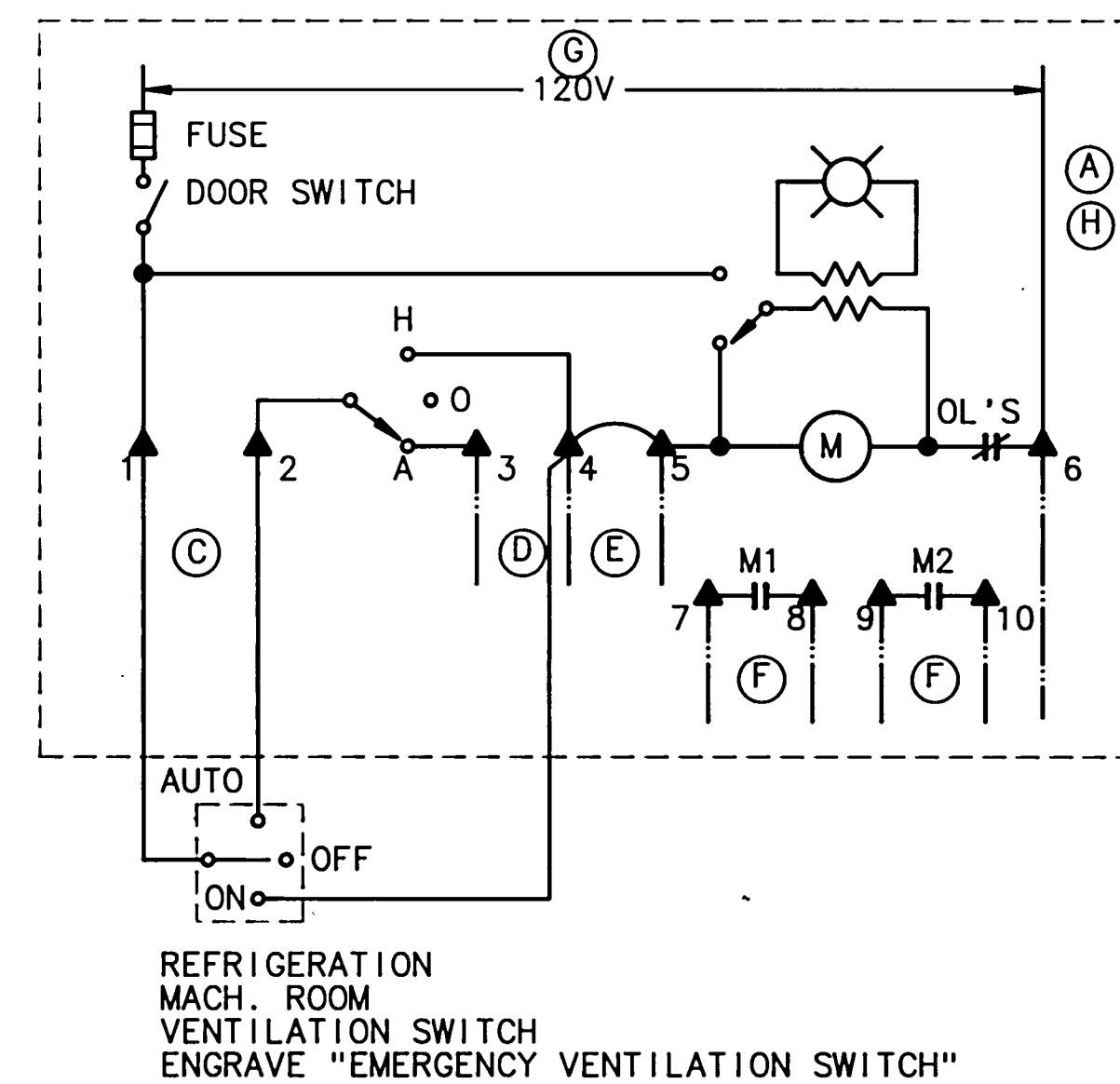


1. 120 VOLT CIRCUIT FROM LIGHTING PANEL
2. MECHANICALLY HELD RELAY WITH REQUIRED NUMBER OF POLES AS INDICATED ON PANEL SCHEDULES.
3. 7 DAY TIME SWITCH WITH BY PASS AND NORMALLY OPEN AND NORMALLY CLOSED CONTACTS
4. PHOTO CELL WITH DOUBLE THROW RELAY AND REQUIRED MOUNTING HARDWARE. ROOF MOUNT UNLESS OTHERWISE INDICATED
5. DOUBLE POLE DOUBLE THROW BYPASS SWITCH, WITH INDICATED LABELS. INSTALL ADJACENT TO TIME SWITCH.

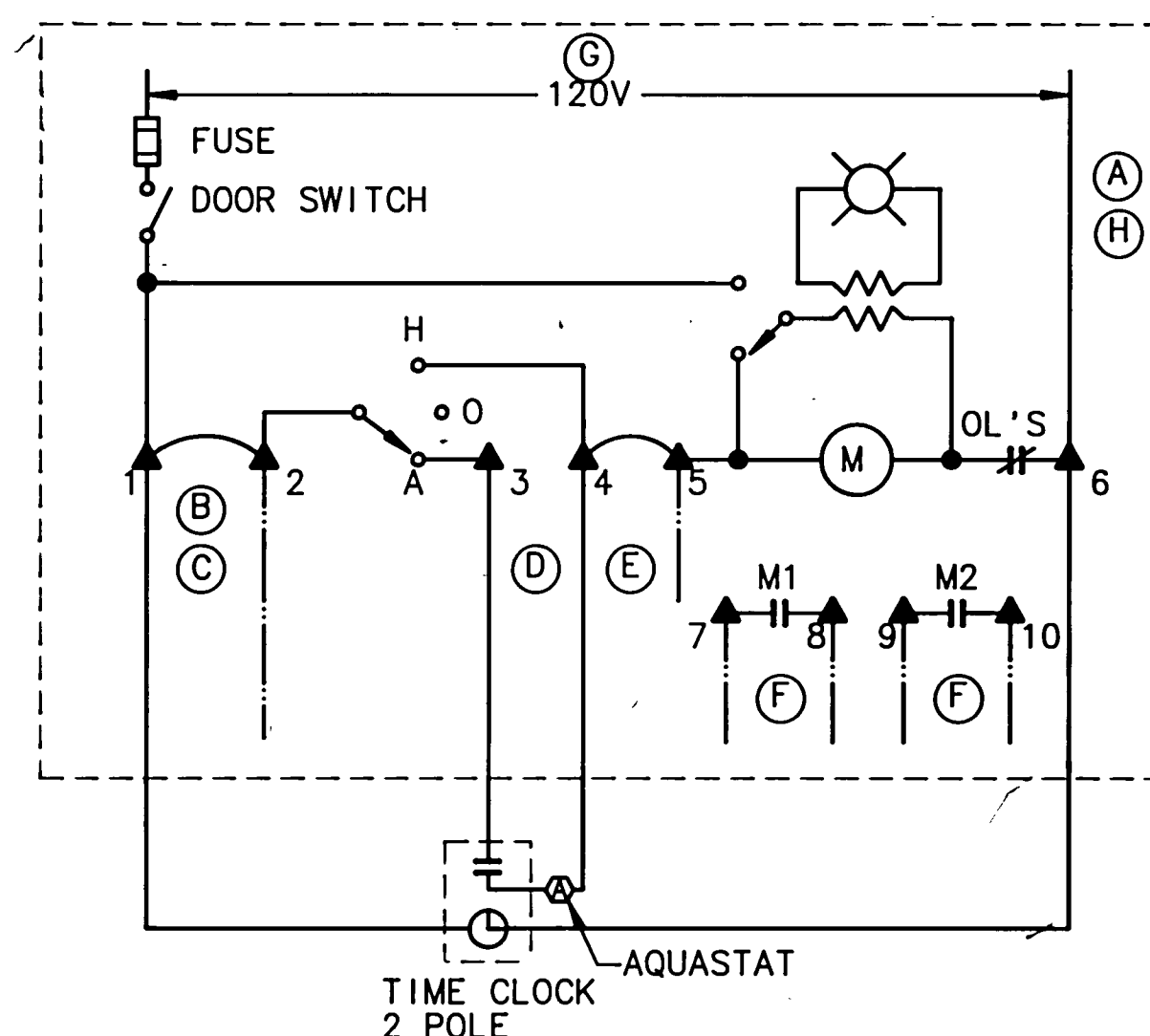
EXTERIOR LIGHTING CONTROL
NOT TO SCALE (DAYTIME CONDITION SHOWN)



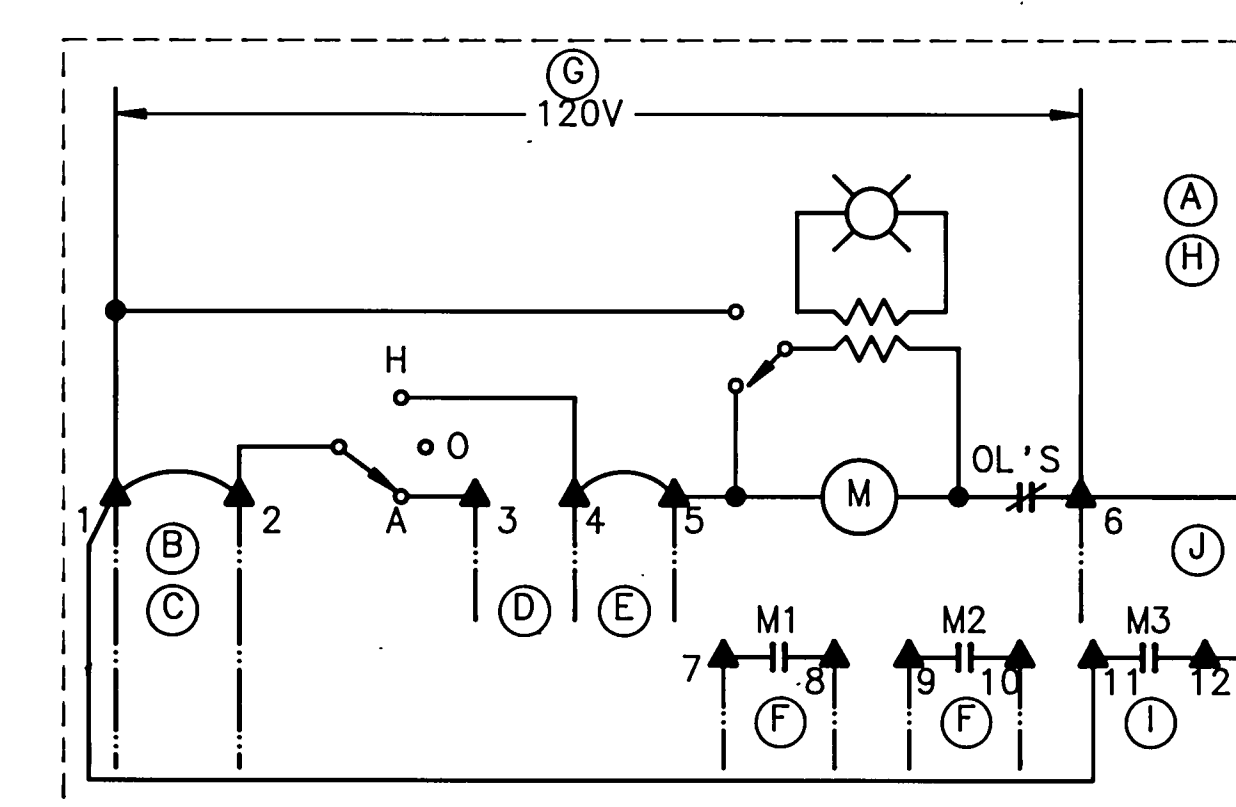
480V MOTOR STARTER (TYP.)
NOT TO SCALE
BP#17, #20, #21 & #31



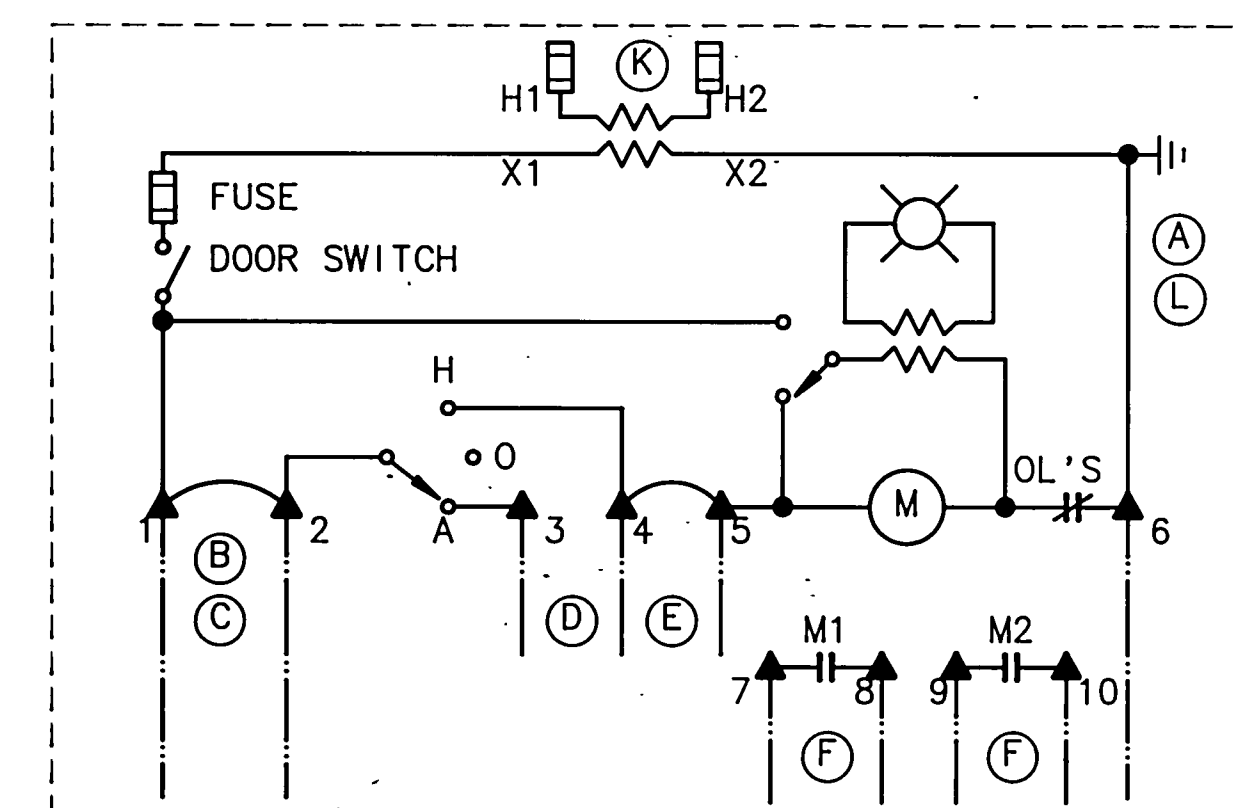
480V MOTOR STARTER - FOR EF-1
NOT TO SCALE
BP#17



480V MOTOR STARTER - FOR PP-4 AND PP-5
NOT TO SCALE
BP#17



120V MOTOR STARTER (TYP.)
NOT TO SCALE
BP#17, #20, #21 & #31



480V MOTOR STARTER
NOT TO SCALE
BP#17, #20 & #21

MOTOR STARTER DIAGRAM REFERENCED NOTES

- MOTOR STARTER WITH HAND-OFF-AUTO SWITCH, PUSH TO TEST TRANSFORMER TYPE PILOT LIGHT, AUXILIARY CONTACTS AND TERMINALS AS INDICATED.
- INDICATES CONTROL WIRING UNDER OTHER SECTION.
- JUMPER. REMOVE TO CONNECT SAFETY OR DISCONNECT CONTROL.
- WIRING TO CONTROL DEVICE. FOR TWO SPEED STARTERS, USE NON-COINCIDENT HIGH-LOW-OFF CONTROL DEVICE.
- REMOVE JUMPER FOR EP/PE OR DAMPER MOTOR INTERLOCK
- AUXILIARY CONTACTS FOR INTERLOCK OR STATUS WIRING. UTILIZE STARTER CONTACTS IN STARTER SERVING 120 VOLT MOTORS.
- CIRCUIT FROM CONTROL PANEL IN MOTOR CONTROL CENTER UON.
- STARTER LOCATED IN MOTOR CONTROL CENTER UON. 120 VOLT STARTERS IN 120 VOLT SECTION OF MOTOR CONTROL CENTER UON.
- STARTER CONTACT FOR 120 VOLT MOTOR CONTROL
- EXTEND WIRING TO 120 VOLT MOTOR AND LOCAL DISCONNECT
- INTEGRAL CONTROL TRANSFORMER CONNECTED TO MOTOR LINE CONDUCTORS, SIZED PER SPECIFICATIONS.
- STARTER SEPARATELY MOUNTED UON.

MOTOR STARTER DIAGRAM REFERENCE NOTES
NOT TO SCALE

MEYER & ALLEN ASSOCIATES

ARCHITECTS
PLANNERS

2690 Beachwood Drive
Los Angeles, California 90068
(213) 467-7151

These drawings are instruments of service and are the property of Meyer & Allen Associates. All designs and other information on the drawings are for use on the specified project and shall not be used without expressed written permission of Meyer & Allen Associates.
Copyright 1989, Meyer & Allen Associates
All Rights Reserved


APPROVED BY

Kurt W. Meyer, FAIA
Architect C-1951

HayakawaAssociates

CONSULTING ENGINEERS

1180 SO. BEVERLY DRIVE
LOS ANGELES, CALIF. 90035
PHONE (213) 879-4477



	11-5-91	AS BUILT BY BP 21
	9-27-91	AS BUILT BY BP-31
	9-27-91	AS BUILT BY BP-20
	9-27-91	AS BUILT BY BP-17
NO.	DATE	ITEM



S.C.A.Q.M.D.
Headquarters Facility
Diamond Bar, California

DRAWN BY CAD	JOB NUMBER
CHECKED BY	275.01
DATE	
SHEET TITLE	

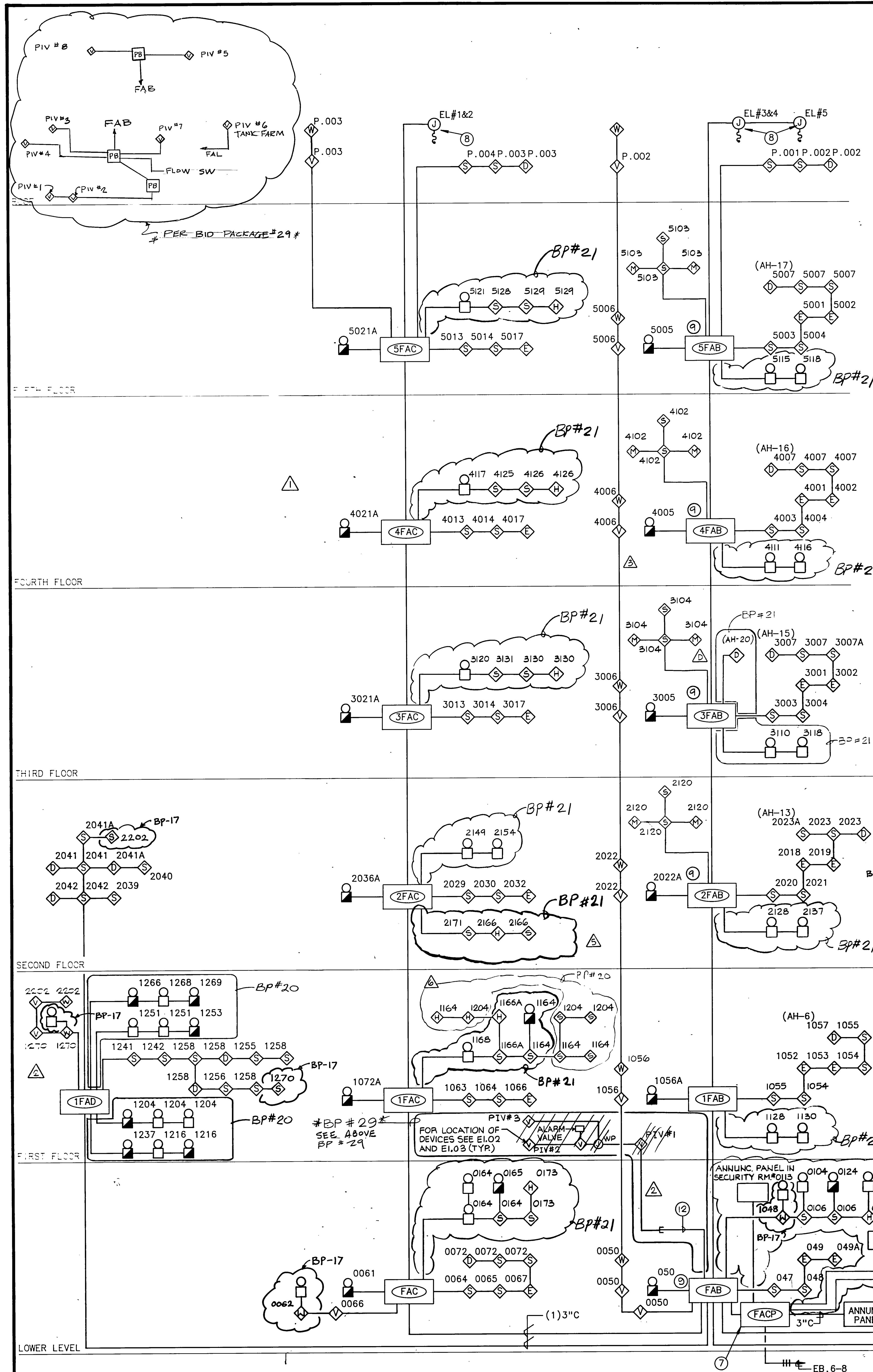
WIRING DIAGRAMS

BID PACKAGE #17, #20, #21, #31

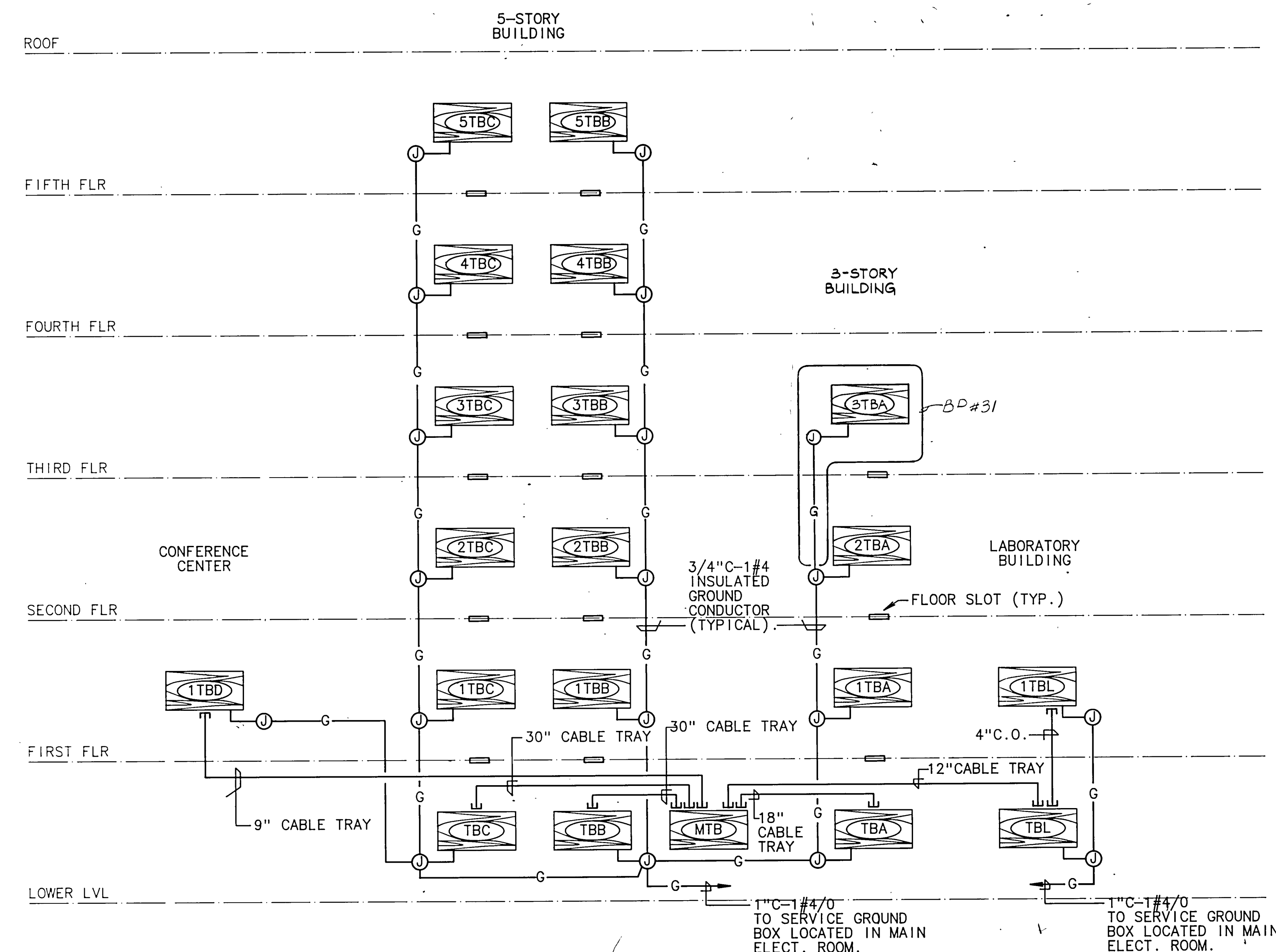
SHEET

E4.07

OF SHEETS



FIRE ALARM SYSTEM RISER DIAGRAM
NOT TO SCALE

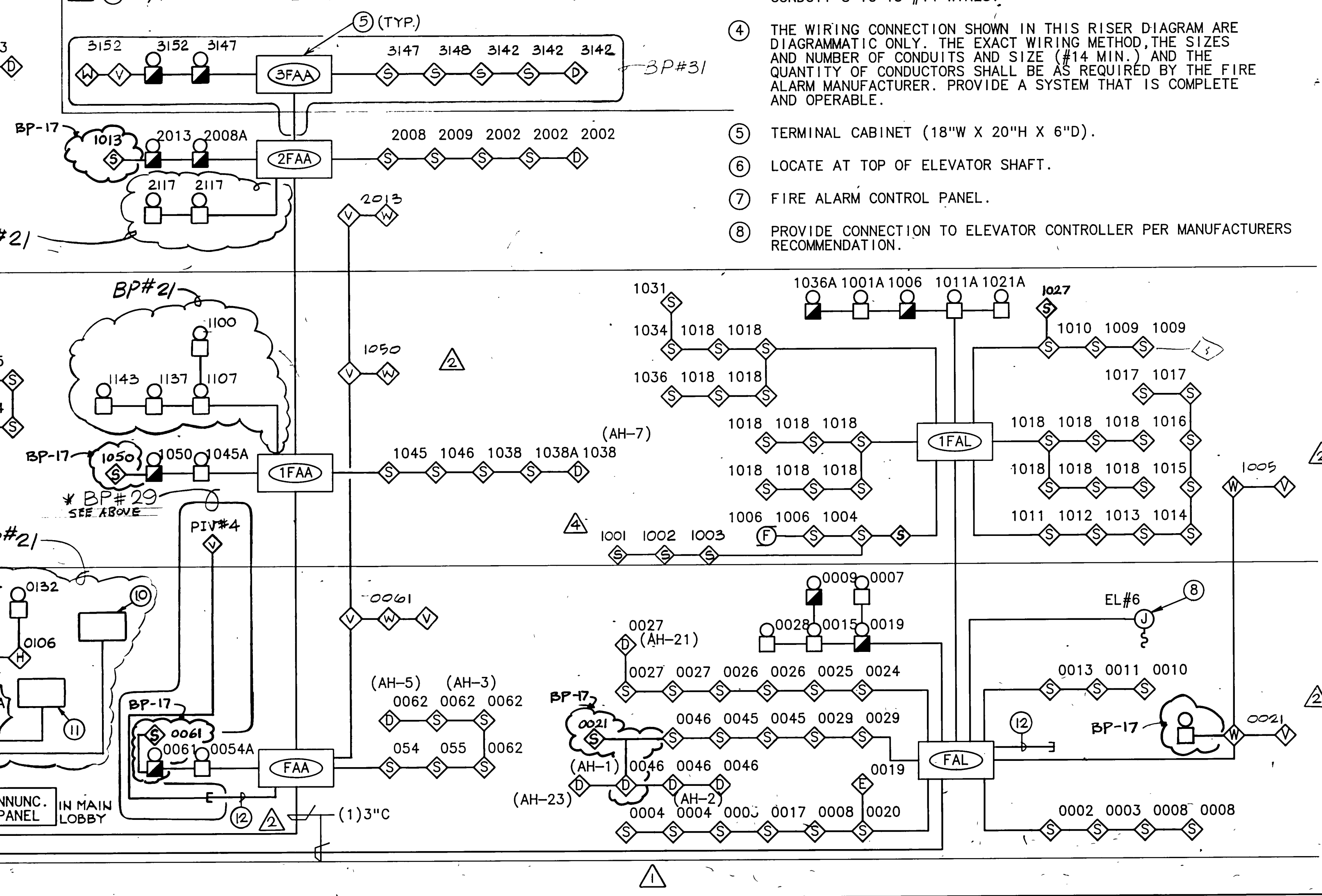


TELECOMMUNICATION SYSTEM RISER DIAGRAM
NOT TO SCALE

- ⑨ PROVIDE RELAY TO CONTROL SMOKE DAMPER. LOCATE ADJACENT TO CABINET.
- ⑩ SUBANNUNCIATOR PANEL FOR COMPUTER ROOM. LOCATE IN OFFICE # 0132.
- ⑪ CONNECT TO PREACTION FIRE SPRINKLER CONTROL PANEL PROVIDED UNDER MECHANICAL SECTION.
- ⑫ 3/4" C.O. FOR FUTURE PIV SEE SHEET E1.01 FOR STUB-OUT LOCATION.

FIRE ALARM RISER DIAGRAM NOTES

- (1) ALL FIRE ALARM SYSTEM CONDUIT WIRING SHALL BE OF TYPE "THHN".
- (2) THE NUMBER ADJACENT TO A DEVICE INDICATES LOCATION (ROOM NUMBER).
- (3) FIRE ALARM SYSTEM CONDUIT FILL SCHEDULE (UNLESS OTHERWISE NOTED): 1/2" CONDUIT-1 TO 7 #14 WIRES. 3/4" CONDUIT-8 TO 15 #14 WIRES.
- (4) THE WIRING CONNECTION SHOWN IN THIS RISER DIAGRAM ARE DIAGRAMATIC ONLY. THE EXACT WIRING METHOD, THE SIZES AND NUMBER OF CONDUITS AND SIZE (#14 MIN.) AND THE QUANTITY OF CONDUCTORS SHALL BE AS REQUIRED BY THE FIRE ALARM MANUFACTURER. PROVIDE A SYSTEM THAT IS COMPLETE AND OPERABLE.
- (5) TERMINAL CABINET (18"W X 20"H X 6"D).
- (6) LOCATE AT TOP OF ELEVATOR SHAFT.
- (7) FIRE ALARM CONTROL PANEL.
- (8) PROVIDE CONNECTION TO ELEVATOR CONTROLLER PER MANUFACTURERS RECOMMENDATION.



(

These drawings are instruments of service and are the property of Meyer & Allen Associates. All designs and other information on the drawings are for use on the specified project and shall not be used without expressed written permission of Meyer & Allen Associates.


Copyright 1989, Meyer & Allen Associates
All Rights Reserved

APPROVED BY _____

Kurt W. Meyer, F.A.I.
Architect C-1951

HayakawaAssociates
CONSULTING ENGINEERS

1180 SO. BEVERLY DRIVE
LOS ANGELES, CALIF 90035
PHONE (213) 879-4477



12-18-91	AS BUILT BY BP 29
11-5-91	AS BUILT BY BP 21
9-27-91	AS BUILT BY BP-31
9-27-91	AS BUILT BY BP-20
9-27-91	AS BUILT BY BP-17
7-8-91	BULLETIN # BP #20
5-3-91	BULL.#49 BP#50 (FIRE DEPT.REV.)
3-6-91	BULLETIN #12 BP#17
10-3-90	BULLETIN #8 BP#17
7-2-90	BULLETIN #3 BP #17
	ADDENDUM TO BP#21
6-11-90	BULLETIN #2 BP #17
NO DATE	ITEM



S.C.A.Q.M.D.
Headquarters Facility
Diamond Bar, California

DRAWN BY CAD	JOB NUMBER 275.01
CHECKED BY	
DATE 11-2-90	
SHEET TITLE	

RISER DIAGRAMS

BID PACKAGE #17, #20, #21, #31, #29

SHEET

E4.06

OF SHEETS


These drawings are instruments of service and are the property of Meyer & Allen Associates. All designs and other information on the drawings are for use on the specified project and shall not be used without expressed written permission of Meyer & Allen Associates.
Copyright 1989, Meyer & Allen Associates
All Rights Reserved

APPROVED BY

Kurt W. Meyer, FAIA
Architect C-1951

HayakawaAssociates
CONSULTING ENGINEERS

1180 SO. BEVERLY DRIVE
LOS ANGELES, CALIF 90035
PHONE (213) 879-4477



	11-5-91	AS BUILT BY BP 21
	9-27-91	AS BUILT BY BP-17
3	7-26-91	RFI # 4834 BP # 17
4	5-3-91	BULLETIN # 15 BP # 17
3	5-3-91	BULLETIN # 50 BP # 21
2	3-6-91	BULLETIN # 12 BP # 17
1	6-11-90	BULLETIN # 2 BP # 17
1	4-2-90	APPENDUM BID PACKAGE # 17
1	3-14-90	APPENDUM BID PACKAGE # 17
NO.	DATE	ITEM



S.C.A.Q.M.D.
Headquarters Facility
Diamond Bar, California

DRAWN BY CAD
CHECKED BY
DATE 5-18-90
JOB NUMBER
275.01

SHEET TITLE

**SINGLE LINE
DIAGRAM IV**

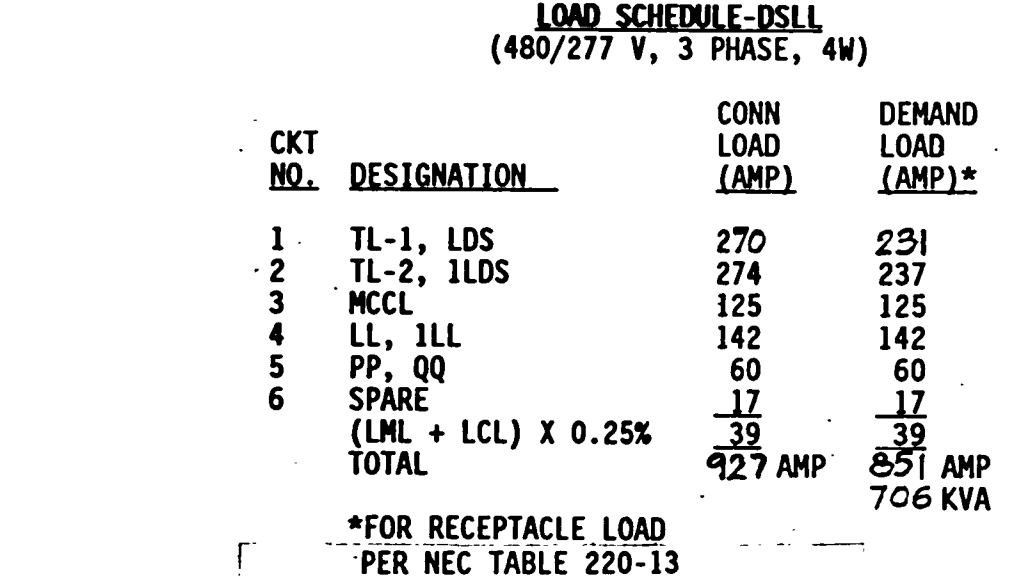
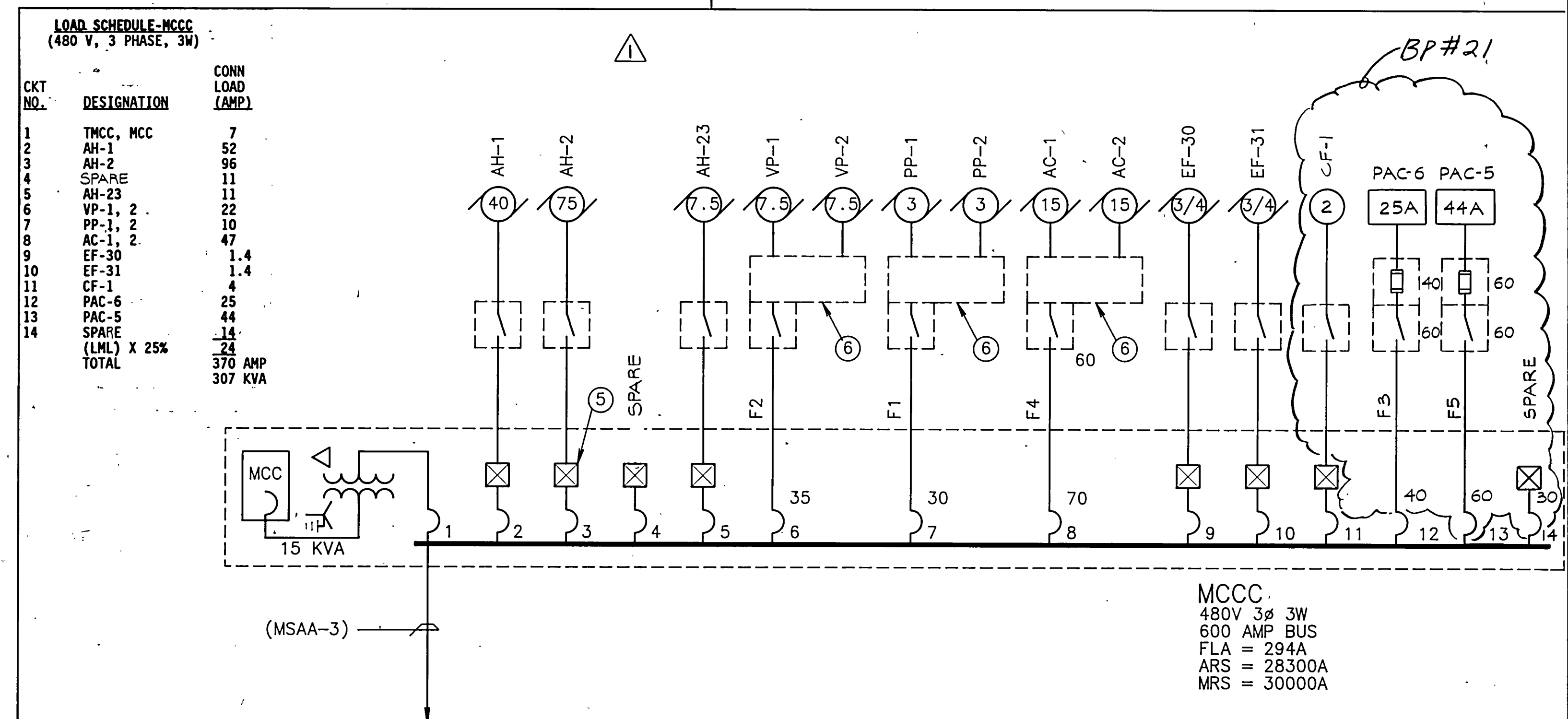
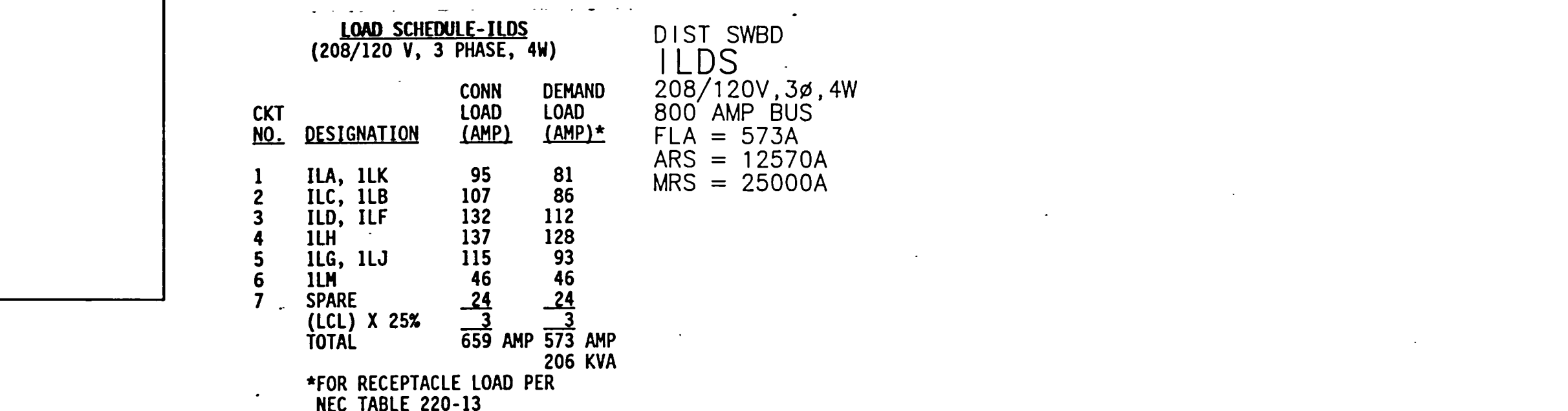
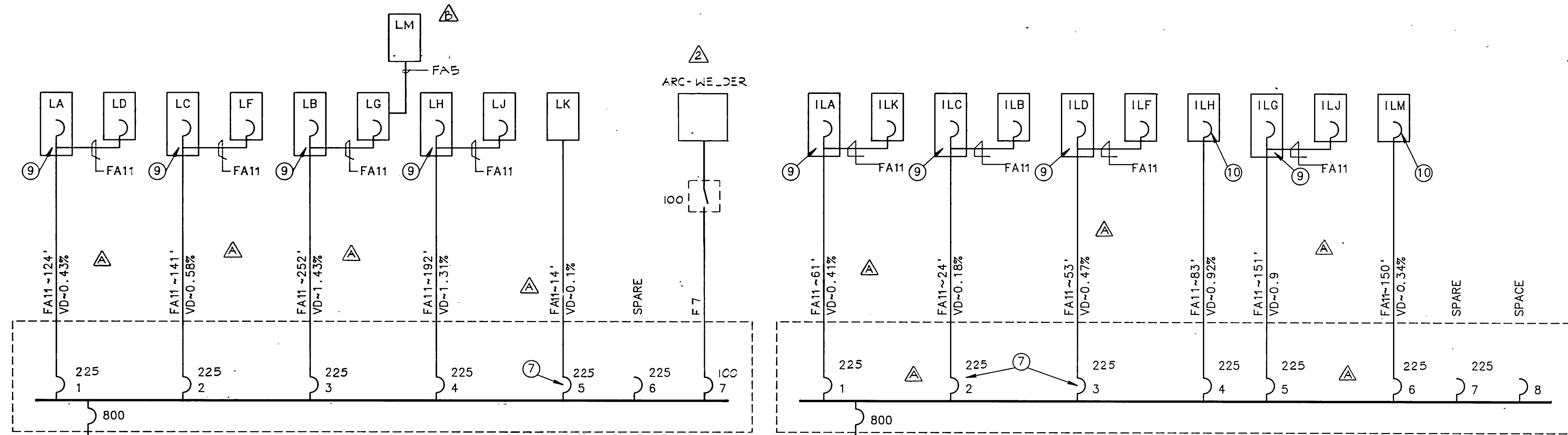
BID PACKAGE #17, #21

E4.05

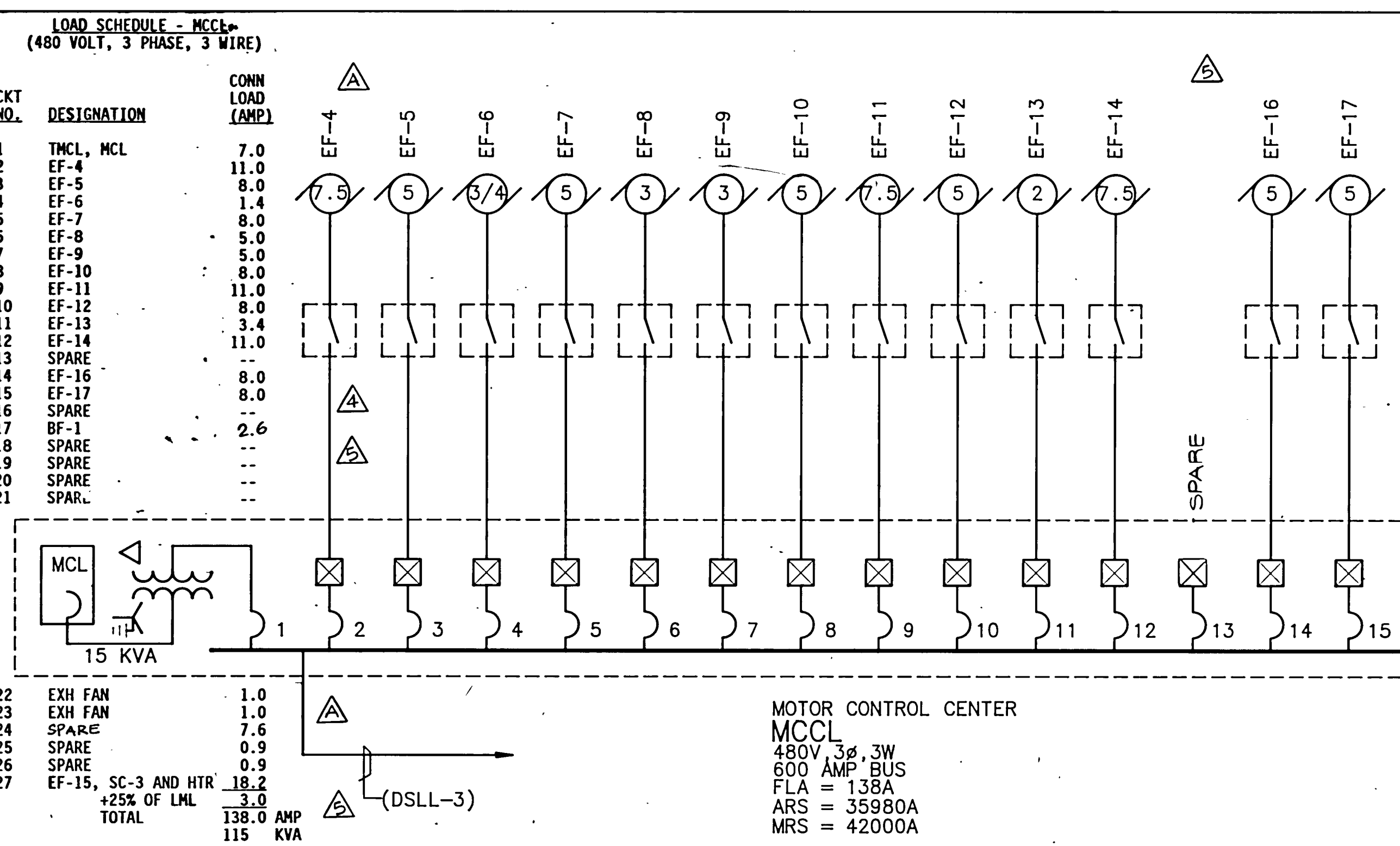
OF SHEETS

NOTE:

- ALL DEVICES ARE 3 POLE UNLESS OTHERWISE NOTED.
- REFER TO FEEDER TABLE ON DRAWING E4.02 FOR CONDUIT AND WIRE SIZES.
- REFER TO MOTOR CONTROL CENTER SCHEDULE ON DRAWING E4.04 FOR CIRCUIT BREAKER TRIP SIZE, FULL LOAD AMPS, CONDUIT AND WIRE SIZES, DISCONNECT SWITCH, STARTER SIZE AND VOLTAGE.
- REFER TO SPECIFICATIONS FOR TRANSFORMER GROUNDING SIZE.
- PROVIDE AUTOTRANSFORMER TYPE STARTER IN NEMA 12 ENCLOSURE.
- MOTOR CONTROL PANEL COMPLETE WITH STARTER, ALTERNATOR AND CONTROLS PROVIDED UNDER MECHANICAL SECTION.
- PROVIDE CURRENT LIMITING CIRCUIT BREAKER.
- FOR APPLICABLE STARTER DIAGRAM SEE DRAWING E4.07.
- PROVIDE OVERSIZED CAN FOR T-TAP.
- NON-AUTOMATIC TYPE.
- PROVIDE 120VOLT STARTER IN NEMA 12 ENCLOSURE LOCATED ADJACENT TO MOTOR CONTROL CENTER.



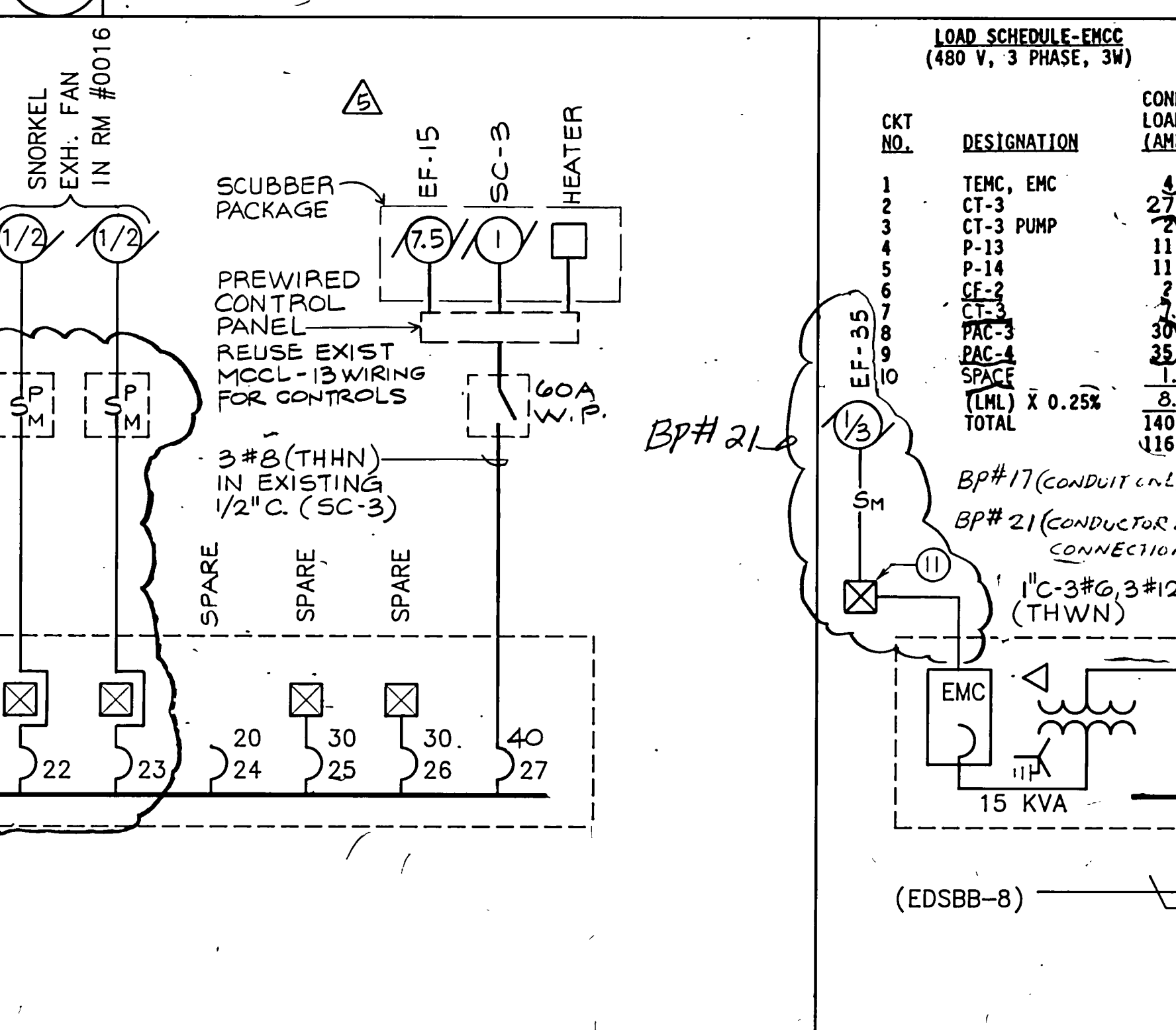
DSLL
NOT TO SCALE ① ② ④




MCCL
NOT TO SCALE ① ③ ⑧

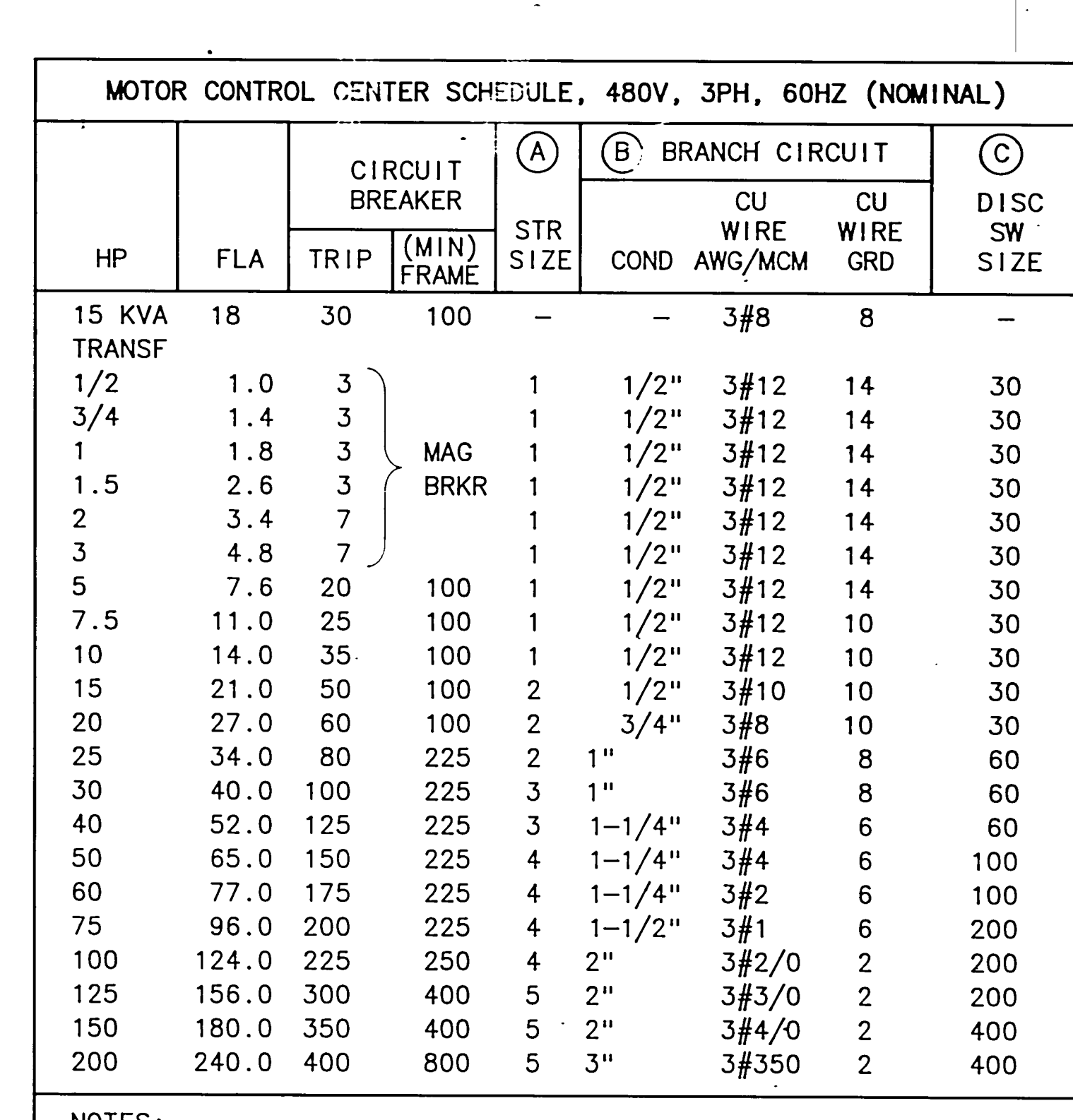


MCCC
NOT TO SCALE ① ③ ⑧ BID PACKAGE #17 UNLESS OTHERWISE NOTED



EMCC
NOT TO SCALE ① ③ ⑧ BID PACKAGE #17 UNLESS OTHERWISE NOTED



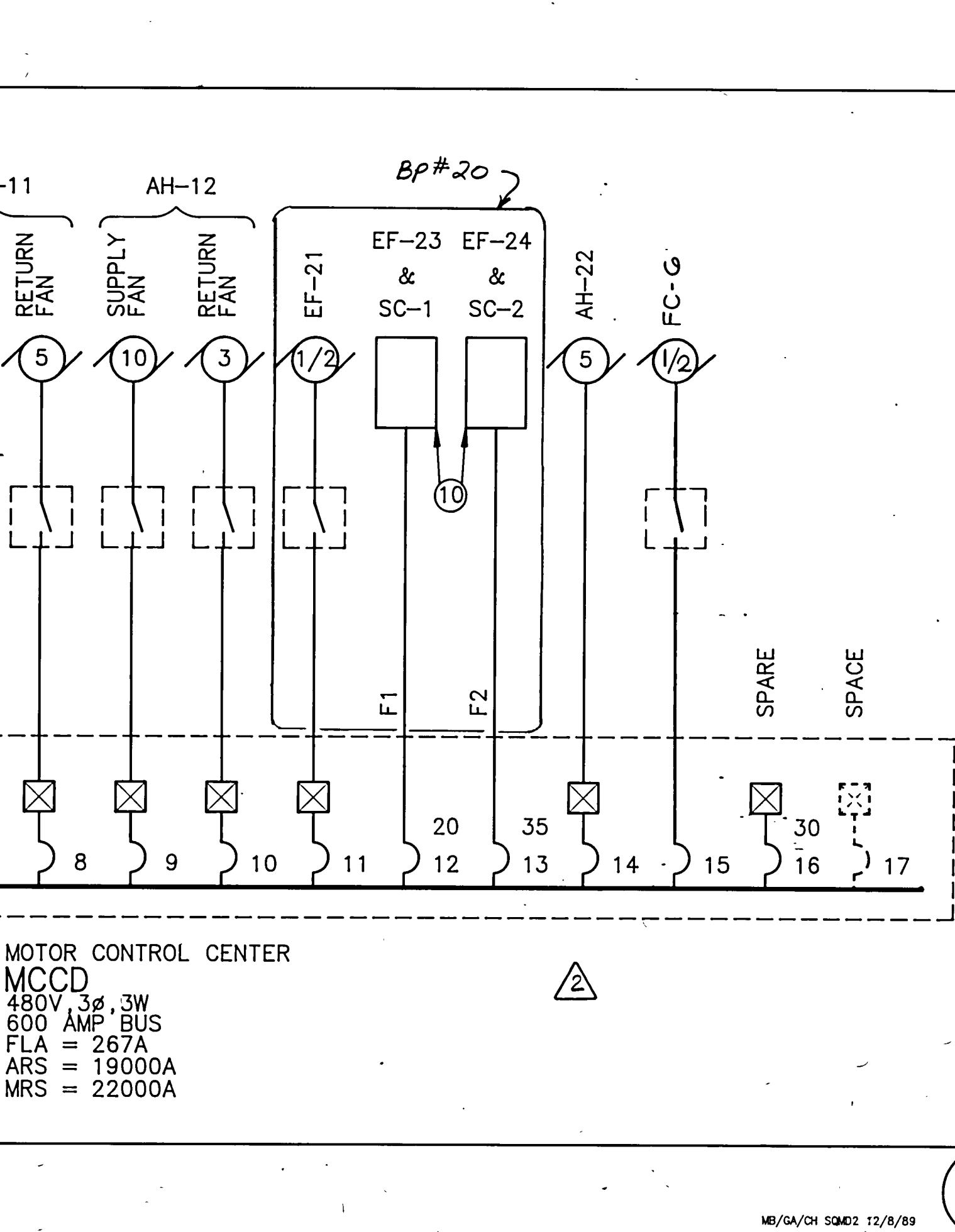
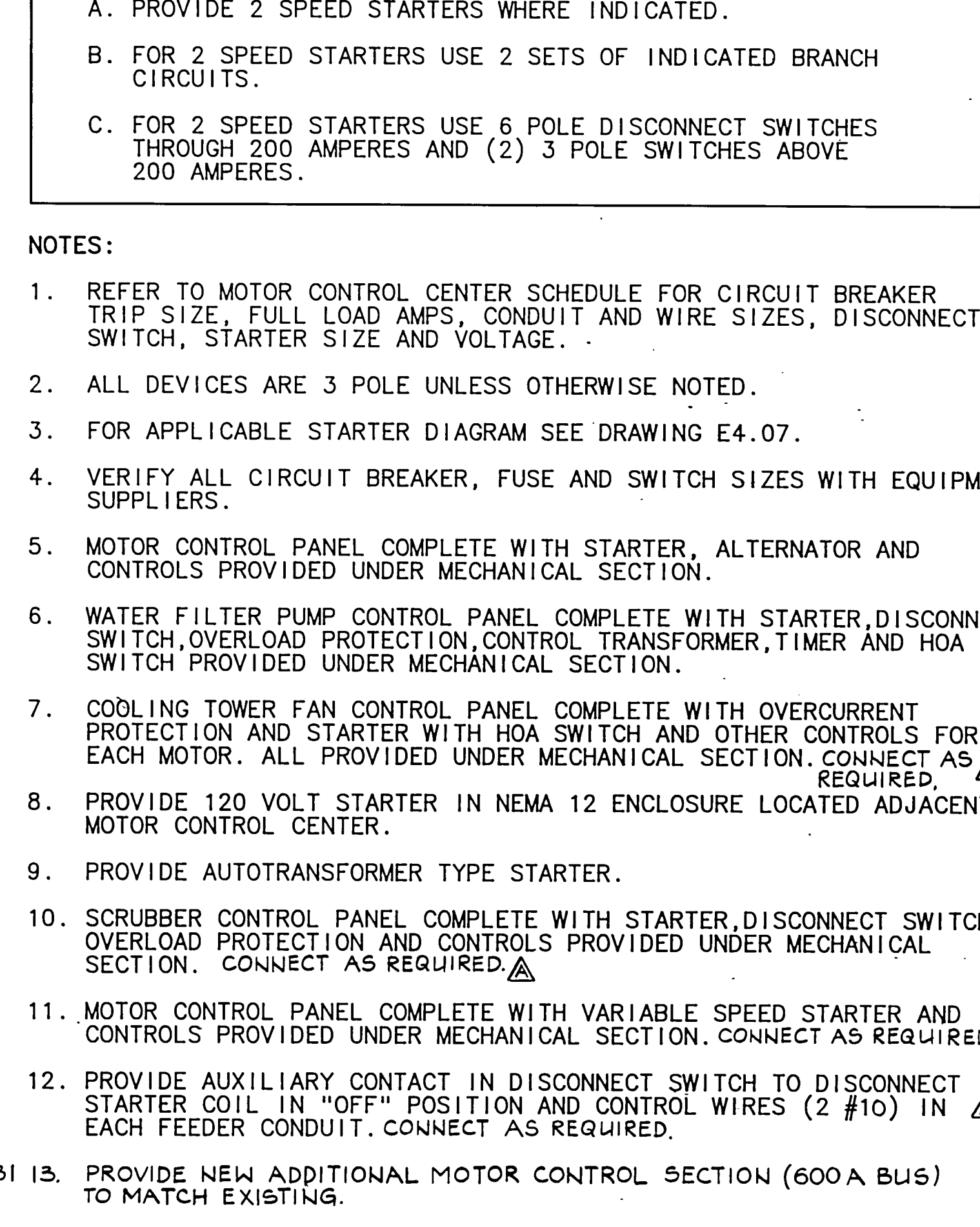


These drawings are instruments of service and are the property of Meyer & Allen Associates. All designs and other information on the drawings are for use on the specified project and shall not be used without expressed written permission of Meyer & Allen Associates.

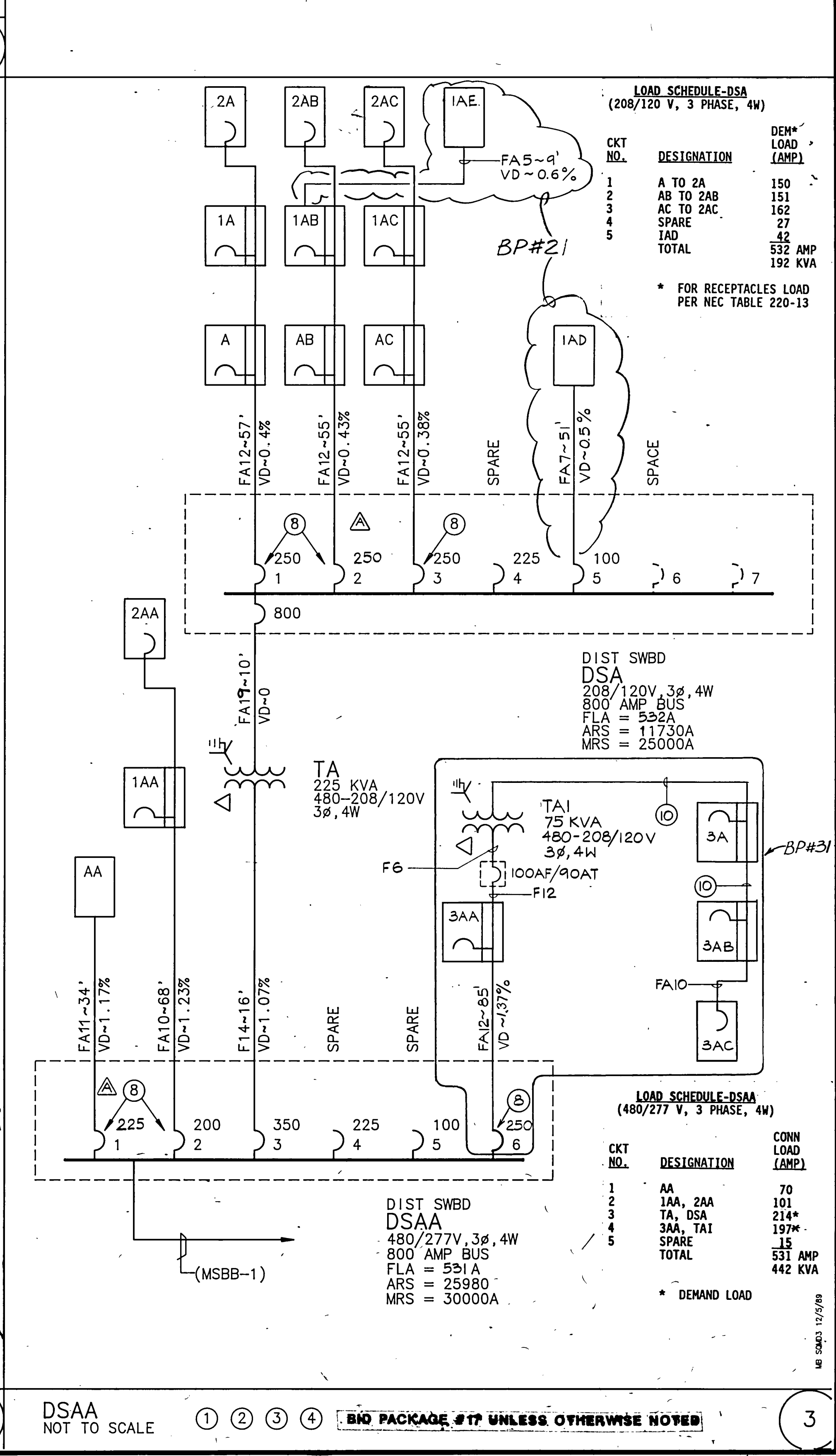
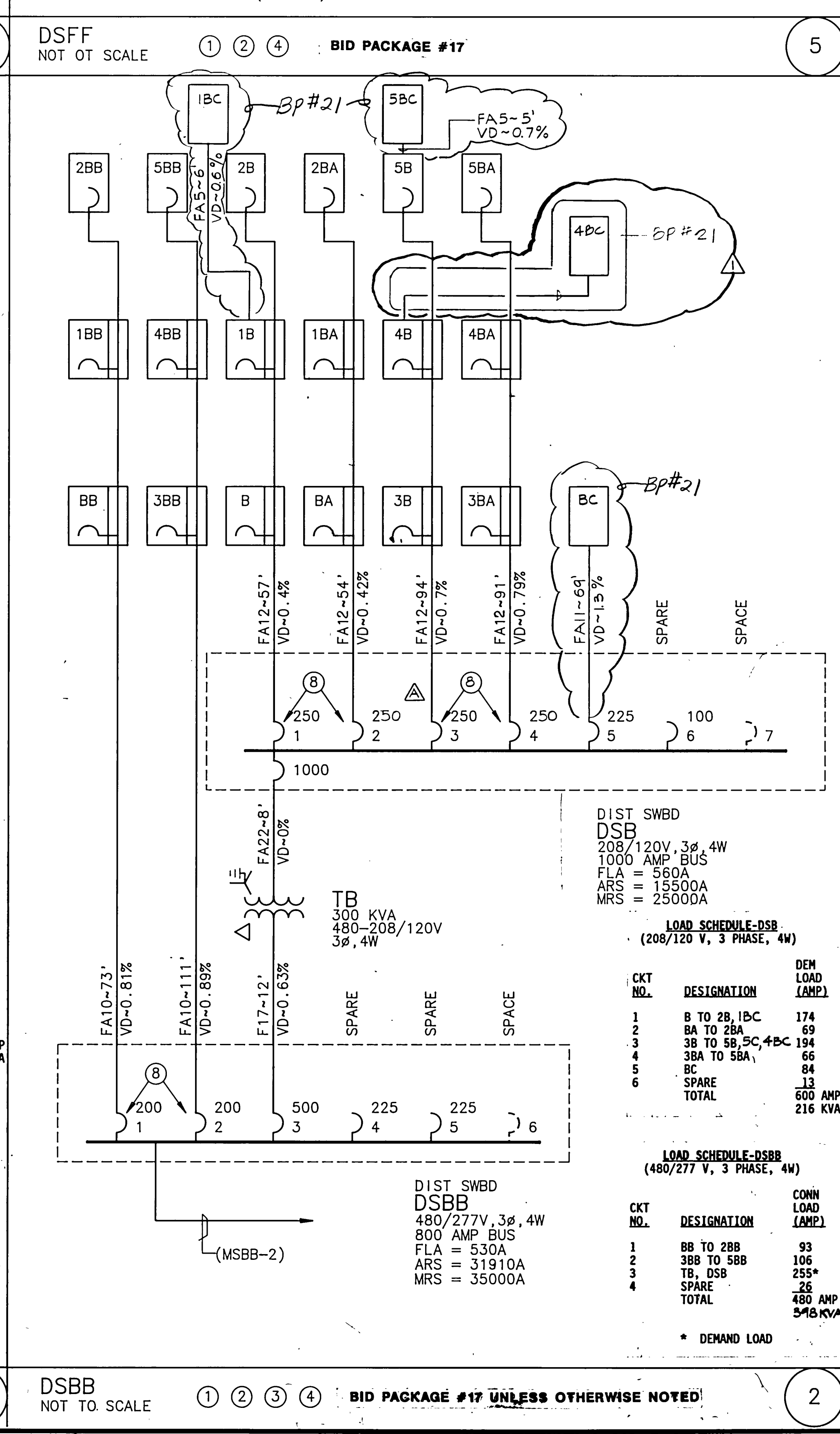
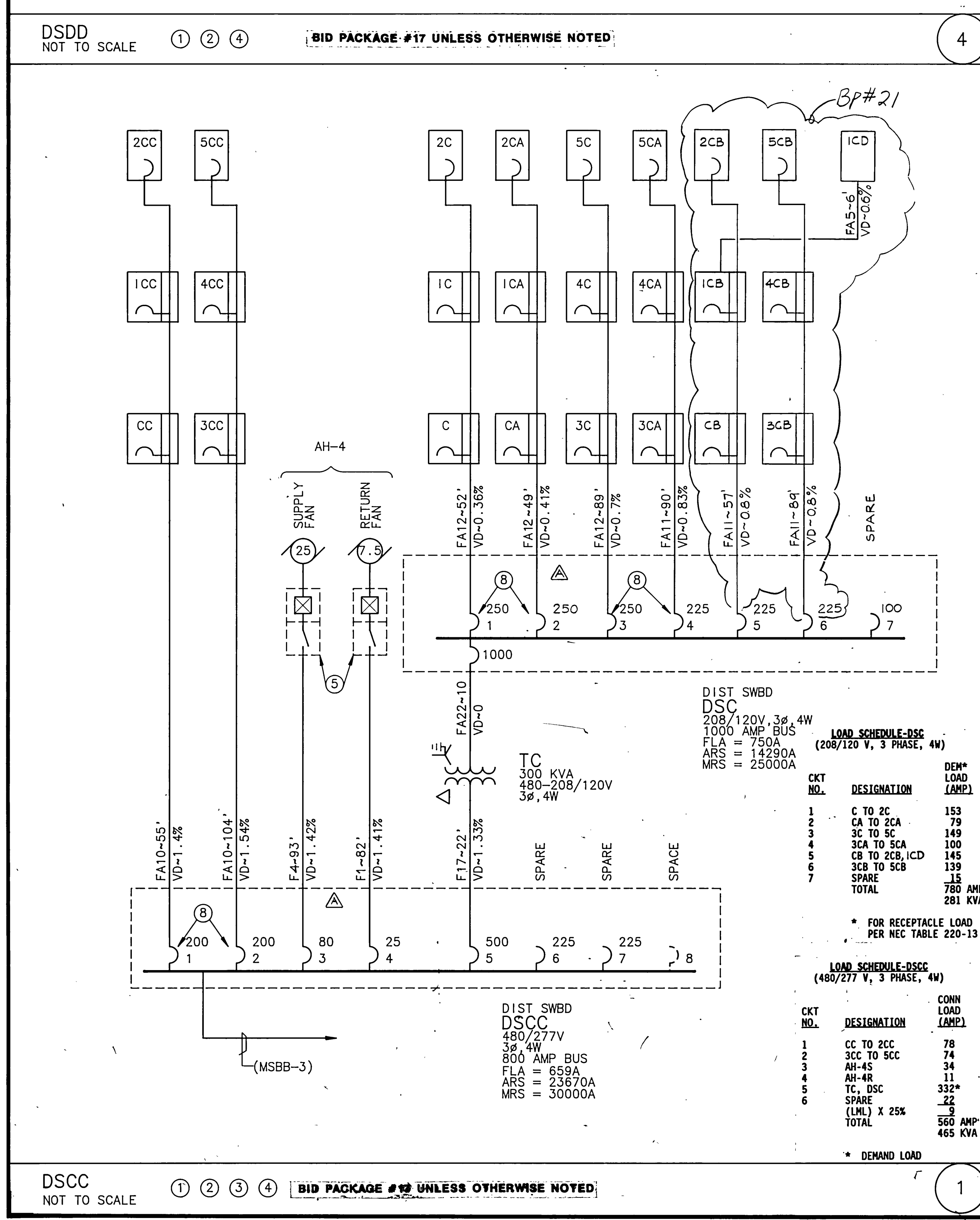
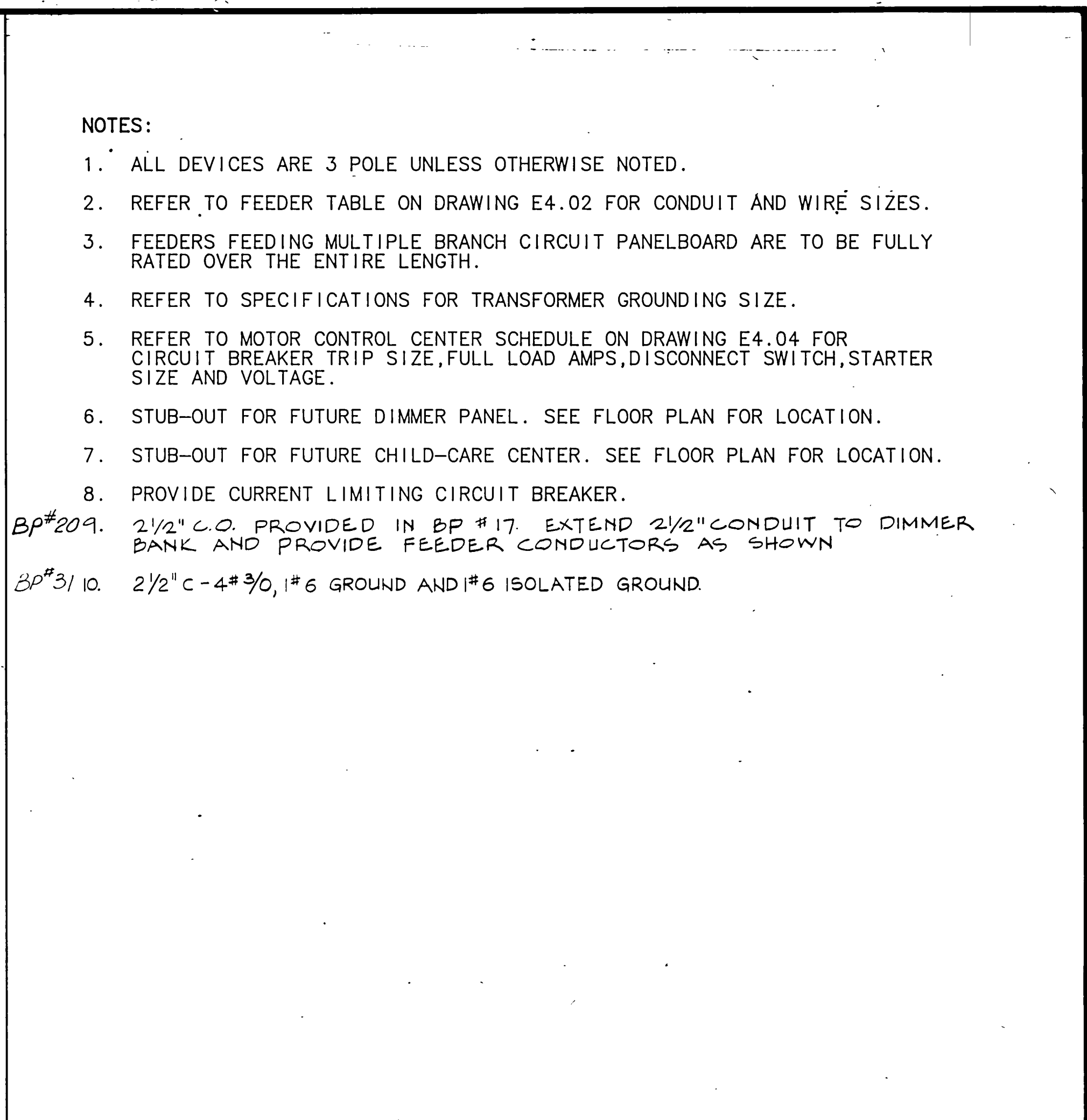
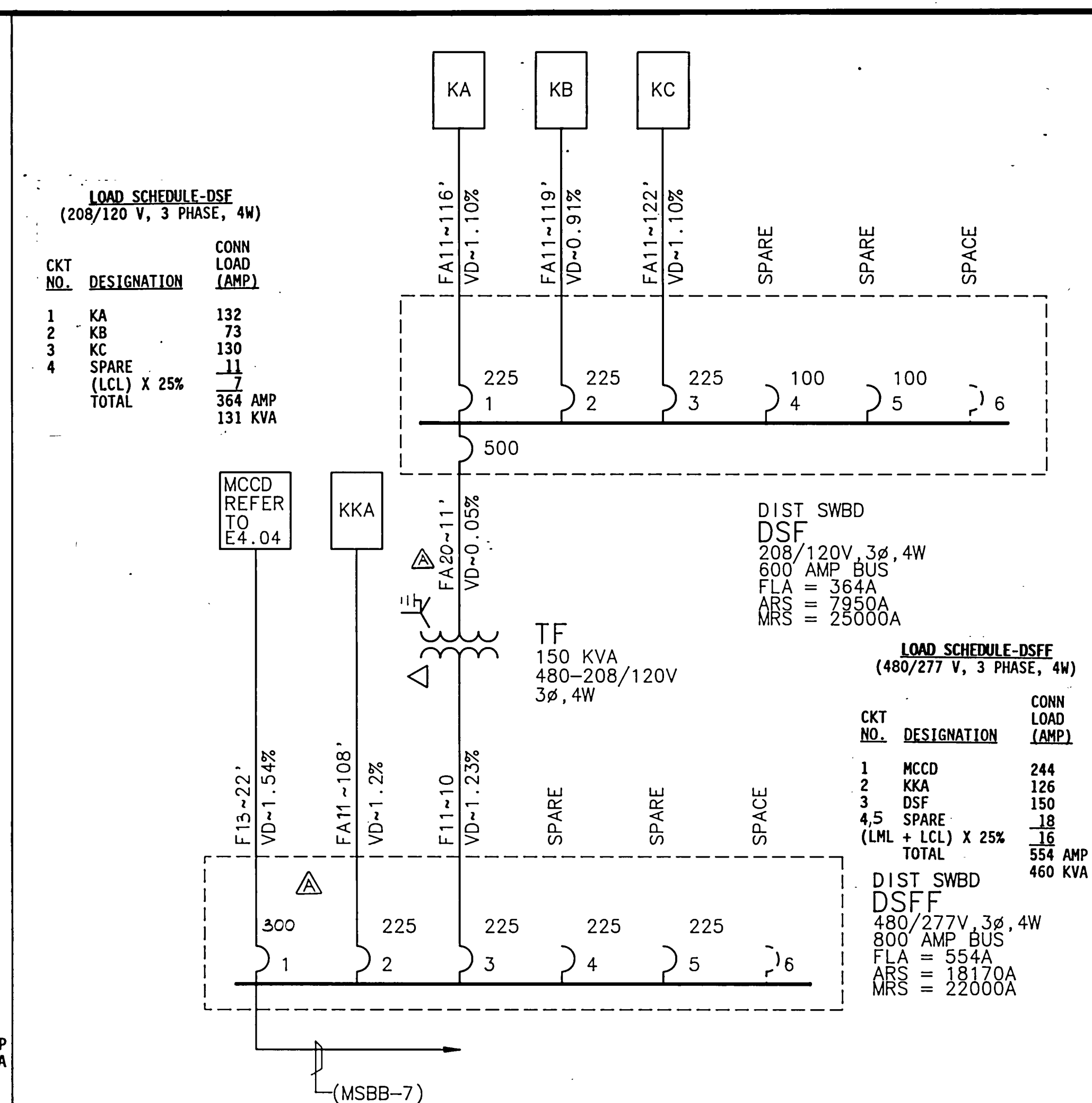
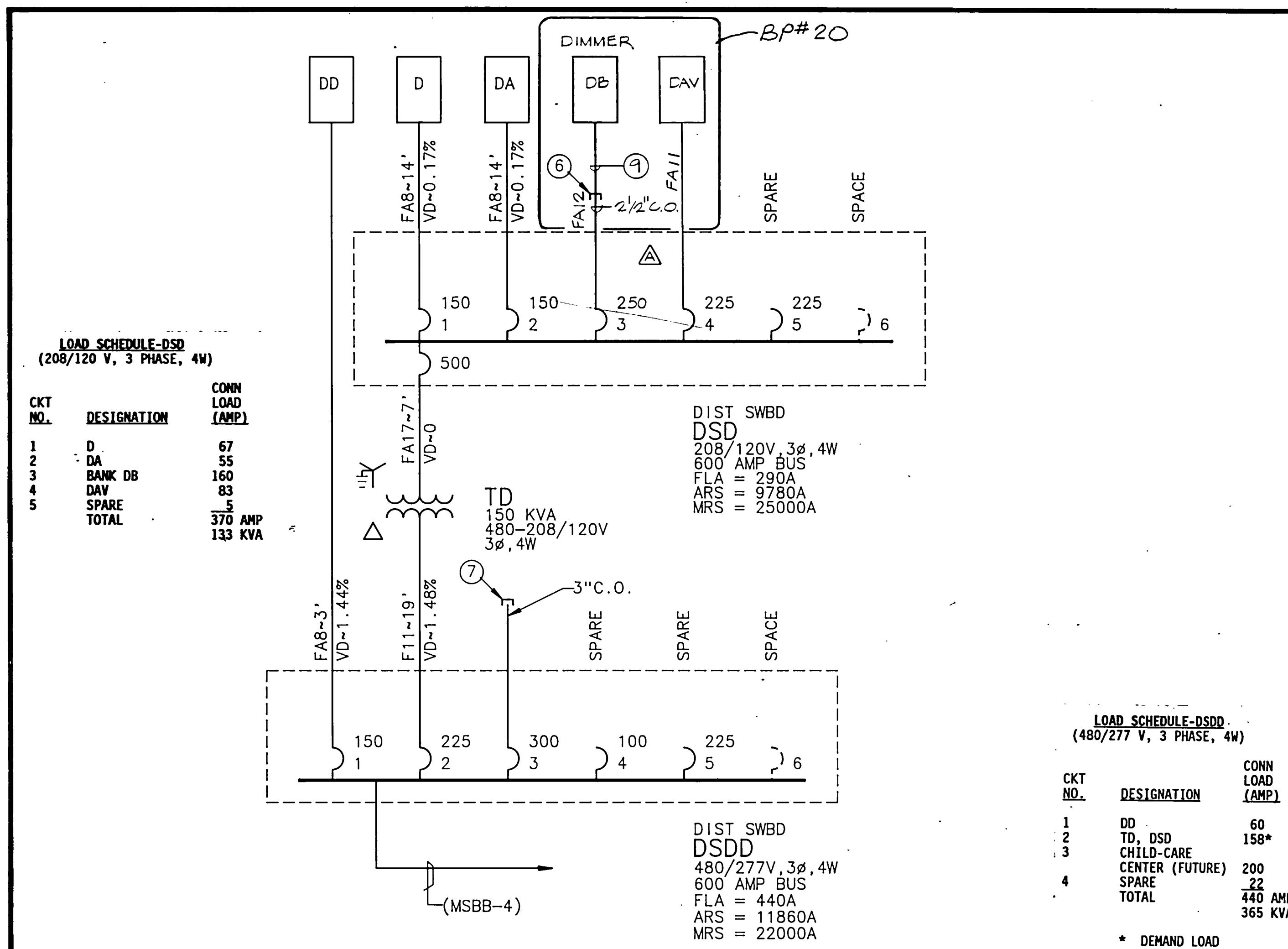
Copyright 1989, Meyer & Allen Associates
All Rights Reserved

rt W. Meyer, FAIA
Architect C-1951

- | | |
|---------|--------------------------|
| 11-5-91 | AS BUILT BY BP 21 |
| 9-27-91 | AS BUILT BY BP-31 |
| 9-27-91 | AS BUILT BY BP-20 |
| 9-27-91 | AS BUILT BY BP-17 |
| 6-11-90 | BULLETIN #6 BP #20 |
| | ADDENDUM TO BP #21 |
| 6-11-90 | BULLETIN #2 BP#17 |
| 3-14-90 | ADDENDUM BID PACKAGE #17 |
| D. DATE | ITEM |



SHEETS



MEYER & ALLEN ASSOCIATES
ARCHITECTS
PLANNERS

2690 Beachwood Drive
Los Angeles, California 90068
(213) 467-7151

These drawings are instruments of service and are the property of Meyer & Allen Associates. All designs and other information on the drawings are for use on the specified project and shall not be used without expressed written permission of Meyer & Allen Associates.

Copyright 1989, Meyer & Allen Associates
All Rights Reserved

APPROVED BY

Kurt W. Meyer, FAIA
Architect C-1551

HayakawaAssociates
CONSULTING ENGINEERS

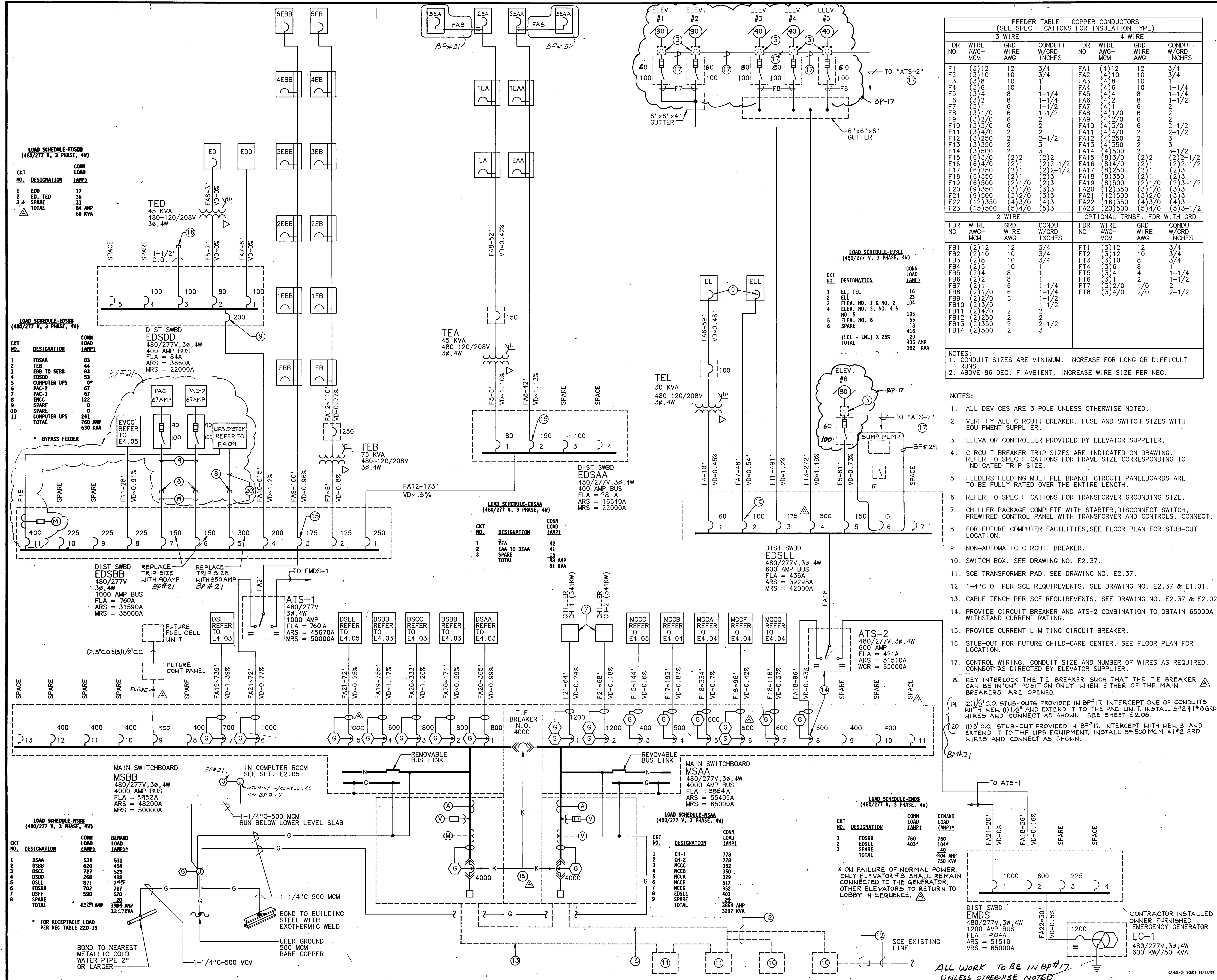
1180 SO. BEVERLY DRIVE
LOS ANGELES, CALIF. 90035
PHONE (213) 679-4477

11-5-91 AS BUILT BY BP 21
9-27-91 AS BUILT BY BP 21
9-27-91 AS BUILT BY BP 20
9-27-91 AS BUILT BY BP 17
3-4-91 BULLETIN #38, BP #21
3-14-90 ADDENDUM BID PACKAGE #17

NO. DATE ITEM

S.C.A.Q.M.D.
Headquarters Facility
Diamond Bar, California

DRAWN BY CAD JOB NUMBER
CHECKED BY [275.01]
DATE
SHEET TITLE
SHEET
E4.03
OF SHEETS



FEEDER TABLE - COPPER CONDUCTORS (SEE SPECIFICATIONS FOR INSULATION TYPE)											
3 WIRE						4 WIRE					
FDR NO	WIRE AWG-MCM	GRD WIRE AWG	CONDUIT W/GRD INCHES	FDR NO	WIRE AWG-MCM	GRD WIRE AWG	CONDUIT W/GRD INCHES	FDR NO	WIRE AWG-MCM	GRD WIRE AWG	CONDUIT W/GRD INCHES
F1	(3)12	12	3/4	FA1	(4)12	12	3/4	F1	(3)12	12	3/4
F2	(3)10	10	3/4	FA2	(4)10	10	3/4	F2	(3)10	10	3/4
F3	(3)8	8	1	FA3	(4)8	8	1	F3	(3)8	8	1
F4	(3)6	6	1	FA4	(4)6	6	1	F4	(3)6	6	1
F5	(3)4	4	1-1/4	FA5	(4)4	4	1-1/4	F5	(3)4	4	1-1/4
F6	(3)2	2	1-1/4	FA6	(4)2	2	1-1/4	F6	(3)2	2	1-1/4
F7	(3)1	1	1-1/2	FA7	(4)1	1	1-1/2	F7	(3)1	1	1-1/2
F8	(3)1/0	1/0	1-1/2	FA8	(4)1/0	1/0	1-1/2	F8	(3)1/0	1/0	1-1/2
F9	(3)2/0	2/0	2	FA9	(4)2/0	2/0	2	F9	(3)2/0	2/0	2
F10	(3)3/0	3/0	2	FA10	(4)3/0	3/0	2	F10	(3)3/0	3/0	2
F11	(3)4/0	4/0	2	FA11	(4)4/0	4/0	2	F11	(3)4/0	4/0	2
F12	(3)250	250	2-1/2	FA12	(4)250	250	2-1/2	F12	(3)250	250	2-1/2
F13	(3)350	350	3	FA13	(4)350	350	3	F13	(3)350	350	3
F14	(3)500	500	3	FA14	(4)500	500	3	F14	(3)500	500	3
F15	(3)3/0	(2)2	(2)2	FA15	(8)3/0	(2)2	(2)2-1/2	F15	(3)3/0	(2)2	(2)2-1/2
F16	(3)4/0	(2)1	(2)2-1/2	FA16	(8)4/0	(2)1	(2)2-1/2	F16	(3)4/0	(2)1	(2)2-1/2
F17	(3)250	(2)1	(2)2-1/2	FA17	(8)250	(2)1	(2)2	F17	(3)250	(2)1	(2)2
F18	(3)350	(2)1	(2)2	FA18	(8)350	(2)1	(2)2	F18	(3)350	(2)1	(2)2
F19	(3)500	(2)1/0	(2)3	FA19	(8)500	(2)1/0	(2)3	F19	(3)500	(2)1/0	(2)3
F20	(3)350	(3)1/0	(3)3	FA20	(12)350	(3)1/0	(3)3-1/2	F20	(3)350	(3)1/0	(3)3-1/2
F21	(9)500	(3)2/0	(3)3	FA21	(12)500	(3)2/0	(3)3	F21	(9)500	(3)2/0	(3)3
F22	(12)350	(4)3/0	(4)3	FA22	(16)350	(4)3/0	(4)3	F22	(12)350	(4)3/0	(4)3
F23	(15)500	(5)4/0	(5)3	FA23	(20)500	(5)4/0	(5)3-1/2	F23	(15)500	(5)4/0	(5)3-1/2

OPTIONAL TRNSF. FDR WITH GRD											
FDR NO	WIRE AWG-MCM	GRD WIRE AWG	CONDUIT W/GRD INCHES	FDR NO	WIRE AWG-MCM	GRD WIRE AWG	CONDUIT W/GRD INCHES	FDR NO	WIRE AWG-MCM	GRD WIRE AWG	CONDUIT W/GRD INCHES
FB1	(2)12	12	3/4	FT1	(3)12	12	3/4	FB1	(2)12	12	3/4
FB2	(2)10	10	3/4	FT2	(3)10	10	3/4	FB2	(2)10	10	3/4
FB3	(2)8	8	1	FT3	(3)8	8	1	FB3	(2)8	8	1
FB4	(2)6	6	1	FT4	(3)6	6	1	FB4	(2)6	6	1
FB5	(2)4	4	1	FT5	(3)4	4	1-1/4	FB5	(2)4	4	1-1/4
FB6	(2)2	2	1	FT6	(3)2	2	1-1/2	FB6	(2)2	2	1-1/2
FB7	(2)1	1	1-1/4	FT7	(3)2/0	1/0	2	FB7	(2)1	1	1-1/4
FB8	(2)1/0	1/0	1-1/4	FT8	(3)4/0	2/0	2-1/2	FB8	(2)1/0	1/0	1-1/4
FB9	(2)3/0	3/0	1-1/2								
FB10	(2)4/0	4/0	2								
FB11	(2)250	250	2-1/2								
FB12	(2)350	350	3								
FB13	(2)500	500	3								
FB14	(2)500	500	3								

- NOTES:
1. ALL DEVICES ARE 3 POLE UNLESS OTHERWISE NOTED.
 2. VERIFY ALL CIRCUIT BREAKER, FUSE AND SWITCH SIZES WITH EQUIPMENT SUPPLIER.
 3. ELEVATOR CONTROLLER PROVIDED BY ELEVATOR SUPPLIER.
 4. CIRCUIT BREAKER TRIP SIZES ARE INDICATED ON DRAWING. REFER TO SPECIFICATIONS FOR FRAME SIZE CORRESPONDING TO INDICATED TRIP SIZE.
 5. FEEDERS FEEDING MULTIPLE BRANCH CIRCUIT PANELBOARDS ARE TO BE FULLY RATED OVER THE ENTIRE LENGTH.
 6. REFER TO SPECIFICATIONS FOR TRANSFORMER GROUNDING SIZE.
 7. CHILLER PACKAGE COMPLETE WITH STARTER, DISCONNECT SWITCH, PREWIRED CONTROL PANEL WITH TRANSFORMER AND CONTROLS. CONNECT.
 8. FOR FUTURE COMPUTER FACILITIES, SEE FLOOR PLAN FOR STUB-OUT LOCATION.
 9. NON-AUTOMATIC CIRCUIT BREAKER.
 10. SWITCH BOX. SEE DRAWING NO. E2.37.
 11. SCE TRANSFORMER PAD. SEE DRAWING NO. E2.37.
 12. 1-4"C.O. PER SCE REQUIREMENTS. SEE DRAWING NO. E2.37 & E1.01.
 13. CABLE TENCH PER SCE REQUIREMENTS. SEE DRAWING NO. E2.37 & E2.02.
 14. PROVIDE CIRCUIT BREAKER AND ATS-2 COMBINATION TO OBTAIN 65000A WITHSTAND CURRENT RATING.
 15. PROVIDE CURRENT LIMITING CIRCUIT BREAKER.
 16. STUB-OUT FOR FUTURE CHILD-CARE CENTER. SEE FLOOR PLAN FOR LOCATION.
 17. CONTROL WIRING. CONDUIT SIZE AND NUMBER OF WIRES AS REQUIRED. CONNECT AS DIRECTED BY ELEVATOR SUPPLIER.
 18. KEY INTERLOCK THE TIE BREAKER SUCH THAT THE TIE BREAKER CAN BE IN "ON" POSITION ONLY WHEN EITHER OF THE MAIN BREAKERS ARE OPENED.
 19. (2)1/2"C.O. STUB-OUTS PROVIDED IN BP#17. INTERCEPT ONE OF CONDUITS WITH NEW (1)1/2" AND EXTEND IT TO THE PAC UNIT. INSTALL 3#21#8GRD WIRES AND CONNECT AS SHOWN. SEE SHEET E2.06.
 20. (1)3/4"C.O. STUB-OUT PROVIDED IN BP#17. INTERCEPT WITH NEW 3/4" AND EXTEND IT TO THE UPS EQUIPMENT. INSTALL 3#500MCM #12 GRD WIRES AND CONNECT AS SHOWN.


MEYER & ALLEN ASSOCIATES
ARCHITECTS
PLANNERS
2690 Beachwood Drive
Los Angeles, California 90068
(213) 467-7151

These drawings are instruments of service and are the property of Meyer & Allen Associates. All designs and other information on the drawings are for use on the specified project and shall not be used without expressed written permission of Meyer & Allen Associates.
Copyright 1989, Meyer & Allen Associates
All Rights Reserved

APPROVED BY

Kurt W. Meyer, FAIA
Architect C-1951

HayakawaAssociates
CONSULTING ENGINEERS
1180 SO. BEVERLY DRIVE
LOS ANGELES, CALIF 90035
PHONE (213) 879-4477



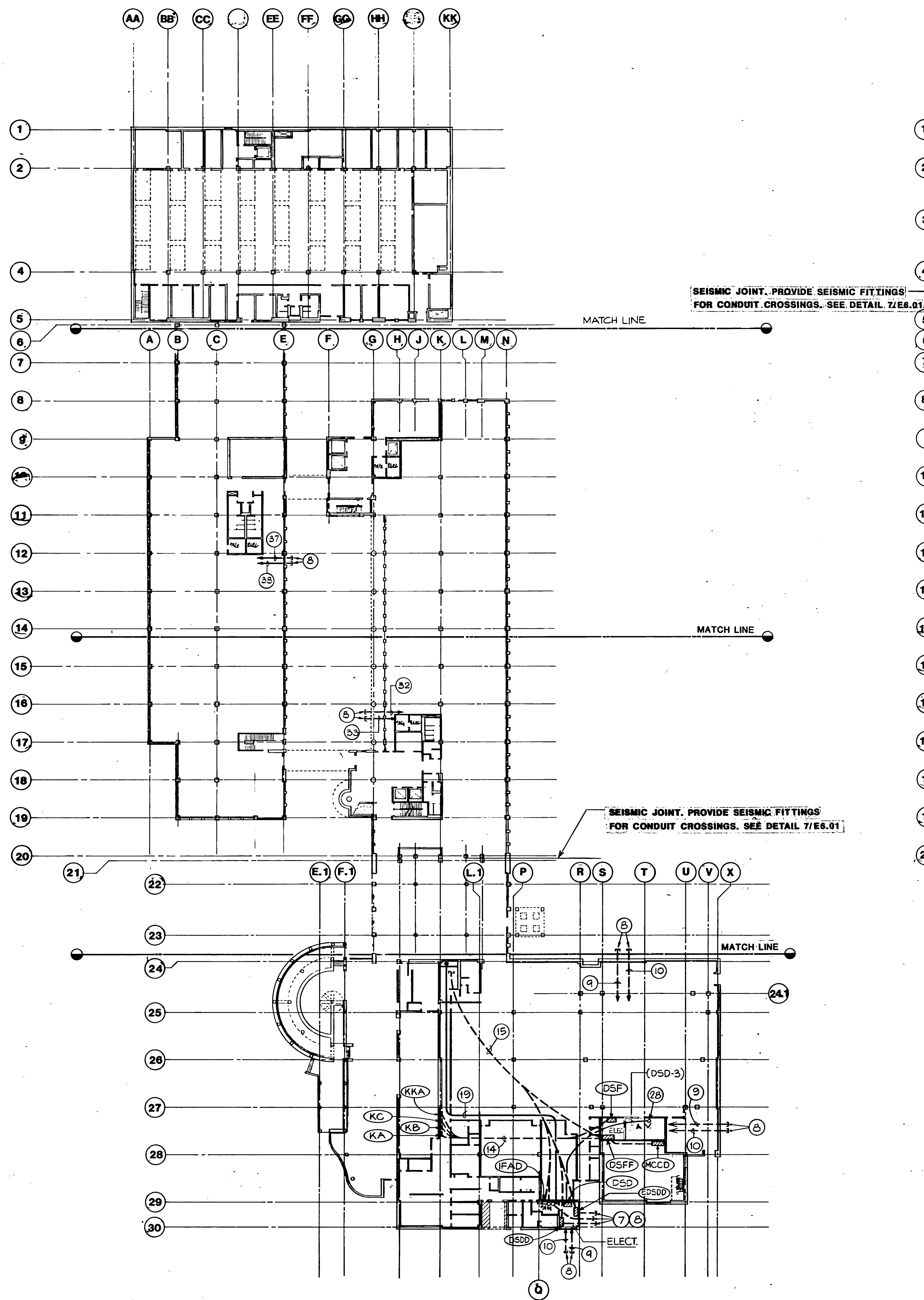
	11-9-91	AS BUILT BY BP 21
	7-27-91	AS BUILT BY BP-31
	7-27-91	AS BUILT BY BP-17
A	3-14-90	ADDENDUM BID PACKAGE #17
NO.	DATE	ITEM

S.C.A.Q.M.D.
Headquarters Facility
Diamond Bar, California

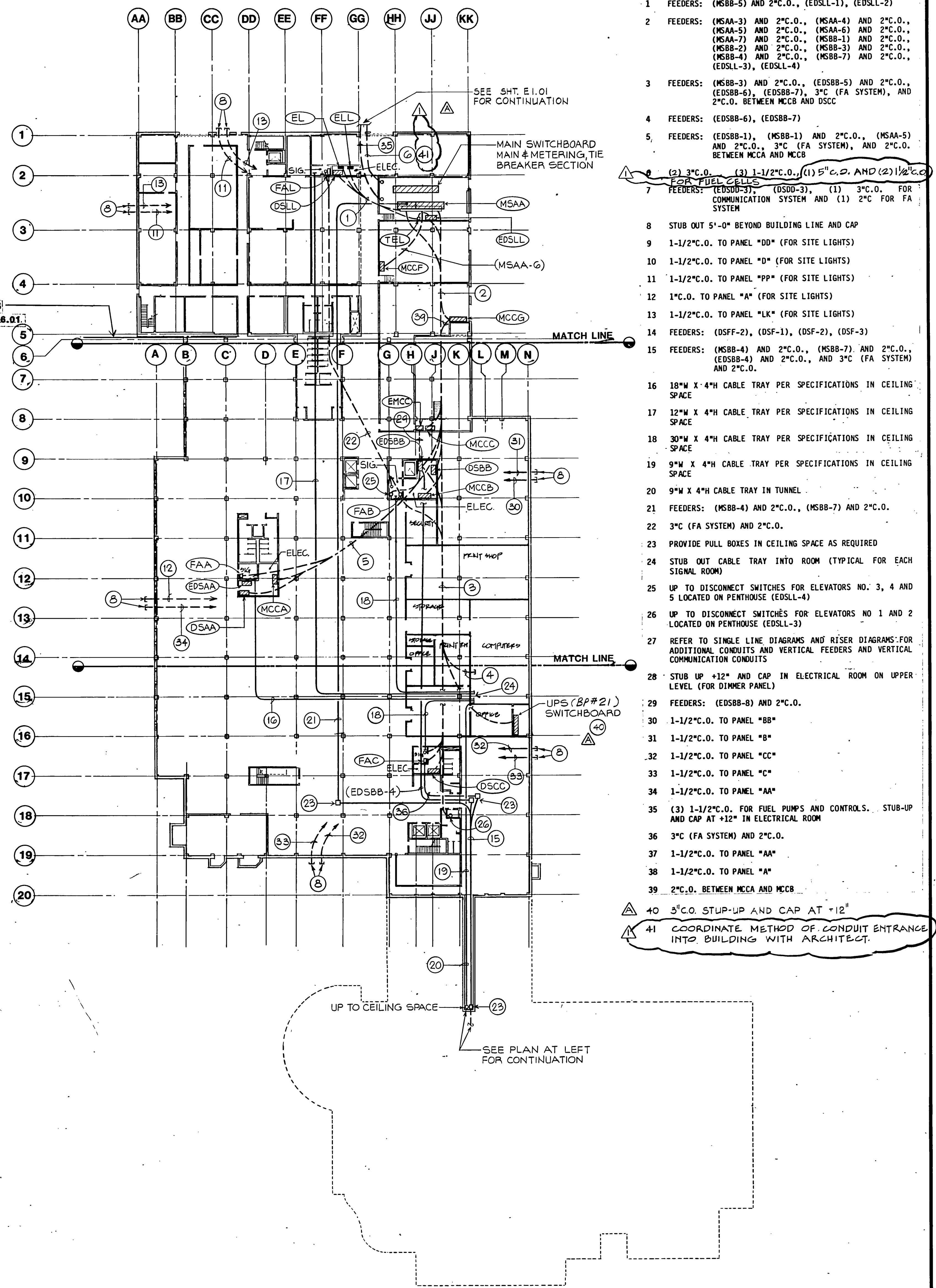
DRAWN BY CAD
CHECKED BY
DATE
SHEET TITLE

JOB NUMBER
275.01

SINGLE LINE DIAGRAM I
BID PACKAGE #17, #21, #31
SHEET
E4.02
OF SHEETS



B **27 FIRST FLOOR PLAN**
SCALE 1/32" = 1' - 0"



A **27 LOWER LEVEL PLAN**
SCALE 1/32" = 1' - 0"

- NOTES**
- 1 FEEDERS: (MSBB-5) AND 2" C.O., (EDSL-1), (EDSL-2)
 - 2 FEEDERS: (MSAA-3) AND 2" C.O., (MSAA-4) AND 2" C.O., (MSAA-5) AND 2" C.O., (MSAA-6) AND 2" C.O., (MSAA-7) AND 2" C.O., (MSBB-1) AND 2" C.O., (MSBB-2) AND 2" C.O., (MSBB-3) AND 2" C.O., (MSBB-4) AND 2" C.O., (MSBB-7) AND 2" C.O., (EDSL-3), (EDSL-4)
 - 3 FEEDERS: (MSBB-3) AND 2" C.O., (EDSBB-5) AND 2" C.O., (EDSBB-6), (EDSBB-7), 3" (FA SYSTEM), AND 2" C.O. BETWEEN MCCB AND DSCC
 - 4 FEEDERS: (EDSBB-6), (EDSBB-7)
 - 5 FEEDERS: (EDSBB-1), (MSBB-1) AND 2" C.O., (MSAA-5) AND 2" C.O., 3" (FA SYSTEM), AND 2" C.O. BETWEEN MCCA AND MCCB
 - 6 (2) 3" C.O. (3) 1-1/2" C.O., (1) 5" C.O. AND (2) 1-1/2" C.O. FOR FUEL CELLS
 - 7 FEEDERS: (EDSBB-3), (DSD-3), (1) 3" C.O. FOR COMMUNICATION SYSTEM AND (1) 2" C.O. FOR FA SYSTEM
 - 8 STUB OUT 5'-0" BEYOND BUILDING LINE AND CAP
 - 9 1-1/2" C.O. TO PANEL "DD" (FOR SITE LIGHTS)
 - 10 1-1/2" C.O. TO PANEL "D" (FOR SITE LIGHTS)
 - 11 1-1/2" C.O. TO PANEL "PP" (FOR SITE LIGHTS)
 - 12 1" C.O. TO PANEL "A" (FOR SITE LIGHTS)
 - 13 1-1/2" C.O. TO PANEL "LK" (FOR SITE LIGHTS)
 - 14 FEEDERS: (DSFF-2), (DSF-1), (DSF-2), (DSF-3)
 - 15 FEEDERS: (MSBB-4) AND 2" C.O., (MSBB-7) AND 2" C.O., (EDSBB-4) AND 2" C.O., AND 3" (FA SYSTEM) AND 2" C.O.
 - 16 18" W X 4" H CABLE TRAY PER SPECIFICATIONS IN CEILING SPACE
 - 17 12" W X 4" H CABLE TRAY PER SPECIFICATIONS IN CEILING SPACE
 - 18 30" W X 4" H CABLE TRAY PER SPECIFICATIONS IN CEILING SPACE
 - 19 9" W X 4" H CABLE TRAY PER SPECIFICATIONS IN CEILING SPACE
 - 20 9" W X 4" H CABLE TRAY IN TUNNEL
 - 21 FEEDERS: (MSBB-4) AND 2" C.O., (MSBB-7) AND 2" C.O.
 - 22 3" (FA SYSTEM) AND 2" C.O.
 - 23 PROVIDE PULL BOXES IN CEILING SPACE AS REQUIRED
 - 24 STUB OUT CABLE TRAY INTO ROOM (TYPICAL FOR EACH SIGNAL ROOM)
 - 25 UP TO DISCONNECT SWITCHES FOR ELEVATORS NO. 3, 4 AND 5 LOCATED ON PENTHOUSE (EDSL-4)
 - 26 UP TO DISCONNECT SWITCHES FOR ELEVATORS NO. 1 AND 2 LOCATED ON PENTHOUSE (EDSL-3)
 - 27 REFER TO SINGLE LINE DIAGRAMS AND RISER DIAGRAMS FOR ADDITIONAL CONDUITS AND VERTICAL FEEDERS AND VERTICAL COMMUNICATION CONDUITS
 - 28 STUB UP +12" AND CAP IN ELECTRICAL ROOM ON UPPER LEVEL (FOR DIMMER PANEL)
 - 29 FEEDERS: (EDSBB-8) AND 2" C.O.
 - 30 1-1/2" C.O. TO PANEL "BB"
 - 31 1-1/2" C.O. TO PANEL "B"
 - 32 1-1/2" C.O. TO PANEL "CC"
 - 33 1-1/2" C.O. TO PANEL "C"
 - 34 1-1/2" C.O. TO PANEL "AA"
 - 35 (3) 1-1/2" C.O. FOR FUEL PUMPS AND CONTROLS. STUB-UP AND CAP AT +12" IN ELECTRICAL ROOM
 - 36 3" (FA SYSTEM) AND 2" C.O.
 - 37 1-1/2" C.O. TO PANEL "AA"
 - 38 1-1/2" C.O. TO PANEL "A"
 - 39 2" C.O. BETWEEN MCCA AND MCCB
 - 40 3" C.O. STUB-UP AND CAP AT +12"
 - 41 COORDINATE METHOD OF CONDUIT ENTRANCE INTO BUILDING WITH ARCHITECT.

MEYER & ALLEN ASSOCIATES
ARCHITECTS
PLANNERS

2690 Beachwood Drive
Los Angeles, California 90068
(213) 467-7151


These drawings are instruments of service and are the property of Meyer & Allen Associates. All designs and other information on the drawings are for use on the specified project and shall not be used without expressed written permission of Meyer & Allen Associates.
Copyright 1989, Meyer & Allen Associates
All Rights Reserved

APPROVED BY

Kurt W. Meyer, FAIA
Architect C-1951

HayakawaAssociates
CONSULTING ENGINEERS

1180 SO. BEVERLY DRIVE
LOS ANGELES, CALIF. 90035
PHONE (213) 879-4477



4-27-91	AS BUILT BY BP-17
1-22-91	BULLETIN # 9 BP # 17
3-14-90	ADDENDUM BID PACKAGE #17
NO. DATE	ITEM



S.C.A.Q.M.D.
Headquarters Facility
Diamond Bar, California

DRAWN BY N.N.	JOB NUMBER
CHECKED BY	275.01
DATE 2-26-90	
SHEET TITLE	
POWER AND SIGNAL DISTRIBUTION PLAN	
BID PACKAGE #17	
SHEET	
E4.01	
OF SHEETS	


These drawings are instruments of service and are the property of Meyer & Allen Associates. All designs and other information on the drawings are for use on the specified project and shall not be used without expressed written permission of Meyer & Allen Associates.
Copyright 1989, Meyer & Allen Associates
All Rights Reserved

APPROVED BY

Kurt W. Meyer, FAIA
Architect C-1951

HayakawaAssociates
CONSULTING ENGINEERS

1180 SO. BEVERLY DRIVE
LOS ANGELES, CALIF 90035
PHONE (213) 879-4477



11-9-91	AS BUILT BY BP 21
4-27-91	AS BUILT BY BP 20
9-27-91	AS BUILT BY BP 17
* 8-31-92	BULLETIN TO BP#21
NO.	DATE
	ITEM



S.C.A.Q.M.D.
Headquarters Facility
Diamond Bar, California

DRAWN BY	JOB NUMBER
CHECKED BY	275.01.00
DATE	

SHEET TITLE
PARTIAL POWER PLAN - MAIN LOBBY

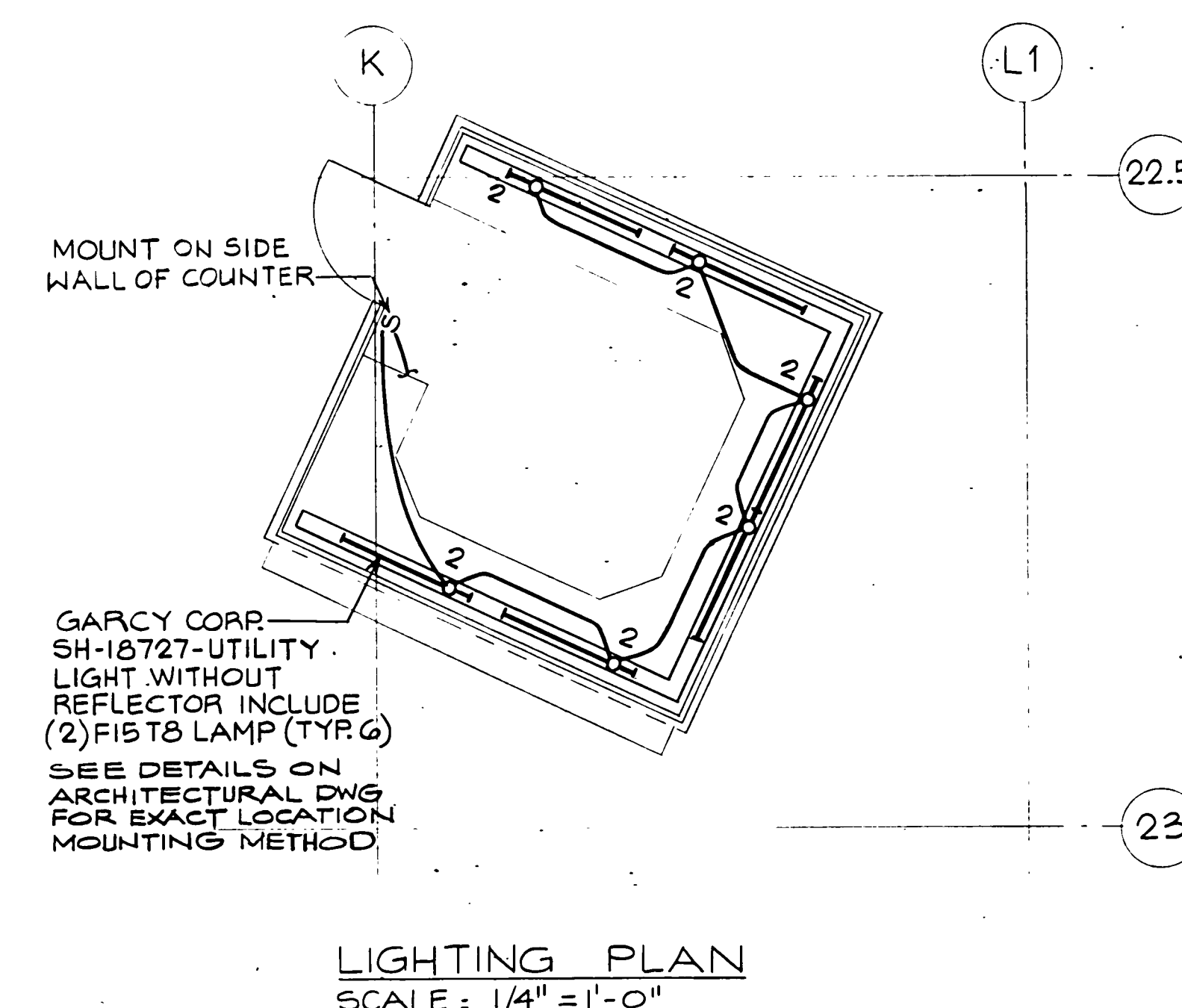
BID PACKAGE #21	17
SHEET	

E2.38

OF SHEETS

NOTES

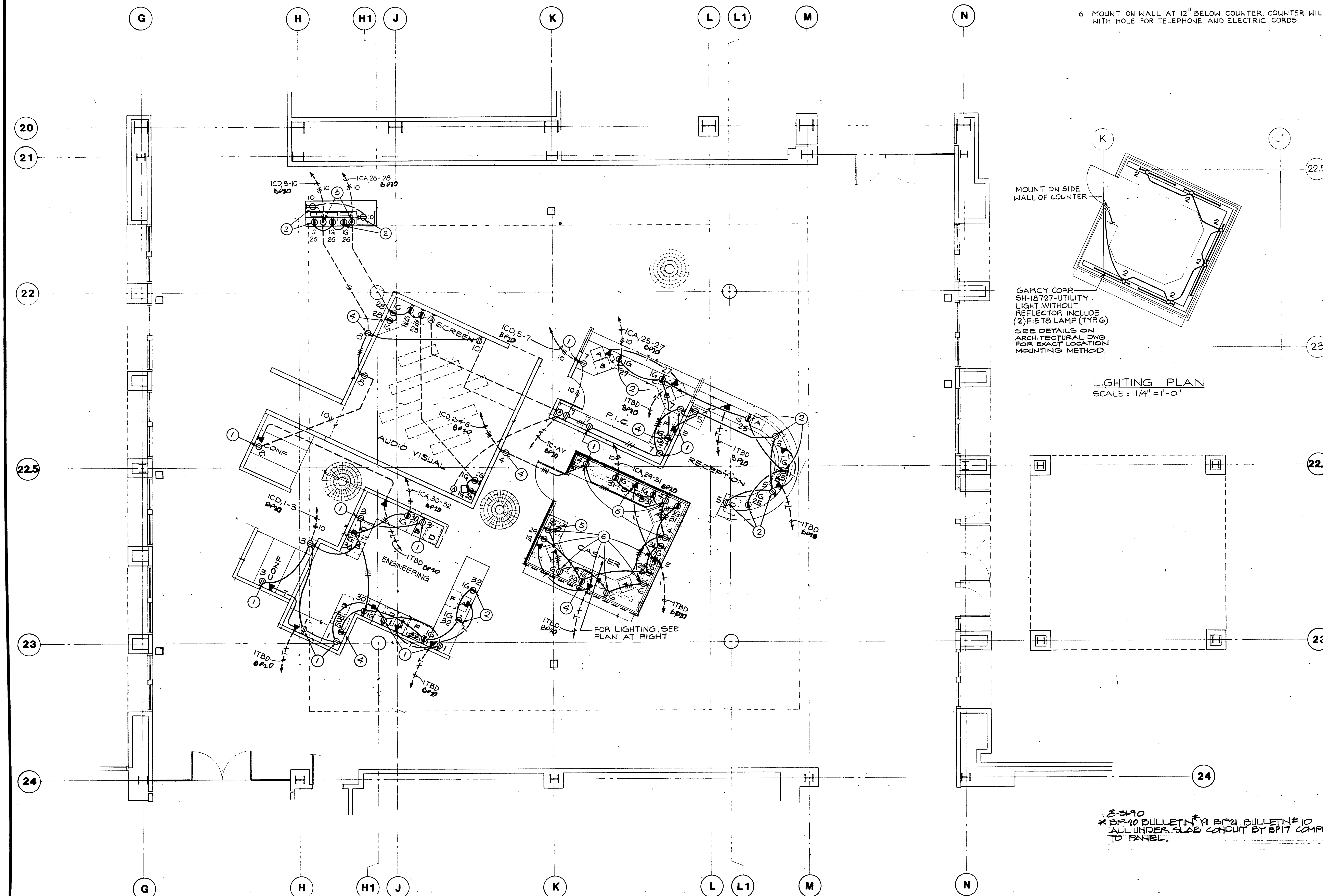
- 1 ABOVE COUNTER VERIFY MOUNTING HEIGHT.
- 2 VERIFY EXACT LOCATION AND MOUNTING METHOD WITH ARCHITECTS.
- 3 PROVIDE CONDUIT ELBOW WITH FLUSH BRASS COUPLING FOR EXTENSION ABOVE FLOOR.
- 4 ALL OUTLETS ON LOW PARTITION WALL TO BE MOUNTED AT +12" UNLESS OTHERWISE NOTED.
- 5 FOR CONTINUATION SEE LIGHTING PLAN AT RIGHT.
- 6 MOUNT ON WALL AT 12" BELOW COUNTER, COUNTER WILL BE PROVIDED WITH HOLE FOR TELEPHONE AND ELECTRIC CORDS.



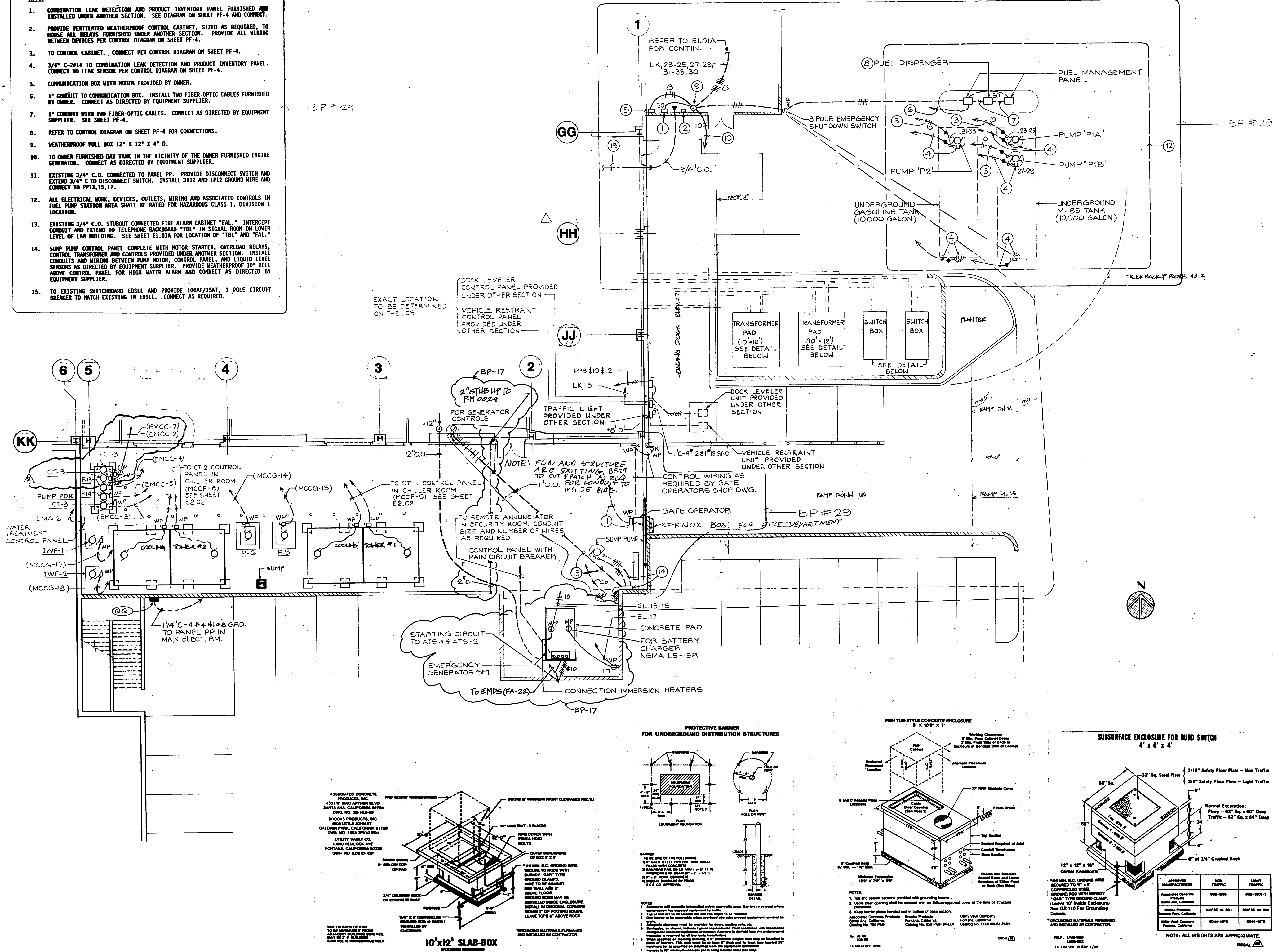
PARTIAL POWER PLAN - MAIN LOBBY

SCALE: 1/4" = 1'-0"

8-31-90
* BP#10 BULLETIN#19 BP#21 BULLETIN#10
ALL UNDER SLAB CONDUIT BY BP#17 COMPLETE TO PANEL.



1. COMBINATION LEAK DETECTION AND PRODUCT INVENTORY PANEL FURNISHED AND INSTALLED UNDER ANOTHER SECTION. SEE DIAGRAM ON SHEET PF-4 AND CONNECT.
2. PROVIDE VENTILATED WEATHERPROOF CONTROL CABINET, SIZED AS REQUIRED, TO HOUSE ALL RELAYS FURNISHED UNDER ANOTHER SECTION. PROVIDE ALL WIRING BETWEEN DEVICES PER CONTROL DIAGRAM ON SHEET PF-4.
3. TO CONTROL CABINET. . . CONNECT PER CONTROL DIAGRAM ON SHEET PF-4.
4. 3/4" x 2-21/4" TO COMBINATION LEAK DETECTION AND PRODUCT INVENTORY PANEL. CONNECT TO LEAK SENSOR PER CONTROL DIAGRAM ON SHEET PF-4.
5. COMMUNICATION BOX WITH MODEN PROVIDED BY OWNER.
6. 1" CONDUIT TO COMMUNICATION BOX. . . INSTALL TWO FIBER-OPTIC CABLES FURNISHED BY OWNER. . . CONNECT AS DIRECTED BY EQUIPMENT SUPPLIER.
7. 1" CONDUIT WITH TWO FIBER-OPTIC CABLES. . . CONNECT AS DIRECTED BY EQUIPMENT SUPPLIER. . . SEE SHEET PF-4.
8. REFER TO CONTROL DIAGRAM ON SHEET PF-4 FOR CONNECTIONS.
9. WEATHERPROOF PULL BOX 12" X 12" X 4" B.
10. TO OWNER FURNISHED DAY TANK IN THE VICINITY OF THE OWNER FURNISHED ENGINE GENERATOR. . . CONNECT AS DIRECTED BY EQUIPMENT SUPPLIER.
11. EXISTING 3/4" C.O. CONNECTED TO PANEL PP. PROVIDE DISCONNECT SWITCH AND EXTEND 3/4" C TO DISCONNECT SWITCH. . . INSTALL 3/12 AND 1/12 GROUND WIRE AND CONNECT TO PP13,15,17.
12. ALL ELECTRICAL WORK, DEVICES, OUTLETS, WIRING AND ASSOCIATED CONTROLS IN FUEL PUMP STATION AREA SHALL BE RATED FOR HAZARDOUS CLASS 1, DIVISION 1 LOCATION.
13. EXISTING 3/4" C.O. STUBOUT CONNECTED FIRE ALARM CABINET "FAL" . . . INTERCEPT CONDUIT AND EXTEND TO TELEPHONE BACKBOARD "TBL" IN SIGNAL ROOM ON LOWER LEVEL OF LAB BUILDING. . . SEE SHEET E1.01A FOR LOCATION OF "TBL" and "FAL".
14. SUMP PUMP CONTROL PANEL COMPLETE WITH MOTOR STARTER, OVERLOAD RELAYS, CONTROL TRANSFORMER AND CONTROLS PROVIDED UNDER ANOTHER SECTION. . . INSTALL CONDUITS AND WIRING BETWEEN PUMP MOTOR, CONTROL PANEL, AND LIQUID LEVEL SENSORS AS DIRECTED BY EQUIPMENT SUPPLIER. . . PROVIDE WEATHERPROOF 10" BELL ABOVE CONTROL PANEL FOR HIGH WATER ALARM AND CONNECT AS DIRECTED BY EQUIPMENT SUPPLIER.
15. TO EXISTING SWITCHBOARD EDSL1 AND PROVIDE 100AF/15AT, 3 POLE CIRCUIT BREAKER TO MATCH EXISTING IN EDSL1. . . CONNECT AS REQUIRED.



PARTIAL POWER PLAN
SCALE: $1/8" = 1'-0"$

ALL WORK TO BE IN EP #17
UNLESS OTHERWISE NOTED

	12-18-91	AS BUILT BY BP 29
	11-5-91	AS BUILT BY BP 21
	9-27-91	AS BUILT BY BP-17
2	5-3-91	BULLETIN #50 BP # 21
1	10-3-90	BULLETIN #8 BP #17
NO	DATE	ITEM



S.C.A.Q.M.D.
Headquarters Facility
Diamond Bar, California

JOB NUMBER

5780

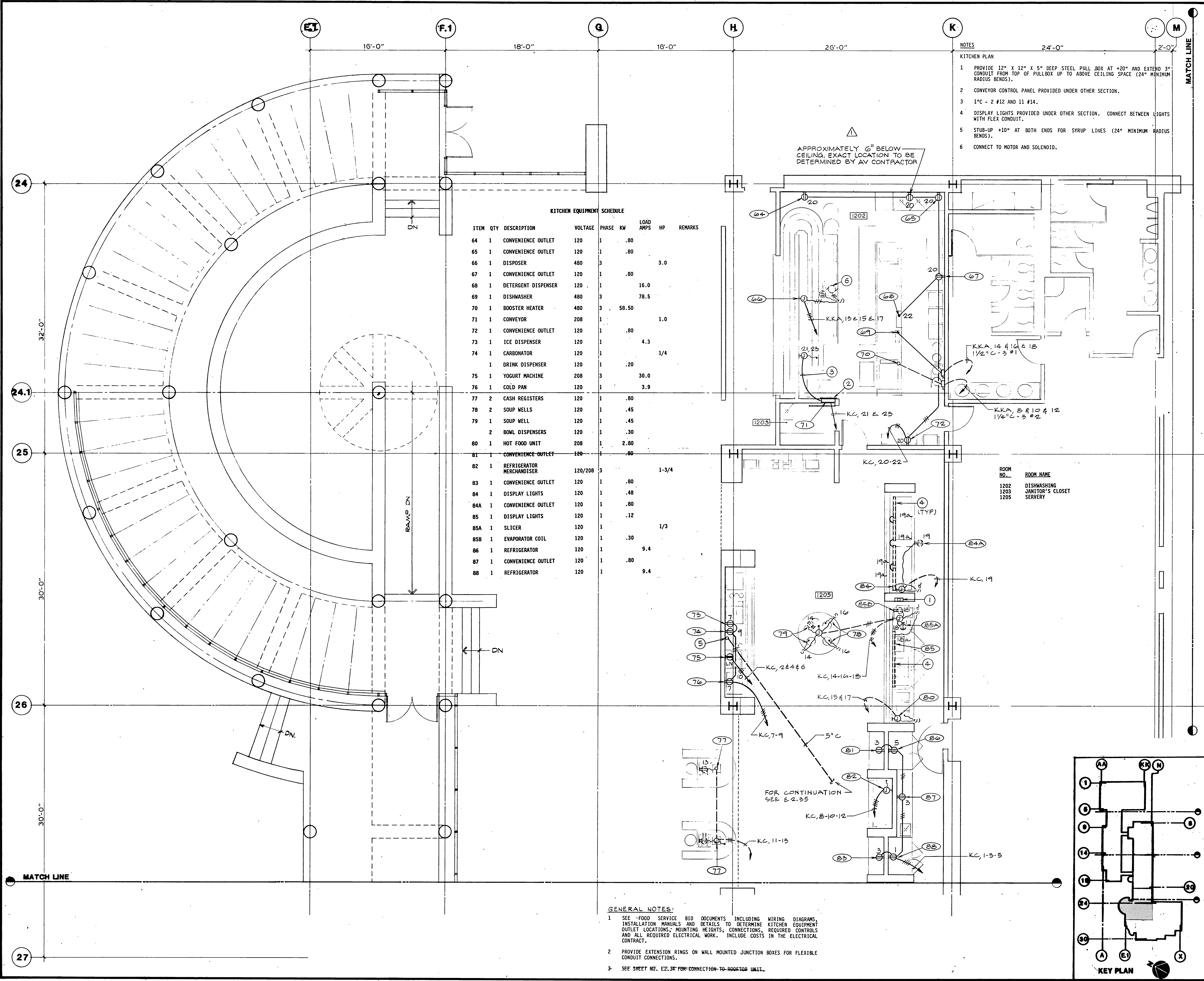
275.0

- GENERATOR AREA
BID PACKAGE #17, #21, #29

SHEET

E2.37

OF SHEETS



24
24.1
25
26
27

E.1 F.1 Q H K M

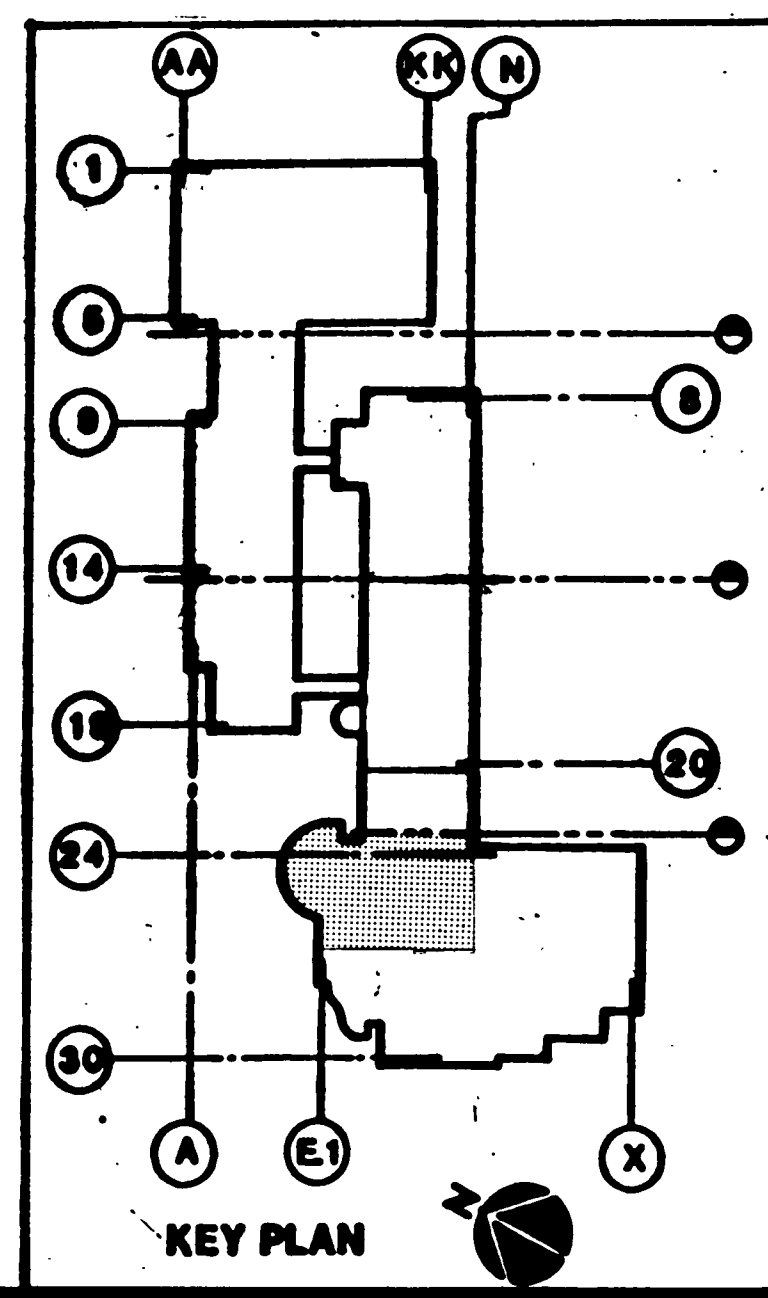
KITCHEN EQUIPMENT SCHEDULE

ITEM	QTY	DESCRIPTION	VOLTAGE	PHASE	KW	LOAD AMPS	HP	REMARKS
64	1	CONVENIENCE OUTLET	120	1	.80			
65	1	CONVENIENCE OUTLET	120	1	.80			
66	1	DISPOSER	480	3			3.0	
67	1	CONVENIENCE OUTLET	120	1	.80			
68	1	DETERGENT DISPENSER	120	1		16.0		
69	1	DISHWASHER	480	3		78.5		
70	1	BOOSTER HEATER	480	3	58.50			
71	1	CONVEYOR	208	1			1.0	
72	1	CONVENIENCE OUTLET	120	1	.80			
73	1	ICE DISPENSER	120	1		4.3		
74	1	CARBONATOR	120	1			1/4	
	1	DRINK DISPENSER	120	1	.20			
75	1	YOGURT MACHINE	208	3		30.0		
76	1	COLD PAN	120	1		3.9		
77	2	CASH REGISTERS	120	1	.80			
78	2	SOUP WELLS	120	1	.45			
79	1	SOUP WELL	120	1	.45			
	2	BOWL DISPENSERS	120	1	.30			
80	1	HOT FOOD UNIT	208	1	2.80			
81	1	CONVENIENCE OUTLET	120	1	.80			
82	1	REFRIGERATOR MERCHANDISER	120/208	3			1-3/4	
83	1	CONVENIENCE OUTLET	120	1	.80			
84	1	DISPLAY LIGHTS	120	1	.48			
84A	1	CONVENIENCE OUTLET	120	1	.80			
85	1	DISPLAY LIGHTS	120	1	.12			
85A	1	SLICER	120	1			1/3	
85B	1	EVAPORATOR COIL	120	1	.30			
86	1	REFRIGERATOR	120	1		9.4		
87	1	CONVENIENCE OUTLET	120	1	.80			
88	1	REFRIGERATOR	120	1		9.4		

- NOTES**
- KITCHEN PLAN**
- 1 PROVIDE 12" X 12" X 5" DEEP STEEL PULL BOX AT +20" AND EXTEND 3" CONDUIT FROM TOP OF PULLBOX UP TO ABOVE CEILING SPACE (24" MINIMUM RADIUS BENDS).
 - 2 CONVEYOR CONTROL PANEL PROVIDED UNDER OTHER SECTION.
 - 3 1" C - 2 #12 AND 11 #14.
 - 4 DISPLAY LIGHTS PROVIDED UNDER OTHER SECTION. CONNECT BETWEEN LIGHTS WITH FLEX CONDUIT.
 - 5 STUB-UP +10" AT BOTH ENDS FOR SYRUP LINES (24" MINIMUM RADIUS BENDS).
 - 6 CONNECT TO MOTOR AND SOLENOID.

ROOM NO.	ROOM NAME
1202	DISHWASHING
1203	JANITOR'S CLOSET
1205	SERVARY

- GENERAL NOTES:**
- 1 SEE FOOD SERVICE BID DOCUMENTS INCLUDING WIRING DIAGRAMS, INSTALLATION MANUALS AND DETAILS TO DETERMINE KITCHEN EQUIPMENT OUTLET LOCATIONS, MOUNTING HEIGHTS, CONNECTIONS, REQUIRED CONTROLS AND ALL REQUIRED ELECTRICAL WORK. INCLUDE COSTS IN THE ELECTRICAL CONTRACT.
 - 2 PROVIDE EXTENSION RINGS ON WALL MOUNTED JUNCTION BOXES FOR FLEXIBLE CONDUIT CONNECTIONS.
 - 3 SEE SHEET NO. E2.34 FOR CONNECTION TO BOOSTER UNIT.



MEYER & ALLEN ASSOCIATES
ARCHITECTS
PLANNERS

2000 Beverly Blvd.
Los Angeles, California 90035
(213) 467-7181


These drawings are instruments of service and are the property of Meyer & Allen Associates. All designs and other information on the drawings are for use on the specified project and shall not be used without expressed written permission of Meyer & Allen Associates.
Copyright 1989, Meyer & Allen Associates
All Rights Reserved

APPROVED BY

Kurt W. Meyer, FAIA
Architect C-1951

HayakawaAssociates
CONSULTING ENGINEERS

1180 SO. BEVERLY DRIVE
LOS ANGELES, CALIF. 90035
PHONE (213) 879-4477



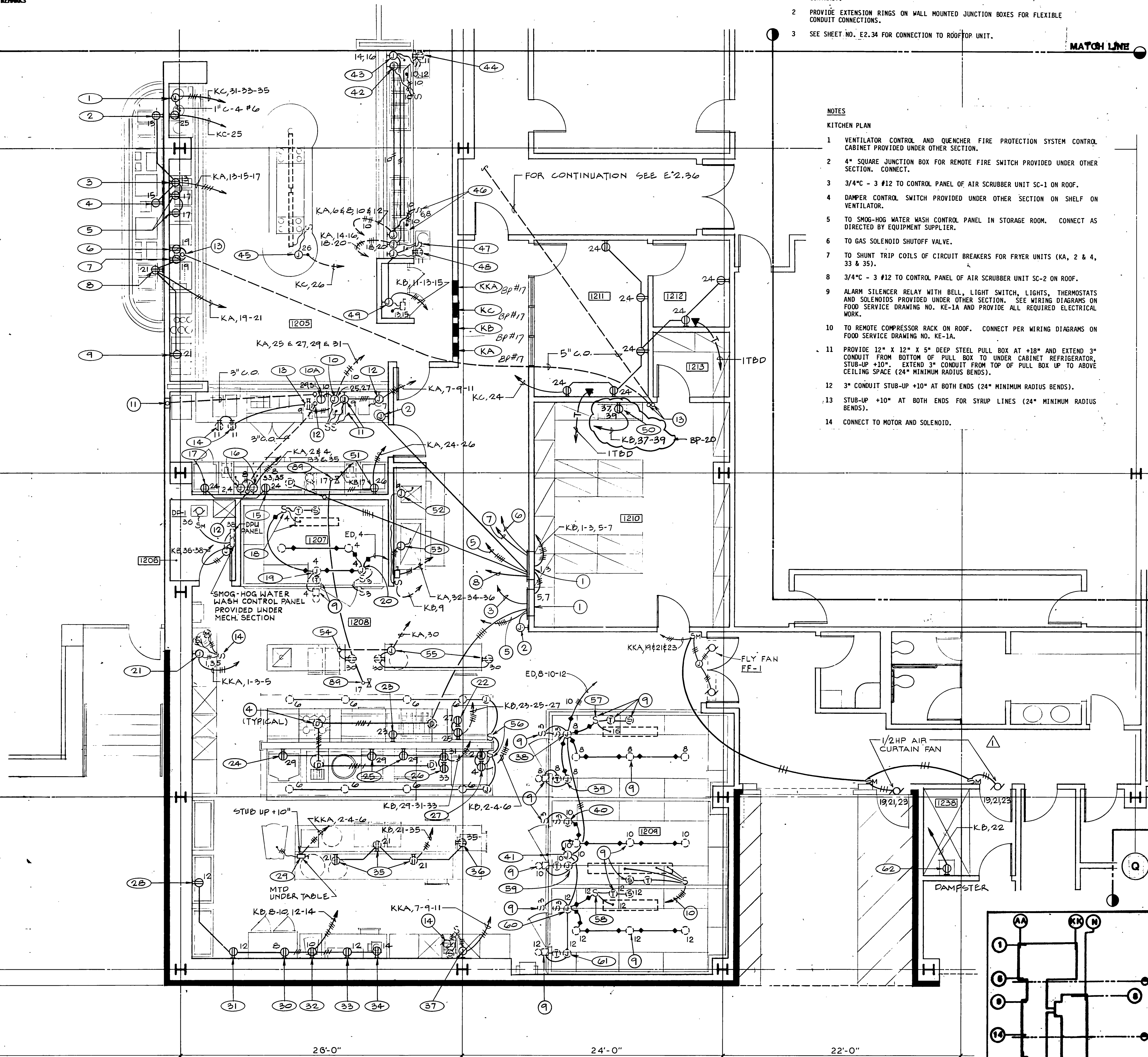
9-27-91	AS BUILT BY BP-20
5-23-91	BULLETIN #48 BP #20
NO.	DATE
	ITEM

S.C.A.Q.M.D.
Headquarters Facility
Diamond Bar, California

DRAWN BY Y.C.	JOB NUMBER
CHECKED BY	275.01
DATE 4-2-90	
SHEET TITLE	
KITCHEN PLAN	
BID PACKAGE #20	
SHEET	
E2.36	
OF SHEETS	

KITCHEN EQUIPMENT SCHEDULE

ITEM	QTY	DESCRIPTION	VOLTAGE	PHASE	KW	LOAD AMPS	HP	REMARKS
1	1	COFFEE URNS	120/208	3	15.00	7		
2	1	COLD PAN	120	1		3.9		
3	1	HOT CHOCOLATE DISPENSER	120	1	1.80			
4	1	WATER CHILLER	120	1			1/3	
5	2	JUICE DISPENSERS	120	1	.48			
6	1	CARBONATOR	120	1			1/4	
7	1	DRINK DISPENSER	120	1	.20			
8	1	ICE DISPENSER	120	1		4.3		
9	1	COLD PAN	120	1		3.9		
10	1	COLD PAN	120	1		3.9		
10	1	HOT FOOD UNIT	208	1	2.80			
10A	1	TOASTER	208	1	4.22			
11	1	HEAT LAMP	120/208	1	1.30			
12	2	PLATE DISPENSER	120	1	.30			
13	1	EVAPORATOR COIL	120	1	.30			
14	2	FRENCH FRY WARMER	120	1	.90			
15	1	EVAPORATOR COIL	120	1	.30			
16	2	FRYERS	208	1	5.75			
17	1	REFRIGERATOR/FREEZER	120	1		11.6		
18	1	EVAPORATOR COIL	120	1	.30			
19	1	TEMPERATURE ALARM	120	1	.20			
20	1	LIGHTS	120	1	.40			
21	1	DISPOSER	480	3		3		
22	2	CONVECTION OVEN	120	1		3/4		
23	1	FAT FILTER	120	1		1/2		
24	1	BRAISING PAN	120	1	3.00			
25	2	STEAMERS	120	1	.10			
26	2	CONVECTION OVENS	120	1		1/3		
27	2	CONVECTION OVENS	120	1		1/3		
28	1	CONVENIENCE OUTLET	120	1	.80			
29	1	MIXER	480	3		2		
30	1	REFRIGERATOR	120	1		9.4		
31	1	CONVENIENCE OUTLET	120	1	.80			
32	1	MIXER	120	1		1/2		
33	1	CONVENIENCE OUTLET	120	1	.80			
34	1	FOOD PROCESSOR	120	1		1/2		
35	3	CONVENIENCE OUTLETS	120	1	.80			
36	1	SLICER	120	1		1/3		
37	1	DISPOSER	480	3		1-1/2		
38	1	LIGHTS	120	1	.60			
39	1	TEMPERATURE ALARM	120	1	.20			
40	1	LIGHTS	120	1	.60			
41	1	DOOR HEATER	120	1	.50			
42	1	HOT FOOD UNIT	208	1	4.80			
43	1	HEAT LAMP	120/208	1	2.00			
44	1	HEATED PLATE DISPENSER	120	1	.80			
45	1	DISPLAY LIGHTS	120	1	.12			
46	1	HOT FOOD UNIT	208	1	4.80			
47	1	HEAT LAMP	120/208	1	2.00			
48	1	HEATED PLATE DISPENSER	120	1	.80			
49	1	HOOD FOOD CABINET	120/208	1	14.0			
50	1	SYRUP PUMPS	120	1	16.0			
51	1	REFRIGERATOR	120	1	7.0			
52	1	FLAKE ICE MAKER	120	1	15.7			
53	1	CUBE ICE MAKER	120/208	3	10.0			
54	1	CONVENIENCE OUTLET	120	1	.80			
55	2	CONVENIENCE OUTLETS	120	1	.80			
56	2	VENTILATOR LIGHTS	120	1	.80			
57	1	EVAPORATOR COIL	120	1	.36			
58	1	EVAPORATOR COIL	120	1	.36			
59	1	TEMPERATURE ALARM	120	1	.20			
60	1	LIGHTS	120	1	.60			
61	1	TEMPERATURE ALARM	120	1	.20			
62	1	CLEANING UNIT	120	1	.80			
63	1	GAS SOLENOID SHUT-OFF VALVE						



GENERAL NOTES:

- SEE FOOD SERVICE BID DOCUMENTS INCLUDING WIRING DIAGRAMS, INSTALLATION MANUALS AND DETAILS TO DETERMINE KITCHEN EQUIPMENT OUTLET LOCATIONS, MOUNTING HEIGHTS, CONNECTIONS, REQUIRED CONTROLS AND ALL REQUIRED ELECTRICAL WORK. INCLUDE COSTS IN THE ELECTRICAL CONTRACT.
- PROVIDE EXTENSION RINGS ON WALL MOUNTED JUNCTION BOXES FOR FLEXIBLE CONDUIT CONNECTIONS.
- SEE SHEET NO. E2.34 FOR CONNECTION TO ROOFTOP UNIT.

MATCH LINE

NOTES

KITCHEN PLAN

- VENTILATOR CONTROL AND QUENCHER FIRE PROTECTION SYSTEM CONTROL CABINET PROVIDED UNDER OTHER SECTION.
- 4" SQUARE JUNCTION BOX FOR REMOTE FIRE SWITCH PROVIDED UNDER OTHER SECTION. CONNECT.
- 3/4" - 3 #12 TO CONTROL PANEL OF AIR SCRUBBER UNIT SC-1 ON ROOF.
- DAMPER CONTROL SWITCH PROVIDED UNDER OTHER SECTION ON SHELF ON VENTILATOR.
- TO SMOG-HOG WATER WASH CONTROL PANEL IN STORAGE ROOM. CONNECT AS DIRECTED BY EQUIPMENT SUPPLIER.
- TO GAS SOLENOID SHUTOFF VALVE.
- TO SHUNT TRIP COILS OF CIRCUIT BREAKERS FOR FRYER UNITS (KA, 2 & 4, 33 & 35).
- 3/4" - 3 #12 TO CONTROL PANEL OF AIR SCRUBBER UNIT SC-2 ON ROOF.
- ALARM SILENCER RELAY WITH BELL, LIGHT SWITCH, LIGHTS, THERMOSTATS AND SOLENOIDS PROVIDED UNDER OTHER SECTION. SEE WIRING DIAGRAMS ON FOOD SERVICE DRAWING NO. KE-1A AND PROVIDE ALL REQUIRED ELECTRICAL WORK.
- TO REMOTE COMPRESSOR RACK ON ROOF. CONNECT PER WIRING DIAGRAMS ON FOOD SERVICE DRAWING NO. KE-1A.
- PROVIDE 12" X 12" X 5" DEEP STEEL PULL BOX AT +18" AND EXTEND 3" CONDUIT FROM BOTTOM OF PULL BOX TO UNDER CABINET REFRIGERATOR, STUB-UP +10". EXTEND 3" CONDUIT FROM TOP OF PULL BOX UP TO ABOVE CEILING SPACE (24" MINIMUM RADIUS BENDS).
- 3" CONDUIT STUB-UP +10" AT BOTH ENDS (24" MINIMUM RADIUS BENDS).
- STUB-UP +10" AT BOTH ENDS FOR SYRUP LINES (24" MINIMUM RADIUS BENDS).
- CONNECT TO MOTOR AND SOLENOID.

MEYER & ALLEN
ASSOCIATES

ARCHITECTS
PLANNERS

2690 Beachwood Drive
Los Angeles, California 90068
(213) 467-7151


These drawings are instruments of service and are the property of Meyer & Allen Associates. All designs and other information on the drawings are for use on the specified project and shall not be used without expressed written permission of Meyer & Allen Associates.
Copyright 1989, Meyer & Allen Associates
All Rights Reserved

APPROVED BY

Kurt W. Meyer, FAIA
Architect C-1951

HayakawaAssociates
CONSULTING ENGINEERS

1180 SO. BEVERLY DRIVE
LOS ANGELES, CALIF 90035
PHONE (213) 879-4477



9-27-91 AS BUILT BY BP-20
6-19-91 BULLETIN # 53 BP #20
NO. DATE ITEM



S.C.A.Q.M.D.
Headquarters Facility
Diamond Bar, California

DRAWN BY Y. C.

JOB NUMBER

CHECKED BY

275.01

DATE 4-2-90

SHEET TITLE

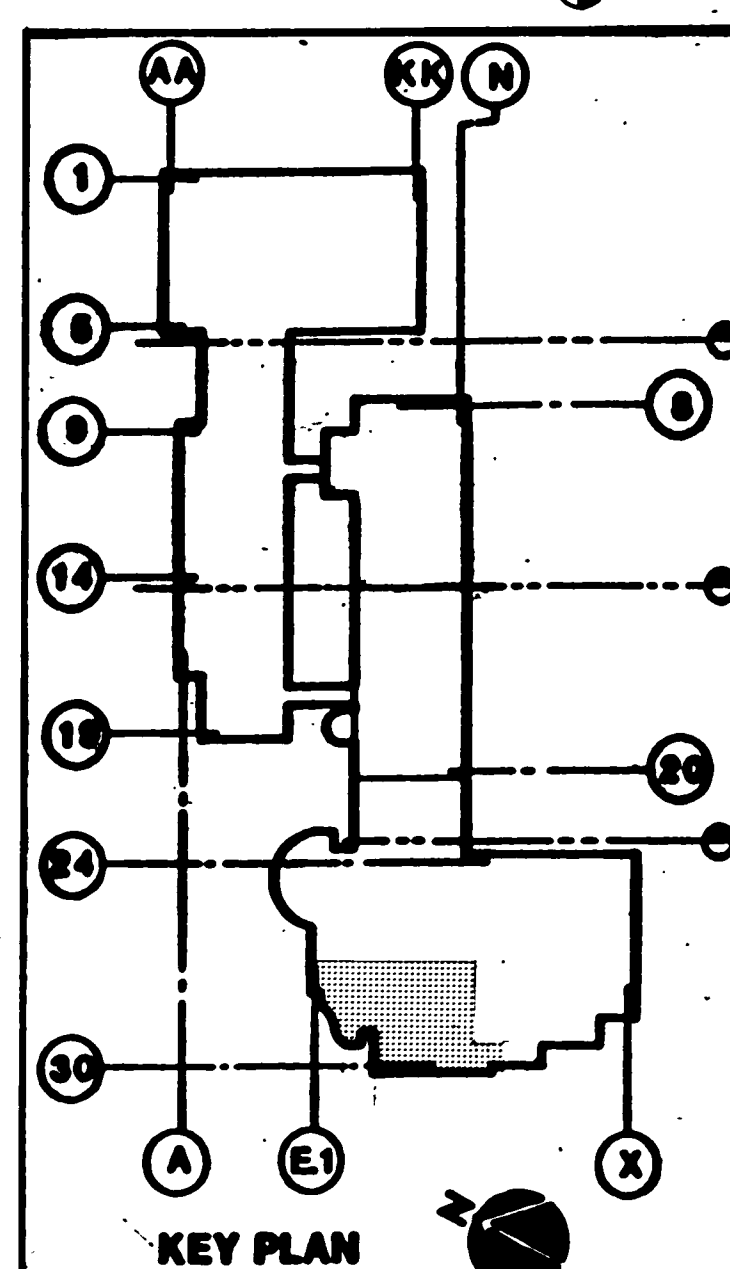
KITCHEN PLAN

BID PACKAGE #20

SHEET

E2.35

OF SHEETS



KEY PLAN

ROOM NO.	ROOM NAME
1205	SERVING
1206	RESTROOMS CLOSET
1207	REFRIGERATOR
1208	KITCHEN
1209	REFRIGERATOR AND FREEZER
1210	DRY STORAGE
1211	OFFICE
1212	OFFICE
1213	STORAGE
1238	CAN WASH


These drawings are instruments of service and are the property of Meyer & Allen Associates. All designs and other information on the drawings are for use on the specified project and shall not be used without expressed written permission of Meyer & Allen Associates.
Copyright 1989, Meyer & Allen Associates
All Rights Reserved

APPROVED BY

Kurt W. Meyer, FAIA
Architect C-1951

HayakawaAssociates
CONSULTING ENGINEERS

1180 SO. BEVERLY DRIVE
LOS ANGELES, CALIF. 90035
PHONE (213) 879-4477



	9-27-91	AS BUILT BY BP-20
	9-27-91	AS BUILT BY BP-17
3	7-2-90	BULLETIN # 3 BP#17
3	6-11-90	BULLETIN # 6 BP#20
1	6-11-90	BULLETIN # 2 BP#17
NO	DATE	ITEM



S.C.A.Q.M.D.
Headquarters Facility
Diamond Bar, California

DRAWN BY N.N.	JOB NUMBER
CHECKED BY	275.01
DATE 4-2-90	
SHEET TITLE	

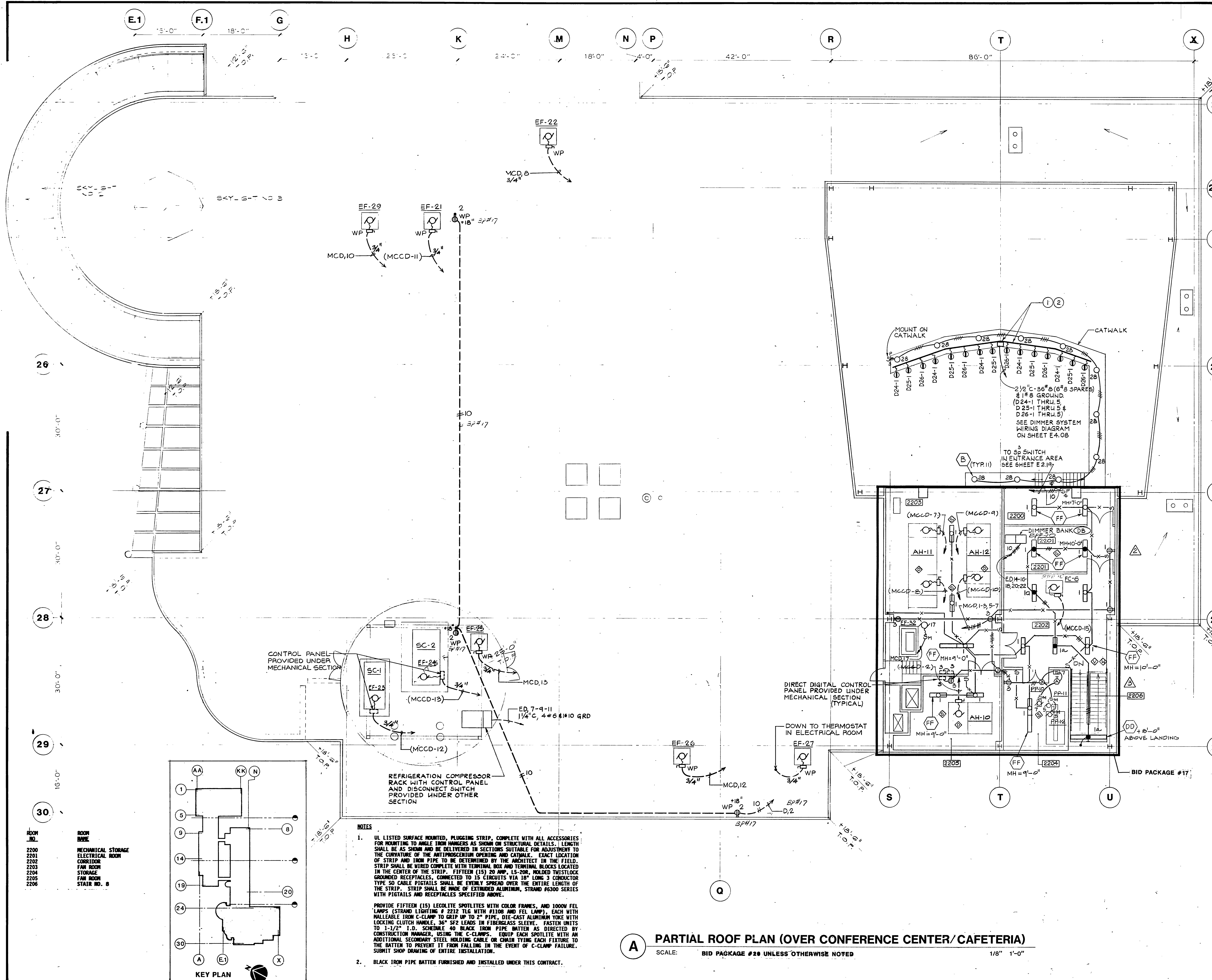
PARTIAL ROOF PLAN

BID PACKAGE #47, #20

SHEET

E2.34

OF SHEETS




These drawings are instruments of service and are the property of Kurt Meyer Partners, Inc. All designs and other information on the drawings are for use on the specified project and shall not be used without expressed written permission of Kurt Meyer Partners, Inc. Copyright Kurt Meyer Partners, Inc. All Rights Reserved.

APPROVED BY

HayakawaAssociates
CONSULTING ENGINEERS

1180 SO. BEVERLY DRIVE
LOS ANGELES, CALIF. 90035
PHONE (213) 879-4477



11-5-91 AS BUILT BY BP 21
9-27-91 AS BUILT BY BP 17
NO. DATE ITEM



S.C.A.Q.M.D.
Headquarters Facility
Diamond Bar, California

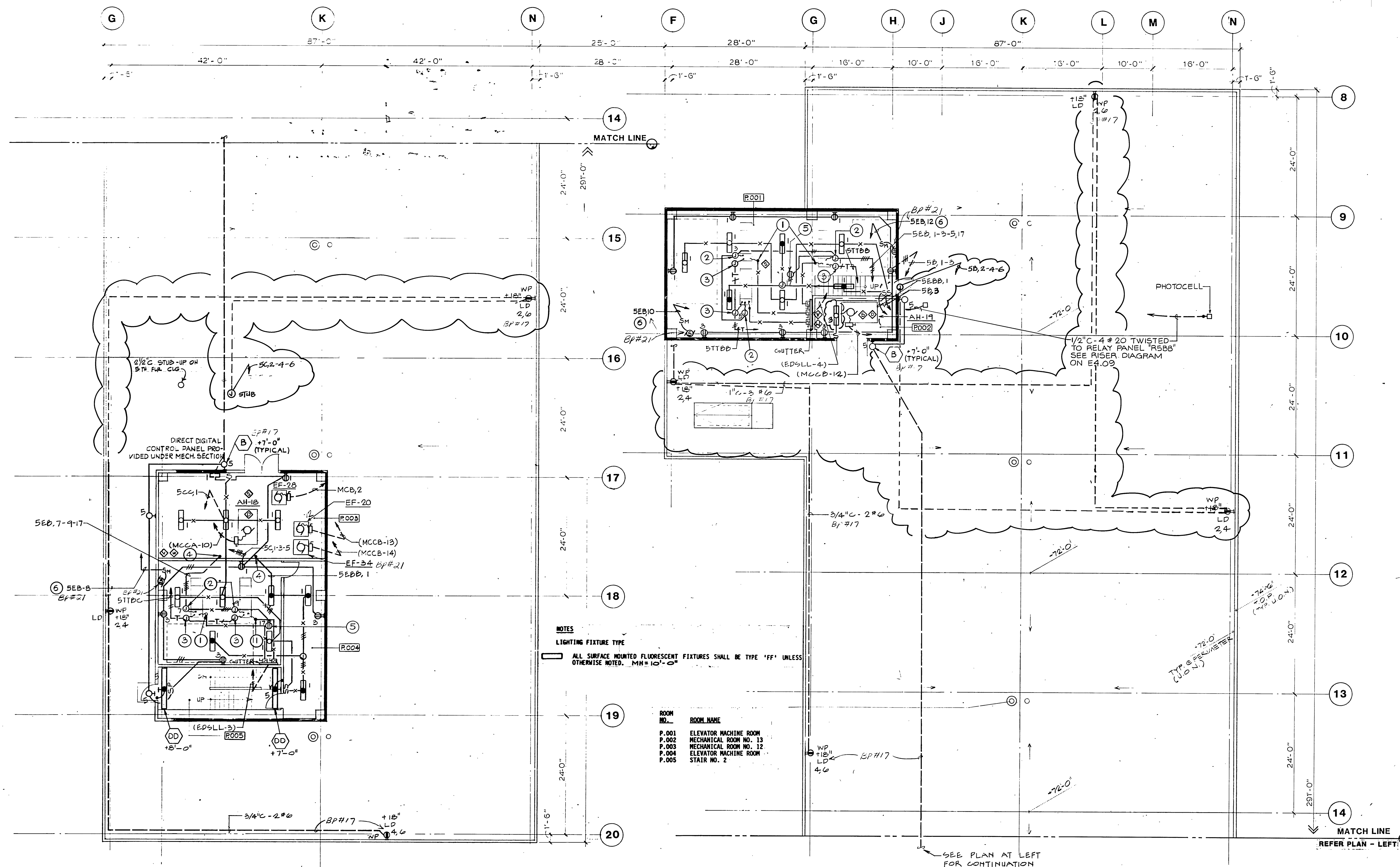
DRAWN BY Y.C. JOB NUMBER
CHECKED BY DATE 5-15-90 275.01
SHEET TITLE

PARTIAL ROOF PLAN

BID PACKAGE #17, #21

SHEET
E2.33

OF SHEETS



B PARTIAL FIFTH FLOOR ROOF PLAN

SCALE: 1/8" 1'-0"

- NOTES**
1. CONNECT TO ELEVATOR CONTROLLER. VERIFY WITH EQUIPMENT SUPPLIER FOR EXACT LOCATION OF CONTROLLER AND REQUIRED CONNECTIONS.
 2. FOR CAB LIGHTS AND CONTROLS. CONNECT TO CONTROLLER AS REQUIRED BY EQUIPMENT SUPPLIER.
 3. FOR CAB TELEPHONE. CONNECT TO CONTROLLER AS REQUIRED BY EQUIPMENT SUPPLIER.
 4. DOWN TO EMERGENCY JUNCTION BOX IN ELECTRICAL ROOM ON FIFTH FLOOR.
 5. PROVIDE AT CEILING FOR SECURITY SYSTEM. EXACT LOCATION TO BE DETERMINED ON THE JOB.
 6. VIA RELAY LOCATED ADJACENT FIRE ALARM CABINET SO THAT FIRE ALARM SYSTEM CONTROLS SMOKE DAMPER.

D ROOF PLAN

SCALE: 1/8" 1'-0"

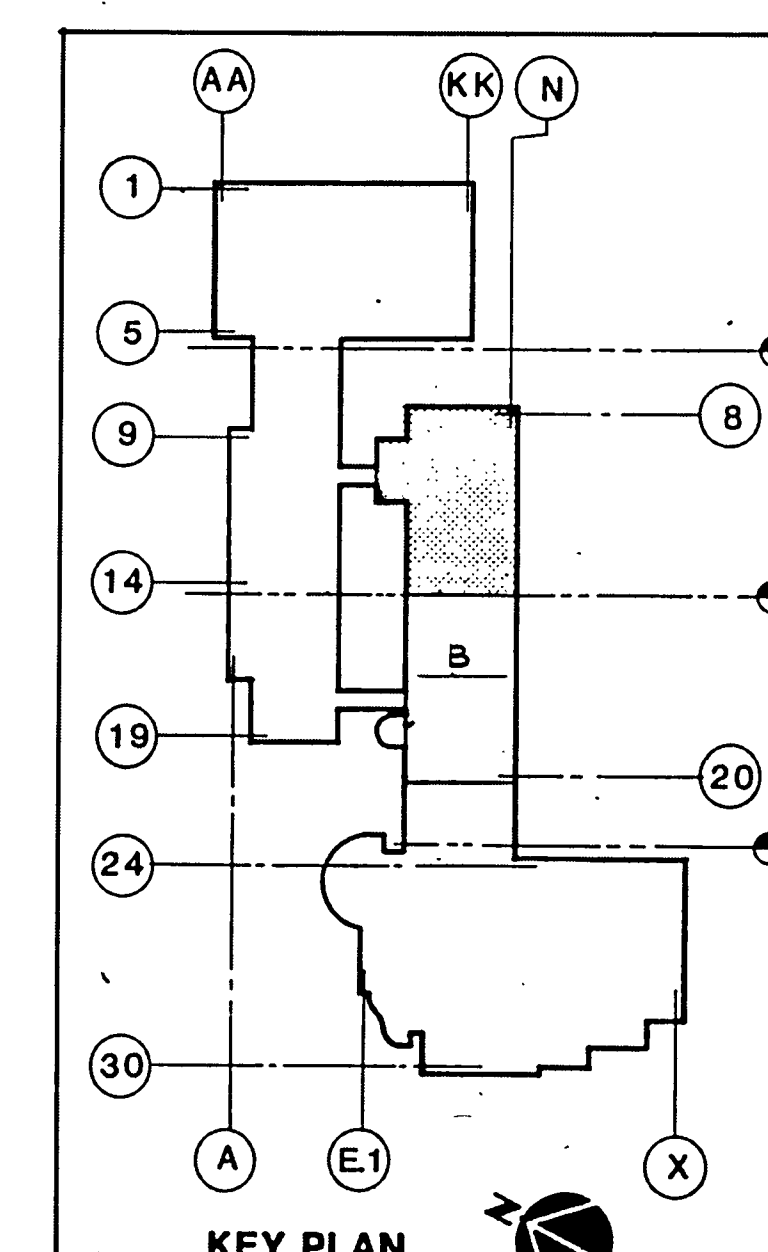
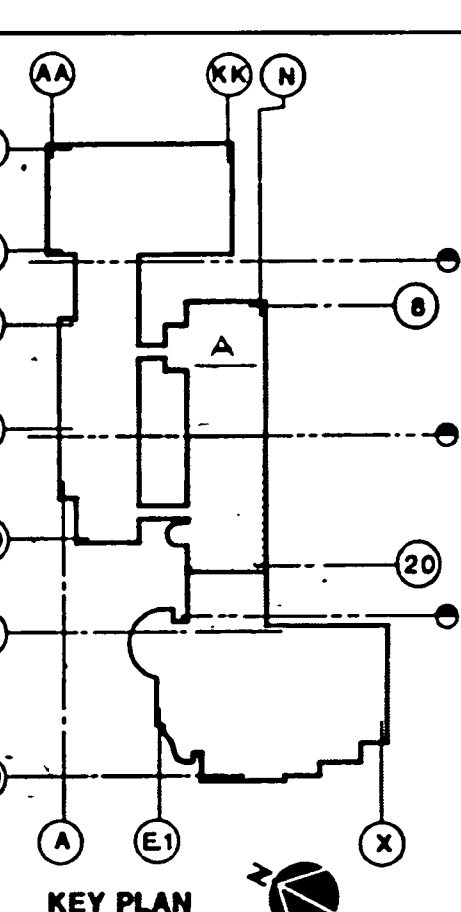
A PARTIAL FIFTH FLOOR ROOF PLAN

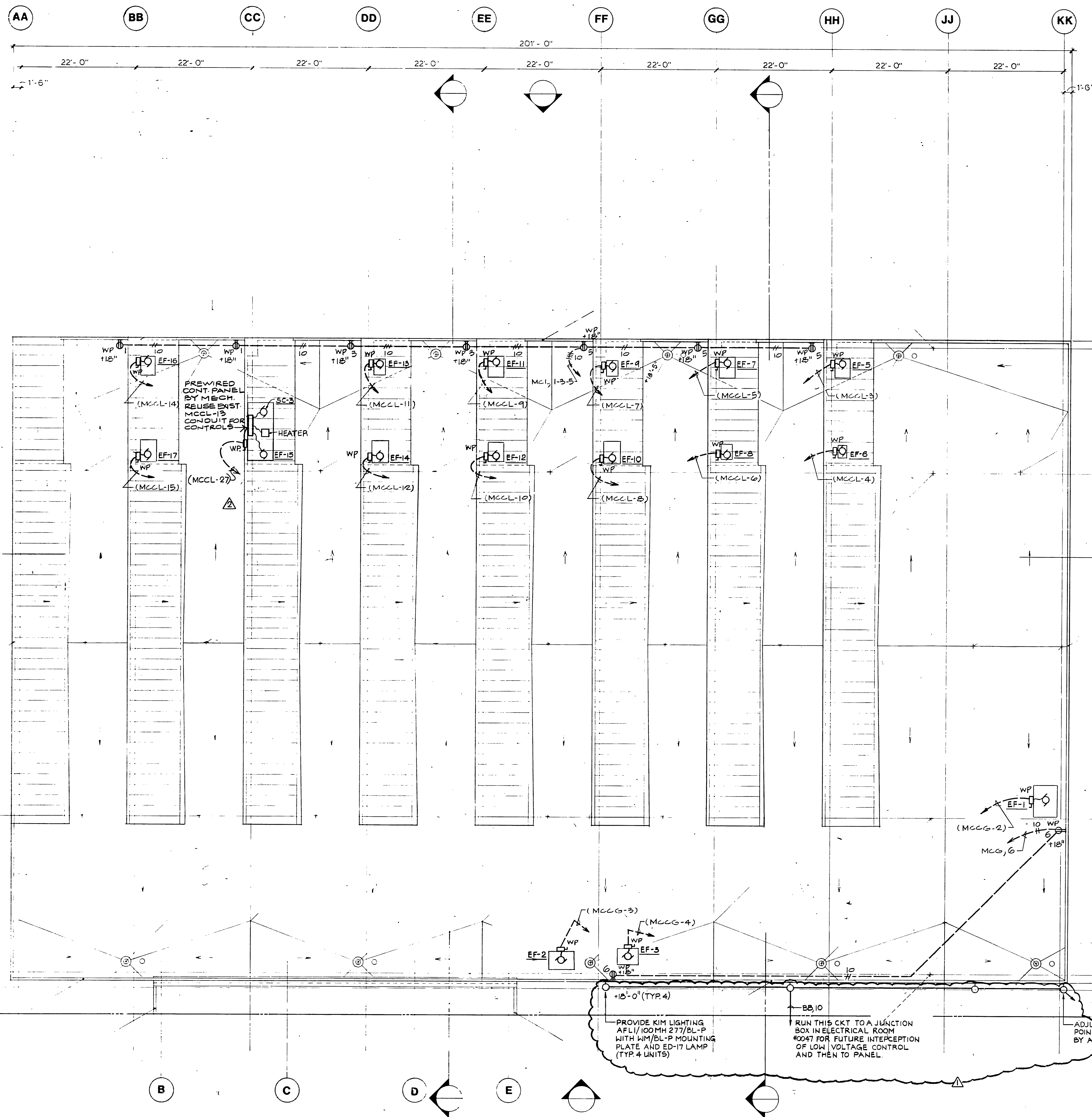
SCALE: 1/8" 1'-0"

SEE PLAN ABOVE FOR CONTINUATION


C ROOF PLAN

SCALE: 1/8" 1'-0"





OF SHEETS



11-5-91	AS BUILT BY BP-21
9-27-91	AS BUILT BY BP-17
5-3-91	BULL.#49 BP#21 (FIRE DEPT. REV.)
3-4-91	BULLETIN #38 BP #21
NO. 1	DATE
	ITEM



S.C.A.Q.M.D.
Headquarters Facility
Diamond Bar, California

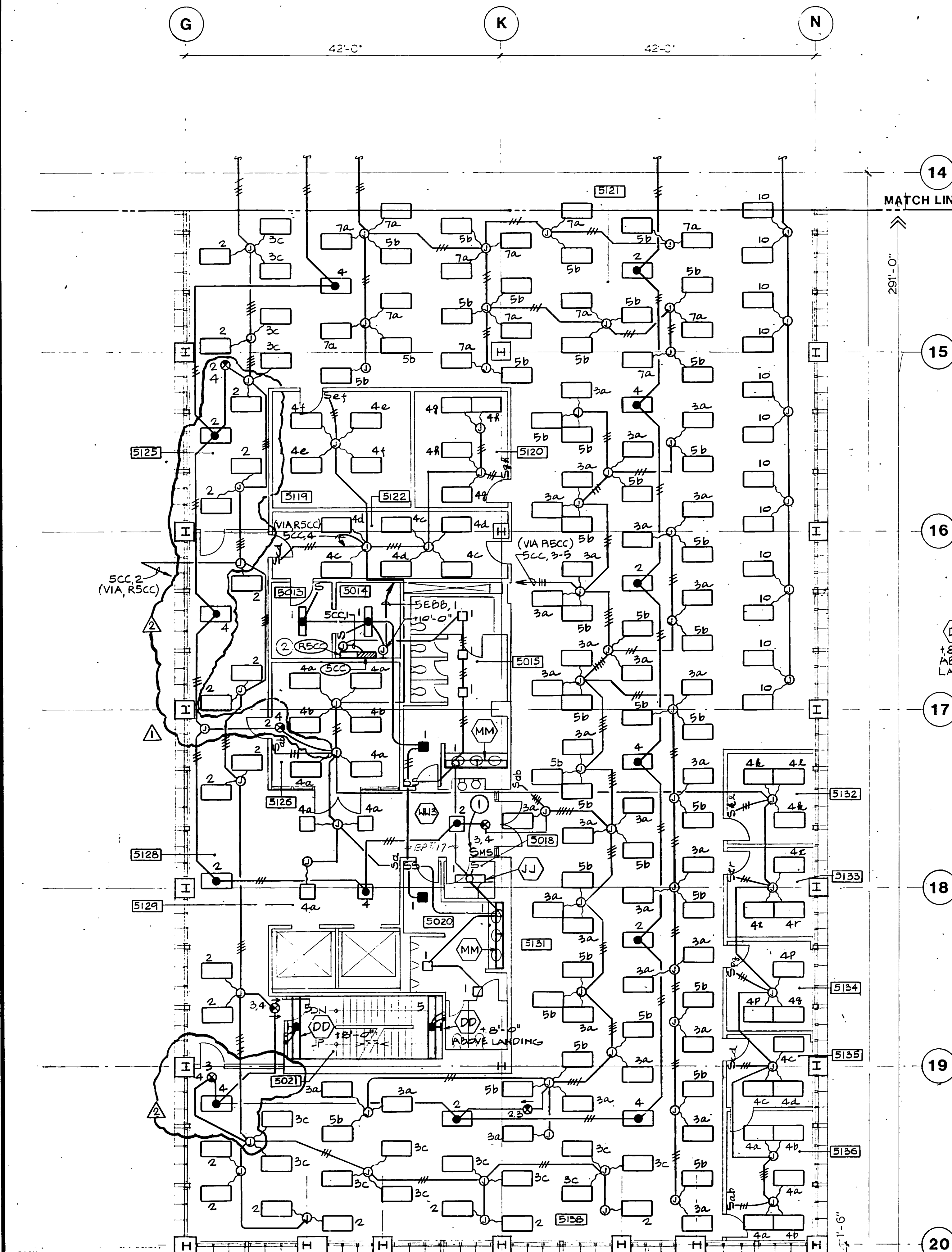
DRAWN BY: Y.C. JOB NUMBER: 275.01
CHECKED BY: DATE: 5-18-90

SHEET TITLE: PARTIAL FIFTH FLOOR LIGHTING PLAN
BID PACKAGE #17, #21

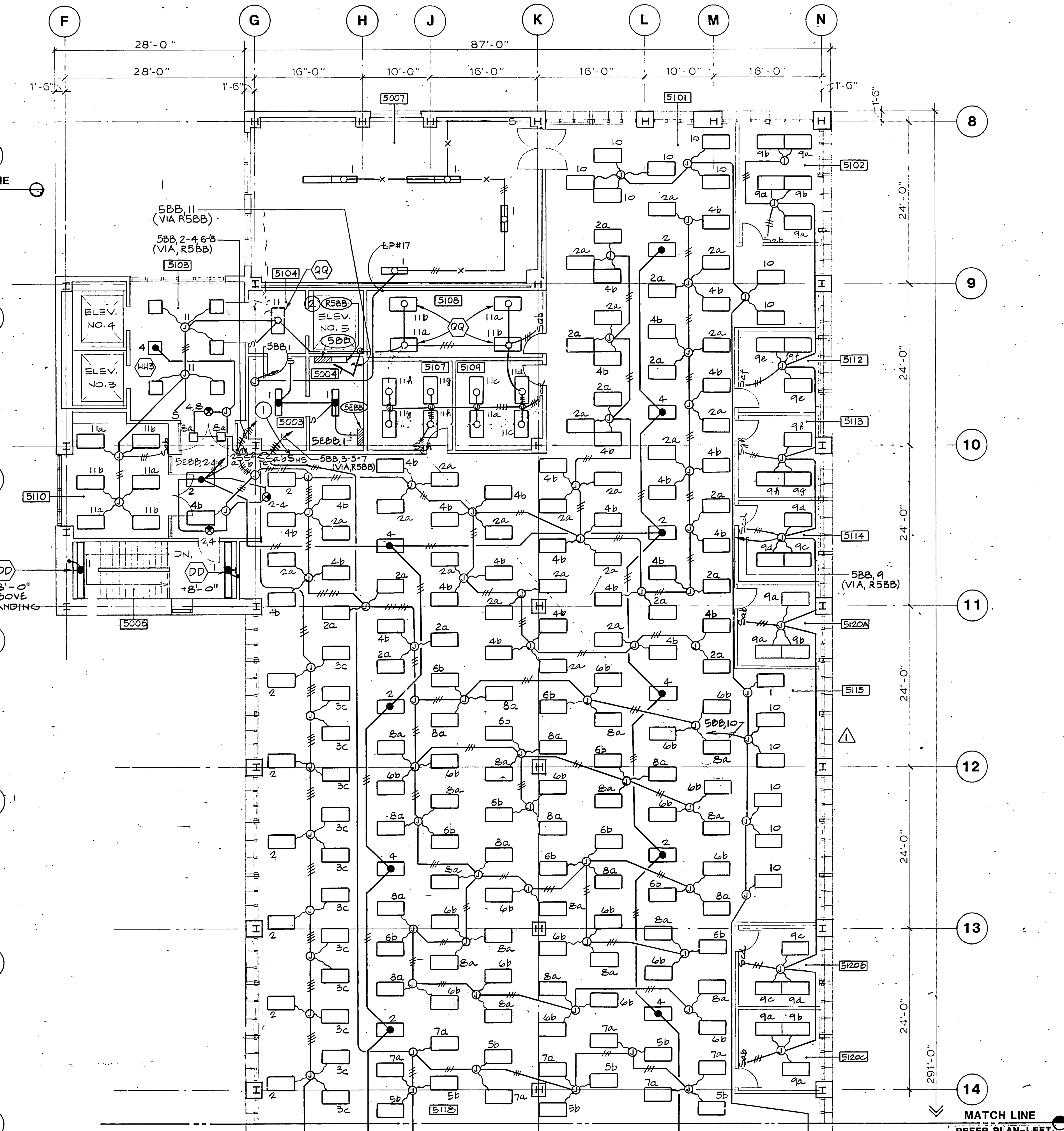
SHEET

E2.31

OF SHEETS



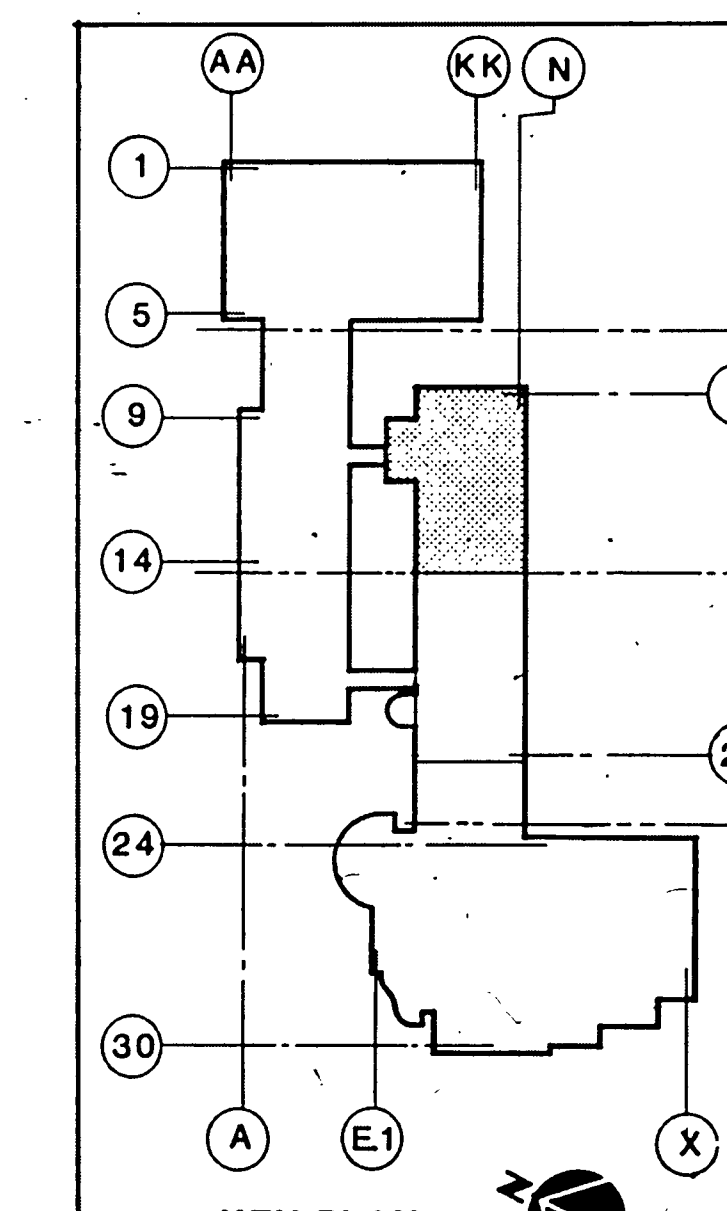
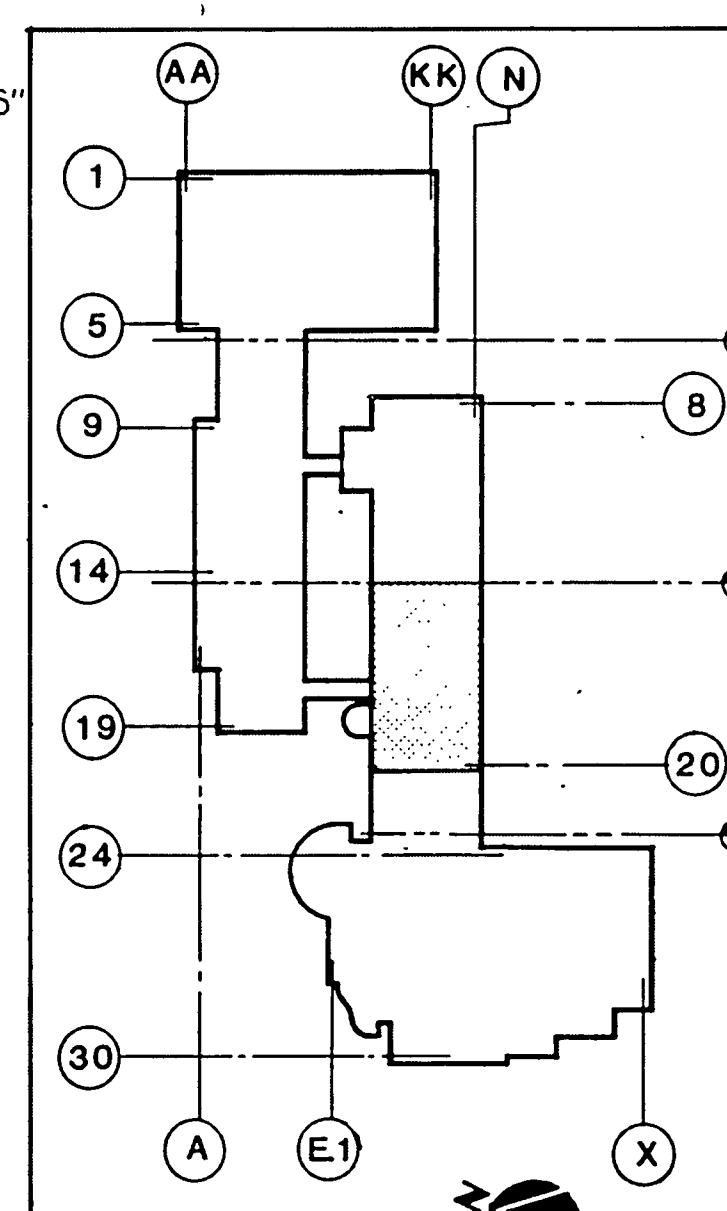
B PARTIAL FIFTH FLOOR PLAN
SCALE: 1/8" = 1' - 0"



A PARTIAL FIFTH FLOOR PLAN
SCALE: 1/8" = 1' - 0"

- NOTES**
- LIGHTING FIXTURE TYPE**
- ALL SURFACE MOUNTED FLUORESCENT FIXTURES SHALL BE TYPE 'FF' UNLESS OTHERWISE NOTED. MH=10'-0"
 - ALL RECESSED DOWNLIGHTS SHALL BE TYPE 'GG' UNLESS OTHERWISE NOTED.
 - ALL RECESSED 2'x4' FLUORESCENT FIXTURES SHALL BE TYPE 'AA' UNLESS OTHERWISE NOTED.
 - ALL EXIT SIGNS SHALL BE TYPE 'XX'.

- NOTE**
- 1 LOW VOLTAGE MASTER OVERRIDE LIGHT SWITCH PER SPECIFICATIONS. PROVIDE ENGRAVED NAMEPLATE TO READ "MASTER OVERRIDE LIGHT SWITCH"
 - 2 LOW VOLTAGE LIGHT CONTROL RELAY CABINET. SEE RISER DIAGRAM ON SHEET E4.09




These drawings are instruments of service and are the property of Kurt Meyer Partners, Inc. All designs and other information on the drawings are for use on the specified project and shall not be used without expressed written permission of Kurt Meyer Partners, Inc.
Copyright Kurt Meyer Partners, Inc.
All Rights Reserved

APPROVED BY

HayakawaAssociates
CONSULTING ENGINEERS

1180 SO. BEVERLY DRIVE
LOS ANGELES, CALIF 90035
PHONE (213) 879-4477



11-5-91	AS BUILT BY BP 21
1-27-91	AS BUILT BY BP 17
5-28-91	BULLETIN #55 BP #21
3-4-91	BULLETIN #33 BP #21
0-3-90	BULLETIN #16 BP #21
10-3-90	BULLETIN #8 BP #17
6-11-90	BULLETIN #2 BP #17
NO.	DATE
	ITEM



S.C.A.Q.M.D.
Headquarters Facility
Diamond Bar, California

DRAWN BY Y.C. JOB NUMBER
CHECKED BY 275.01

DATE 5-18-90

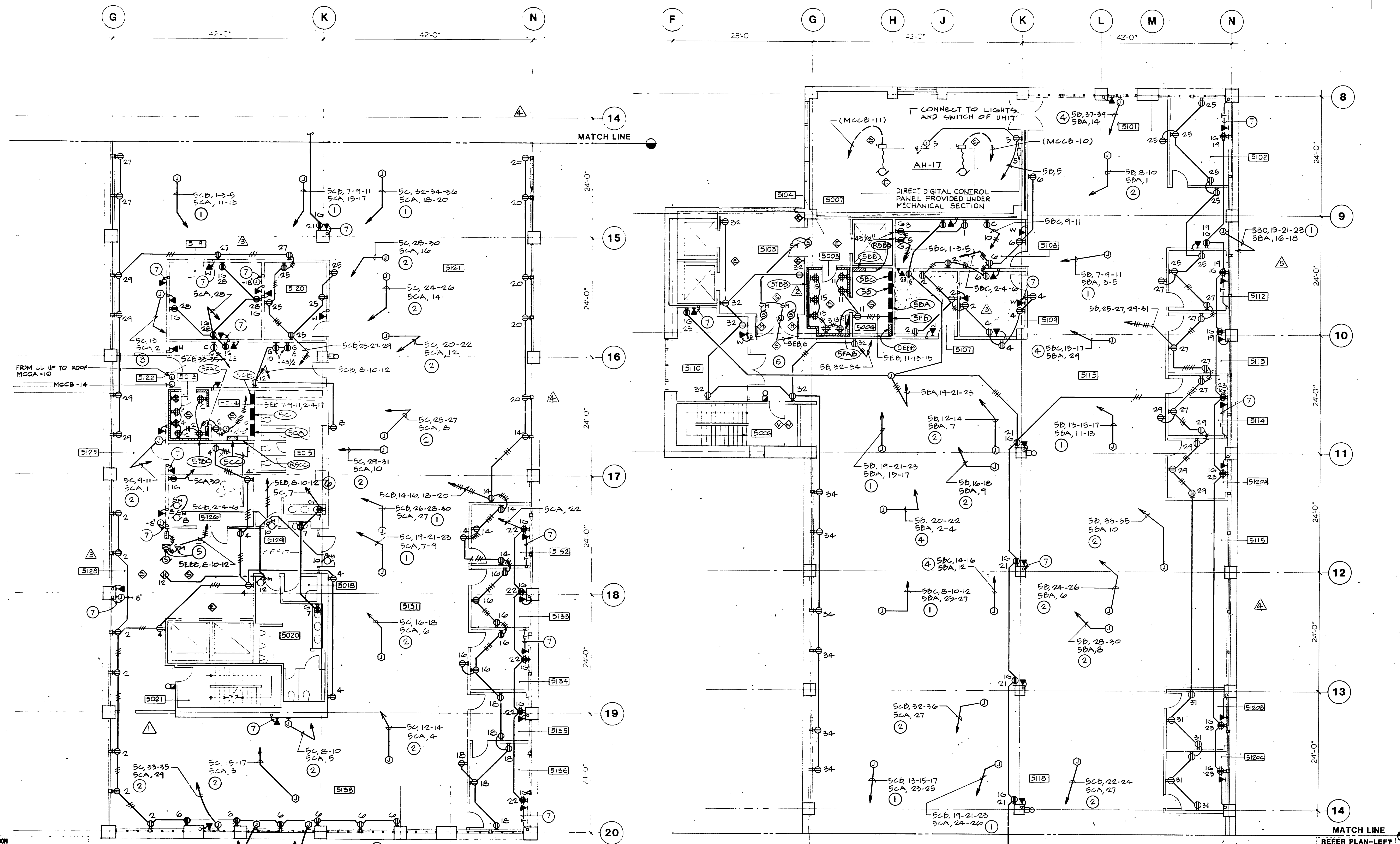
SHEET TITLE/
**PARTIAL FIFTH FLOOR
POWER AND SIGNAL
PLAN**

BID PACKAGE #17, #21

SHEET

E2.30

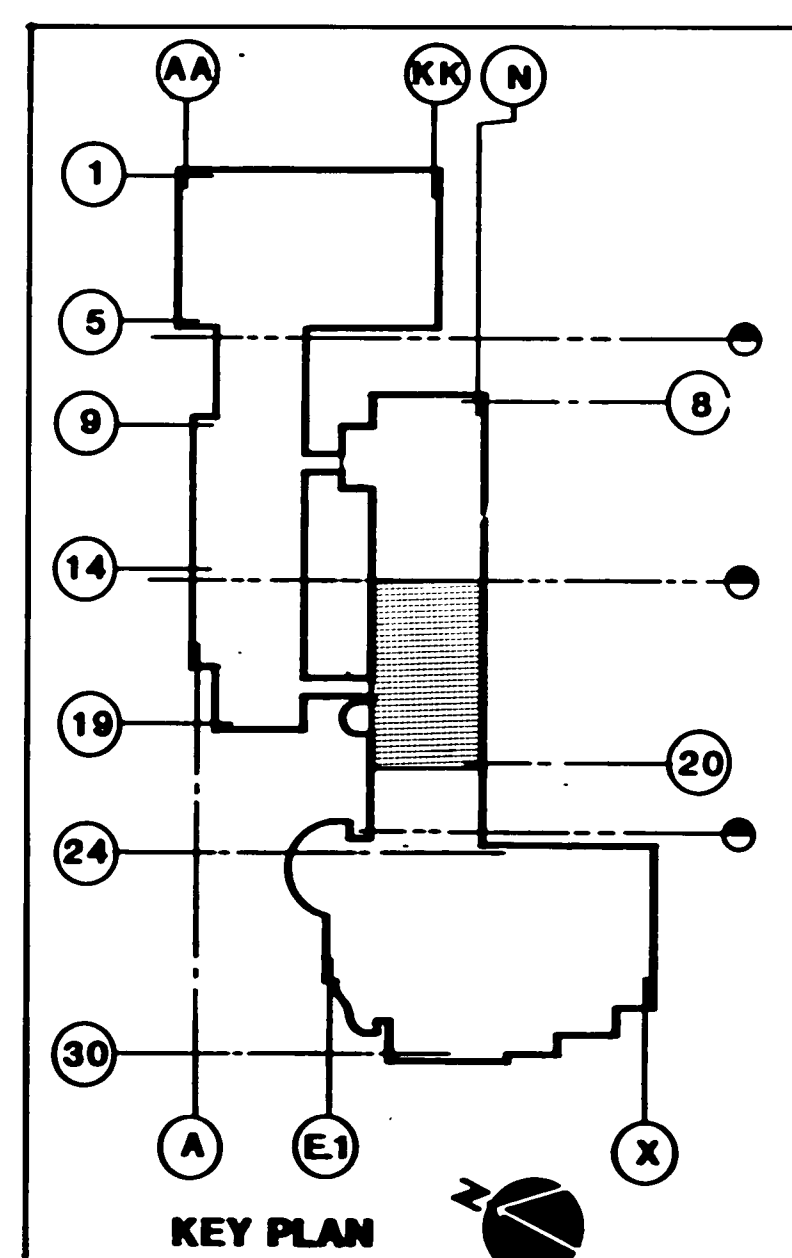
OF SHEETS



ROOM NO.	ROOM NAME
5003	SIGNAL ROOM
5004	ELECTRICAL ROOM
5006	STAIR NO. 4
5007	FAN ROOM
5013	SIGNAL ROOM
5014	ELECTRICAL ROOM
5015	WOMEN'S TOILETS
5018	JANITOR'S CLOSET
5020	WOMEN'S TOILETS
5021	STAIR NO. 2
5101	OFFICE SPACE
5102	OFFICE
5103	ELEVATOR LBY
5104	SERV. ELEVATOR LBY
5107	MULTI-PURPOSE RM
5108	COPY RM
5109	FAC. SERV. RM
5110	MULTI-PURPOSE RM
5112	OFFICE
5113	OFFICE
5114	OFFICE
5115	OFFICE SPACE
5116	OFFICE
5117	OFFICE
5118	OFFICE SPACE
5119	ENG. COMPUTER RM
5120	FINANCE VAULT RM
5121	OFFICE SPACE
5122	COPY RM
5125	OFFICE SPACE
5126	MULTI-PURPOSE
5128	RECEPTIONIST
5129	ELEVATOR LBY
5131	OFFICE SPACE
5132	OFFICE
5133	OFFICE
5134	OFFICE
5135	OFFICE
5136	OFFICE
5138	OFFICE SPACE

PARTIAL FIFTH FLOOR PLAN

SCALE: 1/8" = 1' - 0"

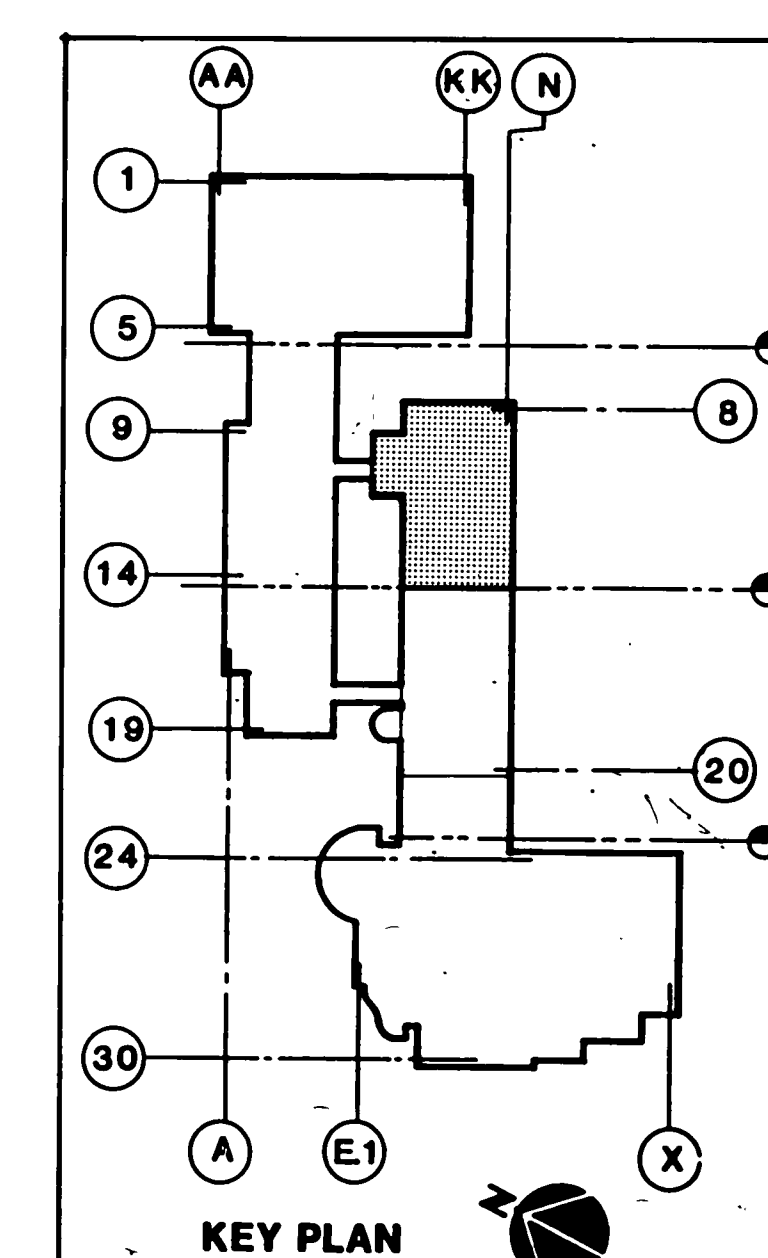


KEY PLAN

- NOTES
- 1" C-4210 AND 1210 GROUND, 3210 AND 1210 ISOLATED GROUND.
 - 1" C-3210 AND 1210 GROUND, 2210 AND 1210 ISOLATED GROUND.
 - 3/4" C-2212 AND 1212 GROUND, 2212 AND 1212 ISOLATED GROUND.
 - 1" C-3210 AND 1210 GROUND, 3210 AND 1210 ISOLATED GROUND.
 - CONNECT TO MOTOR CONTROLLER, PUSH BUTTON AND CONTROLS FURNISHED UNDER OTHER SECTION. LOCATE DISCONNECT SWITCH IN CEILING SPACE.
 - VIA RELAY LOCATED ADJACENT FIRE ALARM CABINET SO THAT FIRE ALARM SYSTEM CONTROLS SMOKE DAMPER.
 - 3/4" C.O. WITH PULLWIRE AND BUSHING, TO TERMINATE 8" ABOVE CEILING OR LONGER WHERE NEEDED TO CLEAR OBSTRUCTION BY OTHER TRADES WITHIN CEILING CAVITY (TYPICAL ALL TELEPHONE OUTLETS).

PARTIAL FIFTH FLOOR PLAN

SCALE: 1/8" = 1' - 0"



KEY PLAN

KURT MEYER
PARTNERS


ARCHITECTS
PLANNERS

These drawings are instruments of service and are the property of Kurt Meyer Partners, Inc. All designs and other information on the drawings are for use on the specified project and shall not be used without expressed written permission of Kurt Meyer Partners, Inc. Copyright Kurt Meyer Partners, Inc. All Rights Reserved

APPROVED BY

HayakawaAssociates
CONSULTING ENGINEERS

1180 SO. BEVERLY DRIVE
LOS ANGELES, CALIF. 90035
PHONE (213) 879-4477



	11-5-91	AS BUILT BY BP 21
	4-27-91	AS BUILT BY BP-17
△	5-3-91	BULL.#49 BP#21(FIRE DEPT. REV.)
△	3-4-91	BULLETIN #38 BP #21
NO	DATE	ITEM



S.C.A.Q.M.D.
Headquarters Facility
Diamond Bar, California

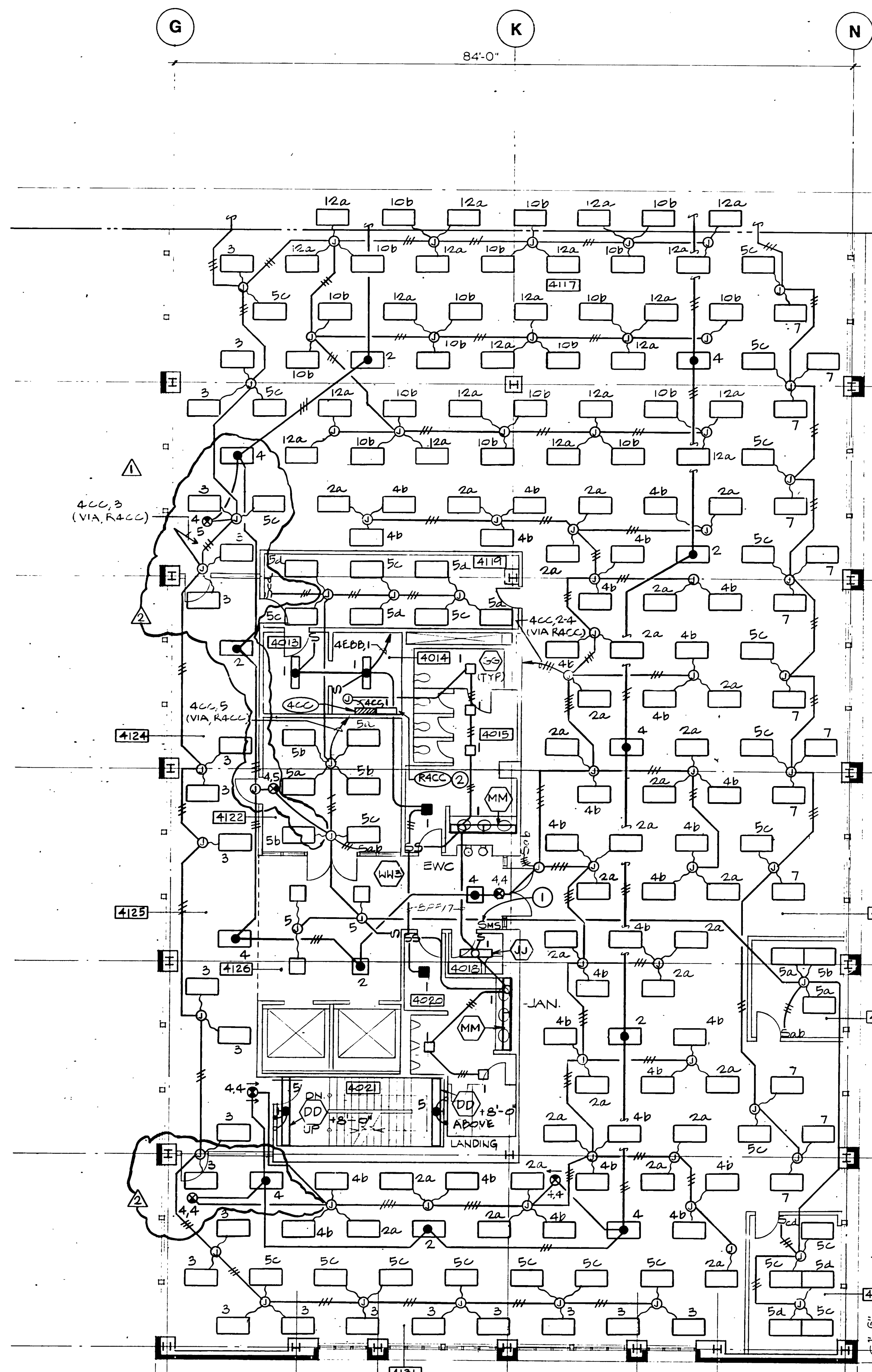
DRAWN BY Y.C.	JOB NUMBER
CHECKED BY	275.01
DATE 5-18-90	
SHEET TITLE	

PARTIAL FOURTH FLOOR LIGHTING PLAN
BID PACKAGE #17, #21

SHEET

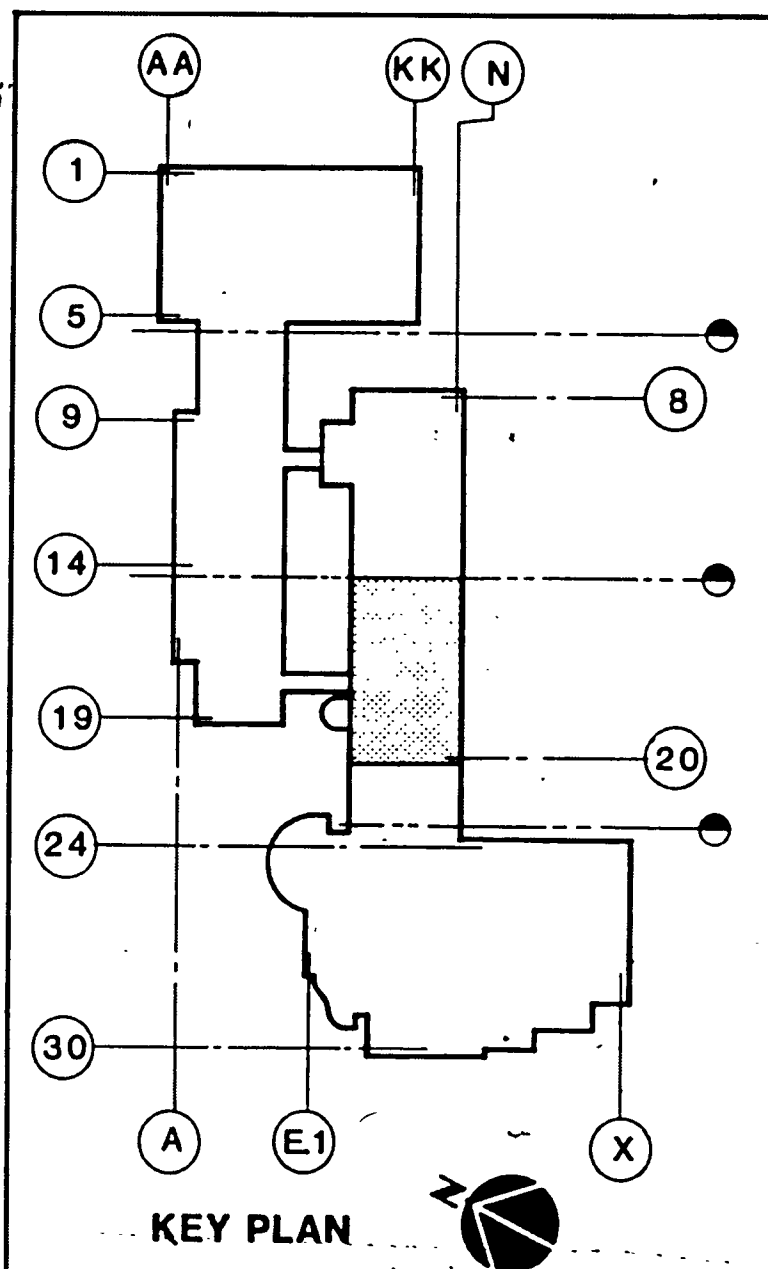
E2.29

OF SHEETS

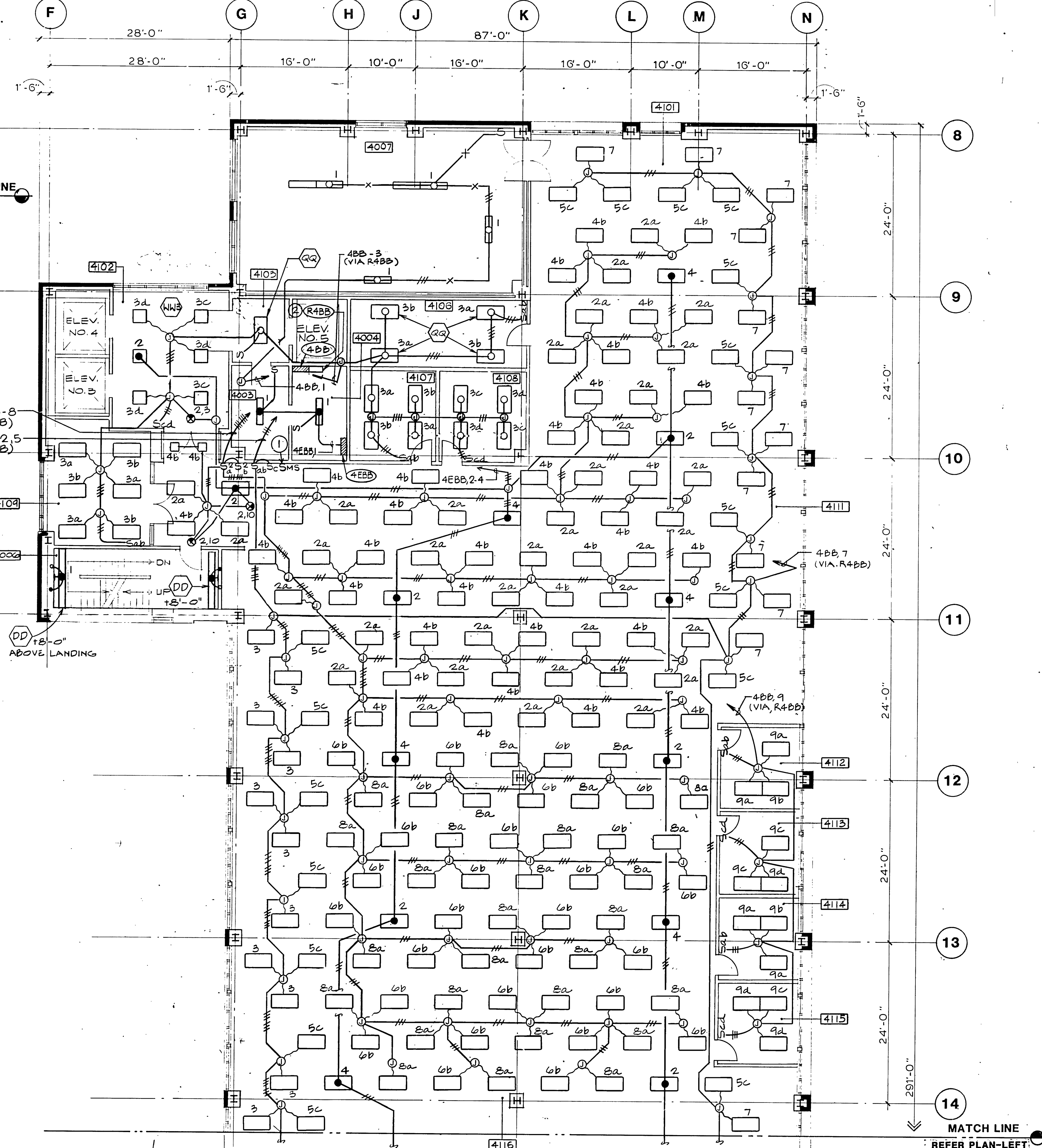


B PARTIAL FOURTH FLOOR PLAN

SCALE: 1/8" = 1' - 0"



KEY PLAN



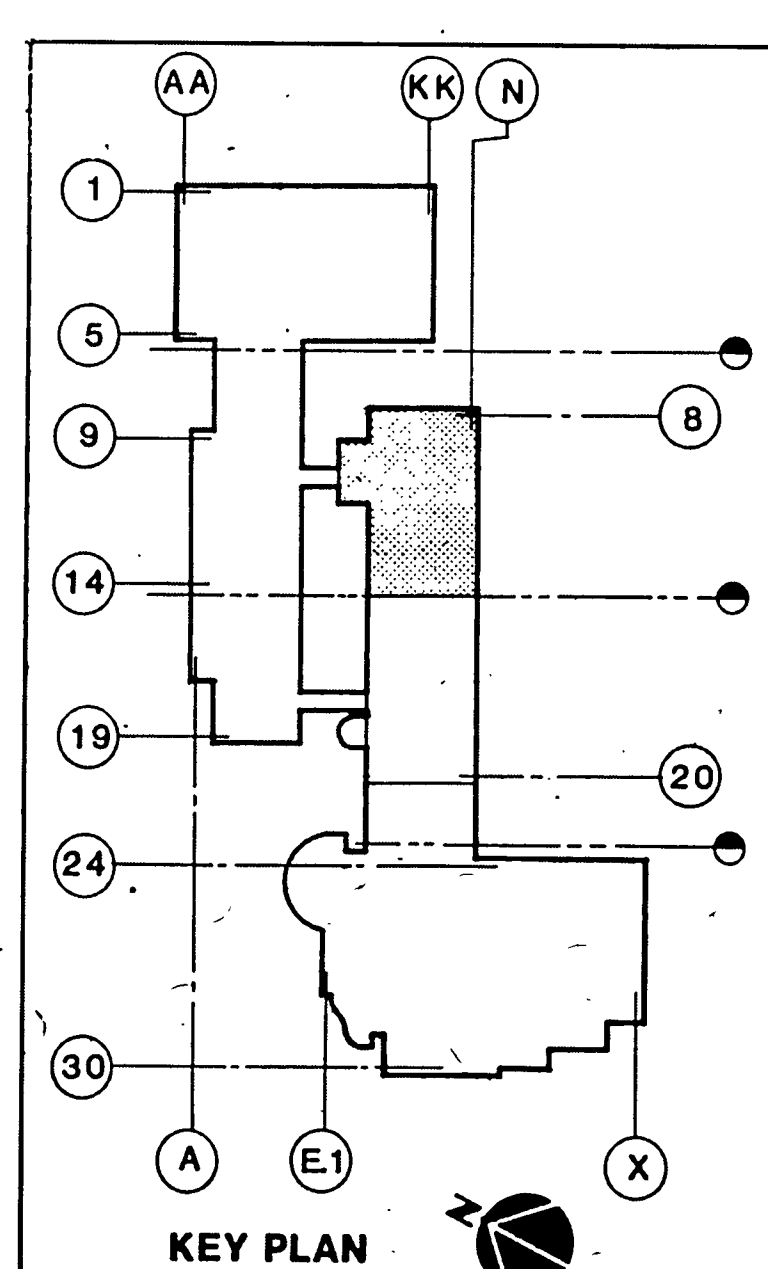
A PARTIAL FOURTH FLOOR PLAN

SCALE: 1/8" = 1' - 0"

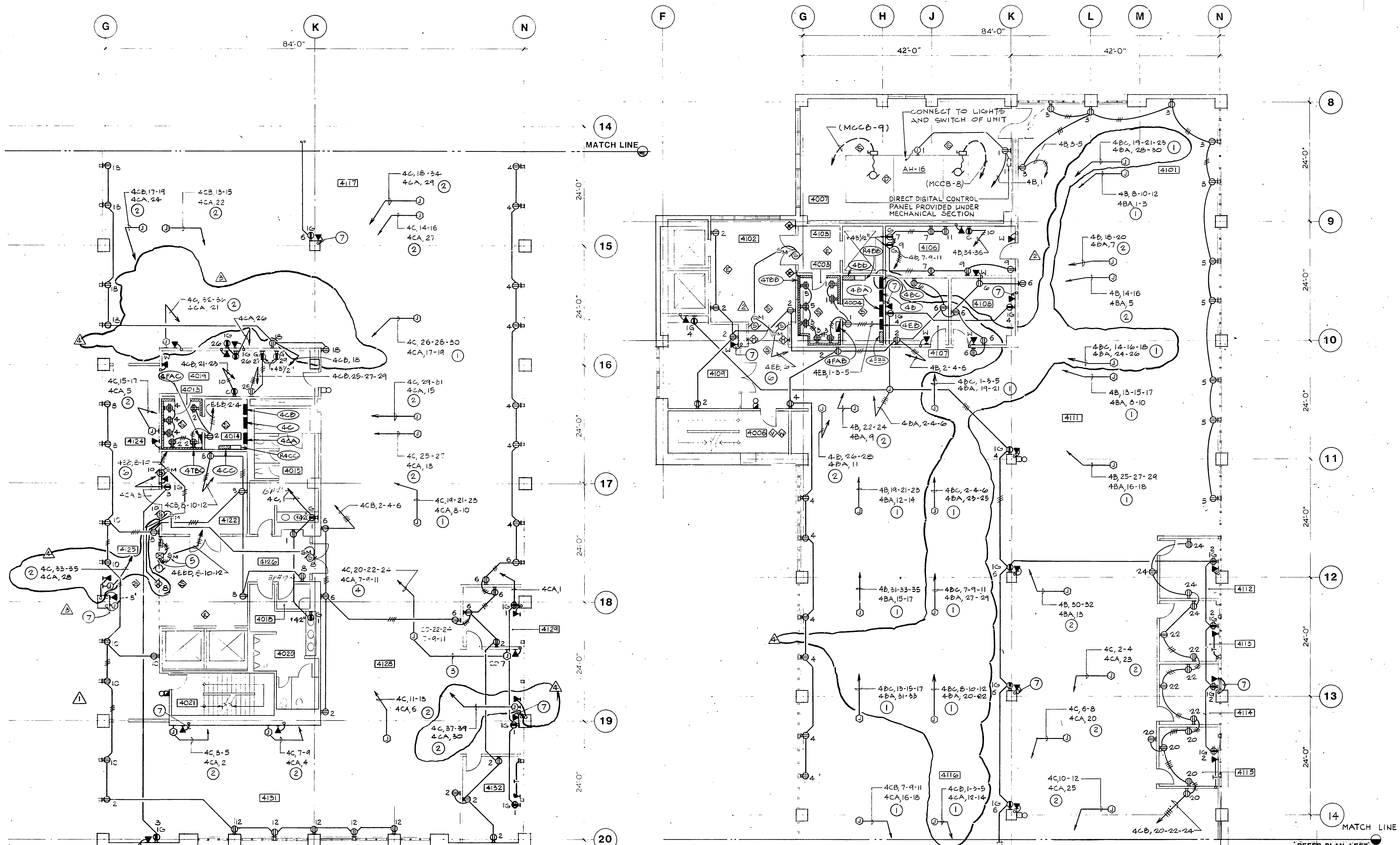
NOTES

1 LOW VOLTAGE MASTER OVERRIDE LIGHT SWITCH PER SPECIFICATIONS. PROVIDE ENGRAVED NAMEPLATE TO READ "MASTER OVERRIDE LIGHT SWITCH"

2 LOW VOLTAGE LIGHT CONTROL RELAY CABINET. SEE RISER DIAGRAM ON SHEET E4.09

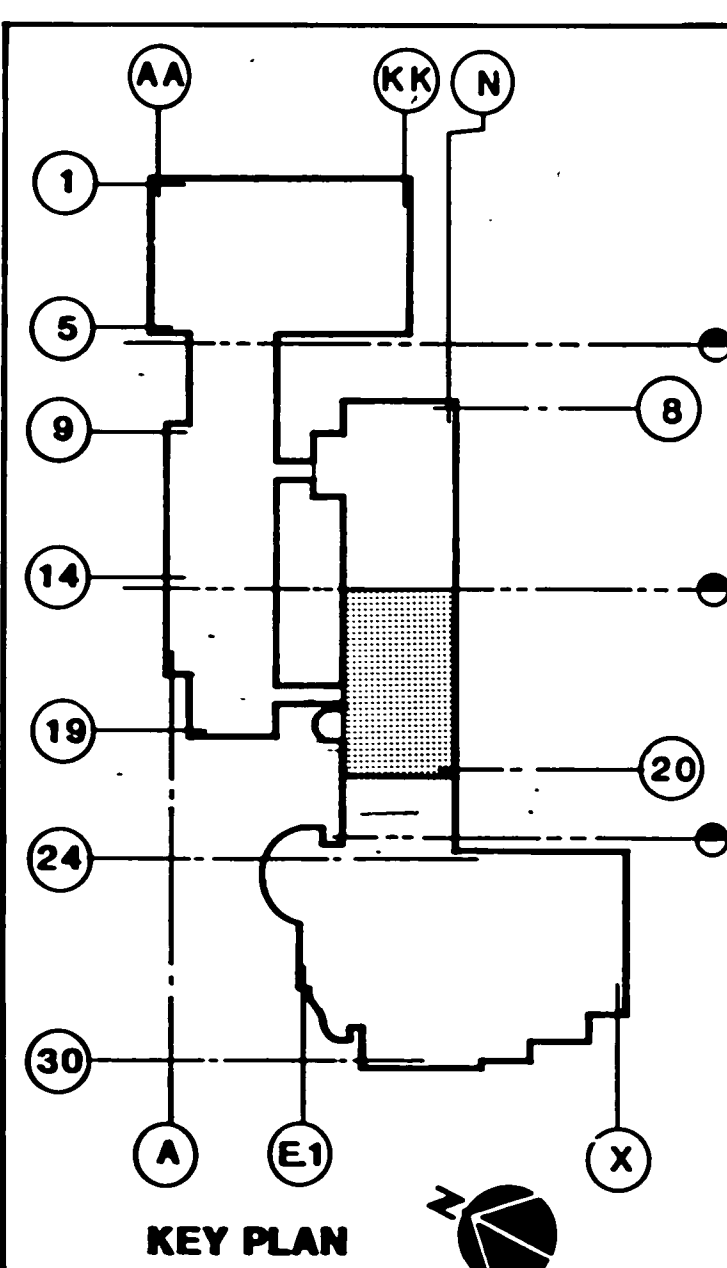


KEY PLAN



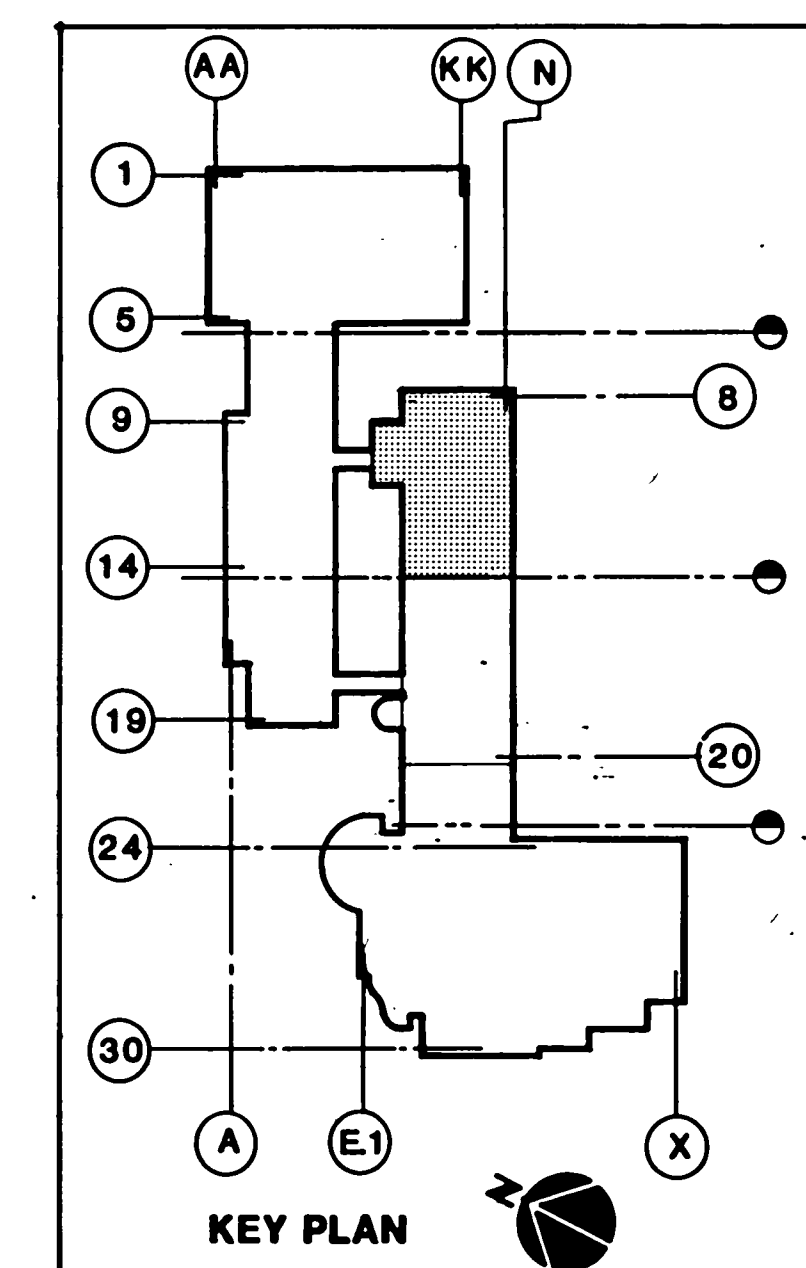
ROOM NO.	ROOM NAME
4003	SIGNAL ROOM
4004	ELECTRICAL ROOM
4006	STAIR NO. 4
4007	FAN ROOM NO. 11
4013	SIGNAL ROOM
4014	ELECTRICAL ROOM
4015	WOMEN'S TOILET
4018	JANITOR'S CLOSET
4020	MEN'S TOILET
4021	STAIR NO. 2
4101	OFFICE SPACE
4102	ELEVATOR LBY
4103	SERV. ELEVATOR LBY
4106	COPY RM
4107	MULTI-PURPOSE RM
4108	MULTI-PURPOSE RM
4109	MULTI-PURPOSE RM
4111	OFFICE SPACE
4112	OFFICE
4113	OFFICE
4114	OFFICE
4115	OFFICE
4116	OFFICE SPACE
4117	OFFICE SPACE
4118	EQUIP. STORAGE
4119	COPY RM
4122	MULTI-PURPOSE RM
4124	OFFICE SPACE
4125	RECEPTIONIST
4126	ELEVATOR LBY
4128	OFFICE SPACE
4129	OFFICE
4131	OFFICE SPACE
4132	OFFICE

PARTIAL FOURTH FLOOR PLAN
SCALE: 1/8" = 1' - 0"



- NOTES**
- 1" C-4#10 AND #10 GROUND, 3#10 AND #10 ISOLATED GROUND.
 - 1" C-3#10 AND #10 GROUND, 2#10 AND #10 ISOLATED GROUND.
 - 3/4" C-2#12 AND #12 GROUND, 2#12 AND #12 ISOLATED GROUND.
 - 1" C-4#10 AND #10 GROUND, #10 AND #10 ISOLATED GROUND.
 - CONNECT TO MOTOR CONTROLLER, PUSH BUTTON AND CONTROLS FURNISHED BY OTHER SECTION. LOCATE DISCONNECT SWITCH IN CEILING SPACE.
 - VIA RELAY LOCATED ADJACENT FIRE ALARM CABINET SO THAT FIRE ALARM SYSTEM CONTROLS SMOKE DAMPER.
 - 3/4" C.O. WITH PULLWIRE AND BUSHING, TO TERMINATE 8" ABOVE CEILING OR LONGER WHERE NEEDED TO CLEAR OBSTRUCTION BY OTHER TRADES WITHIN CEILING CAVITY (TYPICAL ALL TELEPHONE OUTLETS).

PARTIAL FOURTH FLOOR PLAN
SCALE: 1/8" = 1' - 0"



KURT MEYER PARTNERS
ARCHITECTS

These drawings are instruments of service and are the property of Kurt Meyer Partners, Inc. All designs and other information on the drawings are for use on the specified project and shall not be used without expressed written permission of Kurt Meyer Partners, Inc.
Copyright Kurt Meyer Partners, Inc.
All Rights Reserved

APPROVED BY

HayakawaAssociates
CONSULTING ENGINEERS

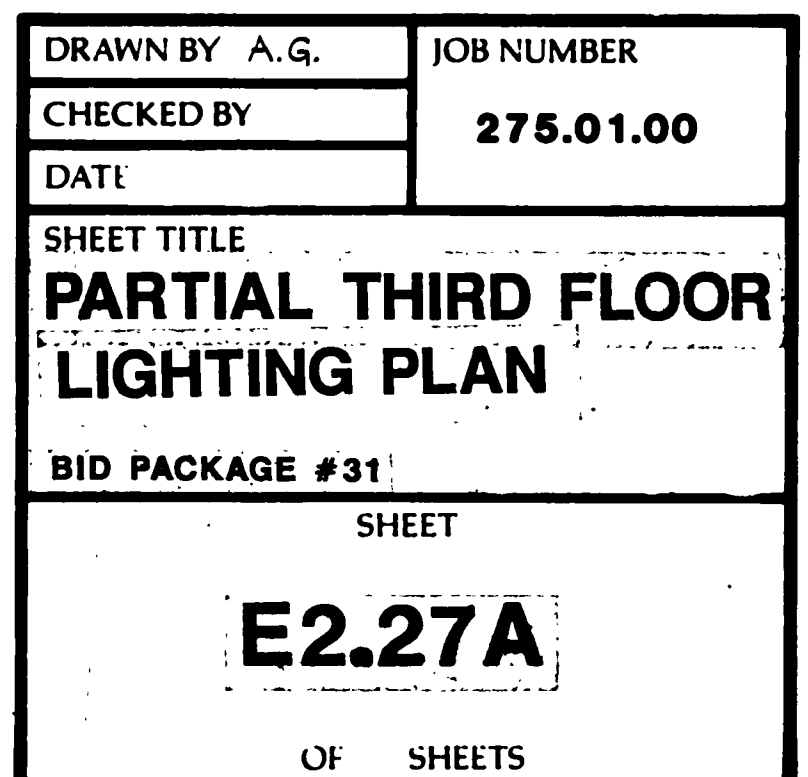
1180 SO. BEVERLY DRIVE
LOS ANGELES, CALIF. 90035
PHONE (213) 879-4477

PROFESSIONAL SEAL
Hayakawa Associates
REGISTERED PROFESSIONAL ENGINEER
No. 57310
STATE OF CALIFORNIA

11-5-91	AS BUILT BY BP 21
9-27-91	AS BUILT BY BP 17
3-4-91	BULLETIN #3 BP #21
10-3-90	BULLETIN #16 BP #21
10-3-90	BULLETIN #3 BP #17
6-11-90	BULLETIN #2 BP #17
NO.	DATE
	ITEM

S.C.A.Q.M.D.
Headquarters Facility
Diamond Bar, California

DRAWN BY Y.C.	JOB NUMBER
CHECKED BY	275.01
DATE 5-16-90	
SHEET TITLE	
PARTIAL FOURTH FLOOR POWER AND SIGNAL PLAN	
BID PACKAGE #17, #21	
SHEET	
E2.28	
OF SHEETS	




These drawings are instruments of service and are the property of Kurt Meyer Partners, Inc. All designs and other information on the drawings are for use on the specified project and shall not be used without expressed written permission of Kurt Meyer Partners, Inc.
Copyright: Kurt Meyer Partners, Inc.
All Rights Reserved

APPROVED BY

HayakawaAssociates
CONSULTING ENGINEERS

1180 SO. BEVERLY DRIVE
LOS ANGELES, CALIF. 90035
PHONE (213) 879-4477



	11-5-91	AS BUILT BY BP 21
	4-27-91	AS BUILT BY BP-17
△	5-3-91	BULL.#40 BP#21(FIRE DEPT. REV.)
△	3-4-91	BULLETIN #38 BP #21
NO.	DATE	ITEM



S.C.A.Q.M.D.
Headquarters Facility
Diamond Bar, California

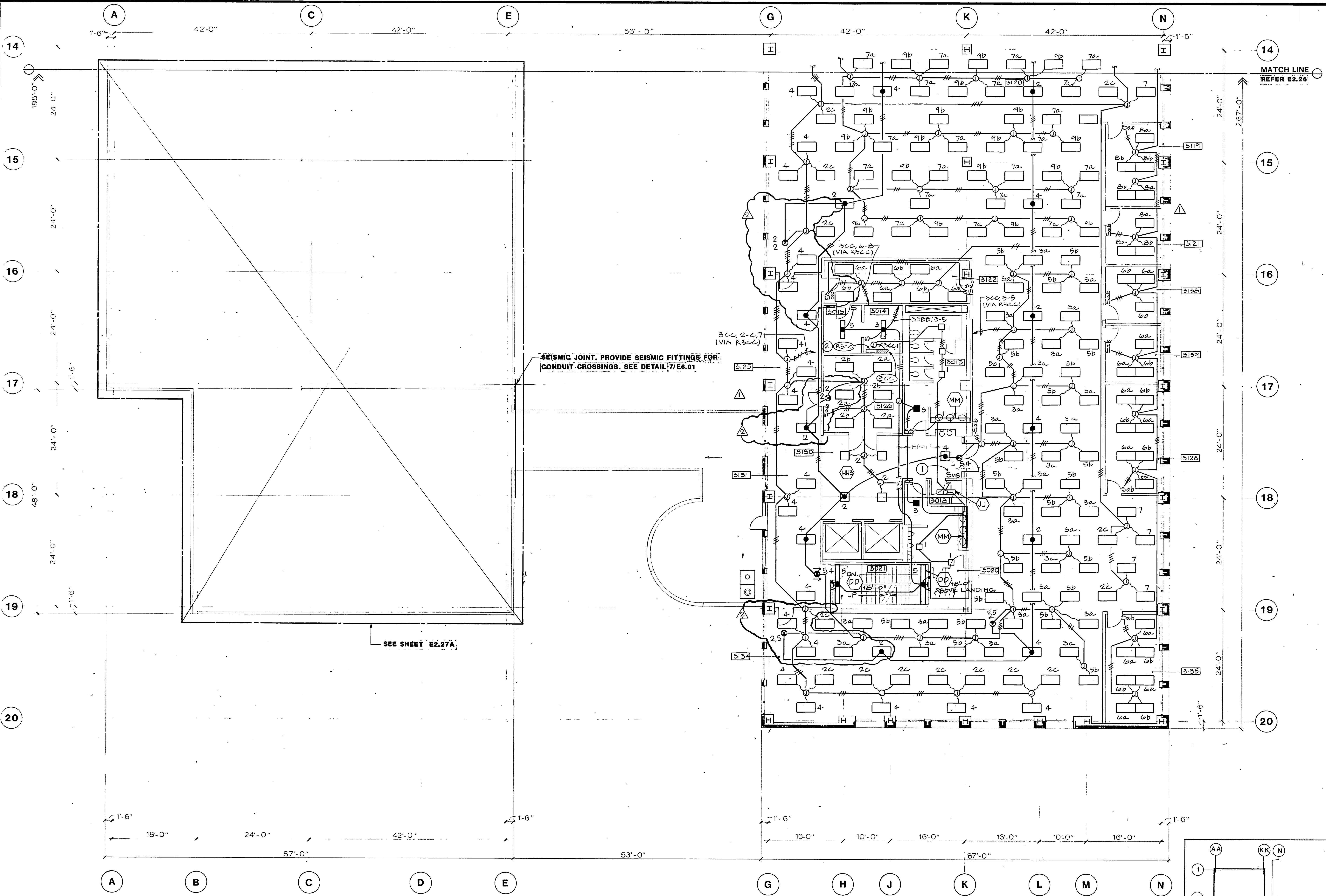
DRAWN BY Y.C. JOB NUMBER
CHECKED BY 275.01
DATE 5-18-90

SHEET TITLE
PARTIAL THIRD FLOOR LIGHTING PLAN
BID PACKAGE #17, #21

SHEET

E2.27

OF SHEETS



SEISMIC JOINT. PROVIDE SEISMIC FITTINGS FOR
CONDUIT CROSSINGS. SEE DETAIL 7/E6.01

SEE SHEET E2.27A

NOTE

- 1 LOW VOLTAGE MASTER OVERRIDE LIGHT SWITCH PER SPECIFICATIONS. PROVIDE ENGRAVED NAMEPLATE TO READ "MASTER OVERRIDE LIGHT SWITCH"
- 2 LOW VOLTAGE LIGHT CONTROL RELAY CABINET. SEE RISER DIAGRAM ON SHEET E4.09

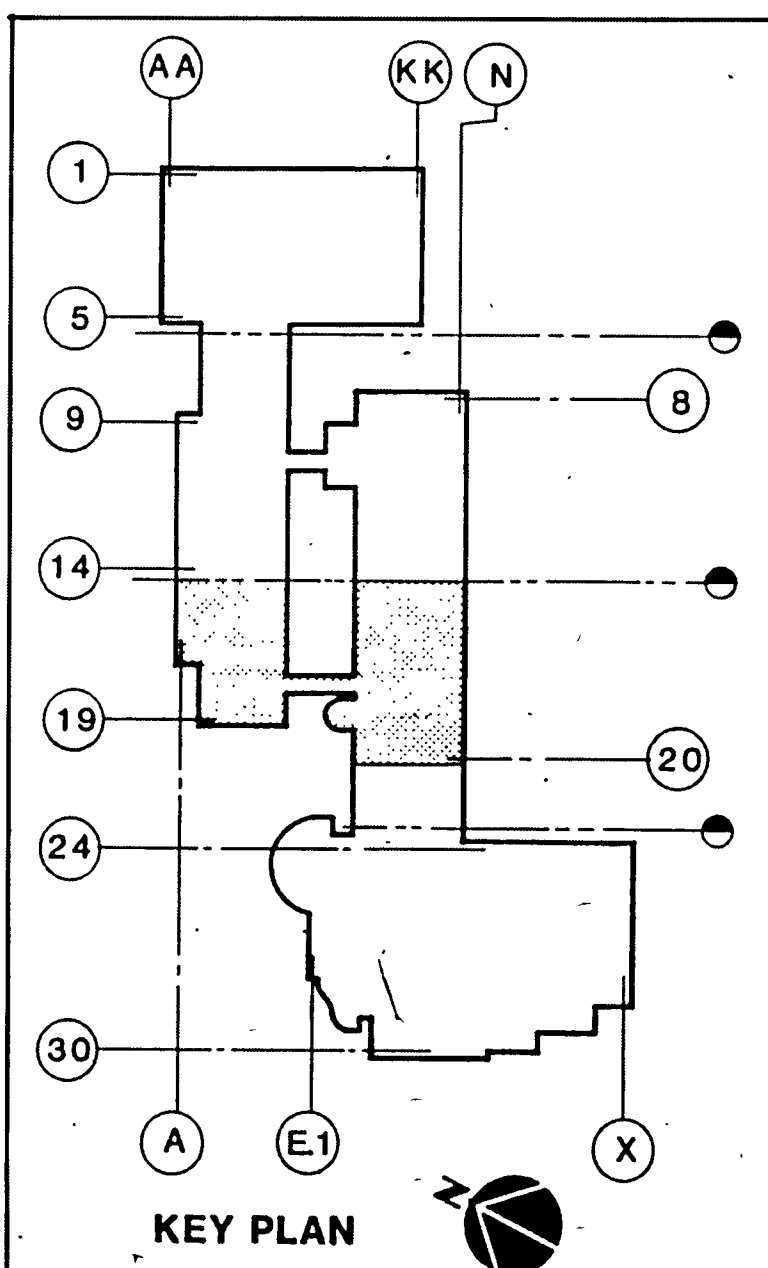
NOTES

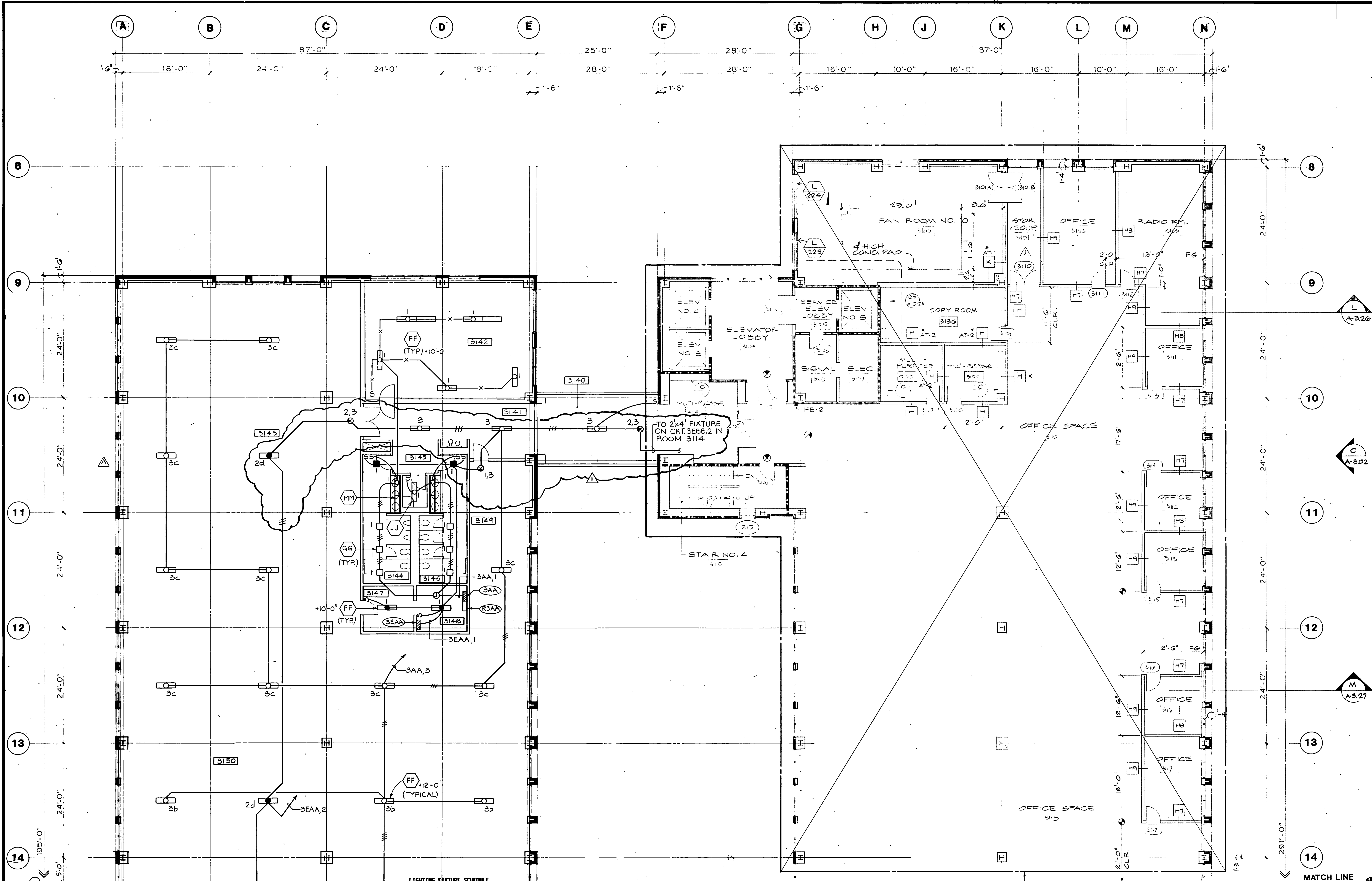
LIGHTING FIXTURE TYPE

- ALL SURFACE MOUNTED FLUORESCENT FIXTURES SHALL BE TYPE 'FF' UNLESS OTHERWISE NOTED. 'MH' = 10'-0"
- ALL RECESSED DOWNLIGHTS SHALL BE TYPE 'GG' UNLESS OTHERWISE NOTED.
- ALL RECESSED 2'x4' FLUORESCENT FIXTURES SHALL BE TYPE 'AA1' UNLESS OTHERWISE NOTED
- ALL EXIST SIGNS SHALL BE TYPE 'XX'

ROOM NO.	ROOM NAME
3013	SIGNAL ROOM
3014	ELECTRICAL ROOM
3015	WOMEN'S TOILET
3018	WOMEN'S CLOSET
3020	MEN'S TOILET
3021	STAIR NO. 2
3119	OFFICE
3120	OFFICE SPACE
3121	OFFICE
3122	COMPUTER
3125	OFFICE SPACE
3126	MULTI-PURPOSE RM
3128	OFFICE
3130	ELEVATOR LBY
3131	RECEPTIONIST
3134	OFFICE SPACE
3135	OFFICE
3136	OFFICE
3137	OFFICE

A PARTIAL THIRD FLOOR PLAN
SCALE: 1/8" = 1' - 0"





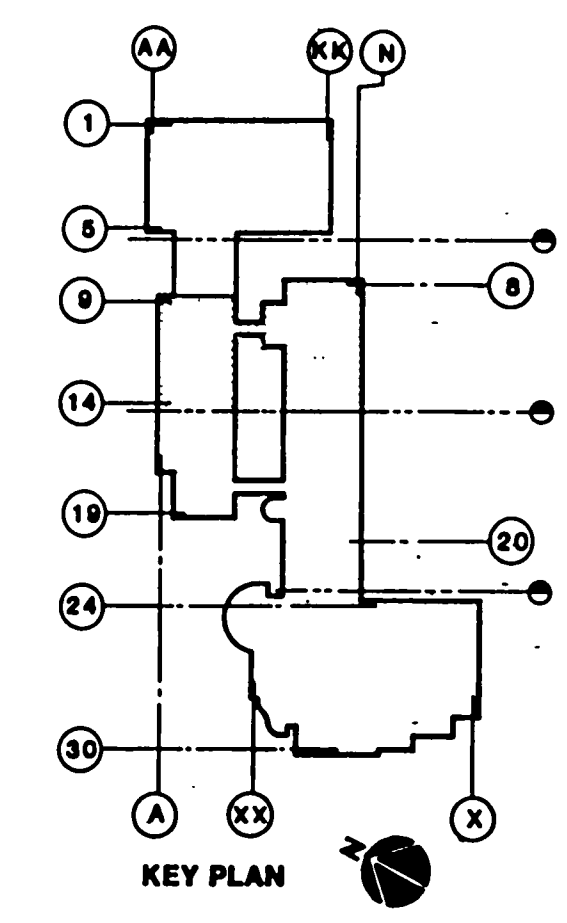
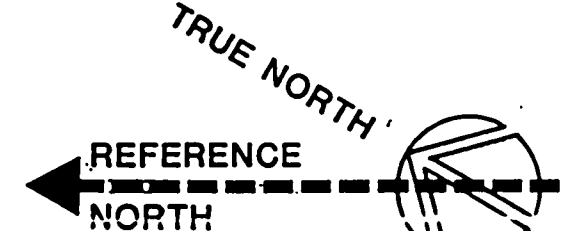
ROOM NO.	ROOM NAME
3140	BRIDGE NO. 4
3141	CORRIDOR
3142	FAN ROOM
3143	OFFICE SPACE
3144	MEN'S TOILET
3145	JANITOR'S ROOM
3146	WOMEN'S TOILET
3147	SIGNAL ROOM
3148	ELECTRICAL ROOM
3149	OFFICE SPACE
3150	OFFICE SPACE

TYPE	VOLTS	LAMPS	BALLASTS	MOUNTING	DESCRIPTION	MANUFACTURER	USE	REMARKS
DD	277	2F32 T8, RS	(1) 2L	SURFACE WALL	6" X 6" RECTANGULAR 8' LENGTH FLUORESCENT WITH EXTRUDED ALUMINUM HOUSING, DIECAST END PLATE, STEEL REFLECTOR WITH BAKED WHITE ENAMEL.	PRUDENTIAL P-200-SK100-OR EQUAL	STAIRS	
FF	277	2F32 T8, RS	2L	PENDANT	INDUSTRIAL FLUORESCENT FIXTURE WITH WHITE PORCELAIN ENAMEL SLOTTED REFLECTOR, 10-15W UPLIGHT AND BAKED ENAMEL FINISH.	LIGHTOLIER P-200-SK100-OR EQUAL	ELECT. MECH. COMM. ROOM	FOR CONTINUOUS RUNS, USE 8" RODIES AS PRACTICAL.
GG	277	2PL13	HIGH POWER FACTOR	RECESSED	COMPACT FLUORESCENT DOWNLIGHT WITH DIECAST ALUMINUM HOUSING, SPECULAR CLEAR ALZAK REFLECTOR, MATTE WHITE TRIM FLANGE, COMPLETE WITH THERMALLY PROTECTED FRAME IN KIT.	LIGHTOLIER 8055-50, PARCO OR EQUAL	TOILET STAIR	
JJ	277	2F32 T8, RS	2L	SURFACE	HEAVY DUTY HALF ROUND FLUORESCENT WITH DIECAST STEEL HOUSING, TRANSLUCENT WHITE OPAL ACRYLIC DIFFUSER, WHITE BAKED ENAMEL FINISH.	PRUDENTIAL P-200-SK100-OR EQUAL	JANITOR	
MM	277	2F40	2L	SURFACE WALL	4' LONG FLUORESCENT WITH ONE-PIECE ACRYLIC DIFFUSER, BURRED TOP, FLAT FRONT, PRISMATIC BOTTOM.	LIGHTOLIER 10239 SERIES	TOILET (ABOVE MIRROR)	

NOTE: ALL FLUORESCENT BALLASTS EXCEPT FOR PL LAMP BALLAST SHALL BE ELECTRONIC BALLASTS UNLESS OTHERWISE NOTED.

A PARTIAL THIRD FLOOR PLAN

SCALE: 1/8" = 1' - 0"



KURT MEYER PARTNERS
ARCHITECTS PLANNERS

2000 Birchwood Drive
Los Angeles, California 90068
(213) 467-7151


These drawings are instruments of service and are the property of Kurt Meyer Partners, Inc. All designs and other information on the drawings are for use on the specified project and shall not be used without expressed written permission of Kurt Meyer Partners, Inc.

Copyright: Kurt Meyer Partners, Inc.
All Rights Reserved

APPROVED BY

HayakawaAssociates
CONSULTING ENGINEERS

1180 SO. BEVERLY DRIVE
LOS ANGELES, CALIF. 90035
PHONE (213) 879-4477



	11-5-91	AS BUILT BY BP 21
	7-27-91	AS BUILT BY BP-31
△	5-3-91	BULL.#49 BP#21(FIRE DEPT. REV
△		ADDENDUM TO BP#31
NO.	DATE	ITEM



S.C.A.Q.M.D.
Headquarters Facility
Diamond Bar, California


DRAWN BY	A.G.	JOB NUMBER	275.01.00
CHECKED BY			
DATE			
SHEET TITLE	PARTIAL THIRD FLOOR LIGHTING PLAN		
BID PACKAGE #31			
SHEET	E2.26A		
OF SHEETS			

These drawings are instruments of service and are the property of Kurt Meyer Partners, Inc. All designs and other information on the drawings are for use on the specified project and shall not be used without expressed written permission of Kurt Meyer Partners, Inc.
Copyright, Kurt Meyer Partners, Inc.
All Rights Reserved

APPROVED BY

HayakawaAssociates
CONSULTING ENGINEERS

1180 S. BEVERLY DRIVE
LOS ANGELES, CALIF. 90035
PHONE (213) 879-4477



11-5-91	AS BUILT BY BP 21
9-27-91	AS BUILT BY BP-17
5-3-91	BULL.#49 BP#21 (FIRE DEPT. REV.)
3-4-91	BULLETIN #36 BP #21
Q. DATE	ITEM



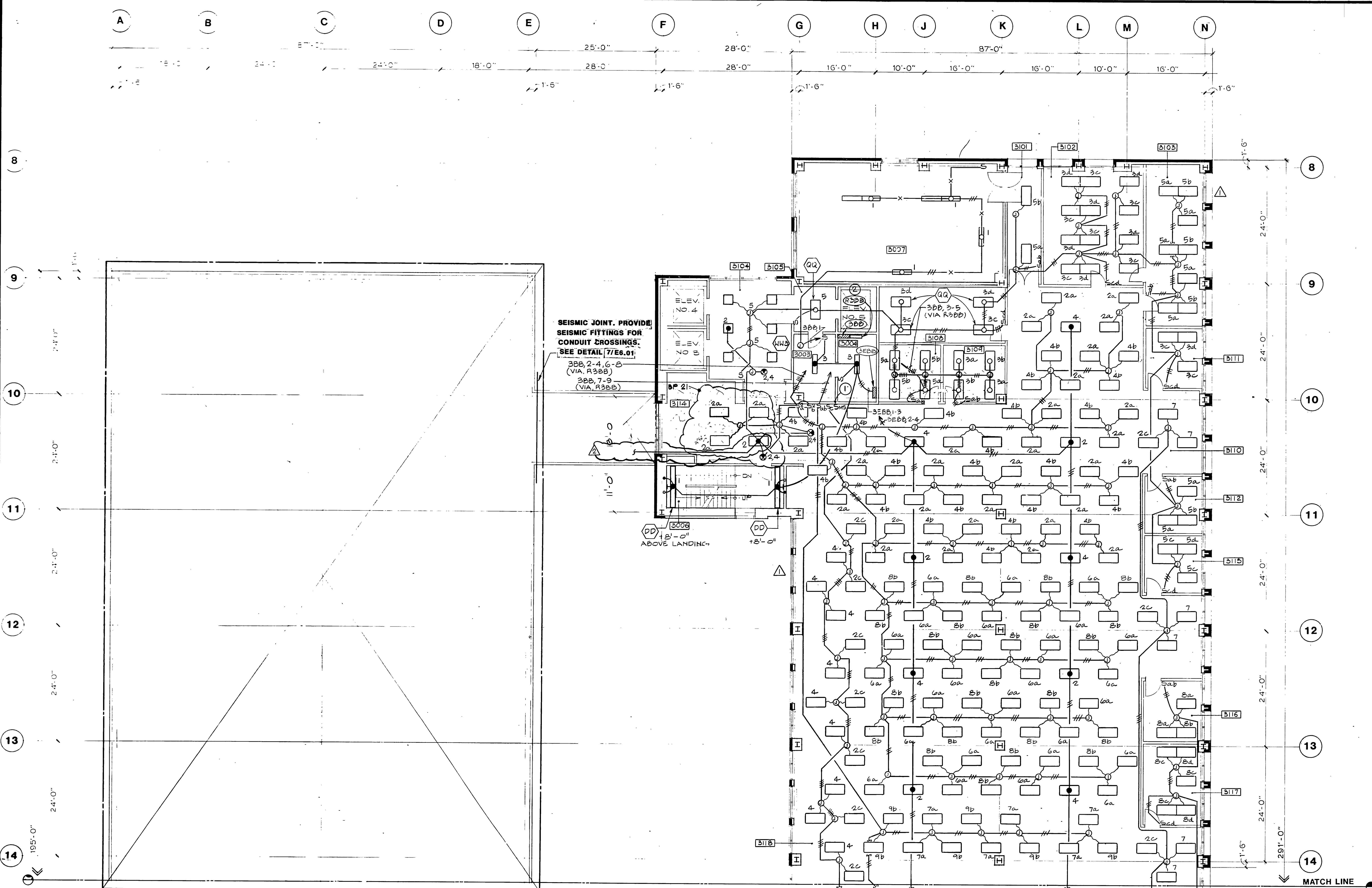
S.C.A.Q.M.D.
Headquarters Facility
Diamond Bar, California

DRAWN BY Y.C. JOB NUMBER
CHECKED BY 275.01
DATE 5-18-90

SHEET TITLE
**PARTIAL THIRD
FLOOR LIGHTING PLAN**
BID PACKAGE #17, #21

E2.26

OF SHEETS

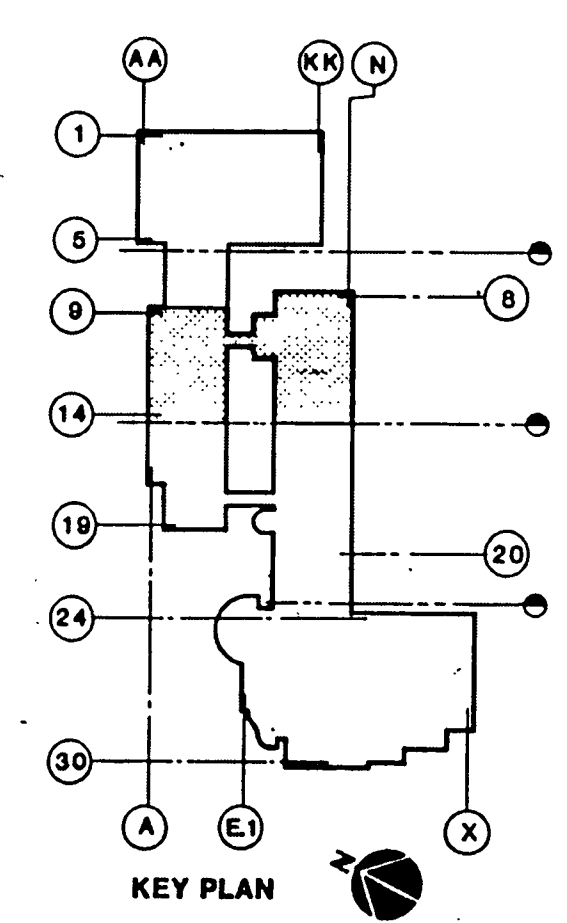


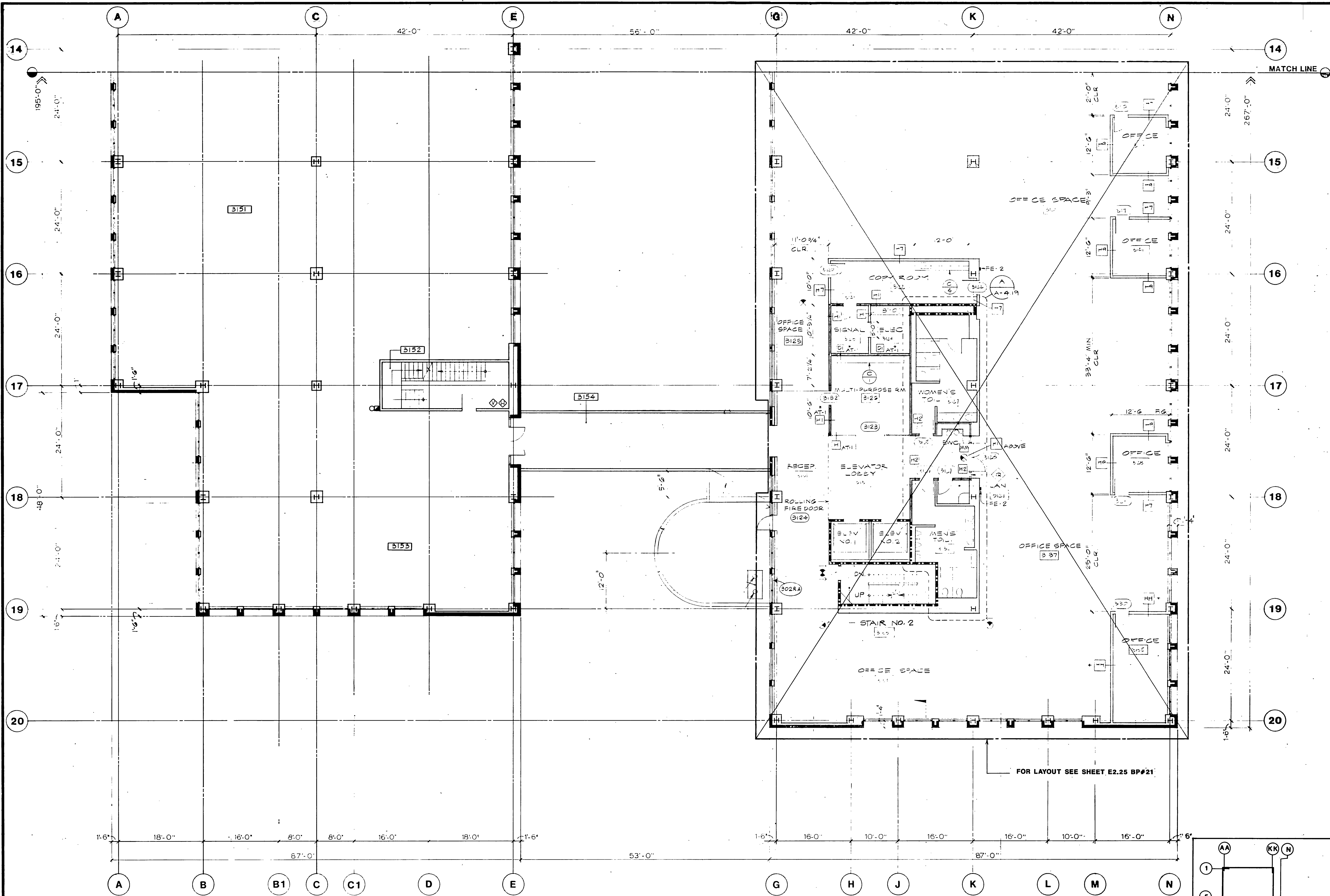
ROOM NO.	ROOM NAME
3003	SIGNAL ROOM
3004	ELECTRICAL ROOM
3005	STAIR NO. 4
3007	FAIR ROOM NO. 10
3101	STORAGE/EQUIP.
3102	OFFICE
3103	RADIO RM
3104	ELEVATOR LBY
3105	SERV. ELEVATOR LBY
3106	MULTI-PURPOSE RM
3109	MULTI-PURPOSE RM
3110	OFFICE SPACE
3111	OFFICE
3112	OFFICE
3113	OFFICE
3114	MULTI-PURPOSE RM
3116	OFFICE
3117	OFFICE
3118	OFFICE SPACE

- NOTE
- 1 LOW VOLTAGE MASTER OVERRIDE LIGHT SWITCH PER SPECIFICATIONS. PROVIDE ENGRAVED NAMEPLATE TO READ "MASTER OVERRIDE LIGHT SWITCH"
 - 2 LOW VOLTAGE LIGHT CONTROL RELAY CABINET. SEE RISER DIAGRAM ON SHEET E4.09

- NOTES
- LIGHTING FIXTURE TYPE
- ALL SURFACE MOUNTED FLUORESCENT FIXTURES SHALL BE TYPE 'FF' UNLESS OTHERWISE NOTED. MN=10'-0"
 - ALL RECESSED DOWNLIGHTS SHALL BE TYPE 'GG' UNLESS OTHERWISE NOTED.
 - ALL RECESSED 2'x4' FLUORESCENT FIXTURES SHALL BE TYPE 'AA' UNLESS OTHERWISE NOTED.
 - ALL EXIT SIGNS SHALL BE TYPE 'XX'

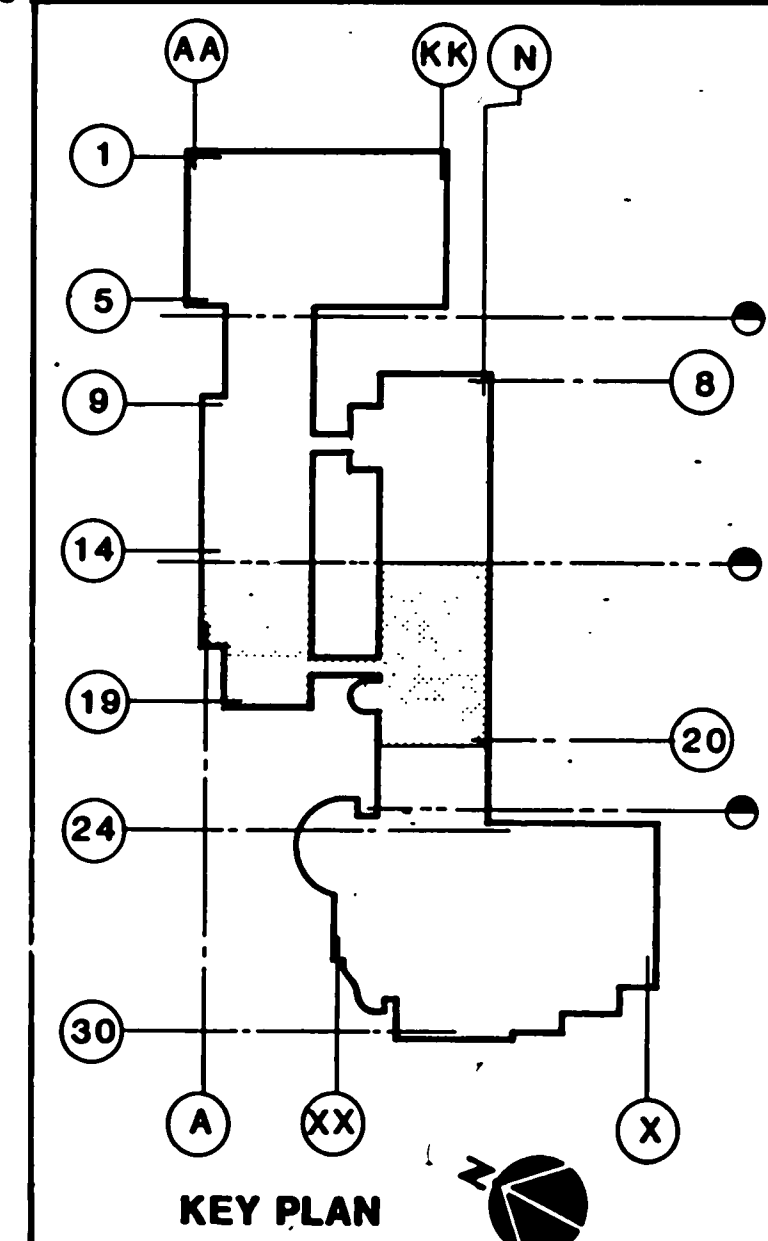

A PARTIAL THIRD FLOOR PLAN
SCALE: 1/8" = 1' - 0"





ROOM NO.	ROOM NAME
3151	OFFICE SPACE
3152	STAIR NO. 3
3153	OFFICE SPACE
3154	BRIDGE NO. 3

A PARTIAL THIRD FLOOR PLAN
SCALE: 1/8" = 1' - 0"



KURT MEYER PARTNERS
ARCHITECTS
PLANNERS


2600 Beachwood Drive
Los Angeles, California 90068
213-467-1541

These drawings are instruments of service and are the property of Kurt Meyer Partners, Inc. All designs and other information on the drawings are for use on the specified project and shall not be used without expressed written permission of Kurt Meyer Partners, Inc.
Copyright, Kurt Meyer Partners, Inc.
All Rights Reserved

APPROVED BY

HayakawaAssociates
CONSULTING ENGINEERS

1180 SO. BEVERLY DRIVE
LOS ANGELES, CALIF 90035
PHONE (213) 879-4477

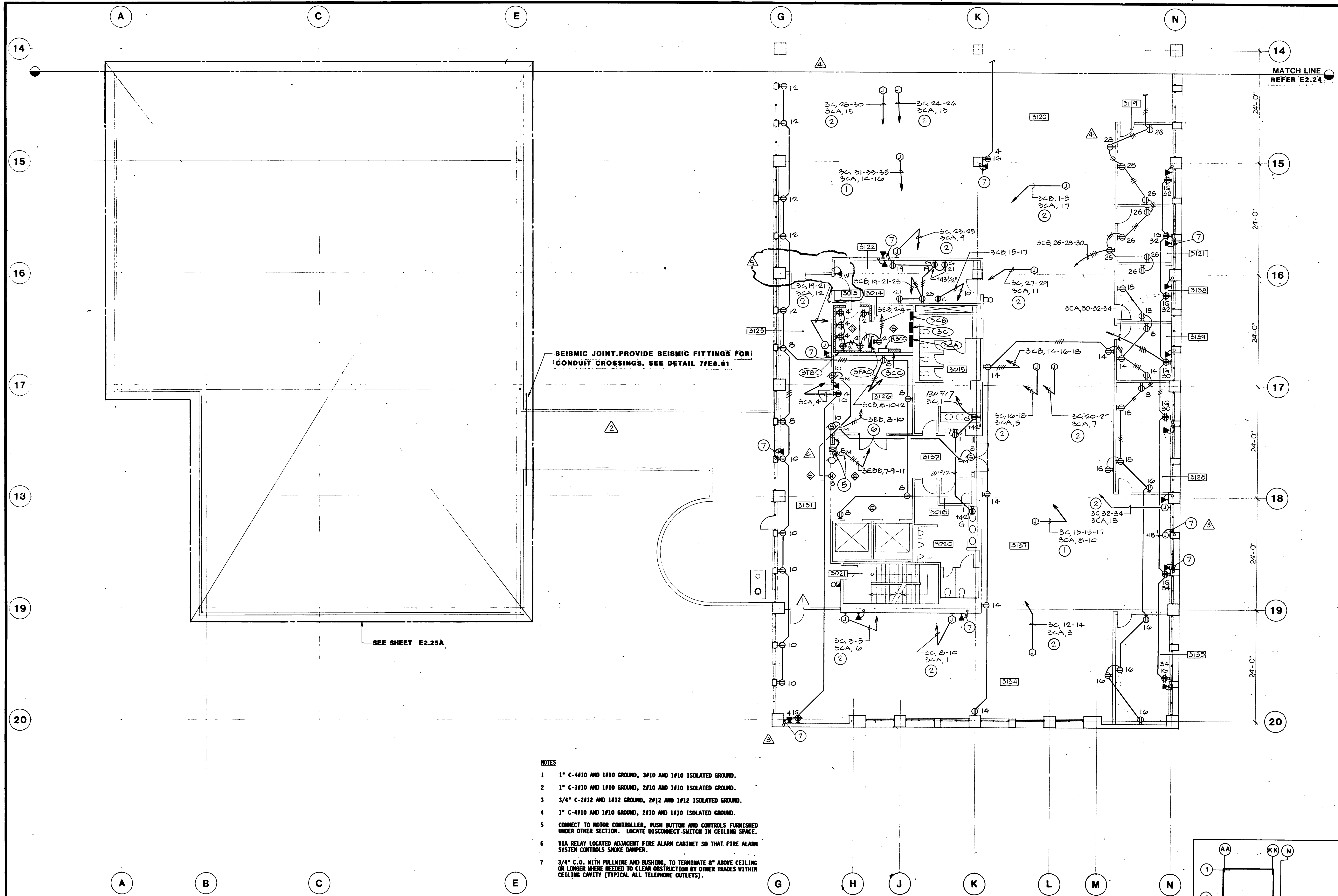


	11-5-91	AS BUILT BY BP 21
	9-27-91	AS BUILT BY BP-31
NO.	DATE	ITEM



S.C.A.Q.M.D.
Headquarters Facility
Diamond Bar, California

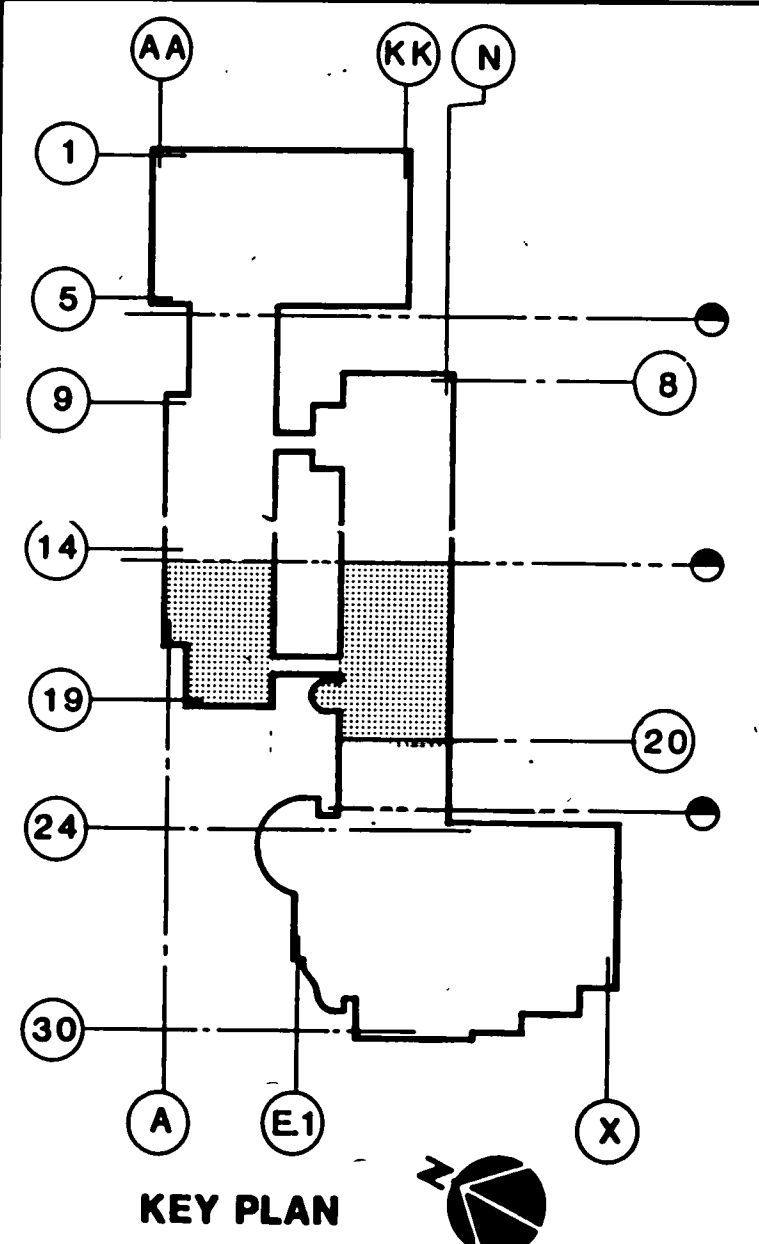
DRAWN BY	A.G.	JOB NUMBER	275.01.00
CHECKED BY			
DATE			
SHEET TITLE	PARTIAL THIRD FLOOR POWER AND SIGNAL PLAN		
	BID PACKAGE #31		
	SHEET		
	E2.25A		
	OF SHEETS		



NOTES

- 1" C-4010 AND 1010 GROUND, 3010 AND 1010 ISOLATED GROUND.
- 1" C-3010 AND 1010 GROUND, 2010 AND 1010 ISOLATED GROUND.
- 3/4" C-2012 AND 1012 GROUND, 2012 AND 1012 ISOLATED GROUND.
- 1" C-4010 AND 1010 GROUND, 2010 AND 1010 ISOLATED GROUND.
- CONNECT TO MOTOR CONTROLLER, PUSH BUTTON AND CONTROLS FURNISHED UNDER OTHER SECTION. LOCATE DISCONNECT SWITCH IN CEILING SPACE.
- VIA RELAY LOCATED ADJACENT FIRE ALARM CABINET SO THAT FIRE ALARM SYSTEM CONTROLS SMOKE DAMPER.
- 3/4" C.O. WITH PULLWIRE AND BUSHING, TO TERMINATE 8" ABOVE CEILING OR LONGER WERE NEEDED TO CLEAR OBSTRUCTION BY OTHER TRADES WITHIN CEILING CAVITY (TYPICAL ALL TELEPHONE OUTLETS).

ROOM NO.	ROOM NAME
3013	SIGNAL ROOM
3014	ELECTRICAL ROOM
3015	WOMEN'S TOILET
3018	JANITOR'S CLOSET
3020	WOMEN'S TOILET
3021	STAIR NO. 2
3119	OFFICE
3120	OFFICE SPACE
3121	OFFICE
3122	COPY RM
3125	OFFICE SPACE
3126	MULTI-PURPOSE RM
3128	OFFICE
3130	ELEVATOR LBY
3131	RECEPTIONIST
3134	OFFICE SPACE
3135	OFFICE
3137	OFFICE SPACE
3138	OFFICE
3139	OFFICE



PARTIAL THIRD FLOOR PLAN
SCALE: 1/8" = 1' - 0"


KURT MEYER PARTNERS

These drawings are instruments of service and are the property of Kurt Meyer Partners, Inc. All designs and other information on the drawings are for use on the specified project and shall not be used without expressed written permission of Kurt Meyer Partners, Inc.
Copyright © Kurt Meyer Partners, Inc.
All Rights Reserved

APPROVED BY

HayakawaAssociates
CONSULTING ENGINEERS

1180 SO. BEVERLY DRIVE
LOS ANGELES, CALIF. 90035
PHONE (213) 879-4477



11-9-91	AS BUILT BY BP 21
4-27-91	AS BUILT BY BP-17
5-3-91	BULL#49 BP#21(FIRE DEPT. REV.)
3-4-91	BULLETIN #3 BP #21
10-3-90	BULLETIN #16 BP #21
10-3-90	BULLETIN #8 BP #17
6-1-90	BULLETIN #2 BP #17
NO.	DATE
	ITEM



S.C.A.Q.M.D.
Headquarters Facility
Diamond Bar, California

DRAWN BY J.C.	JOB NUMBER
CHECKED BY	275.01
DATE 5-16-90	
SHEET TITLE	
PARTIAL THIRD FLOOR POWER AND SIGNAL PLAN	BID PACKAGE #17, #21
SHEET	
E2.25	
OF SHEETS	

MEYER & ALLEN
ASSOCIATES

ARCHITECTS
PLANNERS

2092 Birchwood Drive
Los Angeles, California 90068
213 467 7151


These drawings are instruments of service and are the property of Meyer & Allen Associates. All designs and other information on the drawings are for use on the specified project and shall not be used without expressed written permission of Meyer & Allen Associates.
Copyright 1989, Meyer & Allen Associates
All Rights Reserved

APPROVED BY

Kurt W. Meyer, FAIA
Architect C-1951

HayakawaAssociates
CONSULTING ENGINEERS

1180 SO. BEVERLY DRIVE
LOS ANGELES, CALIF. 90035
PHONE (213) 879-4477



NO.	DATE	ITEM
11-5-91	AS BUILT BY BP 21	
9-27-91	AS BUILT BY BP-31	



S.C.A.Q.M.D.
Headquarters Facility
Diamond Bar, California

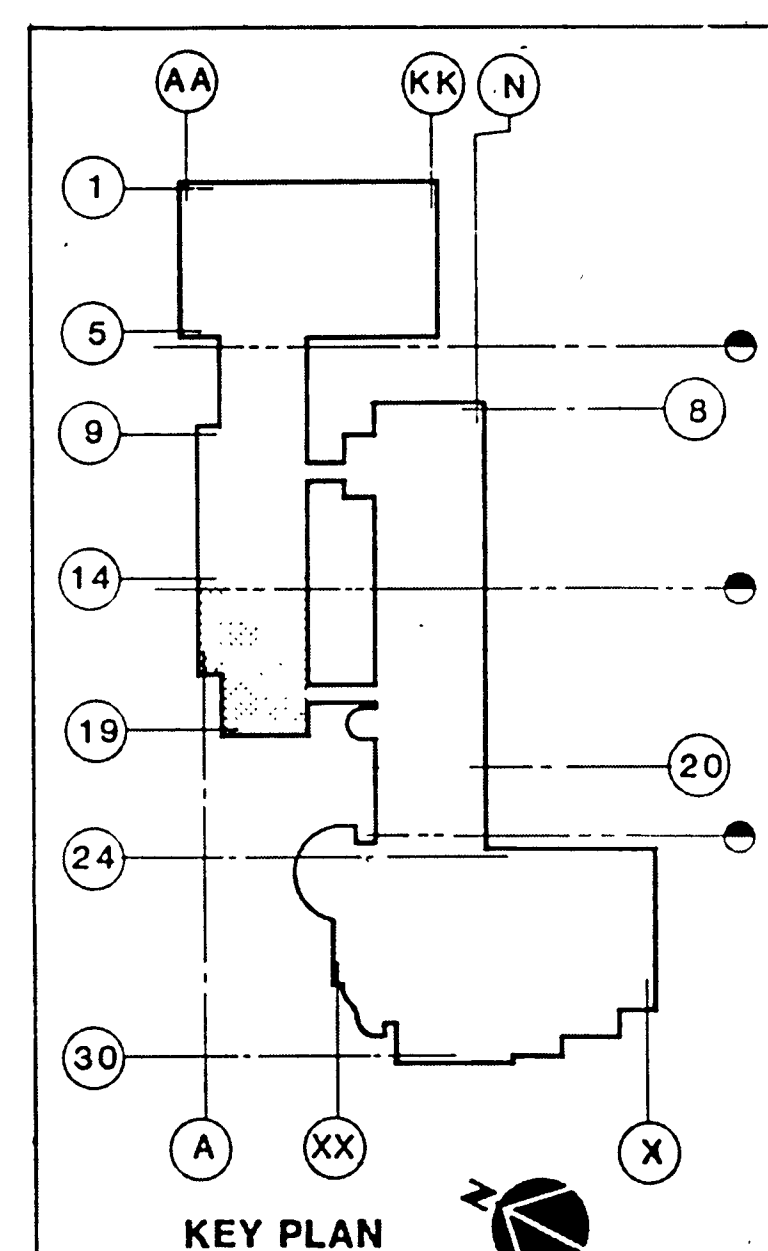
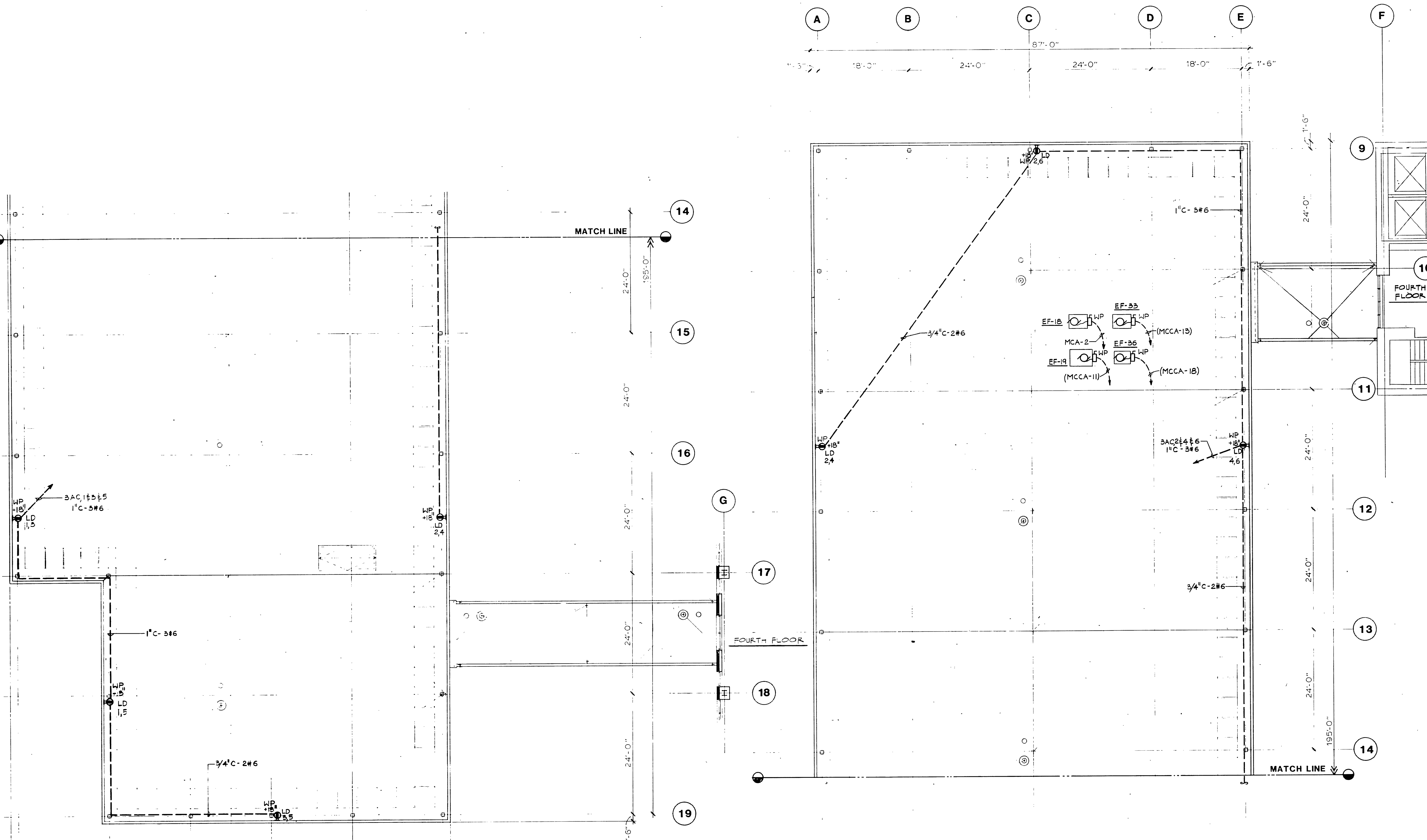
DRAWN BY: A.G. JOB NUMBER: 275.01.07
CHECKED BY: DATE: SHEET TITLE:

PARTIAL THIRD FLOOR
ROOF PLAN

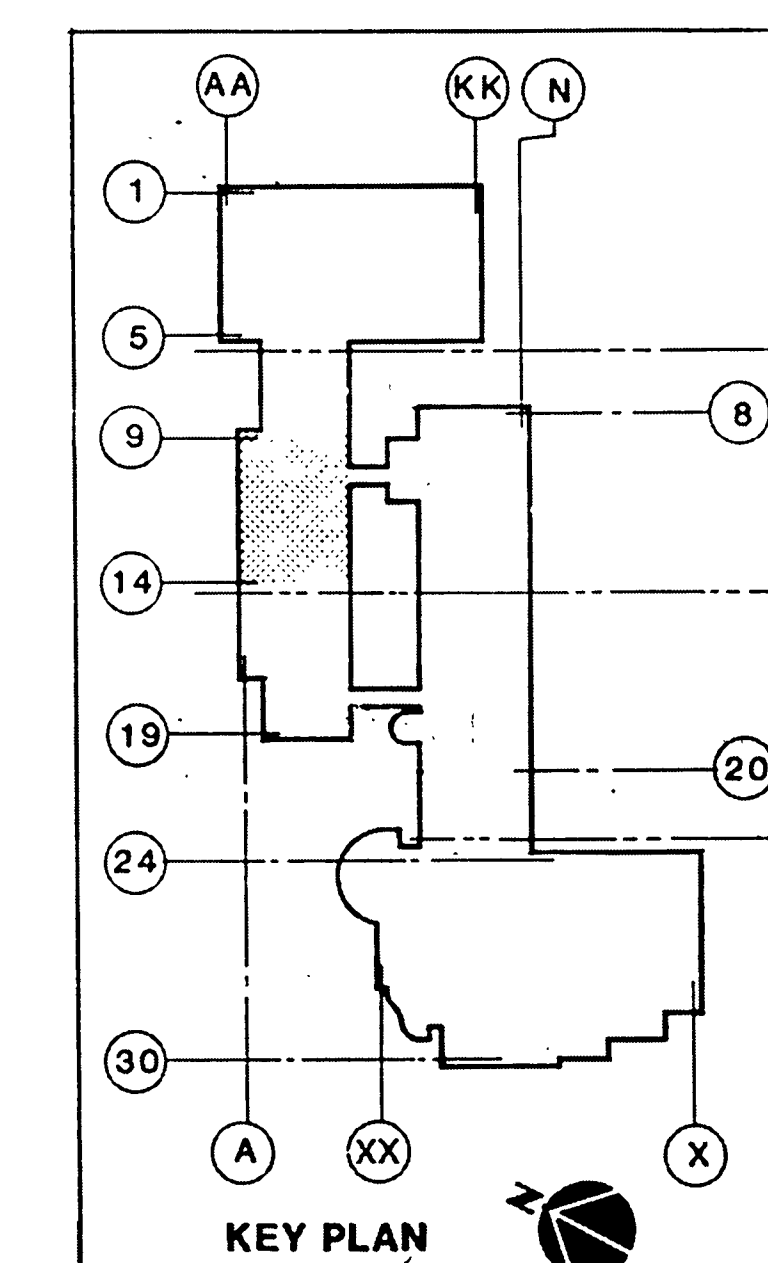
BID PACKAGE #31
SHEET

E2.24B

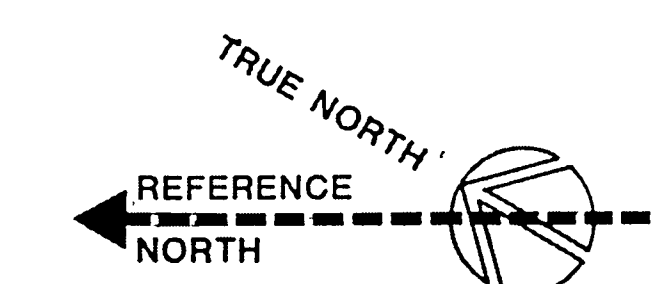
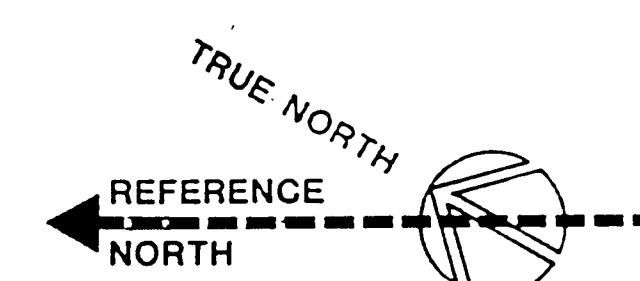
OF SHEETS



A PARTIAL THIRD FLOOR ROOF PLAN
SCALE: 1/8" = 1'-0"



A PARTIAL THIRD FLOOR ROOF PLAN
SCALE: 1/8" = 1'-0"




These drawings are instruments of service and are the property of Kurt Meyer Partners, Inc. All designs and other information on the drawings are for use on the specified project and shall not be used without expressed written permission of Kurt Meyer Partners, Inc. Copyright, Kurt Meyer Partners, Inc. All Rights Reserved


APPROVED BY

HayakawaAssociates
CONSULTING ENGINEERS

1180 SO. BEVERLY DRIVE
LOS ANGELES, CALIF 90035
PHONE (213) 879-4477



11-5-91 AS BUILT BY BP-21
7-27-91 AS BUILT BY BP-31
NO. DATE ITEM



S.C.A.Q.M.D.
Headquarters Facility
Diamond Bar, California

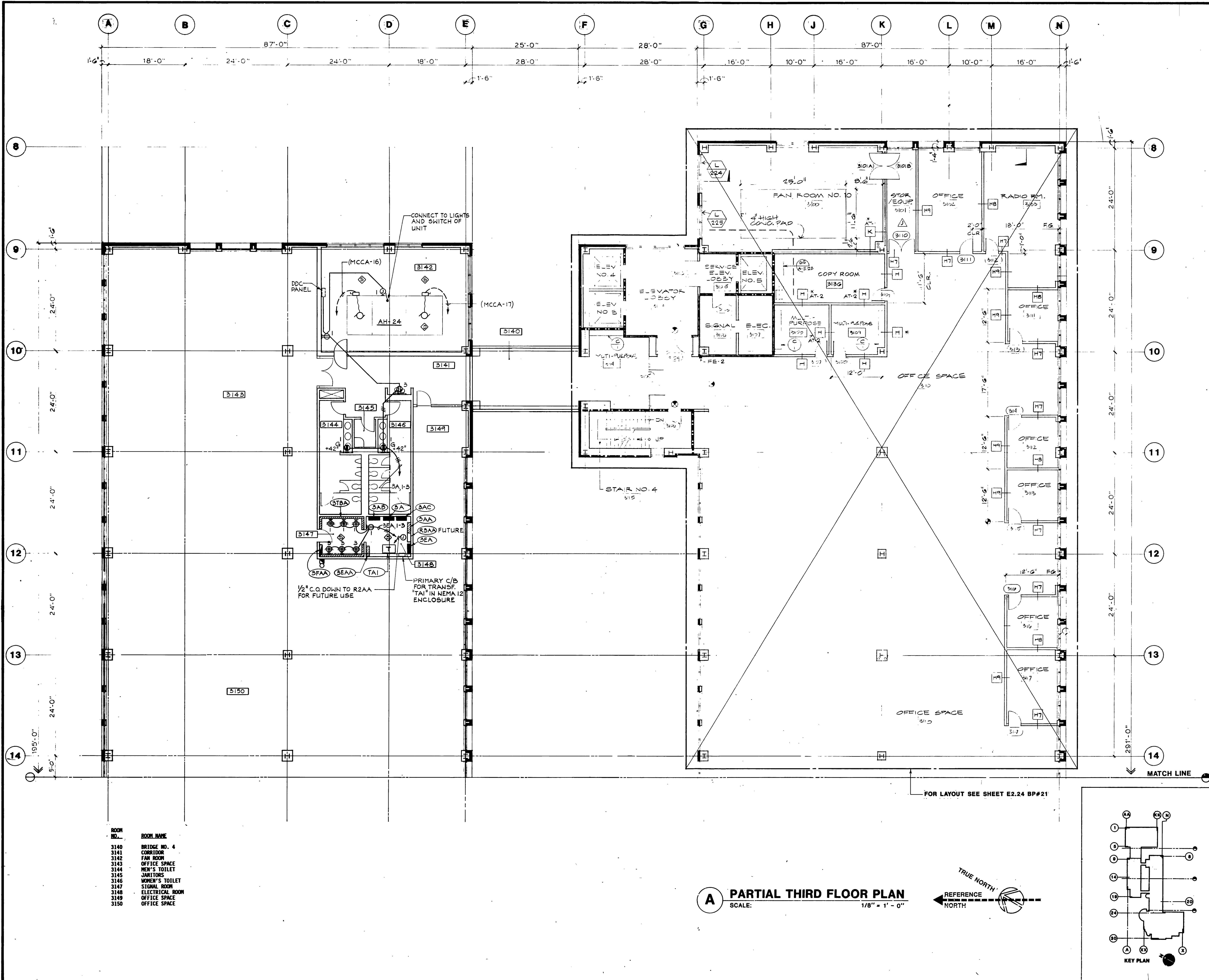
DRAWN BY: A.G. JOB NUMBER: 275.01.00
CHECKED BY: DATE:

SHEET TITLE: PARTIAL THIRD FLOOR POWER AND SIGNAL PLAN
BID PACKAGE #31

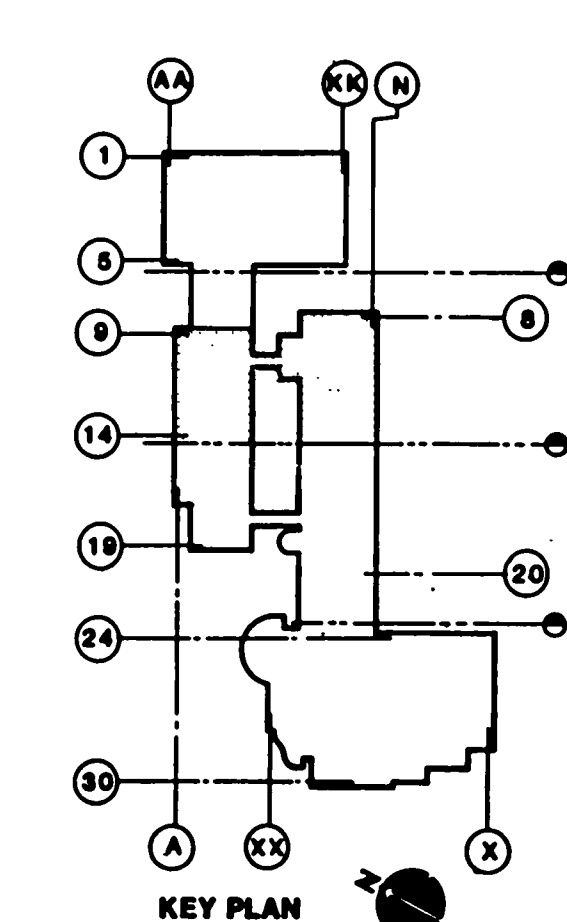
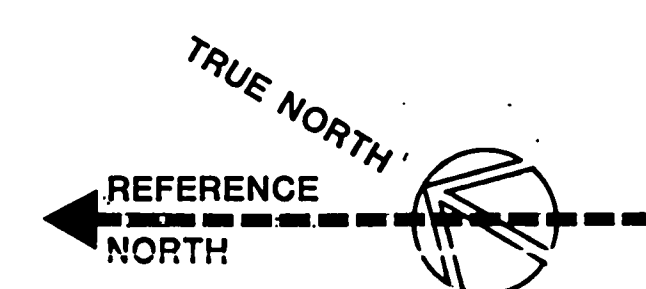
SHEET

E2.24A

OF SHEETS



A PARTIAL THIRD FLOOR PLAN
SCALE: 1/8" = 1' - 0"




ROOM NO.	ROOM NAME
3140	BRIDGE NO. 4
3141	CORRIDOR
3142	FAN ROOM
3143	OFFICE SPACE
3144	MEN'S TOILET
3145	JANITOR'S
3146	WOMEN'S TOILET
3147	SIGNAL ROOM
3148	ELECTRICAL ROOM
3149	OFFICE SPACE
3150	OFFICE SPACE

These drawings are instruments of service and are the property of Kurt Meyer Partners, Inc. All designs and other information on the drawings are for use on the specified project and shall not be used without expressed written permission of Kurt Meyer Partners, Inc.
Copyright, Kurt Meyer Partners, Inc.
All Rights Reserved

APPROVED BY

HayakawaAssociates
CONSULTING ENGINEERS

1180 SO. BEVERLY DRIVE
LOS ANGELES, CALIF 90035
PHONE (213) 879-4477



11-5-91	AS BUILT BY BP 21
4-27-91	AS BUILT BY BP-17
3-4-91	BULLETIN #32 BP#21
10-3-90	BULLETIN #16 BP#21
10-3-90	BULLETIN #8 BP#17
	ADDENDUM TO BP#21
NO.	DATE
	ITEM



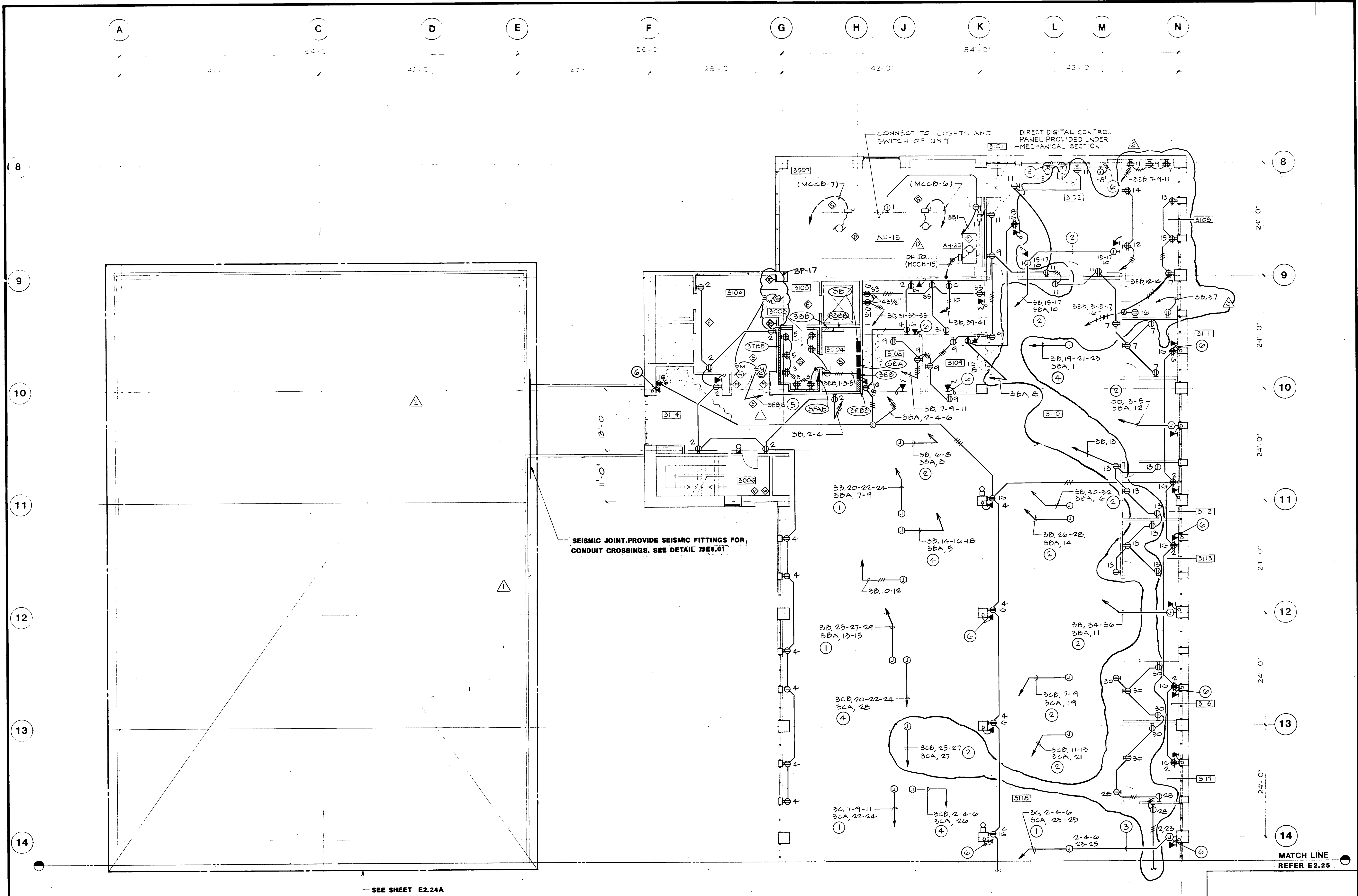
S.C.A.Q.M.D.
Headquarters Facility
Diamond Bar, California

DRAWN BY Y.C. JOB NUMBER
CHECKED BY 275.01
DATE 5-15-90

SHEET TITLE
**PARTIAL THIRD FLOOR
POWER AND SIGNAL
PLAN** BID PACKAGE #17, #21
SHEET

E2.24

OF SHEETS



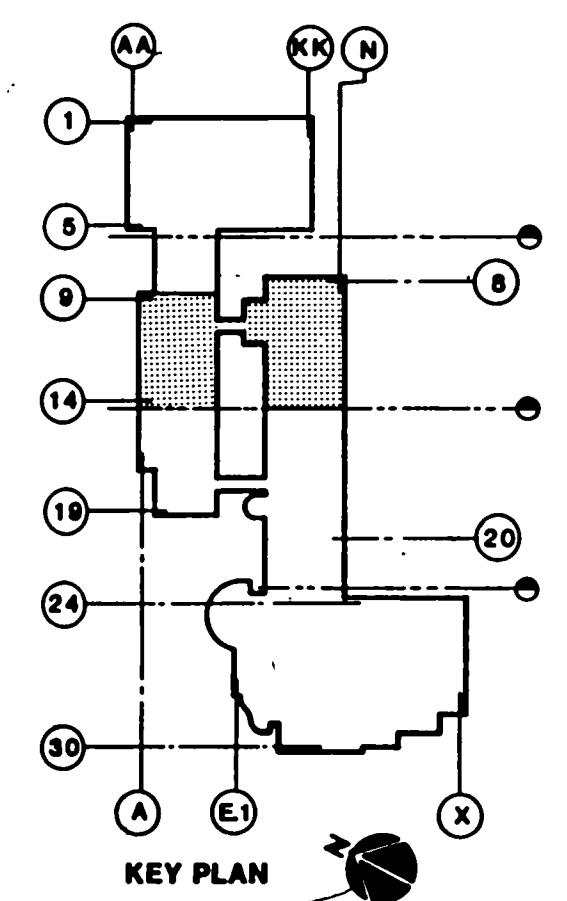
NOTES

- 1" C-4#10 AND 1#10 GROUND, 3#10 AND 1#10 ISOLATED GROUND.
- 1" C-3#10 AND 1#10 GROUND, 2#10 AND 1#10 ISOLATED GROUND.
- 3/4" C-2#12 AND 1#12 GROUND, 2#12 AND 1#12 ISOLATED GROUND.
- 1" C-4#10 AND 1#10 GROUND, 2#10 AND 1#10 ISOLATED GROUND.
- VIA RELAY LOCATED ADJACENT FIRE ALARM CABINET SO THAT FIRE ALARM SYSTEM CONTROLS SMOKE DAMPER.
- 3/4" C.O. WITH PULLWIRE AND BUSHING, TO TERMINATE 8" ABOVE CEILING OR LONGER WHERE NEEDED TO CLEAR OBSTRUCTION BY OTHER TRADES WITHIN CEILING CAVITY (TYPICAL ALL TELEPHONE OUTLETS).

PARTIAL THIRD FLOOR PLAN

SCALE: 1/8" = 1' - 0"

ROOM NO.	ROOM NAME
3003	SIGNAL ROOM
3004	ELECTRICAL ROOM
3006	STAIR NO. 4
3007	FAM ROOM NO. 10
3101	STORAGE/EQUIP.
3102	OFFICE
3103	RADIO RM
3104	ELEVATOR LBY
3105	SEV. ELEVATOR LBY
3108	MULTI-PURPOSE RM
3109	MULTI-PURPOSE RM
3110	OFFICE SPACE
3111	OFFICE
3112	OFFICE
3113	OFFICE
3114	MULTI-PURPOSE RM
3116	OFFICE
3117	OFFICE
3118	OFFICE SPACE



KURT MEYER
PARTNERS

ARCHITECTS
ENGINEERS


1000 BROADWAY, 10TH FLOOR
NEW YORK, N.Y. 10018
212 691-1000

These drawings are instruments of service and are the property of Kurt Meyer Partners, Inc. All designs and other information on the drawings are for use on the specified project and shall not be used without expressed written permission of Kurt Meyer Partners, Inc.
Copyright Kurt Meyer Partners, Inc.
All Rights Reserved

APPROVED BY

HayakawaAssociates
CONSULTING ENGINEERS

1180 SO. BEVERLY DRIVE
LOS ANGELES, CALIF 90035
PHONE (213) 878-4477



11-5-91	AS BUILT BY BP 21
9-27-91	AS BUILT BY BP-17
5-3-91	BULL #29 BP#21 (FIRE DEPT. REV.)
3-14-91	BULLETIN #41 BP#21
3-4-91	BULLETIN #25 BP#21
7-27-90	ADDENDUM TO BP#21
NO.	DATE
	ITEM



S.C.A.Q.M.D.
Headquarters Facility
Diamond Bar, California

DRAWN BY Y. C. JOB NUMBER
CHECKED BY 275.01

DATE 5-16-90

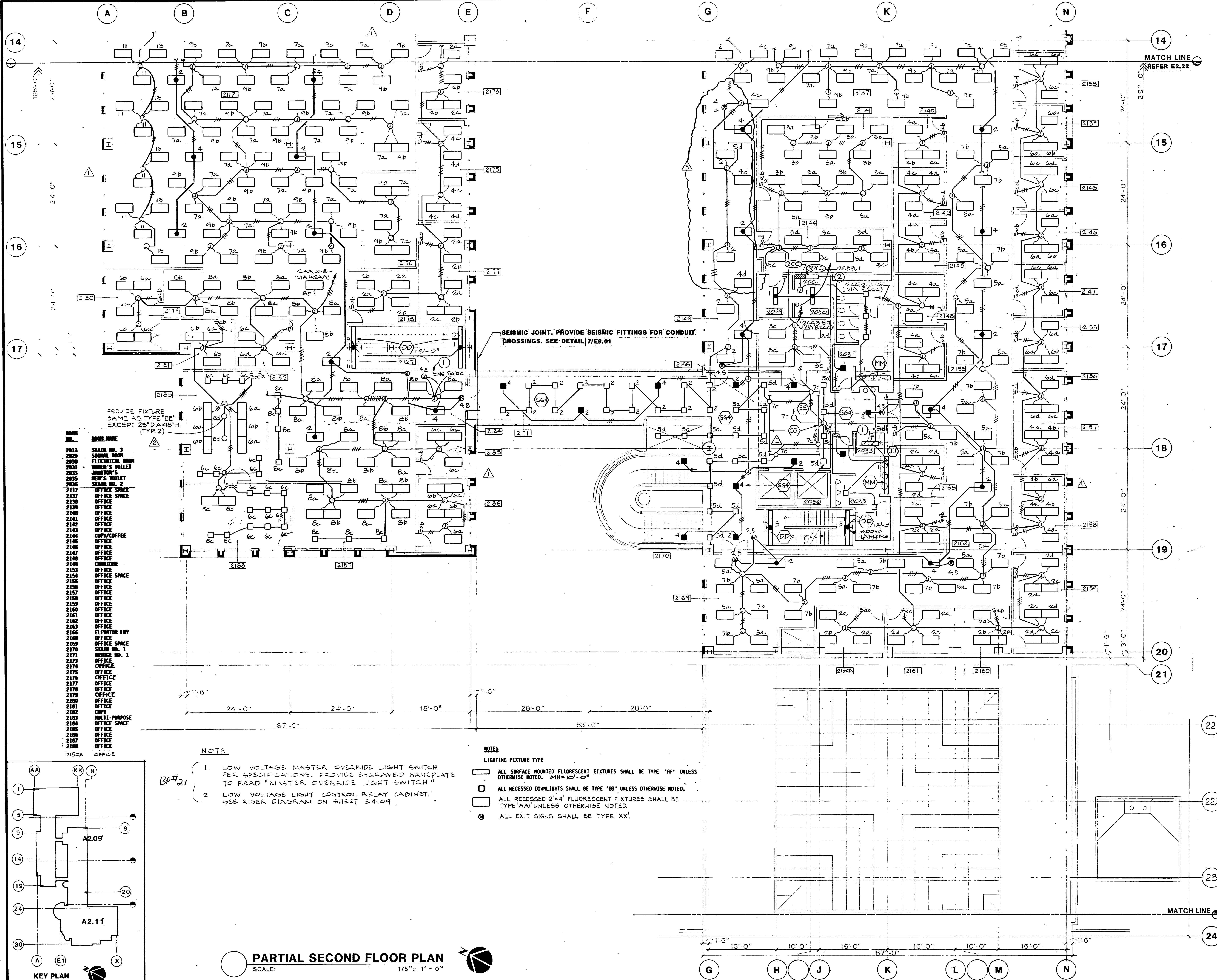
SHEET TITLE

**PARTIAL SECOND
FLOOR LIGHTING PLAN.**
BID PACKAGE #17, #21

SHEET

E2.23

OF SHEETS



NOTE

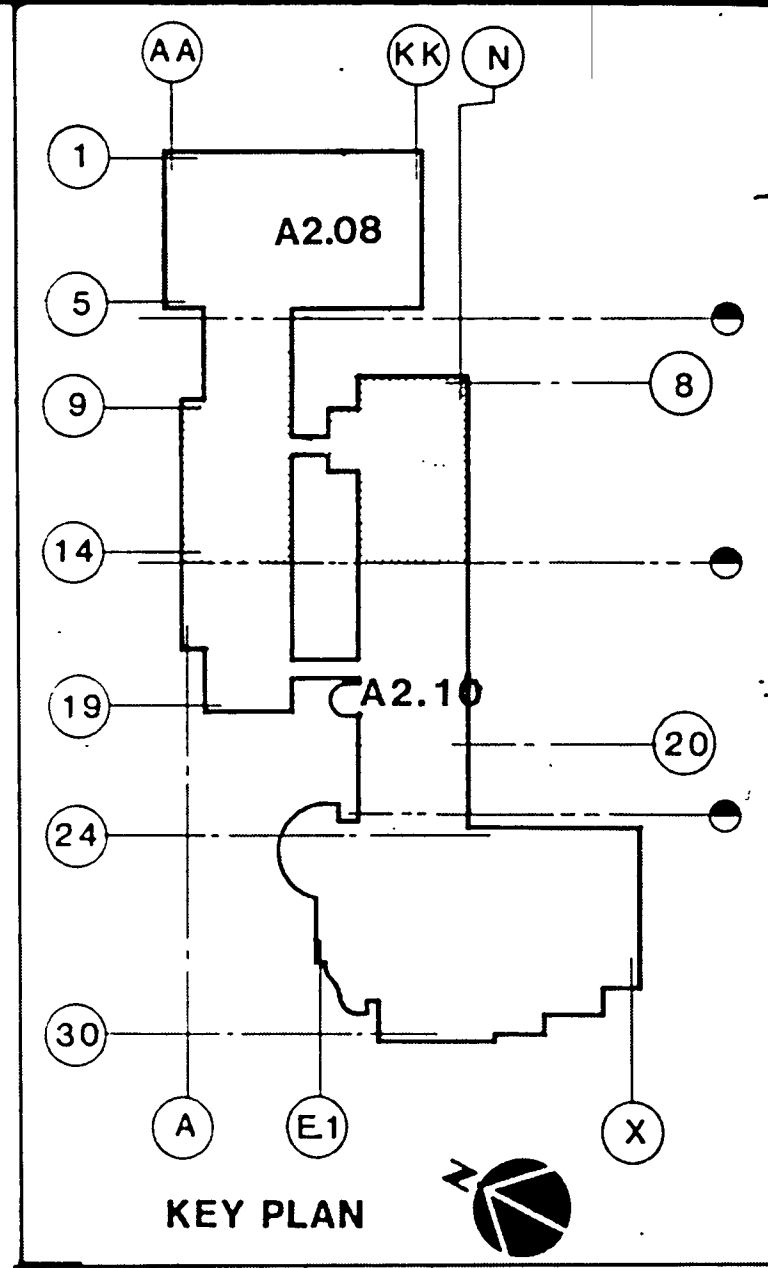
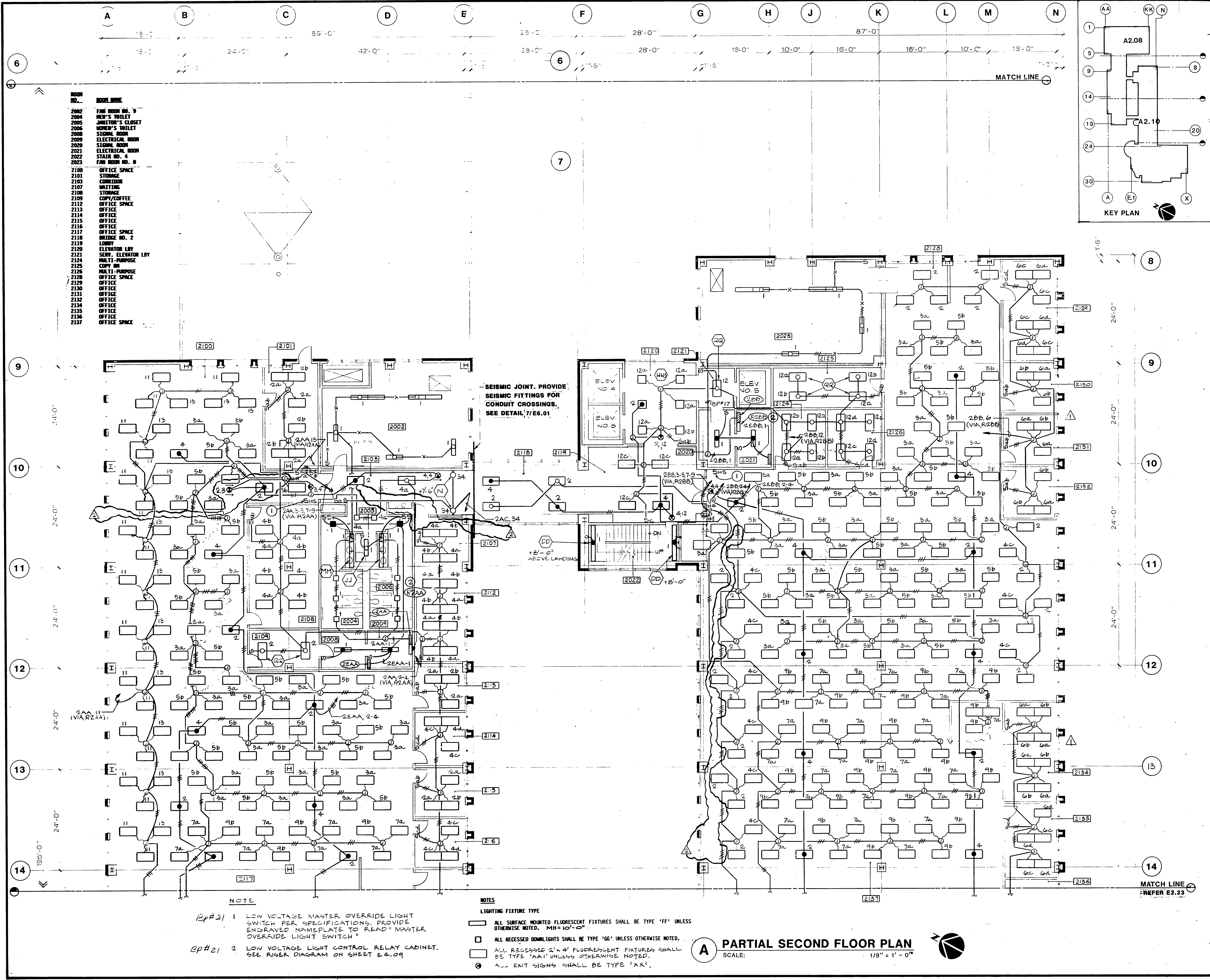
1. LOW VOLTAGE MASTER OVERRIDE LIGHT SWITCH PER SPECIFICATIONS. PROVIDE ENGRAVED NAMEPLATE TO READ "MASTER OVERRIDE LIGHT SWITCH"
2. LOW VOLTAGE LIGHT CONTROL RELAY CABINET. SEE RISER DIAGRAM ON SHEET E4.09

NOTES

LIGHTING FIXTURE TYPE

- ALL SURFACE MOUNTED FLUORESCENT FIXTURES SHALL BE TYPE 'FF' UNLESS OTHERWISE NOTED. MH=10'-0"
- ALL RECESSED DOWNLIGHTS SHALL BE TYPE 'GG' UNLESS OTHERWISE NOTED.
- ALL RECESSED 2'x4' FLUORESCENT FIXTURES SHALL BE TYPE 'AA' UNLESS OTHERWISE NOTED.
- ALL EXIT SIGNS SHALL BE TYPE 'XX'.

PARTIAL SECOND FLOOR PLAN
SCALE: 1/8" = 1' - 0"



KURT MEYER PARTNERS
ARCHITECTS
PLANNERS

These drawings are instruments of service and are the property of Kurt Meyer Partners, Inc. All designs and other information on the drawings are for use on the specified project and shall not be used without expressed written permission of Kurt Meyer Partners, Inc.
Copyright Kurt Meyer Partners, Inc.
All Rights Reserved

APPROVED BY

HayakawaAssociates
CONSULTING ENGINEERS

1180 SO. BEVERLY DRIVE
LOS ANGELES, CALIF. 90035
PHONE (213) 879-4477



	11-5-91	AS BUILT BY BP 21
	9-27-91	AS BUILT BY BP-17
△	5-3-91	BULL #49 BP#21(FIRE DEPT. REV.)
↑	3-4-91	BULLETIN #38 BP #21
NO.	DATE	ITEM

S.C.A.Q.M.D.
Headquarters Facility
Diamond Bar, California

DRAWN BY Y.C.	JOB NUMBER
CHECKED BY	275.01
DATE 5-18-90	
SHEET TITLE	

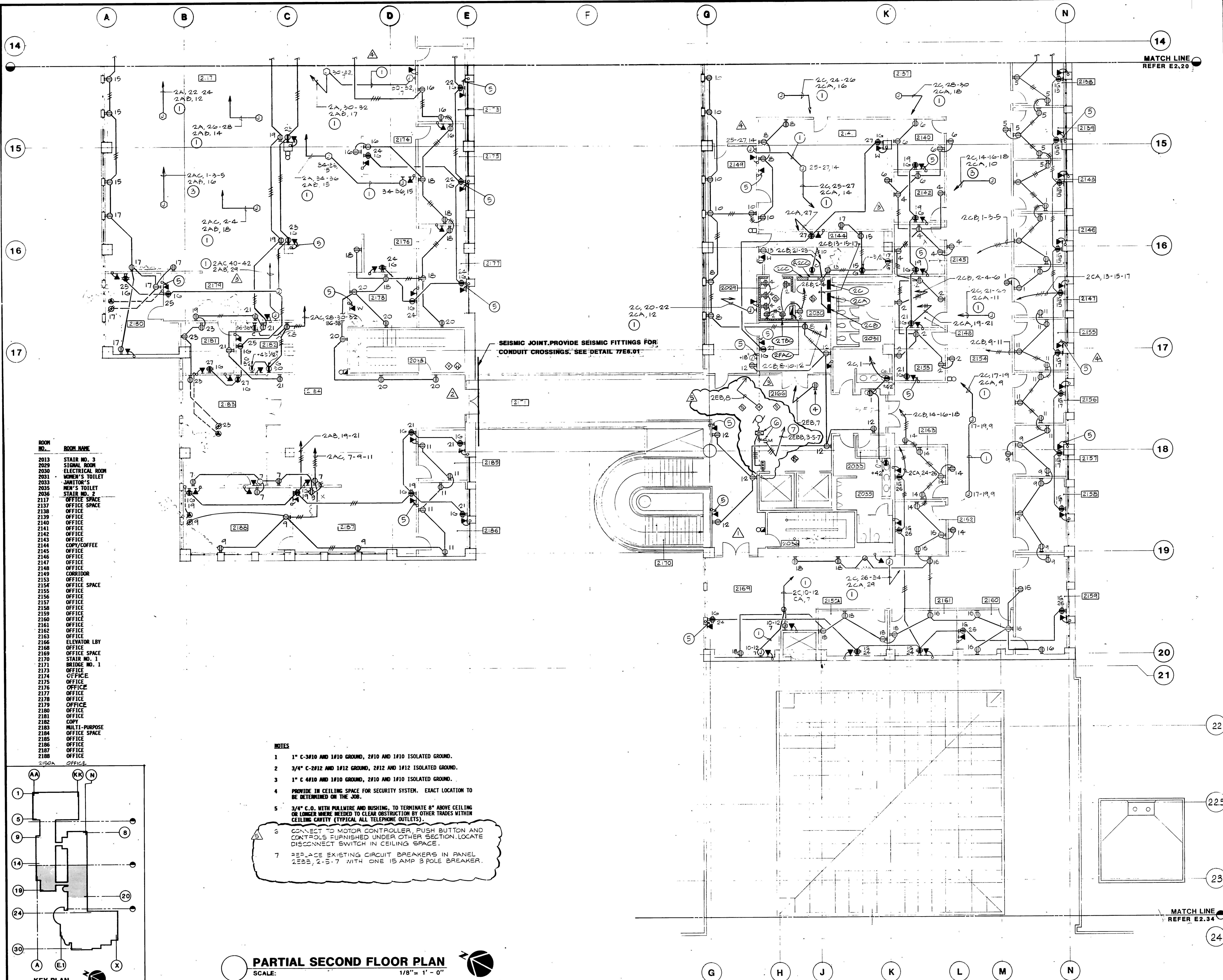
PARTIAL SECOND FLOOR LIGHTING PLAN
BID PACKAGE #17, #21

SHEET
E2.22
OF SHEETS

- NOTE
- BP#21 1 LOW VOLTAGE MASTER OVERRIDE LIGHT SWITCH PER SPECIFICATIONS. PROVIDE ENGRAVED NAMEPLATE TO READ "MASTER OVERRIDE LIGHT SWITCH"
- BP#21 2 LOW VOLTAGE LIGHT CONTROL RELAY CABINET. SEE RISER DIAGRAM ON SHEET E4.09

- NOTES
- LIGHTING FIXTURE TYPE
- ALL SURFACE MOUNTED FLUORESCENT FIXTURES SHALL BE TYPE 'FF' UNLESS OTHERWISE NOTED. MH=10'-0"
 - ALL RECESSED DOWNLIGHTS SHALL BE TYPE 'GG' UNLESS OTHERWISE NOTED.
 - ALL RECESSED 2'x4' FLUORESCENT FIXTURES SHALL BE TYPE 'AA1' UNLESS OTHERWISE NOTED.
 - ALL EXIT SIGNS SHALL BE TYPE 'XX1'.

A PARTIAL SECOND FLOOR PLAN
SCALE: 1/8" = 1' - 0"



ROOM NO.	ROOM NAME
2013	STAIR NO. 3
2029	SIGNAL ROOM
2030	ELECTRICAL ROOM
2031	WOMEN'S TOILET
2033	JANITOR'S
2035	MEN'S TOILET
2036	STAIR NO. 2
2117	OFFICE SPACE
2137	OFFICE SPACE
2138	OFFICE
2139	OFFICE
2140	OFFICE
2141	OFFICE
2142	OFFICE
2143	OFFICE
2144	COM/COFFEE
2145	OFFICE
2146	OFFICE
2147	OFFICE
2148	OFFICE
2149	CORRIDOR
2153	OFFICE
2154	OFFICE SPACE
2155	OFFICE
2156	OFFICE
2157	OFFICE
2158	OFFICE
2159	OFFICE
2160	OFFICE
2161	OFFICE
2162	OFFICE
2163	OFFICE
2166	ELEVATOR LBY
2168	OFFICE
2169	OFFICE SPACE
2170	STAIR NO. 1
2171	BRIDGE NO. 1
2173	OFFICE
2174	OFFICE
2175	OFFICE
2176	OFFICE
2177	OFFICE
2178	OFFICE
2179	OFFICE
2180	OFFICE
2181	OFFICE
2182	COPY
2183	MULTI-PURPOSE
2184	OFFICE SPACE
2185	OFFICE
2186	OFFICE
2187	OFFICE
2188	OFFICE
2189	OFFICE

- NOTES
- 1" C-3/10 AND 1/10 GROUND, 2/10 AND 1/10 ISOLATED GROUND.
 - 3/4" C-2/12 AND 1/12 GROUND, 2/12 AND 1/12 ISOLATED GROUND.
 - 1" C-4/10 AND 1/10 GROUND, 2/10 AND 1/10 ISOLATED GROUND.
 - PROVIDE IN CEILING SPACE FOR SECURITY SYSTEM. EXACT LOCATION TO BE DETERMINED ON THE JOB.
 - 3/4" C.O. WITH PULLTIE AND BUSHING. TO TERMINATE 8" ABOVE CEILING OR LOWER WHERE NEEDED TO CLEAR OBSTRUCTION BY OTHER TRADES WITHIN CEILING CAVITY (TYPICAL ALL TELEPHONE OUTLETS).
 - CONNECT TO MOTOR CONTROLLER, PUSH BUTTON AND CONTROLS FURNISHED UNDER OTHER SECTION. LOCATE DISCONNECT SWITCH IN CEILING SPACE.
 - REPLACE EXISTING CIRCUIT BREAKERS IN PANEL 2EBB, 2-5-7 WITH ONE 15 AMP 3 POLE BREAKER.

PARTIAL SECOND FLOOR PLAN
SCALE: 1/8" = 1' - 0"

KURT MEYER PARTNERS
ARCHITECTS

These drawings are instruments of service and are the property of Kurt Meyer Partners, Inc. All designs and other information on the drawings are for use on the specified project and shall not be used without expressed written permission of Kurt Meyer Partners, Inc.
Copyright Kurt Meyer Partners, Inc.
All Rights Reserved

APPROVED BY

HayakawaAssociates
CONSULTING ENGINEERS

1180 SO. BEVERLY DRIVE
LOS ANGELES, CALIF 90035
PHONE (213) 879-4477

11-5-91	AS BUILT BY BP 21	
9-27-91	AS BUILT BY BP 17	
5-3-91	BULLETIN #49 BP#21 (FIRE DEPT. REV.)	
3-4-91	BULLETIN #35 BP#21	
10-3-90	BULLETIN #16 BP#21	
7-2-90	BULLETIN #3 BP#17	
5-11-90	BULLETIN #2 BP#17	
NO.	DATE	ITEM

S.C.A.Q.M.D.
Headquarters Facility
Diamond Bar, California

DRAWN BY Y.C.	JOB NUMBER
CHECKED BY	275.01
DATE 5-18-90	
SHEET TITLE	
PARTIAL SECOND FLOOR POWER AND SIGNAL PLAN	
BID PACKAGE #17, #21	
SHEET	
E2.21	
OF SHEETS	


KURT MEYER
PARTNERS

These drawings are instruments of service and are the property of Kurt Meyer Partners, Inc. All designs and other information on the drawings are for use on the specified project and shall not be used without expressed written permission of Kurt Meyer Partners, Inc.
Copyright Kurt Meyer Partners, Inc.
All Rights Reserved

APPROVED BY

HayakawaAssociates
CONSULTING ENGINEERS

1180 SO. BEVERLY DRIVE
LOS ANGELES, CALIF 90035
PHONE (213) 879-4477



	11-5-91	AS BUILT BY BP 21
	9-27-91	AS BUILT BY BP 17
③	3-4-91	BULLETIN #3 BP #21
②	10-3-90	BULLETIN #16 BP #21
①	10-3-90	BULLETIN #8 BP #17
NO	DATE	ITEM



S.C.A.Q.M.D.
Headquarters Facility
Diamond Bar, California

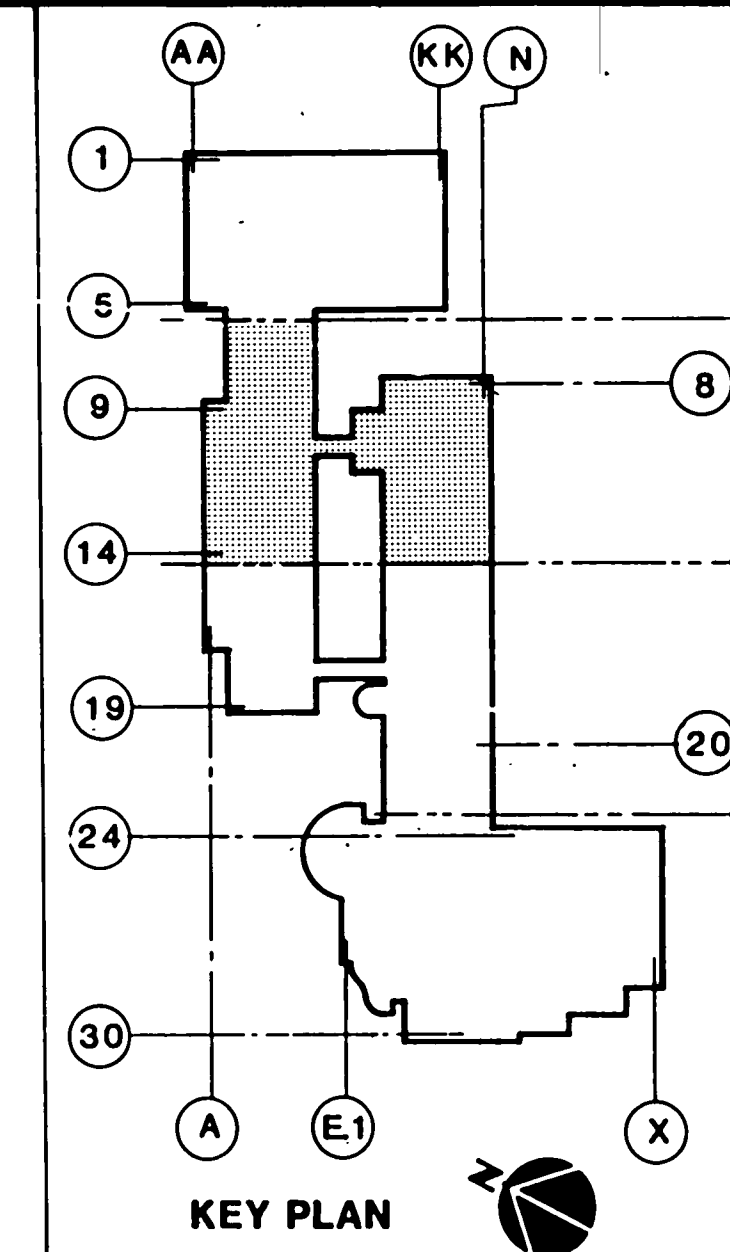
DRAWN BY Y.C.	JOB NUMBER
CHECKED BY	275.01
DATE 5-15-90	

SHEET TITLE
**PARTIAL SECOND
FLOOR POWER AND
SIGNAL PLAN**
BID PACKAGE #37, #21

SHEET

E2.20

OF SHEETS



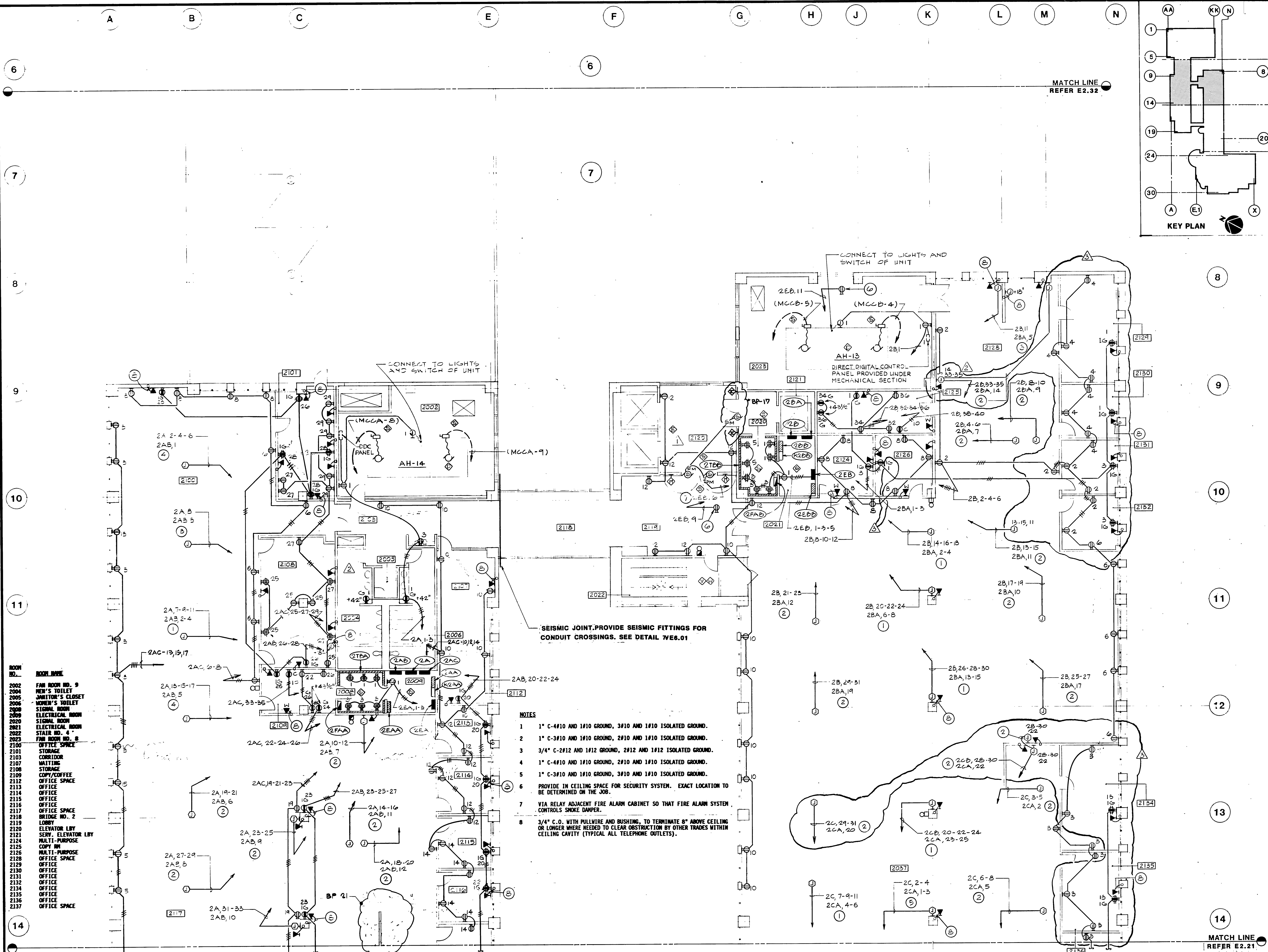
MATCH LINE
REFER E2.32

SEISMIC JOINT. PROVIDE SEISMIC FITTINGS FOR
CONDUIT CROSSINGS. SEE DETAIL 7E6.01

- NOTES
- 1" C-4#10 AND 1#10 GROUND, 3#10 AND 1#10 ISOLATED GROUND.
 - 1" C-3#10 AND 1#10 GROUND, 2#10 AND 1#10 ISOLATED GROUND.
 - 3/4" C-2#12 AND 1#12 GROUND, 2#12 AND 1#12 ISOLATED GROUND.
 - 1" C-4#10 AND 1#10 GROUND, 2#10 AND 1#10 ISOLATED GROUND.
 - 1" C-3#10 AND 1#10 GROUND, 3#10 AND 1#10 ISOLATED GROUND.
 - PROVIDE IN CEILING SPACE FOR SECURITY SYSTEM. EXACT LOCATION TO BE DETERMINED ON THE JOB.
 - VIA RELAY ADJACENT FIRE ALARM CABINET SO THAT FIRE ALARM SYSTEM CONTROLS SMOKE DAMPER.
 - 3/4" C.O. WITH PULLWIRE AND BUSHING, TO TERMINATE 8" ABOVE CEILING OR LONGER WHERE NEEDED TO CLEAR OBSTRUCTION BY OTHER TRADES WITHIN CEILING CAVITY (TYPICAL ALL TELEPHONE OUTLETS).

PARTIAL SECOND FLOOR PLAN

SCALE: 1/8" = 1' - 0"




ROOM NO.	ROOM NAME
2002	MAN ROOM NO. 9
2004	WOMEN'S TOILET
2005	WOMEN'S TOILET
2006	STORAGE
2008	ELECTRICAL ROOM
2009	ELECTRICAL ROOM
2010	STORAGE
2011	STORAGE
2012	STORAGE
2013	STORAGE
2014	STORAGE
2015	STORAGE
2016	STORAGE
2017	STORAGE
2018	STORAGE
2019	STORAGE
2020	STORAGE
2021	STORAGE
2022	STORAGE
2023	STORAGE
2024	STORAGE
2025	STORAGE
2026	STORAGE
2027	STORAGE
2028	STORAGE
2029	STORAGE
2030	STORAGE
2031	STORAGE
2032	STORAGE
2033	STORAGE
2034	STORAGE
2035	STORAGE
2036	STORAGE
2037	STORAGE

These drawings are instruments of service and are the property of Kurt Meyer Partners, Inc. All designs and other information on the drawings are for use on the specified project and shall not be used without expressed written permission of Kurt Meyer Partners, Inc. Copyright Kurt Meyer Partners, Inc. All Rights Reserved.

APPROVED BY

HayakawaAssociates
CONSULTING ENGINEERS

1180 SO. BEVERLY DRIVE
LOS ANGELES, CALIF. 90035
PHONE (213) 879-4477



NO.	DATE	ITEM
1	9-27-91	AS BUILT BY BP-20
2	9-27-91	AS BUILT BY BP-17
3	5-3-91	BULL#44 BP#20 (FIRE DEPT. REV.)
4	2-20-90	BULLETIN #29 BP#20
5	2-24-90	BULLETIN #12 BP#20
6	2-24-90	BULLETIN #6 BP#17
7	2-24-90	BULLETIN #6 BP#20
8	4-20-90	ADDENDUM BID PACKAGE #20
9	3-14-90	ADDENDUM BID PACKAGE #17



S.C.A.Q.M.D.
Headquarters Facility
Diamond Bar, California

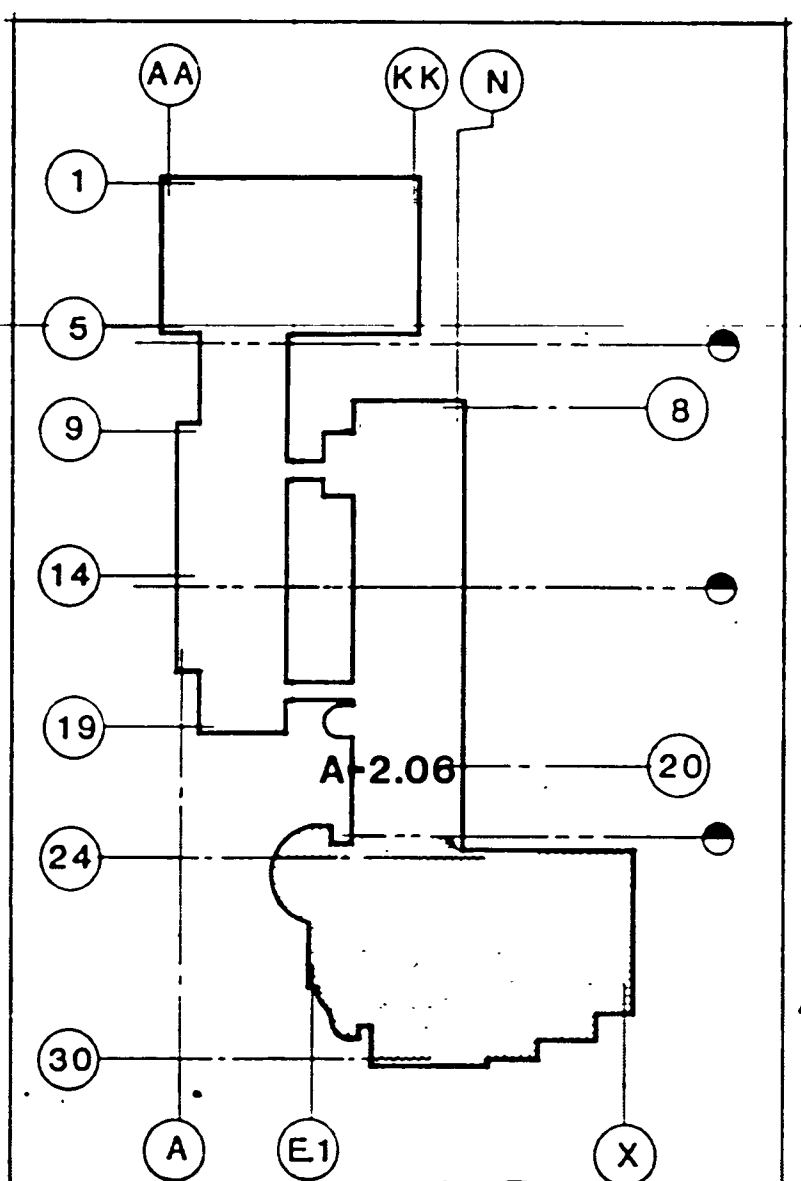
DRAWN BY Y.C.	JOB NUMBER
CHECKED BY	275.01
DATE 4-2-90	

PARTIAL FIRST FLOOR LIGHTING PLAN
BID PACKAGE #17, #20

E2.19

OF SHEETS

ROOM NO.	ROOM NAME
1201	SOILED TRAY DROP
1202	DISHWASHING
1203	JANITOR'S CLOSET
1204	DINING AREA
1205	SERVING
1206	JANITOR'S CLOSET
1207	REFRIGERATOR
1208	KITCHEN
1209	REFRIGERATOR AND FREEZER
1210	DRY STORAGE
1211	OFFICE
1212	STORAGE
1213	CORRIDOR
1214	TV MULTI-PURPOSE ROOM
1215	CORRIDOR
1216	MULTI-PURPOSE ROOM
1217	CLOSET
1218	CORRIDOR
1219	WOMEN'S TOILET
1220	JANITOR'S CLOSET
1221	WOMEN'S TOILET
1222	LOBBY
1223	COPY/PHONES
1224	MULTI-PURPOSE ROOM
1225	CLOSET
1226	MULTI-PURPOSE ROOM
1227	CORRIDOR
1228	MULTI-PURPOSE ROOM
1229	CORRIDOR
1230	MULTI-PURPOSE ROOM
1231	KITCHEN
1232	TRAINING ROOM
1233	CLOSET
1234	EQUIPMENT ROOM
1235	JANITOR'S CLOSET
1236	WOMEN'S TOILET
1237	CORRIDOR
1238	CAN WASH
1239	TRASH
1240	WOMEN'S TOILET
1241	SIGNAL ROOM
1242	ELECTRICAL ROOM
1243	BOARD CONFERENCE ROOM
1244	CORRIDOR
1245	WORK ROOM
1246	CLERK
1247	TAPE VAULT
1248	HEARING ROOM
1249	CLERK OF THE BOARD
1250	TAPES
1251	AUDITORIUM/BOARDROOM
1252	PRESS ROOM
1253	CORRIDOR
1254	TOILET
1255	ELECTRICAL ROOM
1256	AUDIO-VISUAL
1257	INTERVIEW ROOM
1258	FAN ROOM
1259	STAIR NO. 8
1260	TELE
1261	COFFEE/COPY
1262	TOILET
1263	CORRIDOR
1264	CORRIDOR
1265	KITCHEN
1266	CORRIDOR
1267	LOAD/UNLOAD
1268	CORRIDOR
1269	VESTIBULE
1270	MECHANICAL VESTIBULE
1271	CORRIDOR
1272	VESTIBULE
1273	CORRIDOR
1274	PROJECTION ROOM
1275	LOCKER ROOM



NOTES:

- FOR ALL HOMERUNS OF LIGHTS IN AUDITORIUM, SEE DIMMER SYSTEM WIRING DIAGRAM ON SHEET E4.08 (TYPICAL IN AUDITORIUM)
- SHIELD SOURCE INC. MODEL 101 EXIT LIGHT FIXTURE, INTERNALLY ILLUMINATED, SELF-LUMINOUS, POWERED BY TRITIUM GAS SOURCES; STEEL CONSTRUCTION HOUSING, TAMPERPROOF, WITH BAKED ENAMEL BLACK FINISH. EQUIP FIXTURE WITH 0.25" THICK ALUMINUM STENCIL CUT FACEPLATE OF ANODIZED NATURAL ALUMINUM FINISH AND 6" HIGH GREEN LETTERS, WITH FIELD REMOVABLE ARROWS. FIXTURE TO BE UL LISTED AND HAVE A LUMINOUS LIFE OF 15 YEARS. MOUNT FIXTURES NOT LESS THAN 6" NOR MORE THAN 8" ABOVE FLOOR LEVEL IN THE EXACT LOCATION INDICATED BY INSPECTOR OSCAR GOMEZ OF THE FIRE PREVENTION DIVISION (818-969-7876). TYPICAL FOR 18 UNITS.

NOTES

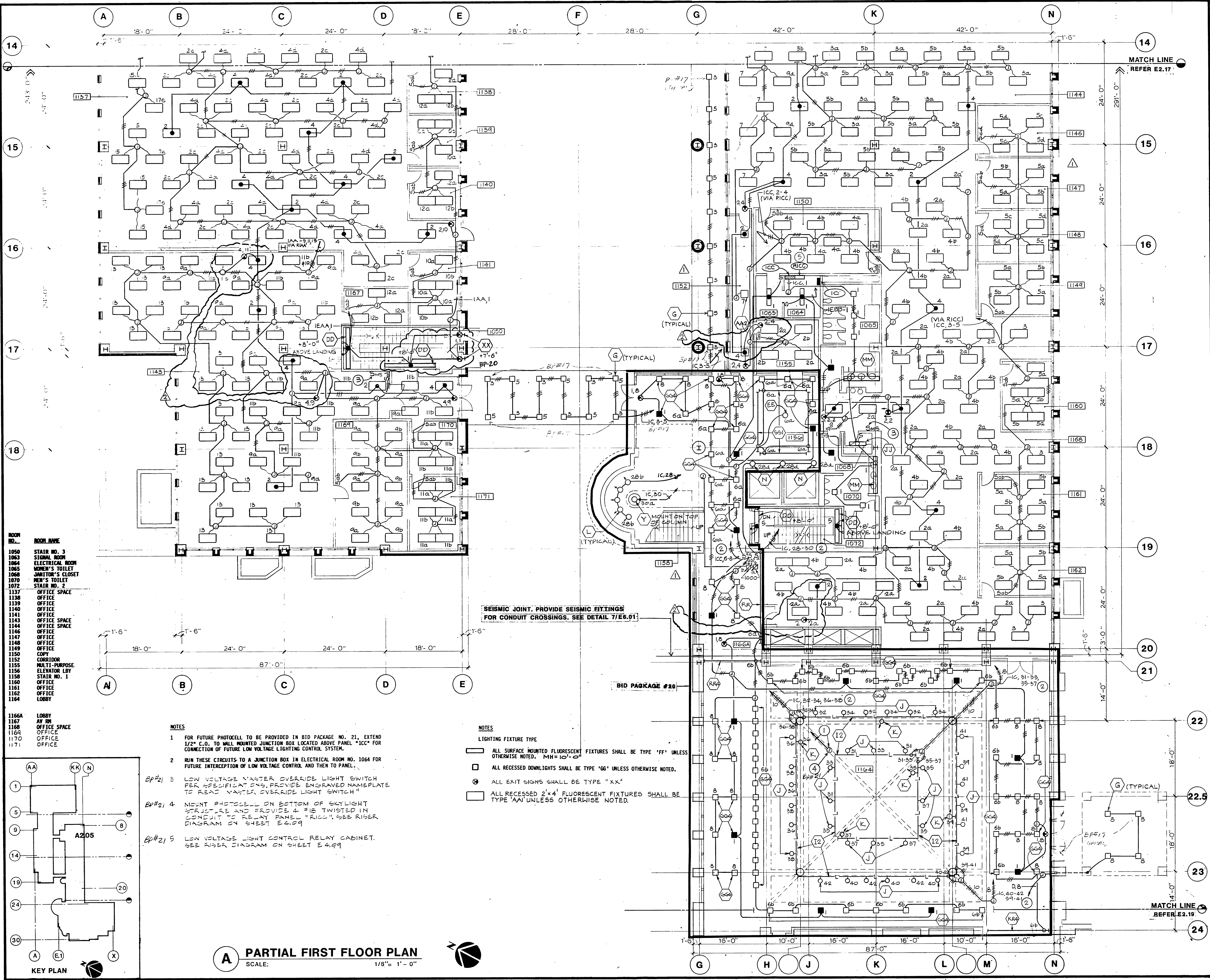
LIGHTING FIXTURE TYPE:

- ALL RECESSED 2" X 4" FLUORESCENT FIXTURES SHALL BE TYPE 'AA' UNLESS OTHERWISE NOTED.
- ALL SURFACE MOUNTED FLUORESCENT FIXTURES SHALL BE TYPE 'FF' UNLESS OTHERWISE NOTED.
- ALL RECESSED DOWNLIGHTS SHALL BE TYPE 'GG' UNLESS OTHERWISE NOTED.
- ALL EXIT LIGHTS SHALL BE TYPE 'XX' UNLESS OTHERWISE NOTED.
- ALL RECESSED 2' X 2' FLUORESCENT FIXTURES SHALL BE TYPE 'AA2' UNLESS OTHERWISE NOTED.

PARTIAL FIRST FLOOR PLAN (CONFERENCE CENTER/CAFETERIA)

SCALE: BID PACKAGE #20 UNLESS OTHERWISE NOTED

1/8" = 1'-0"



ROOM NO.	ROOM NAME
1050	STAIR NO. 3
1063	SIGNAL ROOM
1064	ELECTRICAL ROOM
1065	WOMEN'S TOILET
1068	JANITOR'S CLOSET
1070	MEN'S TOILET
1072	STAIR NO. 2
1137	OFFICE SPACE
1138	OFFICE
1139	OFFICE
1140	OFFICE
1141	OFFICE
1143	OFFICE SPACE
1144	OFFICE SPACE
1146	OFFICE
1147	OFFICE
1148	OFFICE
1149	OFFICE
1150	COPY
1152	CORRIDOR
1155	MULTI-PURPOSE
1156	ELEVATOR LBY
1158	STAIR NO. 1
1160	OFFICE
1161	OFFICE
1162	OFFICE
1164	LOBBY
1166A	LOBBY
1167	AT RM
1168	OFFICE SPACE
1169	OFFICE
1170	OFFICE
1171	OFFICE

- NOTES**
- FOR FUTURE PHOTOCCELL TO BE PROVIDED IN BID PACKAGE NO. 21, EXTEND 1/2" C.O. TO WALL MOUNTED JUNCTION BOX LOCATED ABOVE PANEL "ICC" FOR CONNECTION OF FUTURE LOW VOLTAGE LIGHTING CONTROL SYSTEM.
 - RUN THESE CIRCUITS TO A JUNCTION BOX IN ELECTRICAL ROOM NO. 1064 FOR FUTURE INTERCEPTION OF LOW VOLTAGE CONTROL AND THEN TO PANEL.
 - LOW VOLTAGE MASTER OVERRIDE LIGHT SWITCH PER SPECIFICATIONS. PROVIDE ENGRAVED NAMEPLATE TO READ "MASTER OVERRIDE LIGHT SWITCH".
 - MOUNT PHOTOCCELL ON BOTTOM OF SKYLIGHT STRUCTURE AND PROVIDE 4 #12 TWISTED IN CONDUIT TO RELAY PANEL "RCC". SEE RISER DIAGRAM ON SHEET E4.09.
 - LOW VOLTAGE LIGHT CONTROL RELAY CABINET. SEE RISER DIAGRAM ON SHEET E4.09.

- NOTES**
- LIGHTING FIXTURE TYPE**
- ALL SURFACE MOUNTED FLUORESCENT FIXTURES SHALL BE TYPE "FF" UNLESS OTHERWISE NOTED. MH=10'-0"
 - ALL RECESSED DOWNLIGHTS SHALL BE TYPE "GG" UNLESS OTHERWISE NOTED.
 - ALL EXIT SIGNS SHALL BE TYPE "XX"
 - ALL RECESSED 2'x4' FLUORESCENT FIXTURES SHALL BE TYPE "AA" UNLESS OTHERWISE NOTED.


A PARTIAL FIRST FLOOR PLAN
SCALE: 1/8" = 1' - 0"

KURT MEYER PARTNERS
ARCHITECTS
PLANNERS
2001 Blackwood Drive
Los Angeles, California 90035
213-467-7181

These drawings are instruments of service and are the property of Kurt Meyer Partners, Inc. All designs and other information on the drawings are for use on the specified project and shall not be used without expressed written permission of Kurt Meyer Partners, Inc.
Copyright, Kurt Meyer Partners, Inc.
All Rights Reserved

APPROVED BY

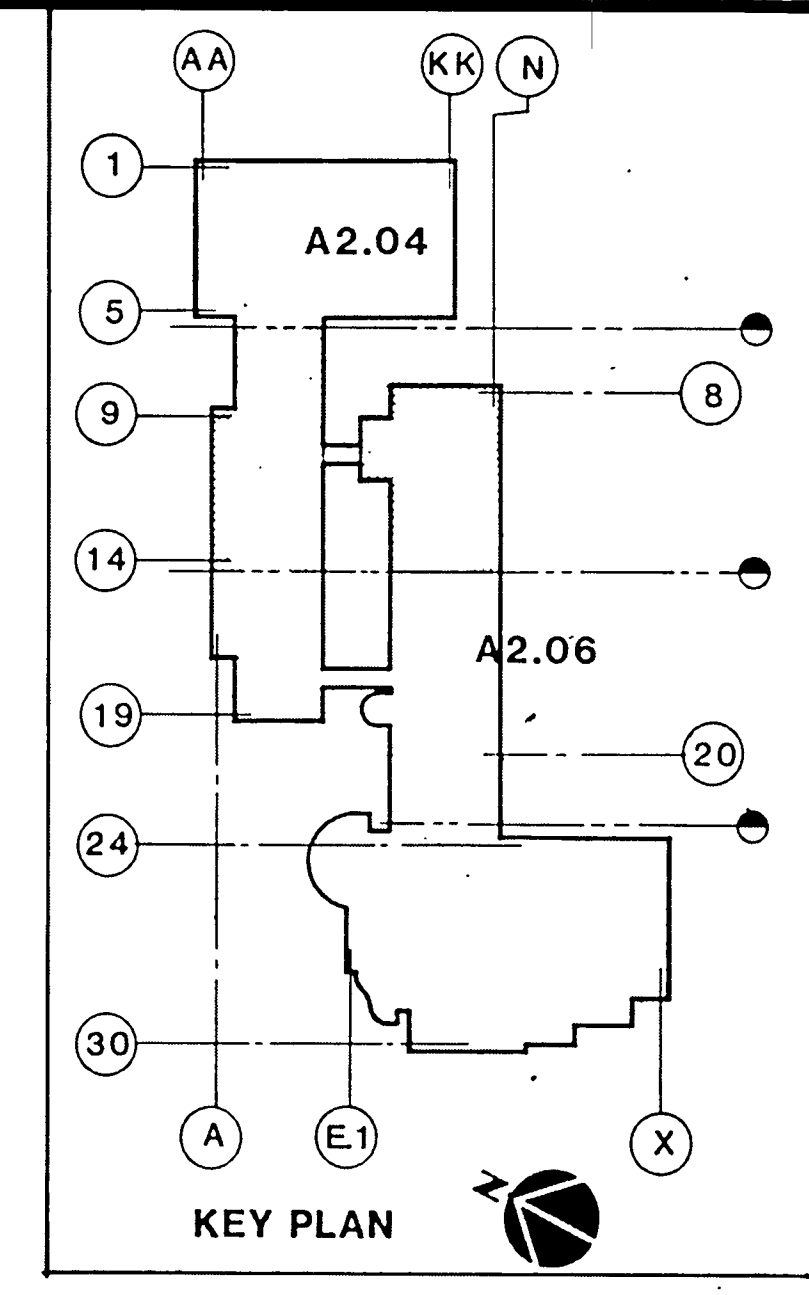
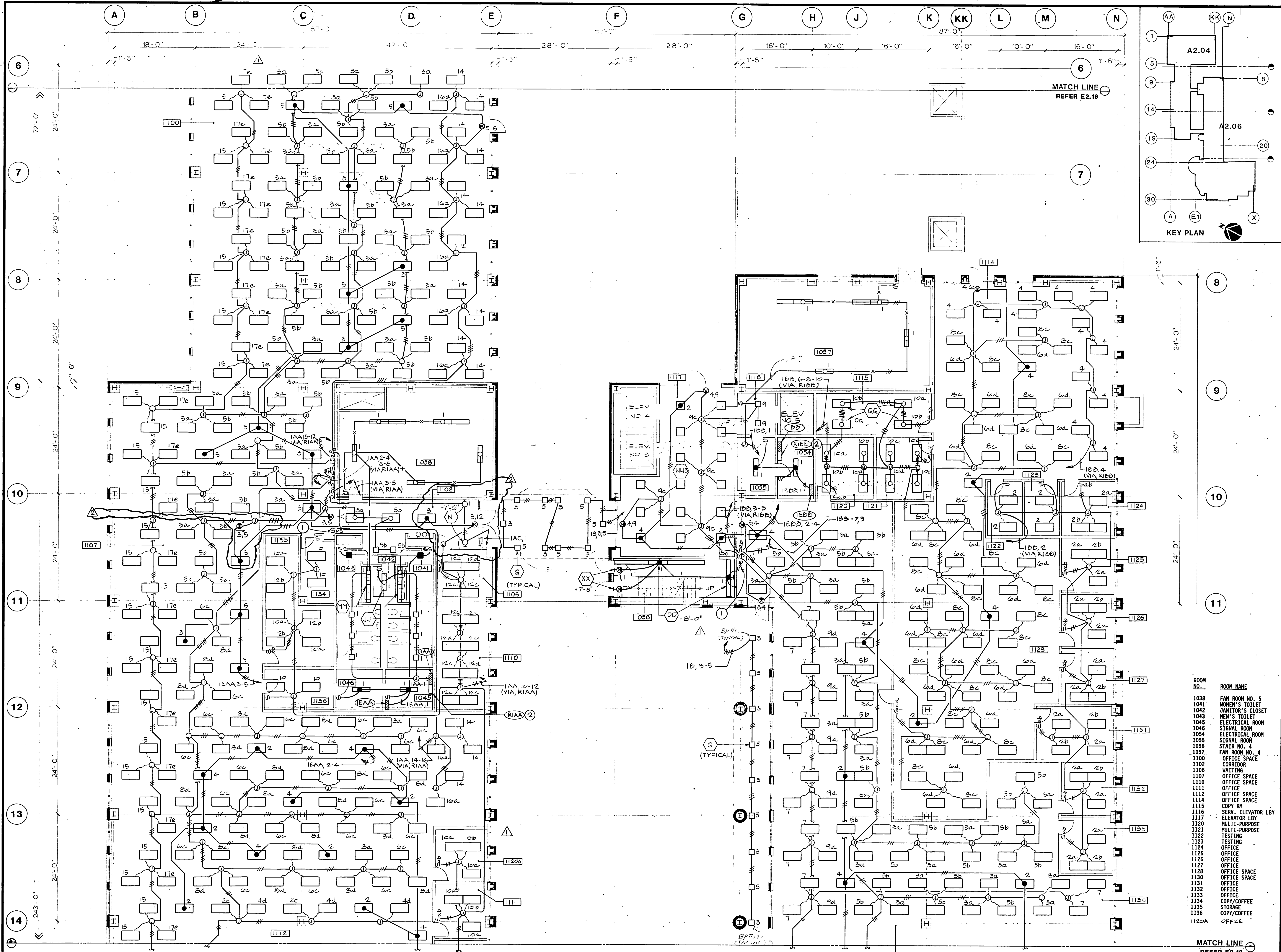
HayakawaAssociates
CONSULTING ENGINEERS
1180 SO. BEVERLY DRIVE
LOS ANGELES, CALIF 90035
PHONE (213) 879-4477



	11-5-91	AS BUILT BY BP 21
	9-27-91	AS BUILT BY BP-20
	9-27-91	AS BUILT BY BP-17
△	5-3-91	BULL.#49 BP#21(FIRE DEPT. REV
△	3-4-91	BULLETIN #36 BP #21
NO.	DATE	ITEM

S.C.A.Q.M.D.
Headquarters Facility
Diamond Bar, California

DRAWN BY Y.C.	JOB NUMBER
CHECKED BY	275.01
DATE 5-15-90	
SHEET TITLE	
PARTIAL FIRST FLOOR LIGHTING PLAN	
BID PACKAGE #17, #20, #21	
SHEET	
E2.18	
OF SHEETS	



KURT MEYER PARTNERS
ARCHITECTS
PLANNERS

7000 Beverly Blvd.
Los Angeles, California 90035
213-467-7141

These drawings are instruments of service and are the property of Kurt Meyer Partners, Inc. All designs and other information on the drawings are for use on the specified project and shall not be used without expressed written permission of Kurt Meyer Partners, Inc.
Copyright: Kurt Meyer Partners, Inc.
All Rights Reserved

APPROVED BY

HayakawaAssociates
CONSULTING ENGINEERS

1180 SO. BEVERLY DRIVE
LOS ANGELES, CALIF. 90035
PHONE (213) 879-4477

11-5-91	AS BUILT BY BP-21	
1-27-91	AS BUILT BY BP-17	
5-3-91	BULL.#49 BP#21 (FIRE DEPT. REV.)	
3-4-91	BULLETIN #32 BP #21	
NO.	DATE	ITEM

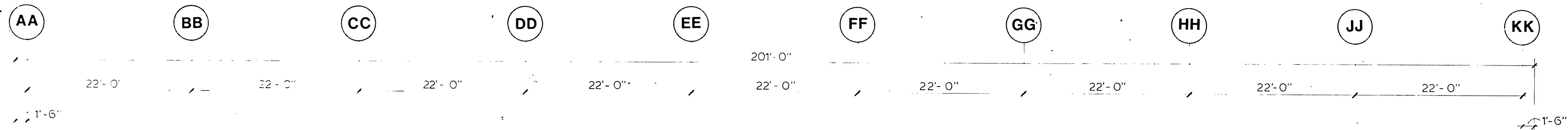
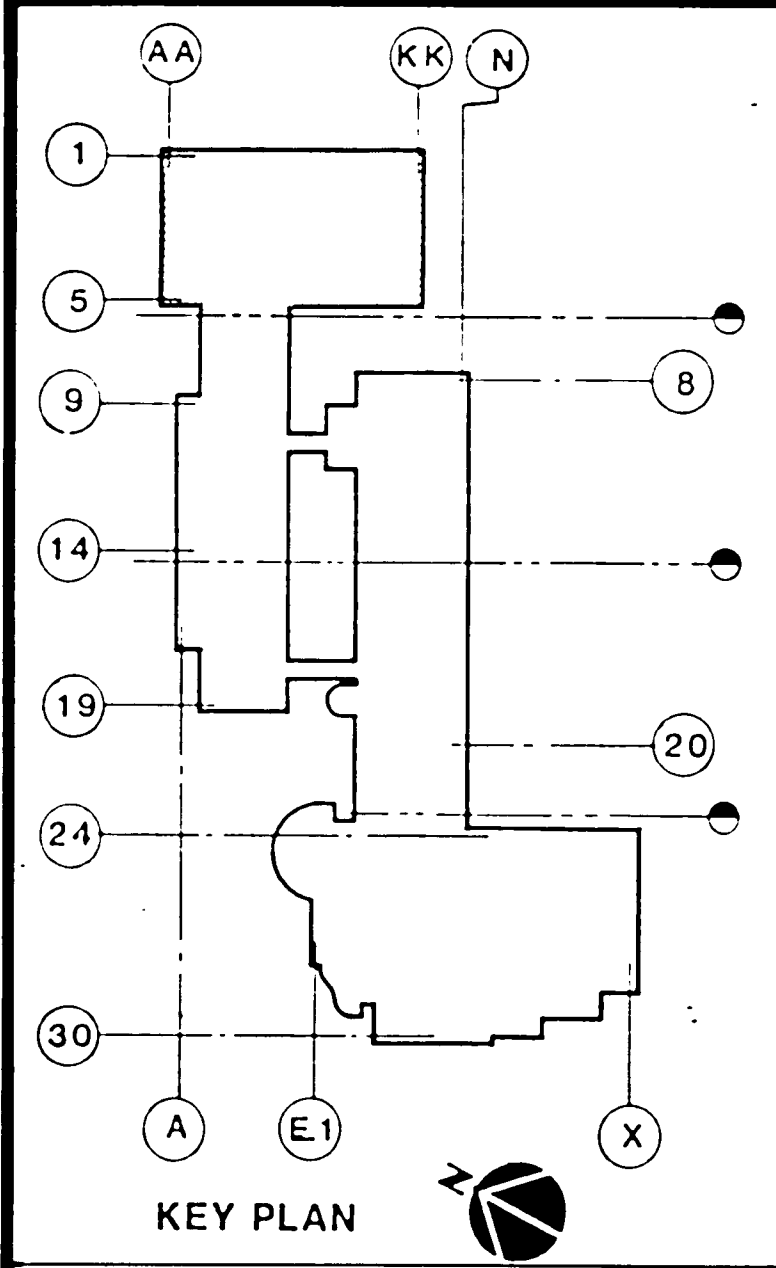
S.C.A.Q.M.D.
Headquarters Facility
Diamond Bar, California

DRAWN BY Y.C.	JOB NUMBER
CHECKED BY	275.01
DATE 5-18-90	
SHEET TITLE	
PARTIAL FIRST FLOOR LIGHTING PLAN	
BID-PACKAGE #17, #21	
SHEET	
E2.17	
OF SHEETS	

NOTE
Bp#21 LOW VOLTAGE MASTER OVERRIDE LIGHT SWITCH PER SPECIFICATIONS. PROVIDE ENGRAVED NAMEPLATE TO READ "MASTER OVERRIDE LIGHT SWITCH"
Bp#22 LOW VOLTAGE LIGHT CONTROL RELAY CABINET. SEE RISER DIAGRAM ON SHEET E4.09

- NOTES
- LIGHTING FIXTURE TYPE
- ALL SURFACE MOUNTED FLUORESCENT FIXTURES SHALL BE TYPE 'FF' UNLESS OTHERWISE NOTED. MH=10'-0"
 - ALL RECESSED DOWNLIGHTS SHALL BE TYPE 'GG' UNLESS OTHERWISE NOTED.
 - ALL RECESSED 2'x4' FLUORESCENT FIXTURES SHALL BE TYPE 'AA' UNLESS OTHERWISE NOTED.
 - ALL EXIT SIGNS SHALL BE TYPE 'XX'.

A PARTIAL FIRST FLOOR PLAN
SCALE: 1/8" = 1' - 0"



- NOTES
- 1 FOR SWITCHING REQUIREMENTS SEE DIAGRAM 6, TYPE B/E4.07.
 - 2 FOR SWITCHING REQUIREMENTS SEE DIAGRAM 6, TYPE A/E4.07.
 - 3 ALL ELECTRICAL WORK, DEVICES AND WIRING IN THIS ROOM ARE TO BE RATED CLASS 1, DIVISION 2 (HAZARDOUS AREA). PROVIDE REQUIRED SEALS.

KURT MEYER PARTNERS
ARCHITECTS
PLANNERS


2690 Beachwood Drive
Los Angeles, California 90068
(213) 467-7151

These drawings are instruments of service and are the property of Kurt Meyer Partners, Inc. All designs and other information on the drawings are for use on the specified project and shall not be used without expressed written permission of Kurt Meyer Partners, Inc.
Copyright, Kurt Meyer Partners, Inc.
All Rights Reserved

APPROVED BY

HayakawaAssociates
CONSULTING ENGINEERS

1180 SO BEVERLY DRIVE
LOS ANGELES, CALIF. 90035
PHONE (213) 879-4477



4-27-91 AS BUILT BY BP-17
3-14-90 ADDENDUM BID PACKAGE #17
NO. DATE ITEM



S.C.A.Q.M.D.
Headquarters Facility
Diamond Bar, California

DRAWN BY Y.C. JOB NUMBER
CHECKED BY 275.01
DATE 2-26-90

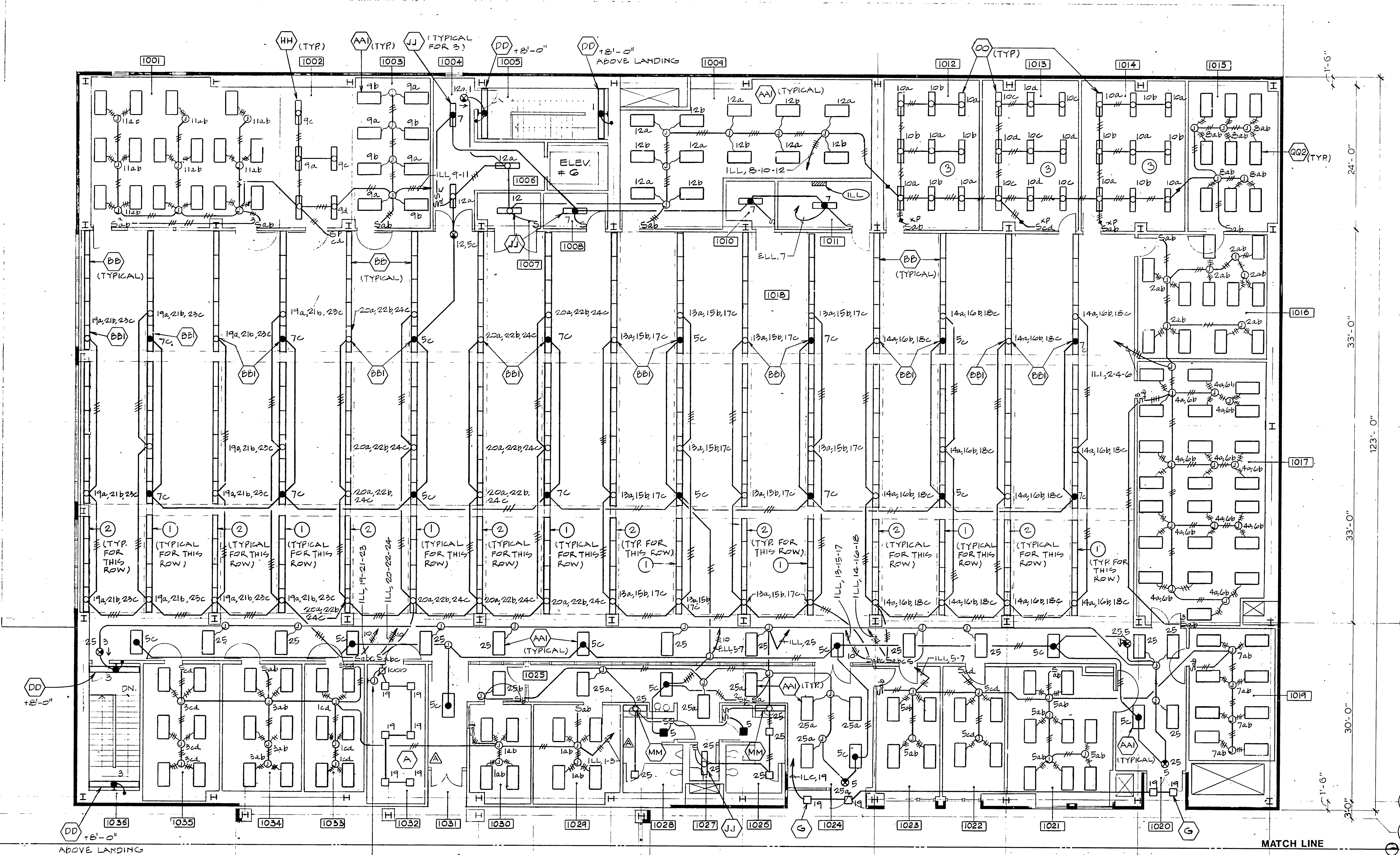
SHEET TITLE
PARTIAL FIRST FLOOR LIGHTING PLAN
BID PACKAGE #17

SHEET

E2.16

OF SHEETS

- | ROOM NO. | ROOM NAME |
|----------|--------------------|
| 1001 | VOC |
| 1002 | ACID DIGESTION |
| 1003 | EQUIPMENT STORAGE |
| 1004 | CORRIDOR |
| 1005 | STAIR NO. 6 |
| 1006 | SERVICE LOBBY |
| 1007 | ICE ROOM |
| 1008 | FIRST AID |
| 1009 | STORAGE/SUPPLY |
| 1010 | ELECTRICAL ROOM |
| 1011 | SIGNAL ROOM |
| 1012 | VENTED STORAGE |
| 1013 | VENTED STORAGE |
| 1014 | VENTED STORAGE |
| 1015 | VENTED STORAGE |
| 1016 | MOCK ROOM |
| 1017 | SAMPLE PREPARATION |
| 1018 | LABORATORY AREA |
| 1019 | GLASS WASH |
| 1020 | ENTRY |
| 1021 | Q/A LABORATORY |
| 1022 | LIBRARY |
| 1023 | CONFERENCE |
| 1024 | LOBBY |
| 1025 | CORRIDOR |
| 1026 | WOMEN'S TOILET |
| 1027 | JANITOR'S CLOSET |
| 1028 | MEN'S TOILET |
| 1029 | KITCHEN |
| 1030 | LINS |
| 1031 | CORRIDOR |
| 1032 | MICRO |
| 1033 | BALANCE |
| 1034 | INORGANIC STORAGE |
| 1035 | ORGANIC STORAGE |
| 1036 | STAIR NO. 7 |



- NOTES
- LIGHTING FIXTURE TYPE
- ALL RECESSED 2' X 4' FLUORESCENT FIXTURES SHALL BE TYPE 'AA' UNLESS OTHERWISE NOTED.
 - ALL SURFACE MOUNTED FLUORESCENT FIXTURES SHALL BE TYPE 'FF' UNLESS OTHERWISE NOTED.
 - ALL RECESSED DOWNLIGHTS SHALL BE TYPE 'GG' UNLESS OTHERWISE NOTED.
 - ALL EXIT LIGHTS SHALL BE TYPE 'XX' UNLESS OTHERWISE NOTED.


A PARTIAL FIRST FLOOR PLAN
SCALE: 1/8" = 1' - 0"

These drawings are instruments of service and are the property of Kurt Meyer Partners, Inc. All designs and other information on the drawings are for use on the specified project and shall not be used without expressed written permission of Kurt Meyer Partners, Inc. Copyright Kurt Meyer Partners, Inc. All Rights Reserved.

APPROVED BY

HayakawaAssociates
CONSULTING ENGINEERS

1180 SO BEVERLY DRIVE
LOS ANGELES, CALIF. 90035
PHONE (213) 879-4477



4-27-91	AS BUILT BY BP-20
4-27-91	AS BUILT BY BP-17
7-15-91	BULLETIN # 54, BP # 20
7-8-91	BULLETIN # 56, BP # 20
5-23-91	BULLETIN # 48, BP # 20
3-6-91	BULLETIN # 38, BP # 20
2-20-90	BULLETIN # 29, BP # 20
8-28-90	BULLETIN # 15, BP # 20
8-24-90	BULLETIN # 12, BP # 20
8-24-90	BULLETIN # 6, BP # 17
7-2-90	BULLETIN # 3, BP # 17
6-11-90	BULLETIN # 6, BP # 20
4-20-90	ADDENDUM BID PACKAGE # 20
3-14-90	ADDENDUM BID PACKAGE # 17
NO.	DATE
	ITEM



S.C.A.Q.M.D.
Headquarters Facility
Diamond Bar, California

DRAWN BY: Y.C. JOB NUMBER: 275.01
CHECKED BY: DATE: 4-2-90

SHEET TITLE: **PARTIAL FIRST FLOOR POWER AND SIGNAL PLAN** BID PACKAGE #17, 20
SHEET

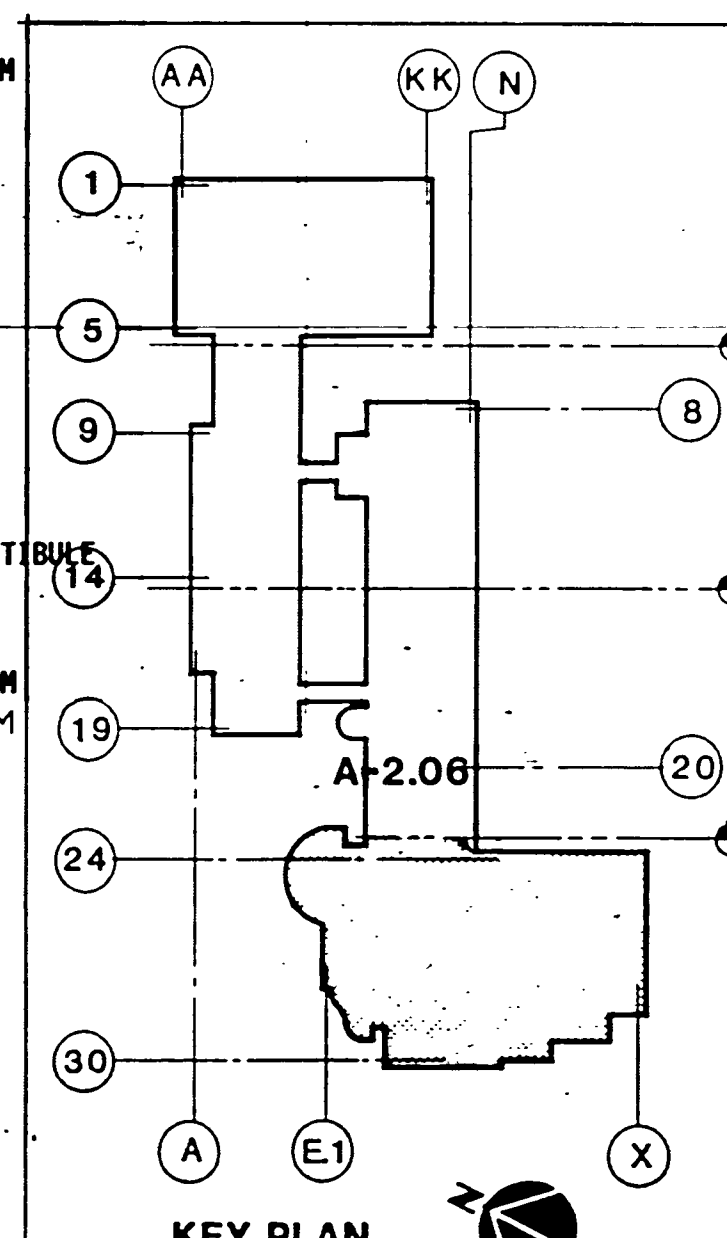
E2.15

OF SHEETS

24
25
26
27
28
29
30

24
25
26
27
28
29
30

- ROOM NO. ROOM NAME
- 1201 SOILED TRAY DROP
 - 1204 DINING AREA
 - 1214 CORRIDOR
 - 1215 TV MULTI-PURPOSE ROOM
 - 1216 CORRIDOR
 - 1217 MULTI-PURPOSE ROOM
 - 1218 CLOSET
 - 1219 CORRIDOR
 - 1220 WOMEN'S TOILET
 - 1221 JANITOR'S CLOSET
 - 1222 MEN'S TOILET
 - 1223 LOBBY
 - 1224 COPY/PHONES
 - 1225 MULTI-PURPOSE ROOM
 - 1226 CLOSET
 - 1227 MULTI-PURPOSE ROOM
 - 1228 MULTI-PURPOSE ROOM
 - 1229 CORRIDOR
 - 1230 MULTI-PURPOSE ROOM
 - 1231 MULTI-PURPOSE ROOM
 - 1232 KITCHEN
 - 1233 TRAINING ROOM
 - 1234 CLOSET
 - 1235 EQUIPMENT ROOM
 - 1236 JANITOR'S CLOSET
 - 1237 WOMEN'S TOILET
 - 1238 CORRIDOR
 - 1239 CAN WASH
 - 1240 TRASH
 - 1241 MEN'S TOILET
 - 1242 SIGNAL ROOM
 - 1243 ELECTRICAL ROOM
 - 1244 BOARD CONFERENCE ROOM
 - 1245 CORRIDOR
 - 1246 WORK ROOM
 - 1247 CLERK
 - 1248 TAPE VAULT
 - 1249 HEARING ROOM
 - 1250 CLERK OF THE BOARD
 - 1251 TAPES
 - 1252 AUDITORIUM/BOARDROOM
 - 1253 PRESS ROOM
 - 1254 CORRIDOR
 - 1255 TOILET
 - 1256 ELECTRICAL ROOM
 - 1257 AUDIO-VISUAL
 - 1258 INTERVIEW ROOM
 - 1259 FAN ROOM
 - 1260 STAIR NO. 8
 - 1261 TELE
 - 1262 COFFEE/COPY
 - 1263 TOILET
 - 1264 CORRIDOR
 - 1265 KITCHEN
 - 1266 CORRIDOR
 - 1267 LOBBY/UNLOAD
 - 1268 CORRIDOR
 - 1269 VESTIBULE
 - 1270 MECHANICAL VESTIBULE
 - 1271 CORRIDOR
 - 1272 VESTIBULE
 - 1273 CORRIDOR
 - 1274 PROJECTION ROOM
 - 1240A LOCKER ROOM

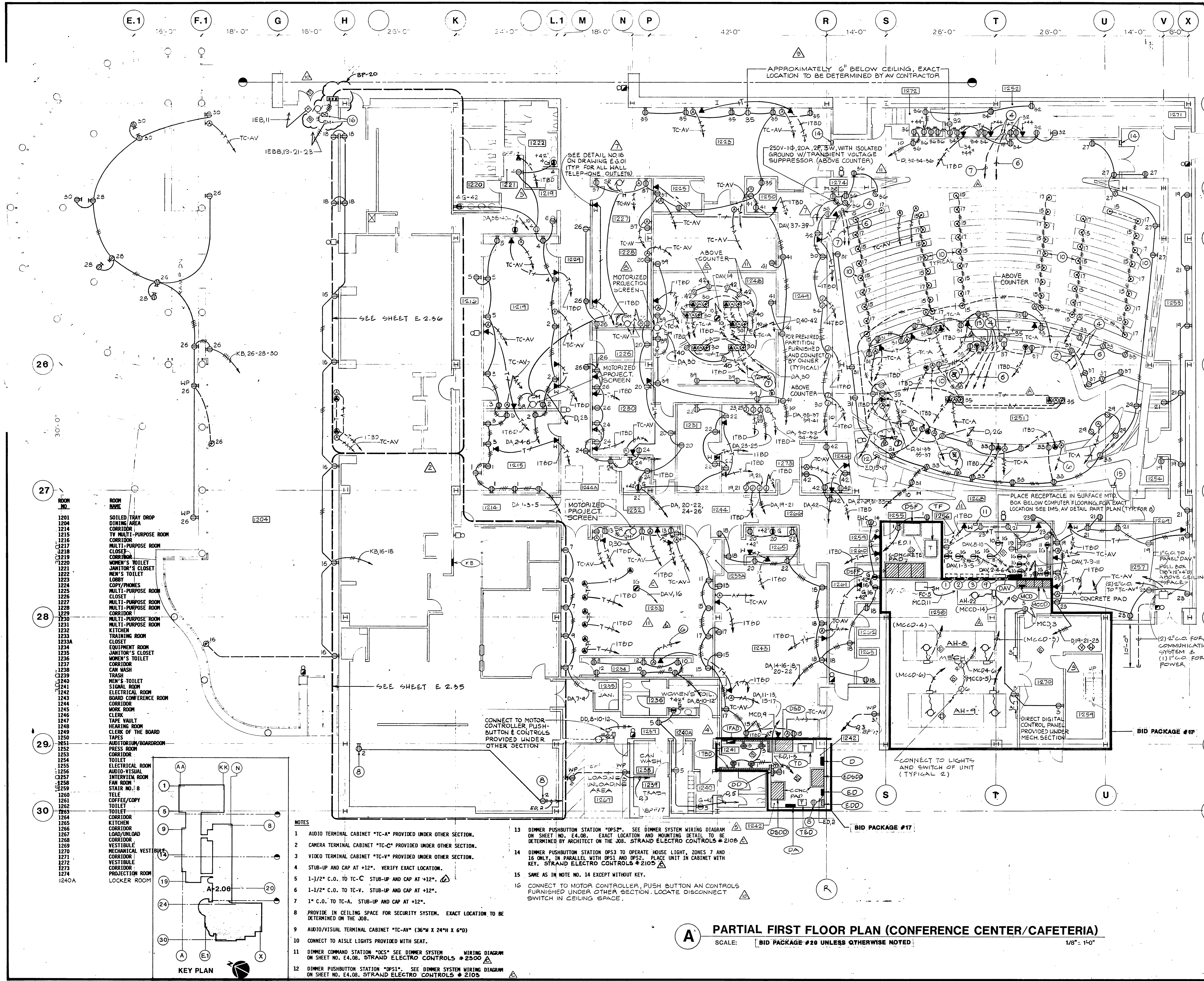


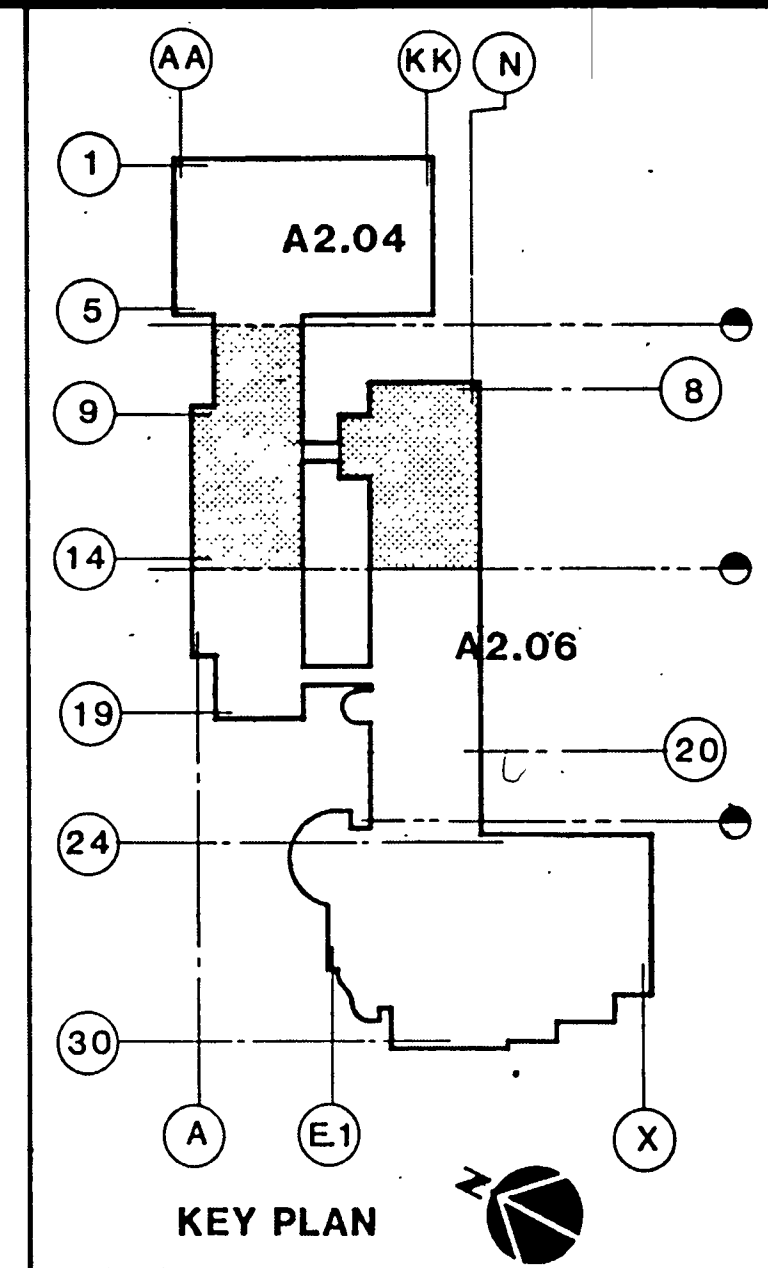
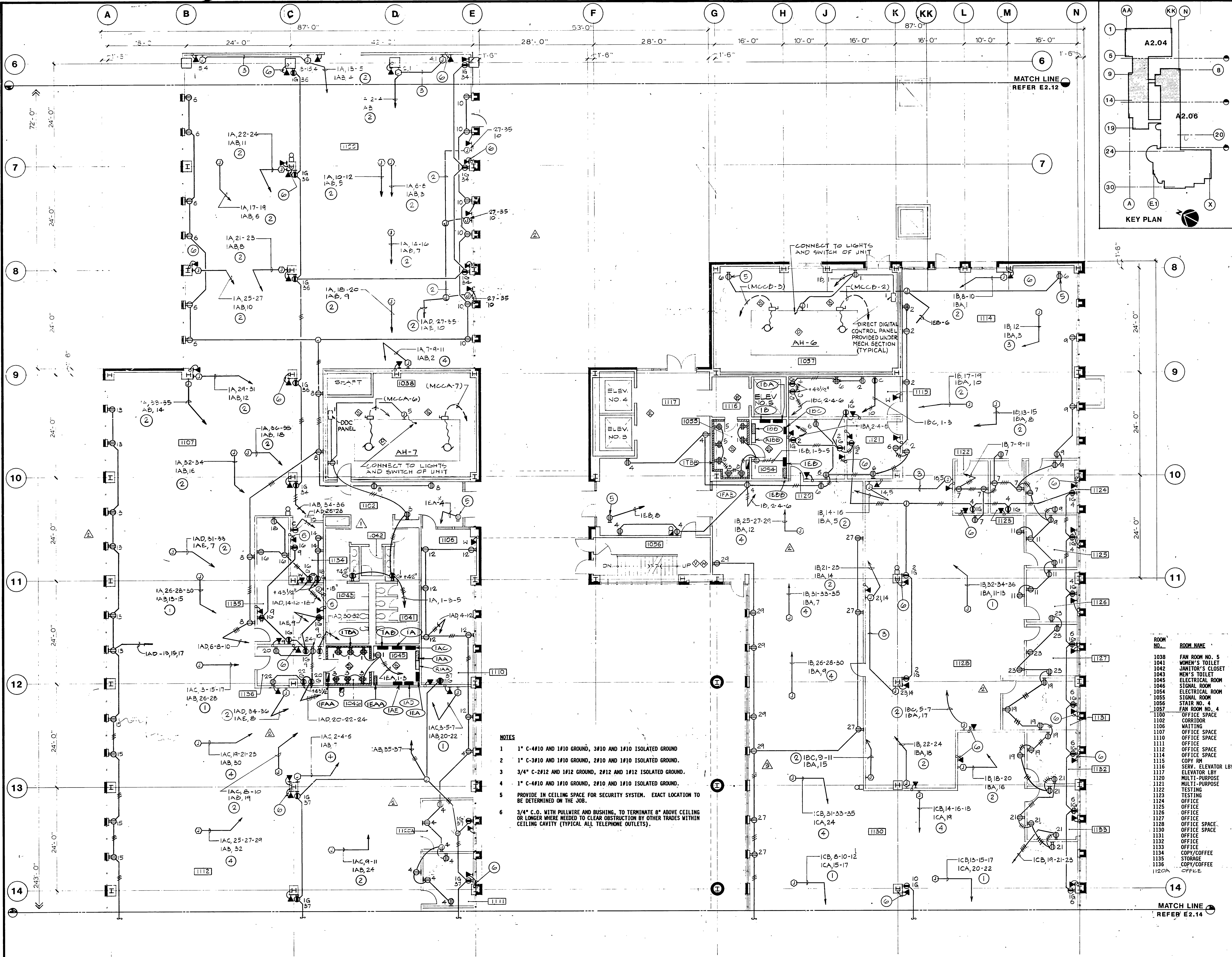
NOTES

- AUDIO TERMINAL CABINET "TC-A" PROVIDED UNDER OTHER SECTION.
- CAMERA TERMINAL CABINET "TC-C" PROVIDED UNDER OTHER SECTION.
- VIDEO TERMINAL CABINET "TC-V" PROVIDED UNDER OTHER SECTION.
- STUB-UP AND CAP AT +12". VERIFY EXACT LOCATION.
- 1-1/2" C.O. TO TC-C STUB-UP AND CAP AT +12".
- 1-1/2" C.O. TO TC-V. STUB-UP AND CAP AT +12".
- 1" C.O. TO TC-A. STUB-UP AND CAP AT +12".
- PROVIDE IN CEILING SPACE FOR SECURITY SYSTEM. EXACT LOCATION TO BE DETERMINED ON THE JOB.
- AUDIO/VISUAL TERMINAL CABINET "TC-AV" (36" W X 24" H X 6" D)
- CONNECT TO AISLE LIGHTS PROVIDED WITH SEAT.
- DIMMER COMMAND STATION "DCS" SEE DIMMER SYSTEM WIRING DIAGRAM ON SHEET NO. E4.08. STRAND ELECTRO CONTROLS # 2500
- DIMMER PUSHBUTTON STATION "DPS1". SEE DIMMER SYSTEM WIRING DIAGRAM ON SHEET NO. E4.08. STRAND ELECTRO CONTROLS # 2103

- DIMMER PUSHBUTTON STATION "DPS2". SEE DIMMER SYSTEM WIRING DIAGRAM ON SHEET NO. E4.08. EXACT LOCATION AND MOUNTING DETAIL TO BE DETERMINED BY ARCHITECT ON THE JOB. STRAND ELECTRO CONTROLS # 2103
- DIMMER PUSHBUTTON STATION DPS3 TO OPERATE HOUSE LIGHT, ZONES 7 AND 16 ONLY. IN PARALLEL WITH DPS1 AND DPS2. PLACE UNIT IN CABINET WITH KEY. STRAND ELECTRO CONTROLS # 2103
- SAME AS IN NOTE NO. 14 EXCEPT WITHOUT KEY.
- CONNECT TO MOTOR CONTROLLER, PUSH BUTTON AND CONTROLS PROVIDED UNDER OTHER SECTION. LOCATE DISCONNECT SWITCH IN CEILING SPACE.

PARTIAL FIRST FLOOR PLAN (CONFERENCE CENTER/CAFETERIA)
SCALE: [BID PACKAGE #20 UNLESS OTHERWISE NOTED] 1/8" = 1'-0"






KURT MEYER PARTNERS
ARCHITECTS
PLANNERS

These drawings are instruments of service and are the property of Kurt Meyer Partners, Inc. All designs and other information on the drawings are for use on the specified project and shall not be used without expressed written permission of Kurt Meyer Partners, Inc.
Copyright, Kurt Meyer Partners, Inc.
All Rights Reserved

APPROVED BY

HayakawaAssociates
CONSULTING ENGINEERS

1180 SO. BEVERLY DRIVE
LOS ANGELES, CALIF 90035
PHONE (213) 879-4477



ROOM NO.	ROOM NAME
1038	FAN ROOM NO. 5
1041	WOMEN'S TOILET
1042	JANITOR'S CLOSET
1043	MEN'S TOILET
1045	ELECTRICAL ROOM
1046	SIGNAL ROOM
1054	ELECTRICAL ROOM
1055	SIGNAL ROOM
1056	STAIR NO. 4
1057	FAN ROOM NO. 4
1100	OFFICE SPACE
1102	CORRIDOR
1106	WAITING
1107	OFFICE SPACE
1110	OFFICE SPACE
1111	OFFICE
1112	OFFICE SPACE
1114	OFFICE SPACE
1115	COPY RM
1116	SERV. ELEVATOR LBY
1117	ELEVATOR LBY
1120	MULTI-PURPOSE
1121	MULTI-PURPOSE
1122	TESTING
1123	TESTING
1124	OFFICE
1125	OFFICE
1126	OFFICE
1127	OFFICE
1128	OFFICE SPACE
1130	OFFICE SPACE
1131	OFFICE
1132	OFFICE
1133	OFFICE
1134	COPY/COFFEE
1135	STORAGE
1136	COPY/COFFEE
1120A	OFFICE

- NOTES**
- 1" C-4#10 AND 1#10 GROUND, 3#10 AND 1#10 ISOLATED GROUND
 - 1" C-3#10 AND 1#10 GROUND, 2#10 AND 1#10 ISOLATED GROUND.
 - 3/4" C-2#12 AND 1#12 GROUND, 2#12 AND 1#12 ISOLATED GROUND.
 - 1" C-4#10 AND 1#10 GROUND, 2#10 AND 1#10 ISOLATED GROUND.
 - PROVIDE IN CEILING SPACE FOR SECURITY SYSTEM. EXACT LOCATION TO BE DETERMINED ON THE JOB.
 - 3/4" C.O. WITH PULLWIRE AND BUSHING, TO TERMINATE 8" ABOVE CEILING OR LONGER WHERE NEEDED TO CLEAR OBSTRUCTION BY OTHER TRADES WITHIN CEILING CAVITY (TYPICAL ALL TELEPHONE OUTLETS).

A PARTIAL FIRST FLOOR PLAN
SCALE: 1/8" = 1' - 0"

DRAWN BY Y.C.	JOB NUMBER
CHECKED BY	275.01
DATE 5-18-90	
SHEET TITLE	
PARTIAL FIRST FLOOR POWER AND SIGNAL PLAN	
BID PACKAGE #17, #21	
SHEET	
E2.13	
OF SHEETS	

MEYER & ALLEN ASSOCIATES

ARCHITECTS
PLANNERS

2090 Beachwood Drive
Los Angeles, California 90068
(213) 467-7151


These drawings are instruments of service and are the property of Meyer & Allen Associates. All designs and other information on the drawings are for use on the specified project and shall not be used without expressed written permission of Meyer & Allen Associates.
Copyright 1989, Meyer & Allen Associates
All Rights Reserved

APPROVED BY

Kurt W. Meyer, FAIA
Architect C-1851

HayakawaAssociates CONSULTING ENGINEERS

1180 SO. BEVERLY DRIVE
LOS ANGELES, CALIF. 90035
PHONE (213) 879-4477



NO.	DATE	ITEM
1	4-27-91	AS BUILT BY BP-17
2	5-2-91	BULLETIN #15 BP#17
3	5-6-91	BULLETIN #12 BP#17
4	5-3-90	BULLETIN #8 BP#17
5	7-2-90	BULLETIN #3 BP#17



S.C.A.Q.M.D.
Headquarters Facility
Diamond Bar, California

DRAWN BY H.N.	JOB NUMBER
CHECKED BY	275.01
DATE 2-26-90	
SHEET TITLE	
PARTIAL FIRST FLOOR POWER AND SIGNAL PLAN	BID PACKAGE #17

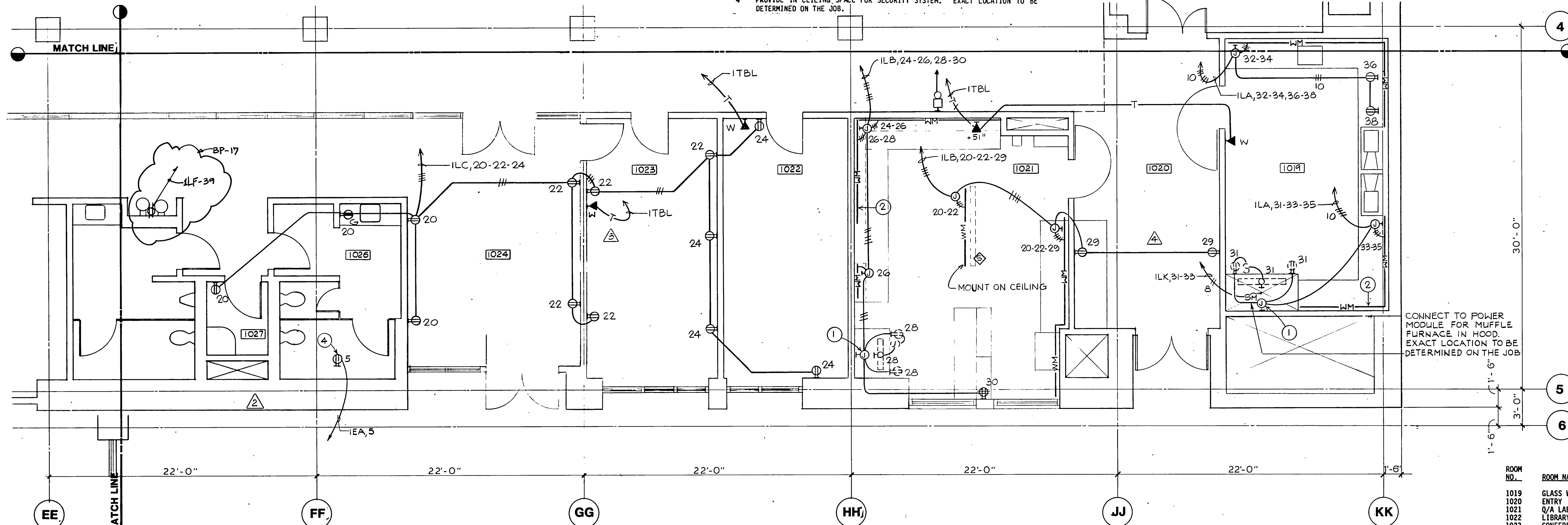
SHEET

E2.12

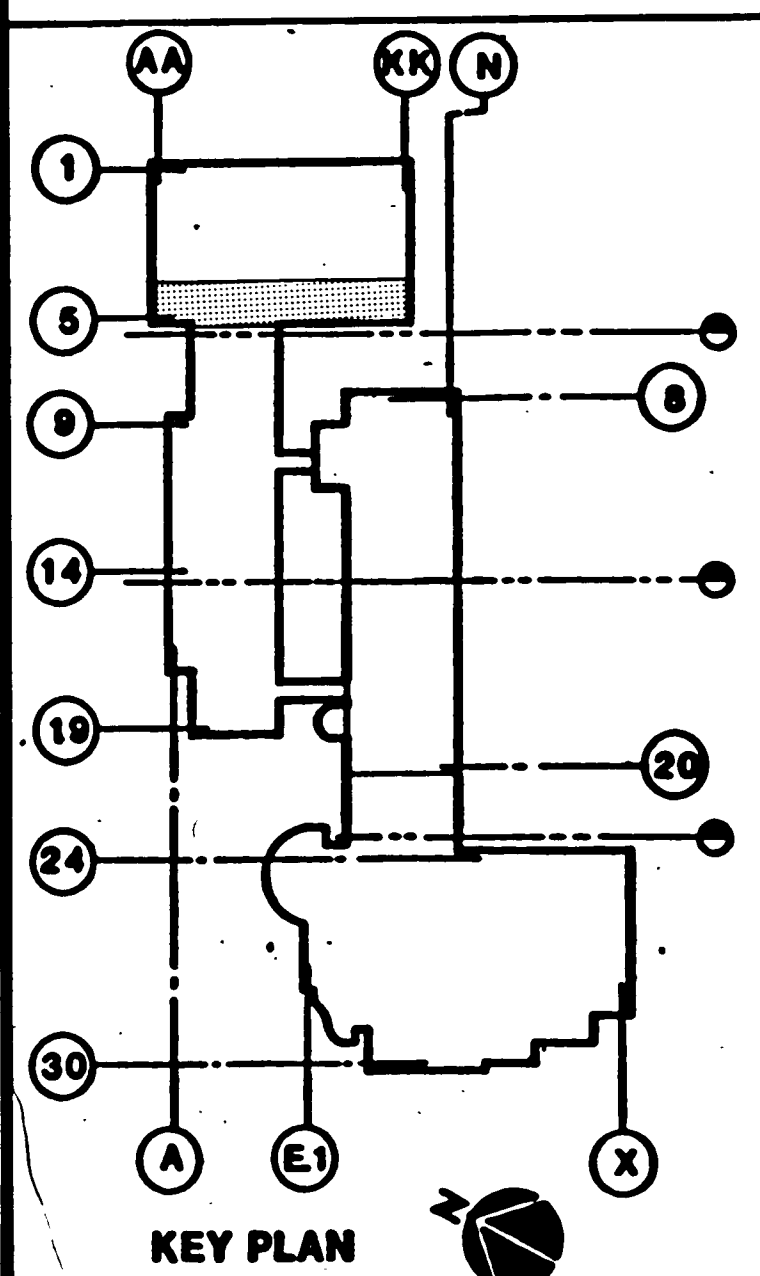
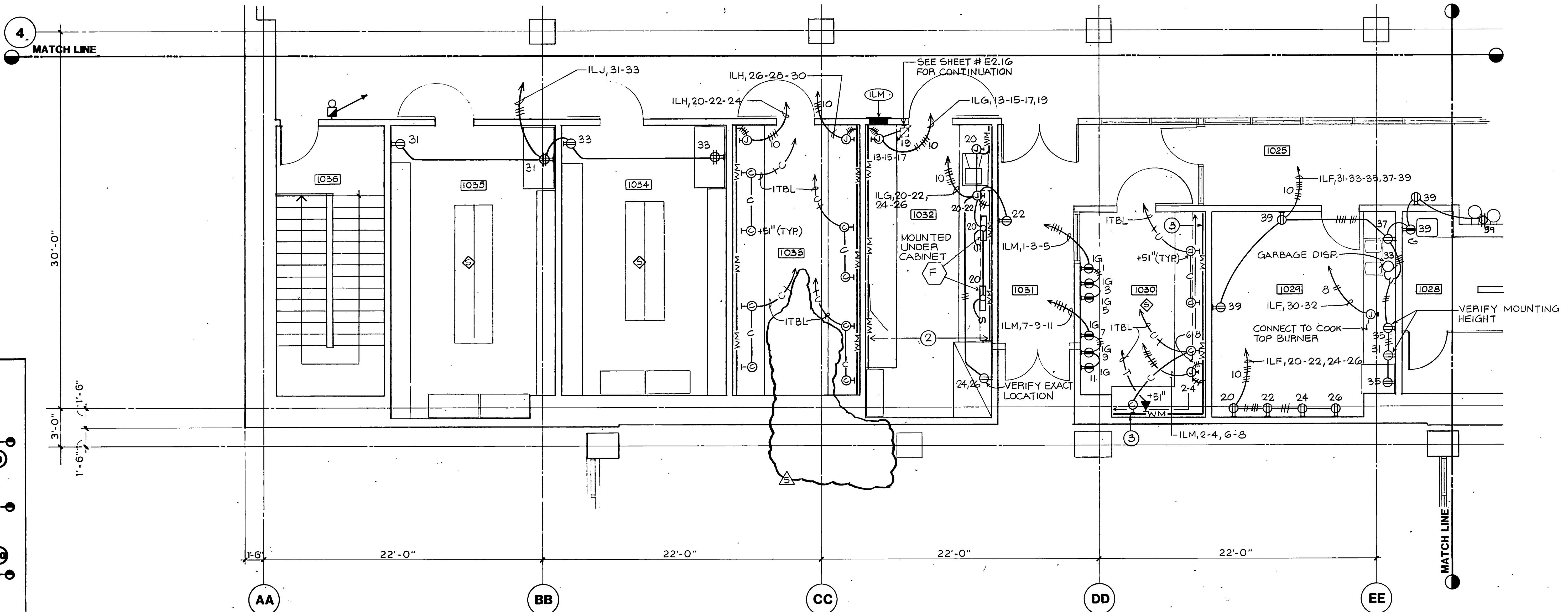
OF SHEETS

NOTES

- EQUIPMENT IS EQUIPPED WITH TWO DUPLEX RECEPTACLES, LIGHT SWITCH AND FLUORESCENT FIXTURE. DETERMINE THE ROUGH-IN REQUIREMENTS AND PROVIDE ALL BRANCH CIRCUITING AS SHOWN.
- ALL MULTI-OUTLET RACEWAYS ARE TYPE "A" UNLESS OTHERWISE NOTED. SEE DRAWING NO. E6.02 FOR TYPE "A".
- PROVIDE ISOLATED GROUND TYPE RECEPTACLE WITH INTEGRAL TRANSIENT VOLTAGE SUPPRESSOR.
- PROVIDE IN CEILING SPACE FOR SECURITY SYSTEM. EXACT LOCATION TO BE DETERMINED ON THE JOB.



ROOM NO.	ROOM NAME
1019	GLASS WASH
1020	ENTRY
1021	Q/A LABORATORY
1022	LIBRARY
1023	CONFERENCE ROOM
1024	LOBBY
1025	WOMEN'S TOILET
1026	JANITOR'S CLOSET
1027	MEN'S TOILET
1028	KITCHEN
1029	LIMS
1030	CORRIDOR
1031	MICRO
1032	BALANCE
1033	INORGANIC STORAGE
1034	ORGANIC STORAGE
1035	STAIR NO. 7
1036	




These drawings are instruments of service and are the property of Meyer & Allen Associates. All designs and other information on the drawings are for use on the specified project and shall not be used without expressed written permission of Meyer & Allen Associates.
Copyright 1989, Meyer & Allen Associates
All Rights Reserved

APPROVED BY

Kurt W. Meyer, FAIA
Architect C-1951

HayakawaAssociates
CONSULTING ENGINEERS

1180 SO. BEVERLY DRIVE
LOS ANGELES, CALIF. 90035
PHONE (213) 879-4477



9-27-91	AS BUILT BY BP-17
7-29-91	BULLETIN #16 BP #17
6-13-91	BULLETIN #17 BP #17
5-3-91	BULLETIN #15 BP #17
3-6-91	BULLETIN #12 BP #17
7-2-90	BULLETIN #3 BP #17
NO.	DATE
	ITEM



S.C.A.Q.M.D.
Headquarters Facility
Diamond Bar, California

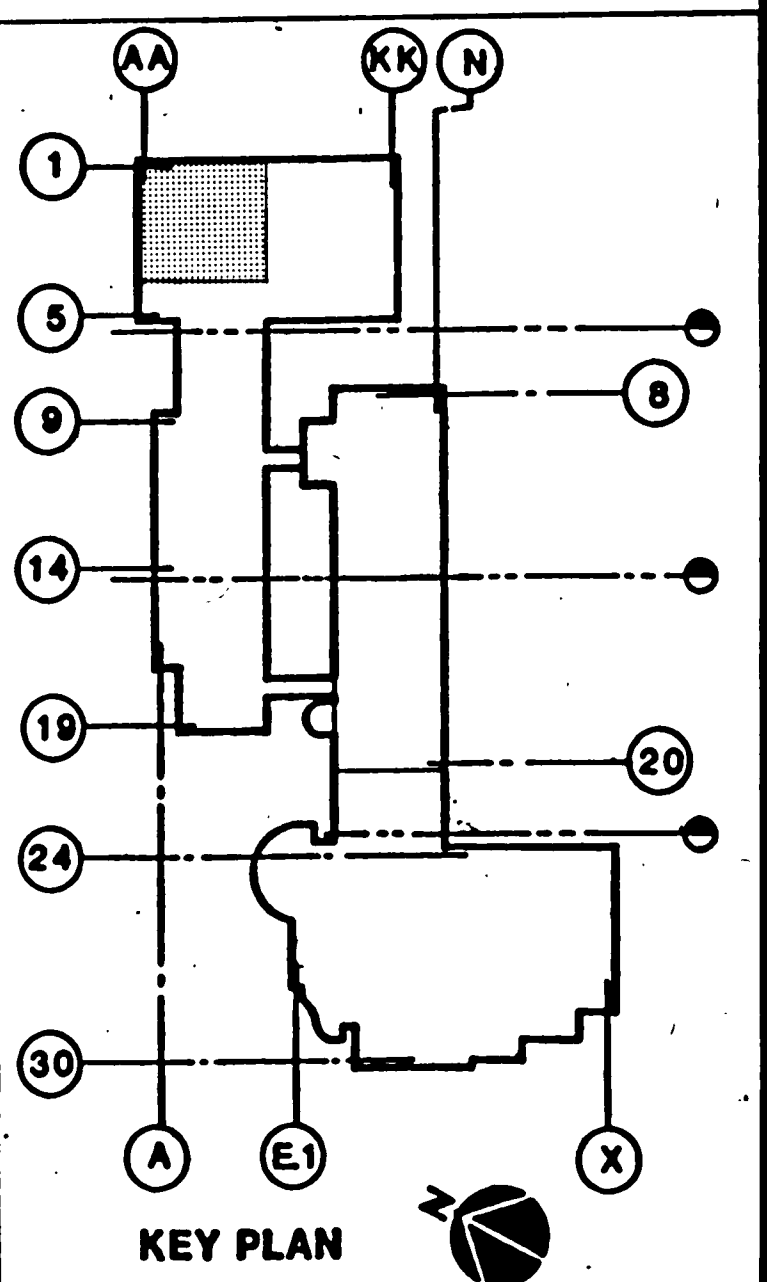
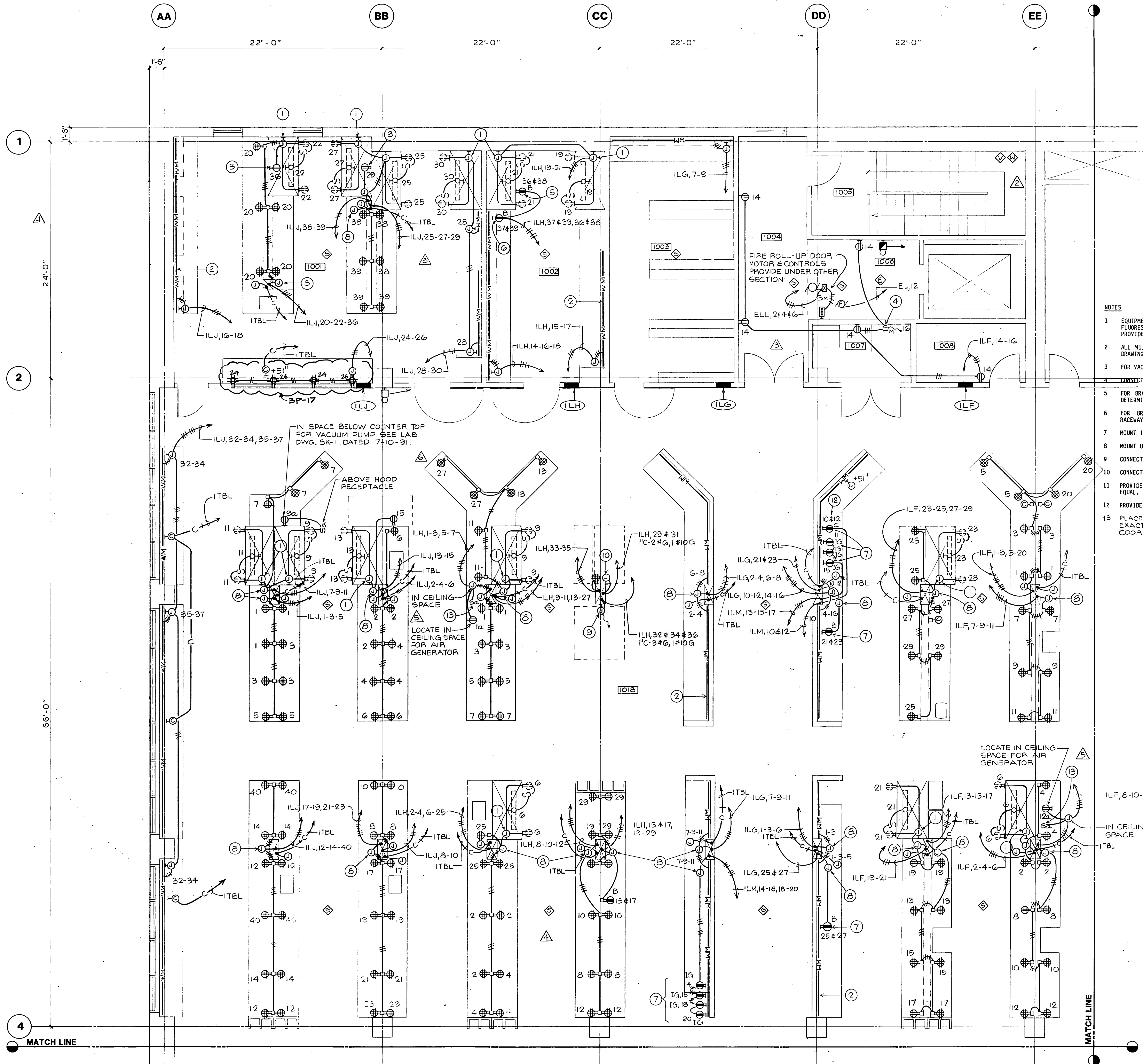
DRAWN BY K.L.N. JOB NUMBER
CHECKED BY 275.01
DATE 2-26-90

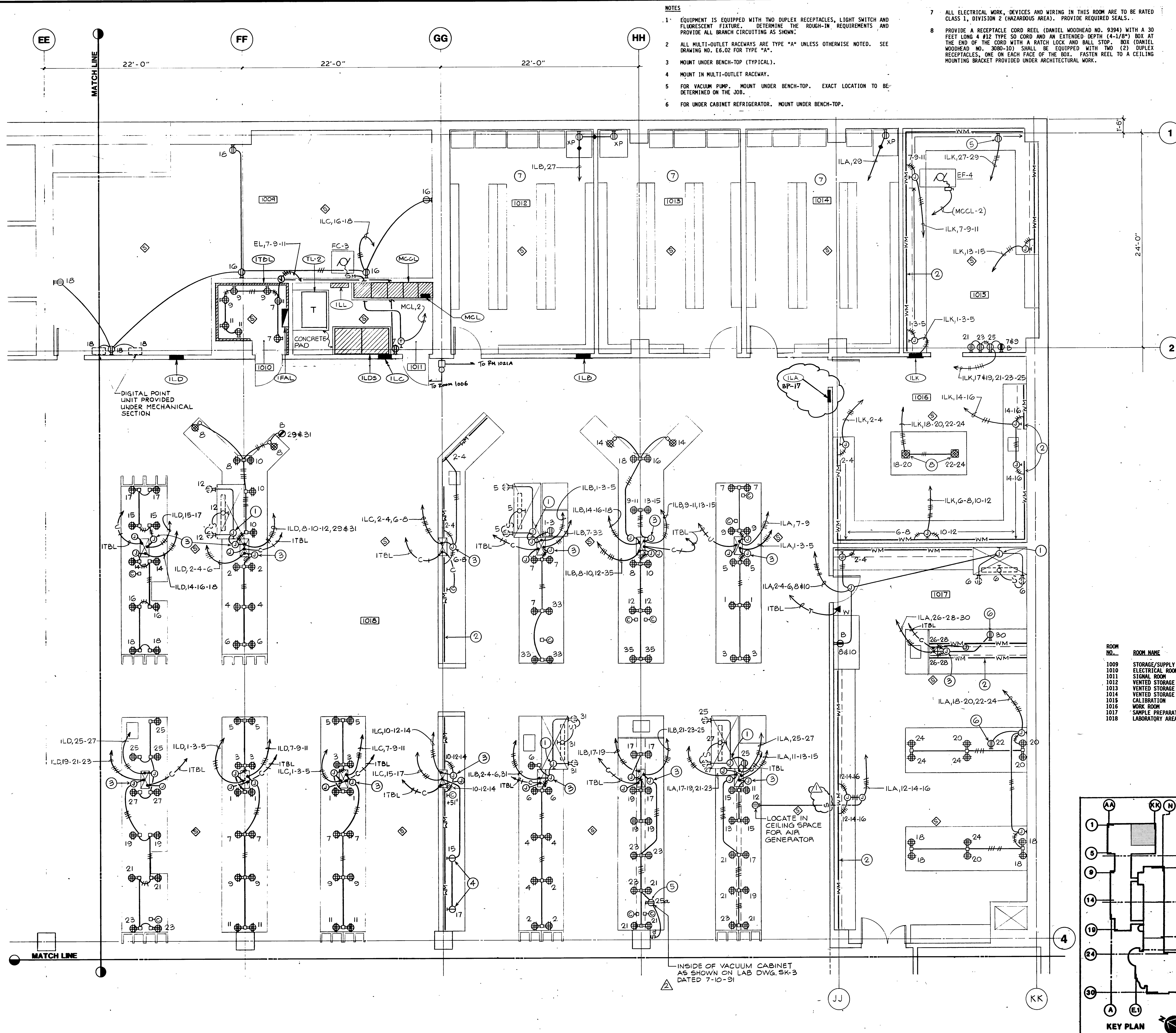
SHEET TITLE
**PARTIAL FIRST FLOOR
POWER AND SIGNAL
PLAN**
BID PACKAGE #17

SHEET

E2.11

OF SHEETS





MEYER & ALLEN
ASSOCIATES
ARCHITECTS
PLANNERS

2690 Beachwood Drive
Los Angeles, California 90068
(213) 467-7151


These drawings are instruments of service and are the property of Meyer & Allen Associates. All designs and other information on the drawings are for use on the specified project and shall not be used without expressed written permission of Meyer & Allen Associates.
Copyright 1989, Meyer & Allen Associates
All Rights Reserved

APPROVED BY

Kurt W. Meyer, FAIA
Architect C-1951

HayakawaAssociates
CONSULTING ENGINEERS

1180 SO. BEVERLY DRIVE
LOS ANGELES, CALIF. 90035
PHONE (213) 879-4477



NO.	DATE	ITEM
1	7-27-91	AS BUILT BY BP-17
2	7-29-91	BULLETIN #18 BP #17
3	10-3-90	BULLETIN #8 BP #17



S.C.A.Q.M.D.
Headquarters Facility
Diamond Bar, California

DRAWN BY: N.N. JOB NUMBER: 275.01
CHECKED BY: DATE: 2-26-90

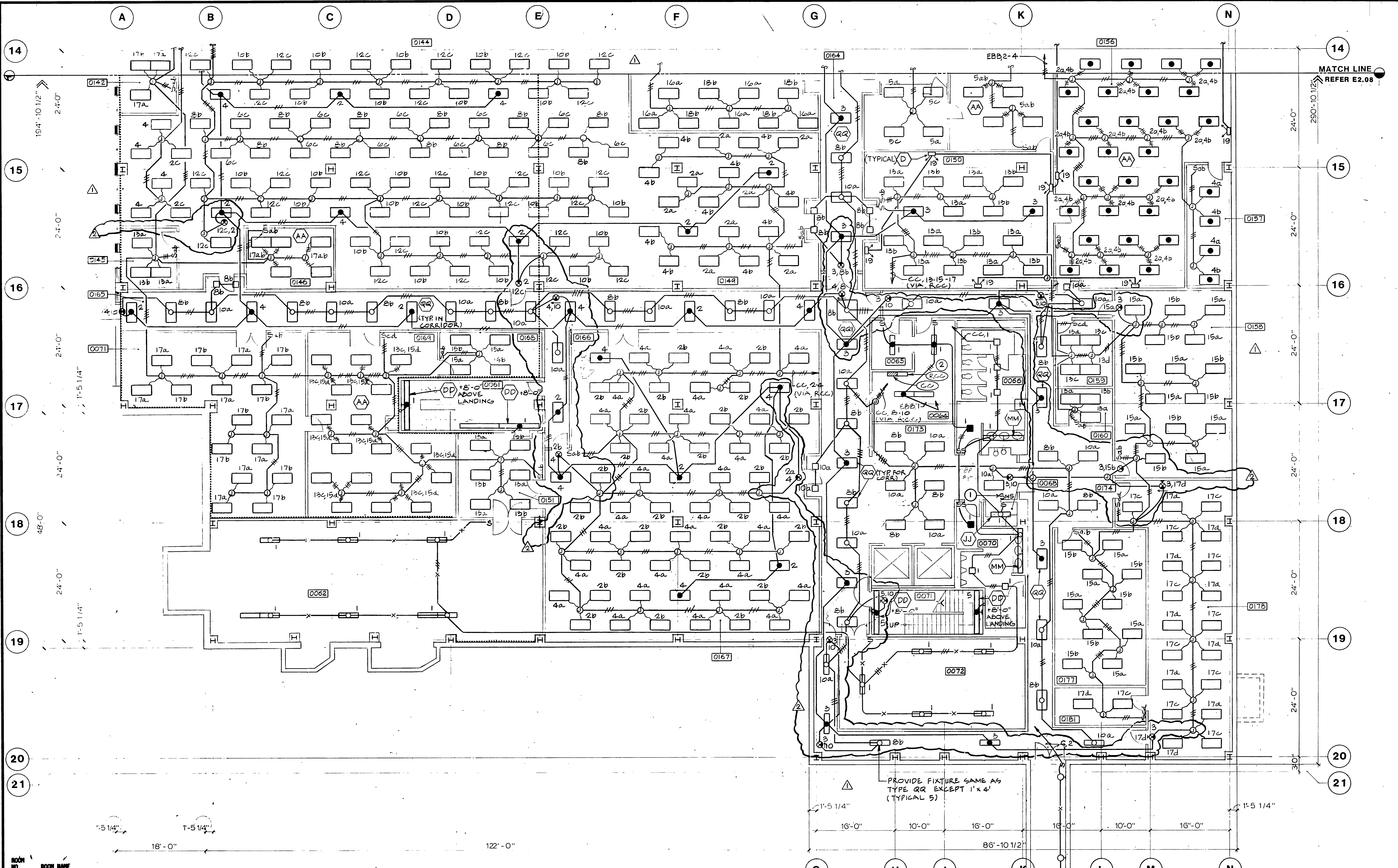
SHEET TITLE:
**PARTIAL FIRST FLOOR
POWER AND SIGNAL
PLAN**

BID PACKAGE #17

SHEET

E2.10

OF SHEETS



ROOM NO.	ROOM NAME
0061	STAIR NO. 3
0062	FAN ROOM NO. 3
0064	ELECTRICAL ROOM
0065	SIGNAL ROOM
0066	WOMEN'S TOILET
0068	JANITOR'S CLOSET
0070	MEN'S TOILET
0071	STAIR NO. 2
0072	FAN ROOM NO. 2
0142	OFFICE
0143	OFFICE
0144	OFFICE
0145	OFFICE
0146	MULTI-PURPOSE
0147	LEGARY
0148	AV EQUIPMENT
0149	OFFICE
0150	OFFICE
0156	OFFICE
0157	UPS
0158	MULTI-PURPOSE RM
0159	MULTI-PURPOSE RM
0160	COFFEE
0164	CORRIDOR
0165	CORRIDOR
0166	MICROFILM
0167	OFFICE
0168	STORAGE
0169	RECORDS
0171	OFFICE
0173	ELEVATOR LBY
0174	VESTIBULE
0177	MULTI-PURPOSE
0178	TRAINING RM
0181	STORAGE
0182	MECH. TUNNEL

NOTE

BP#21 1 LOW VOLTAGE MASTER OVERRIDE LIGHT SWITCH PER SPECIFICATIONS. PROVIDE ENGRAVED NAMEPLATE TO READ "MASTER OVERRIDE LIGHT SWITCH"

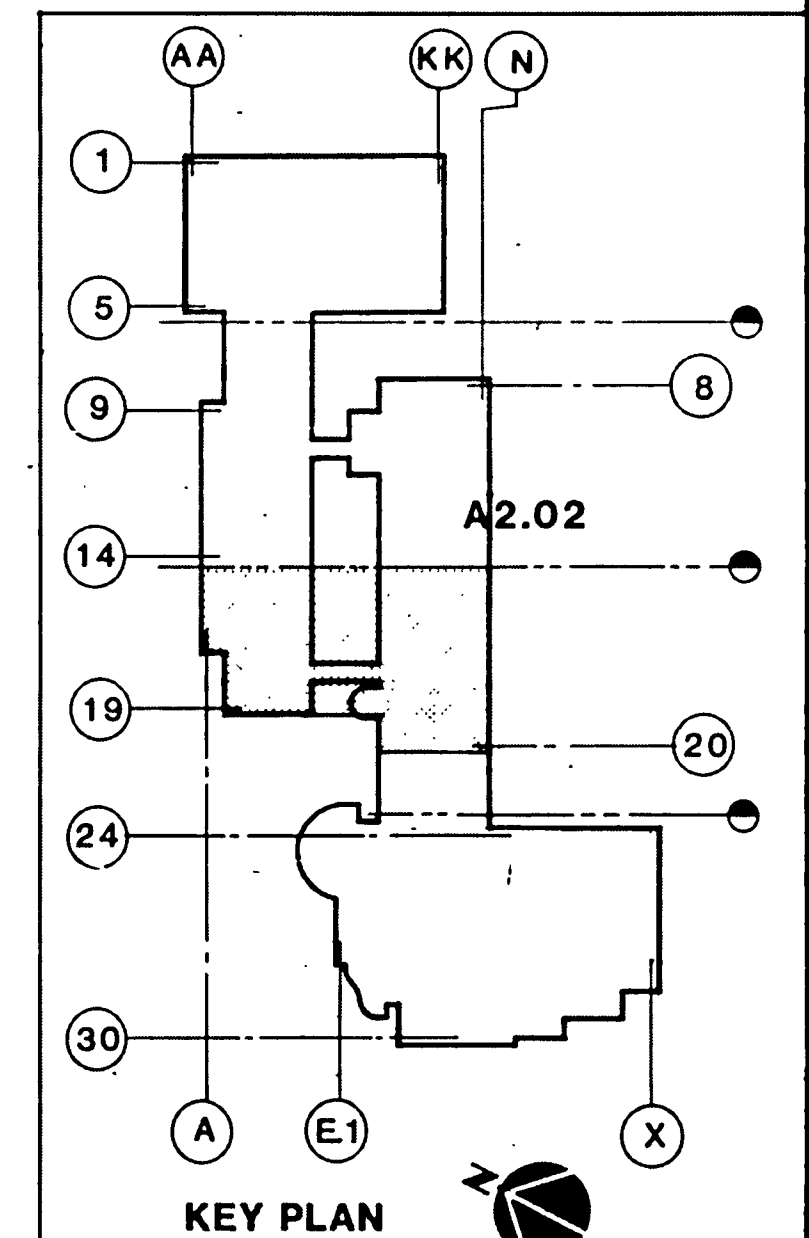
BP#21 2 LOW VOLTAGE LIGHT CONTROL RELAY CABINET. SEE RIGER DIAGRAM ON SHEET E4.09

NOTES

LIGHTING FIXTURE TYPE

- ALL SURFACE MOUNTED FLUORESCENT FIXTURES SHALL BE TYPE 'FF' UNLESS OTHERWISE NOTED. MH=10'-0"
- ALL RECESSED DOWNLIGHTS SHALL BE TYPE 'GG' UNLESS OTHERWISE NOTED.
- ALL RECESSED 2'x4' FLUORESCENT FIXTURES SHALL BE TYPE 'AA' UNLESS OTHERWISE NOTED.
- ALL EXIT SIGNS SHALL BE TYPE 'XX'.

A PARTIAL LOWER LEVEL PLAN
SCALE: 1/8" = 1' - 0"



KURT MEYER PARTNERS

These drawings are instruments of service and are the property of Kurt Meyer Partners, Inc. All designs and other information on the drawings are for use on the specified project and shall not be used without expressed written permission of Kurt Meyer Partners, Inc. Copyright Kurt Meyer Partners, Inc. All Rights Reserved

APPROVED BY

HayakawaAssociates
CONSULTING ENGINEERS

1180 SO. BEVERLY DRIVE
LOS ANGELES, CALIF. 90035
PHONE (213) 879-4477

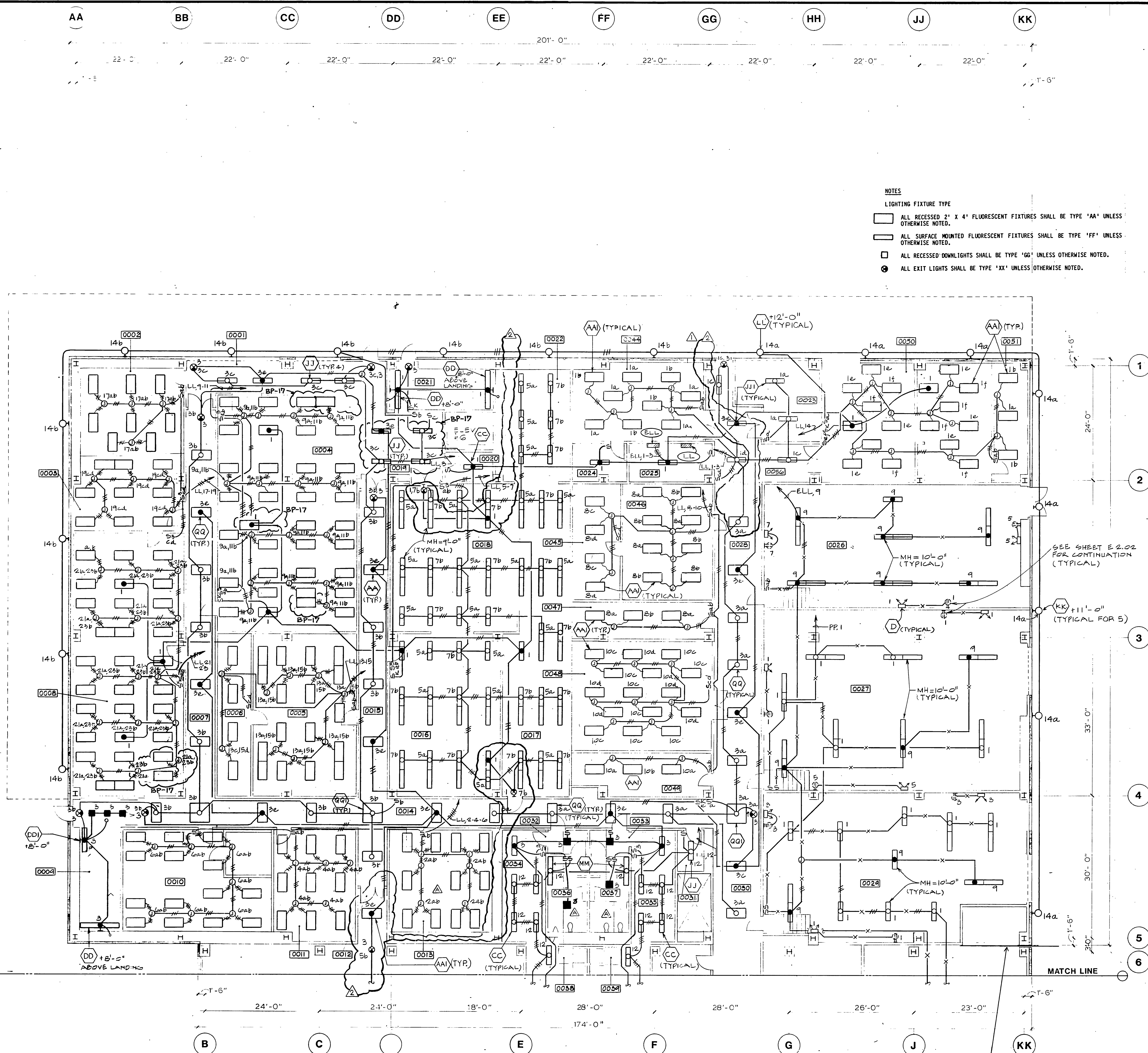
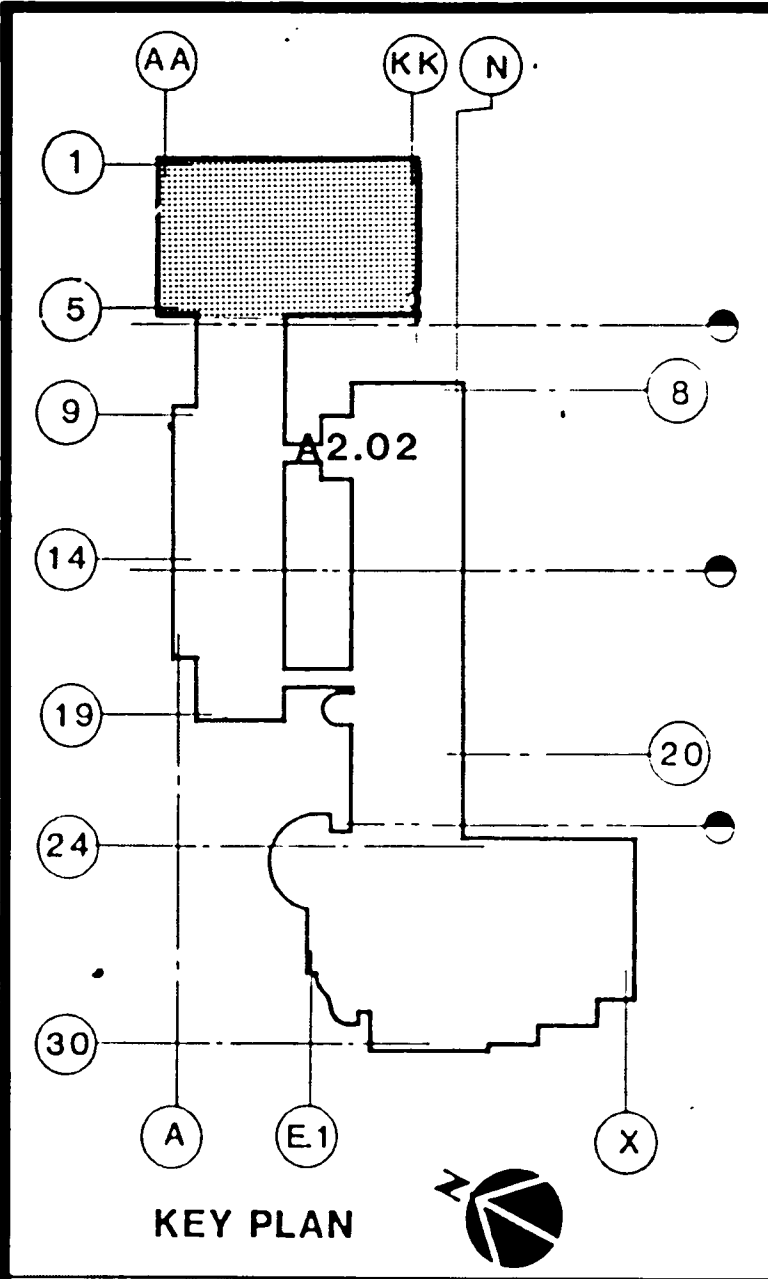
PROFESSIONAL ENGINEER
No. 31761
State of California

11-9-91 AS BUILT BY BP 21
4-27-91 AS BUILT BY BP 17
5-3-91 BULL.#49 BP#21(FIRE DEPT. REV.)
3-4-91 BULLETIN #36 BP # 21

NO.	DATE	ITEM
-----	------	------

S.C.A.Q.M.D.
Headquarters Facility
Diamond Bar, California

DRAWN BY: Y. C. JOB NUMBER: 275.01
CHECKED BY: DATE: 5-15-90
SHEET TITLE: PARTIAL LOWER LEVEL LIGHTING PLAN, BID PACKAGE #17, #21
SHEET: E2.09
OF SHEETS



A PARTIAL LOWER LEVEL PLAN
SCALE: 1/8" = 1' - 0"

SEISMIC JOINT.
PROVIDE SEISMIC FITTINGS
FOR CONDUIT CROSSINGS.
SEE DETAIL 7/E6.01

KURT MEYER PARTNERS
ARCHITECTS
PLANNERS


2000 Beachwood Drive
Los Angeles, California 90008
(213) 467-7131

These drawings are instruments of service and are the property of Kurt Meyer Partners, Inc. All designs and other information on the drawings are for use on the specified project and shall not be used without expressed written permission of Kurt Meyer Partners, Inc.
Copyright, Kurt Meyer Partners, Inc.
All Rights Reserved

APPROVED BY

HayakawaAssociates
CONSULTING ENGINEERS

1180 SO. BEVERLY DRIVE
LOS ANGELES, CALIF. 90035
PHONE (213) 879-4477



	7-27-91	AS BUILT BY BP-17
△	5-3-91	BULL.#16 BP#17(FIRE DEPT.REV.)
↑	2-5-91	BULLETIN #10 BP #17
△	3-14-90	ADDENDUM BID PACKAGE #17
NO.	DATE	ITEM



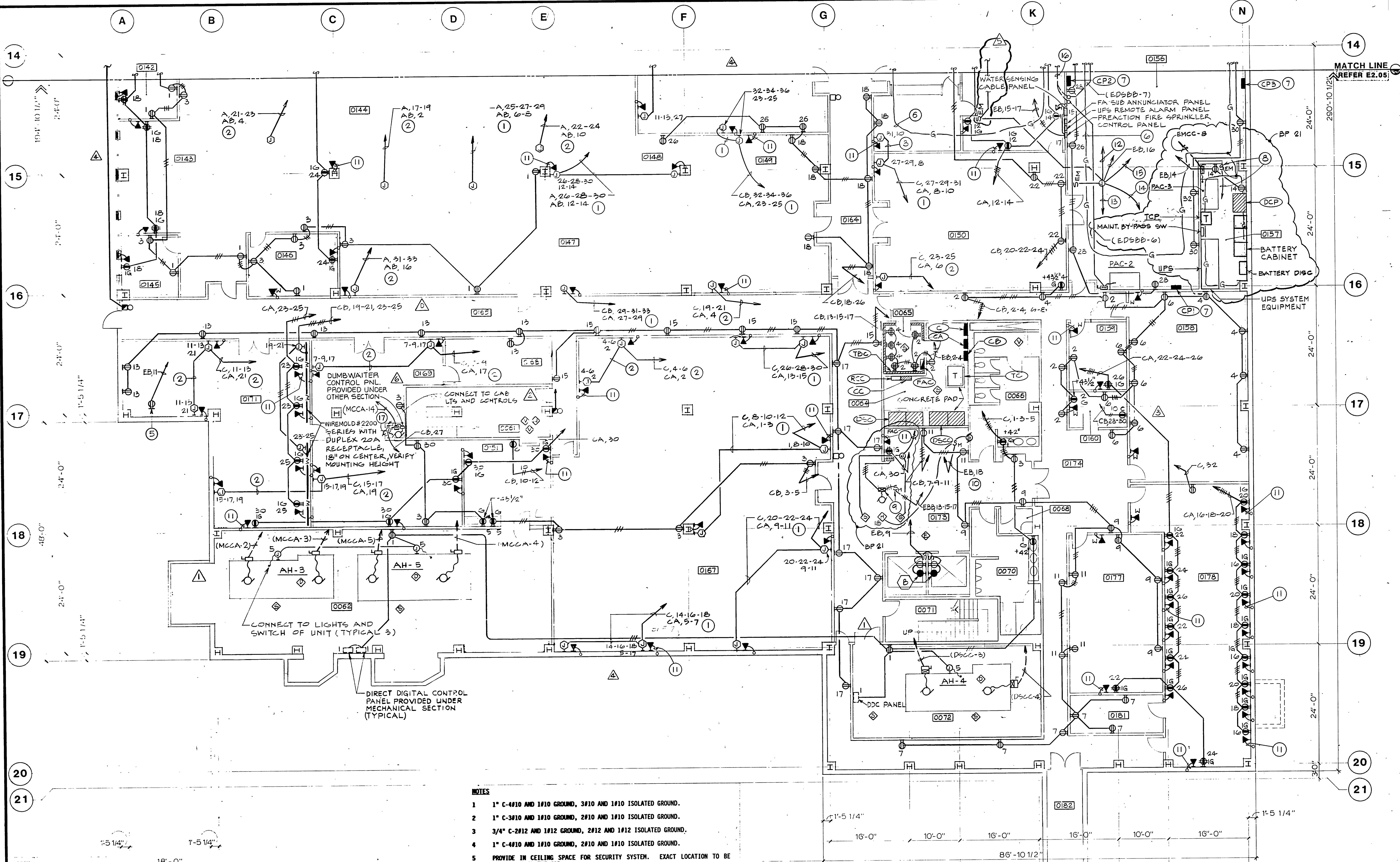
S.C.A.Q.M.D.
Headquarters Facility
Diamond Bar, California

DRAWN BY Y.C.	JOB NUMBER
CHECKED BY	275.01
DATE 2-26-90	

SHEET TITLE
PARTIAL LOWER LEVEL LIGHTING PLAN
BID PACKAGE #17

E2.07

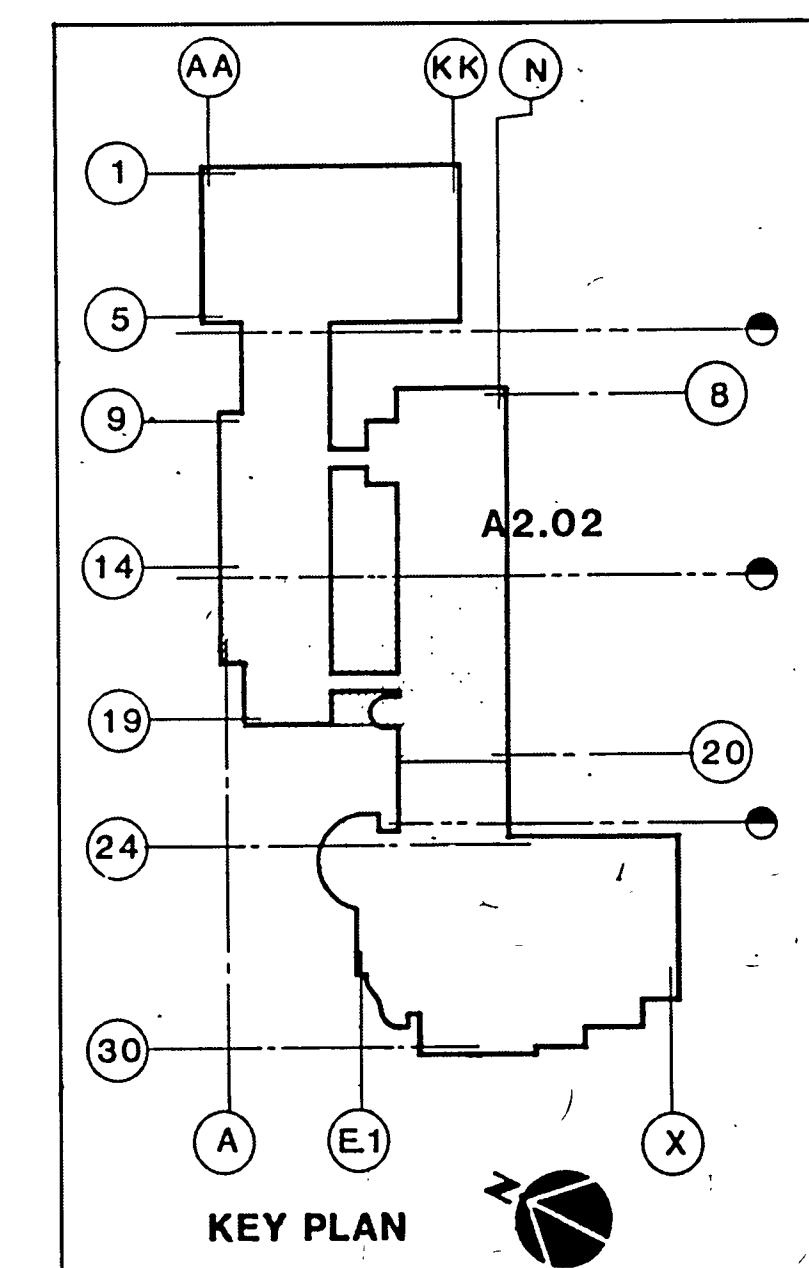
OF SHEETS



ROOM NO.	ROOM NAME
0061	STAIR NO. 3
0062	FAN ROOM NO. 3
0064	ELECTRICAL ROOM
0065	SIGNAL ROOM
0066	WOMEN'S TOILET
0068	JANITOR'S CLOSET
0070	MEN'S TOILET
0071	STAIR NO. 2
0072	FAN ROOM NO. 2
0142	OFFICE
0143	OFFICE
0144	OFFICE
0145	OFFICE
0146	MULTI-PURPOSE
0147	LIBRARY
0148	AV EQUIPMENT
0149	OFFICE
0150	OFFICE
0151	OFFICE
0152	UPS
0153	MULTI-PURPOSE RM
0154	MULTI-PURPOSE RM
0155	COFFEE
0156	CORRIDOR
0157	CORRIDOR
0158	MICROFILM
0159	OFFICE
0160	STORAGE
0161	RECORDS
0162	OFFICE
0163	ELEVATOR LBY
0164	VESTIBULE
0165	MULTI-PURPOSE
0166	TRAINING RM
0167	STORAGE
0168	MECH. TUNNEL

- NOTES**
- 1" C-4010 AND 1010 GROUND, 3010 AND 1010 ISOLATED GROUND.
 - 1" C-3010 AND 1010 GROUND, 2010 AND 1010 ISOLATED GROUND.
 - 3/4" C-2012 AND 1012 GROUND, 2012 AND 1012 ISOLATED GROUND.
 - 1" C-4010 AND 1010 GROUND, 2010 AND 1010 ISOLATED GROUND.
 - PROVIDE IN CEILING SPACE FOR SECURITY SYSTEM. EXACT LOCATION TO BE DETERMINED ON THE JOB.
 - #6 GROUND CONDUCTOR AROUND PERIPHERY OF RAISED FLOOR. GROUND TO EVERY THIRD FLOOR SUPPORT.
 - 10" X 4" STEEL RITTER WITH SCREEN COVER TO PROVIDE ACCESS FROM PANEL TO UNDERNEATH THE COMPUTER FLOORING. TERMINATE AT 12" ABOVE CONCRETE SLAB. SUBMIT SHOP DRAWING.
 - EMERGENCY SHUTDOWN SWITCH FOR UPS EQUIPMENT. CONNECT TO UPS SYSTEM CONTROL AS DIRECTED BY EQUIPMENT SUPPLIER.
 - CONNECT TO MOTOR CONTROLLER, PUSH BUTTON AND CONTROLS FURNISHED UNDER OTHER SECTION. LOCATE DISCONNECT SWITCH IN CEILING SPACE.
 - VIA RELAY LOCATED ADJACENT FIRE ALARM CABINET SO THAT FIRE ALARM SYSTEM CONTROLS SMOKE DAMPER.
 - 3/4" C.O. WITH PULLWIRE AND BUSHING, TO TERMINATE 8" ABOVE CEILING OR LONGER WHERE NEEDED TO CLEAR OBSTRUCTION BY OTHER TRADES WITHIN CEILING CAVITY (TYPICAL ALL TELEPHONE OUTLETS).
 - TO MAGNETICALLY HELD RELAY FOR CIRCUITS 26, 28, 30 AND 32 IN PANEL "BC". SEE COMPUTER ROOM EMERGENCY SHUT OFF DIAGRAM ON SHEET E4.09.
 - SAME AS NOTE #12 EXCEPT CIRCUITS 12 AND 14 IN PANEL "CA".
 - TO CONTROLS OF PAC UNITS #2 AND 3 TO SHUT-DOWN PAC UNITS COORDINATE WITH EQUIPMENT SUPPLIER, SEE COMPUTER ROOM EMERGENCY SHUT OFF DIAGRAM ON SHEET E4.09.
 - SAME AS NOTE #14 EXCEPT FOR PAC UNIT #1.
 - CONDUIT STUB-OUTS PROVIDED IN BP #17. EXTEND AS SHOWN. SEE SINGLE LINE DIAGRAM.
 - CONNECT TO DUMB-WAITER PIT LIGHT (FIXTURE TYPE B), SWITCH AND RECEPTACLE IN PIT. CONNECT TO CB, 27. EXACT LOCATION TO BE DETERMINED BY F.D.

A PARTIAL LOWER LEVEL PLAN
SCALE: 1/8" = 1' - 0"



KURT MEYER PARTNERS
ARCHITECTS
PLANNERS


3001 Beachwood Drive
Los Angeles, California 90035
(213) 879-4477

These drawings are instruments of service and are the property of Kurt Meyer Partners, Inc. All designs and other information on the drawings are for use on the specified project and shall not be used without expressed written permission of Kurt Meyer Partners, Inc.
Copyright Kurt Meyer Partners, Inc.
All Rights Reserved

APPROVED BY

HayakawaAssociates
CONSULTING ENGINEERS

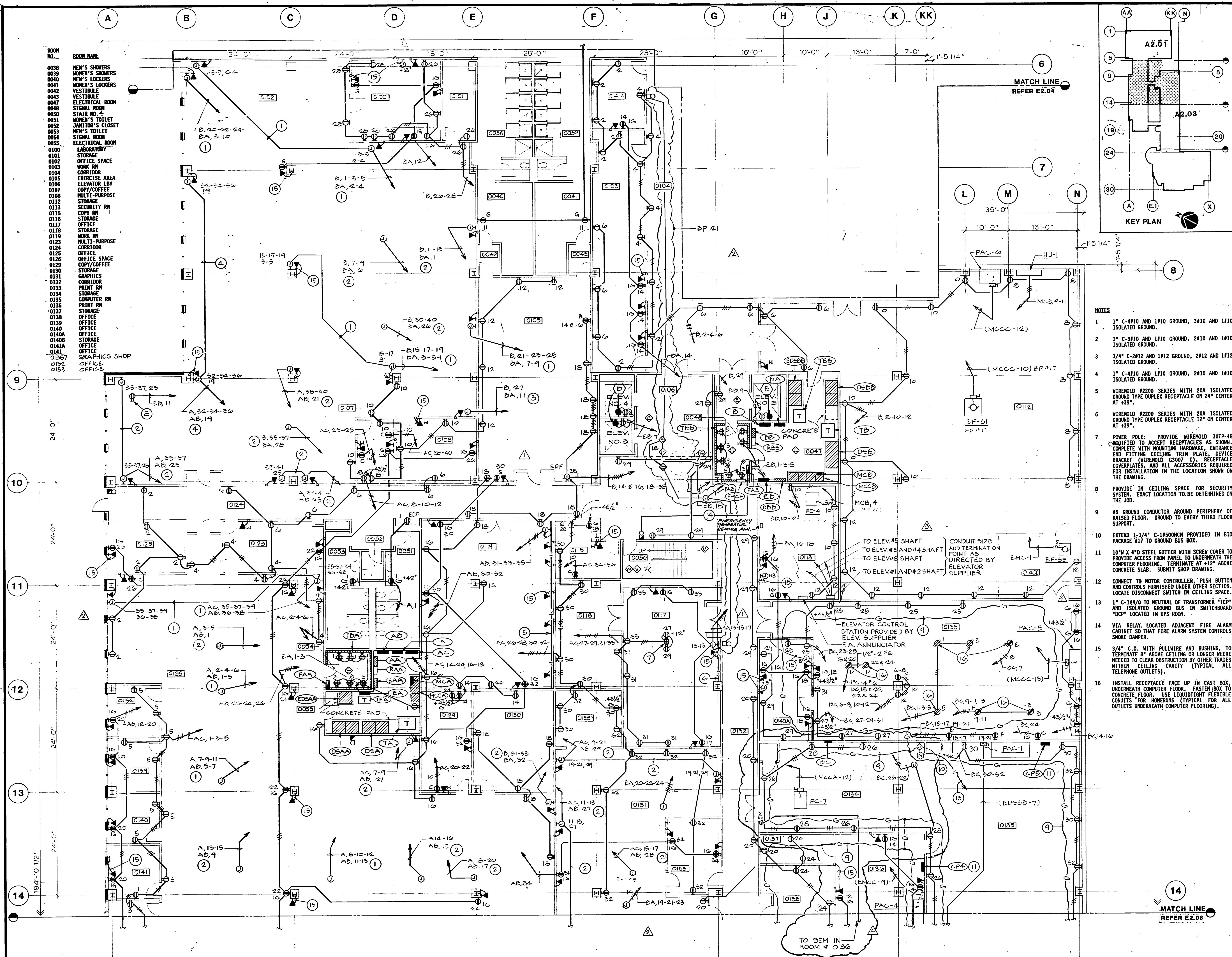
1180 SO. BEVERLY DRIVE
LOS ANGELES, CALIF. 90035
PHONE (213) 879-4477



NO.	DATE	ITEM
11-5-91		AS BUILT BY BP 21
9-27-91		AS BUILT BY BP 17
6-19-91		BULLETIN # 60, BP # 21
5-3-91		BULL.#40 BP#21 (FIRE DEPT. REV.)
3-4-91		BULLETIN #36 BP #21
10-3-90		BULLETIN #16 BP #21
7-2-90		BULLETIN #3 BP #17
6-22-90		ADDENDUM TO BP #21
6-11-90		BULLETIN #2 BP #17

S.C.A.Q.M.D.
Headquarters Facility
Diamond Bar, California

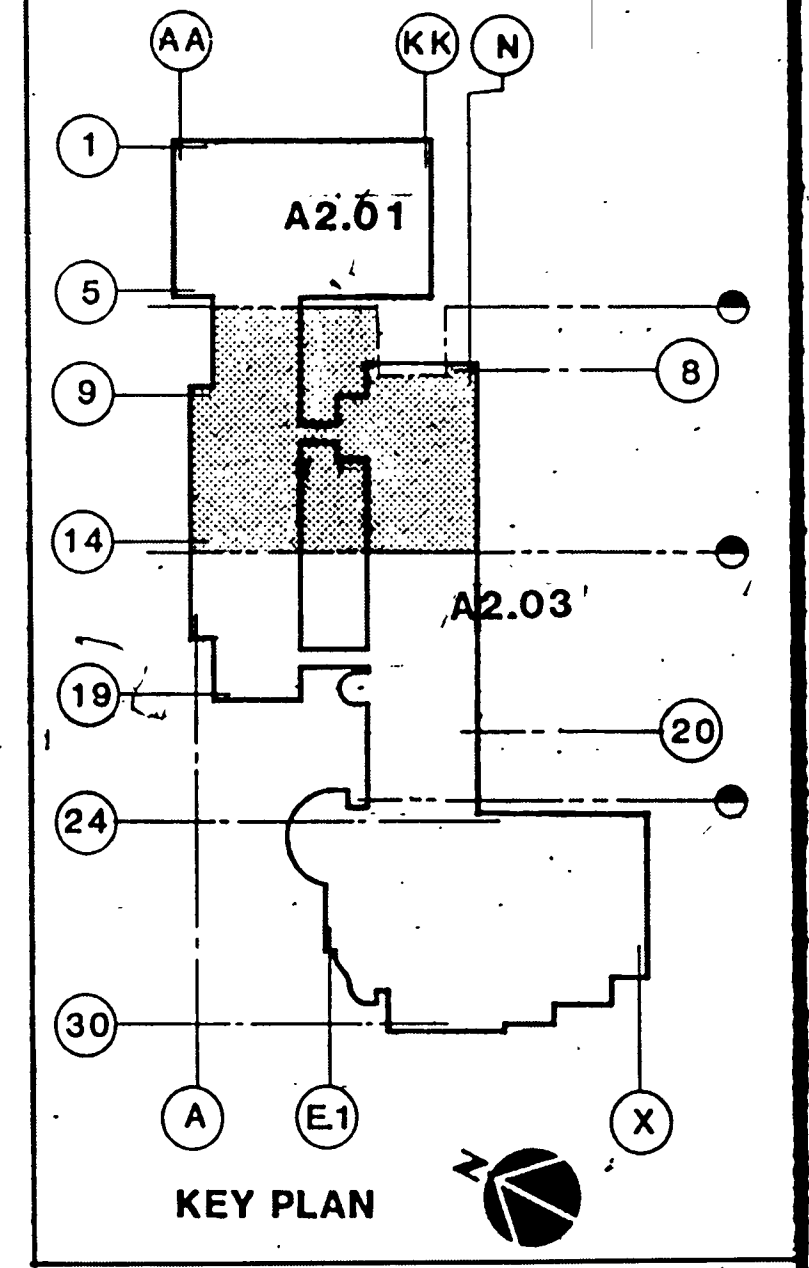
DRAWN BY Y.C.	JOB NUMBER
CHECKED BY	275.01
DATE 5-18-90	
SHEET TITLE	
PARTIAL LOWER LEVEL	
POWER AND SIGNAL	
PLAN	BID PACKAGE #17, #21
SHEET	
E2.06	
OF SHEETS	



ROOM NO.	ROOM NAME
0038	MEN'S SHOWERS
0039	MEN'S LOCKERS
0040	MEN'S LOCKERS
0041	MEN'S LOCKERS
0042	VESTIBULE
0043	VESTIBULE
0047	ELECTRICAL ROOM
0048	SIGNAL ROOM
0050	STAIR NO. 4
0051	WOMEN'S TOILET
0052	JANITOR'S CLOSET
0053	MEN'S TOILET
0054	SIGNAL ROOM
0055	ELECTRICAL ROOM
0100	LABORATORY
0101	STORAGE
0102	OFFICE SPACE
0103	WORK RM
0104	CORRIDOR
0105	EXERCISE AREA
0106	ELEVATOR LBY
0107	COPY/COFFEE
0108	MULTI-PURPOSE
0112	STORAGE
0113	SECURITY RM
0115	COPY RM
0116	STORAGE
0117	OFFICE
0118	STORAGE
0119	WORK RM
0123	MULTI-PURPOSE
0124	CORRIDOR
0125	OFFICE
0126	OFFICE SPACE
0129	COPY/COFFEE
0130	STORAGE
0131	GRAPHICS
0132	CORRIDOR
0133	PRINT RM
0134	STORAGE
0135	COMPUTER RM
0136	PRINT RM
0137	STORAGE
0138	OFFICE
0139	OFFICE
0140	OFFICE
0140A	OFFICE
0140B	STORAGE
0141A	OFFICE
0141	GRAPHICS SHOP
01567	OFFICE
0152	OFFICE
0153	OFFICE

- NOTES**
- 1" C-4010 AND 1010 GROUND, 3010 AND 1010 ISOLATED GROUND.
 - 1" C-3010 AND 1010 GROUND, 2010 AND 1010 ISOLATED GROUND.
 - 3/4" C-2012 AND 1012 GROUND, 2012 AND 1012 ISOLATED GROUND.
 - 1" C-4010 AND 1010 GROUND, 2010 AND 1010 ISOLATED GROUND.
 - WIREMOLD #2200 SERIES WITH 20A ISOLATED GROUND TYPE DUPLEX RECEPTACLE ON 24" CENTER AT +39".
 - WIREMOLD #2200 SERIES WITH 20A ISOLATED GROUND TYPE DUPLEX RECEPTACLE 12" ON CENTER AT +39".
 - POWER POLE: PROVIDE WIREMOLD 30TP-48 MODIFIED TO ACCEPT RECEPTACLES AS SHOWN. COMPLETE WITH MOUNTING HARDWARE, ENTRANCE END FITTING, CEILING TRIM PLATE, DEVICE BRACKET (WIREMOLD G3007 C), RECEPTACLE COVERPLATES, AND ALL ACCESSORIES REQUIRED FOR INSTALLATION IN THE LOCATION SHOWN ON THE DRAWING.
 - PROVIDE IN CEILING SPACE FOR SECURITY SYSTEM. EXACT LOCATION TO BE DETERMINED ON THE JOB.
 - #6 GROUND CONDUCTOR AROUND PERIPHERY OF RAISED FLOOR. GROUND TO EVERY THIRD FLOOR SUPPORT.
 - EXTEND 1-1/4" C-14500MCH PROVIDED IN BID PACKAGE #17 TO GROUND BUS BOX.
 - 10" X 4" D STEEL GUTTER WITH SCREW COVER TO PROVIDE ACCESS FROM PANEL TO UNDERNEATH THE COMPUTER FLOORING. TERMINATE AT +12" ABOVE CONCRETE SLAB. SUBMIT SHOP DRAWING.
 - CONNECT TO MOTOR CONTROLLER, PUSH BUTTON AND CONTROLS FURNISHED UNDER OTHER SECTION. LOCATE DISCONNECT SWITCH IN CEILING SPACE.
 - 1" C-184/0 TO NEUTRAL OF TRANSFORMER "TCD" AND ISOLATED GROUND BUS IN SWITCHBOARD "DCP" LOCATED IN UPS ROOM.
 - VIA RELAY, LOCATED ADJACENT FIRE ALARM CABINET SO THAT FIRE ALARM SYSTEM CONTROLS SMOKE DAMPER.
 - 3/4" C.D. WITH PULLWIRE AND BUSHING, TO TERMINATE 8" ABOVE CEILING OR LONGER WHERE NEEDED TO CLEAR OBSTRUCTION BY OTHER TRADES WITHIN CEILING CAVITY (TYPICAL ALL TELEPHONE OUTLETS).
 - INSTALL RECEPTACLE FACE UP IN CAST BOX, UNDERNEATH COMPUTER FLOOR. FASTEN BOX TO CONCRETE FLOOR. USE LIQUIDTIGHT FLEXIBLE CONDUITS FOR HOMERUNS (TYPICAL FOR ALL OUTLETS UNDERNEATH COMPUTER FLOORING).

A PARTIAL LOWER LEVEL PLAN
SCALE: 1/8" = 1' - 0"



KURT MEYER PARTNERS
ARCHITECTS
PLANNERS

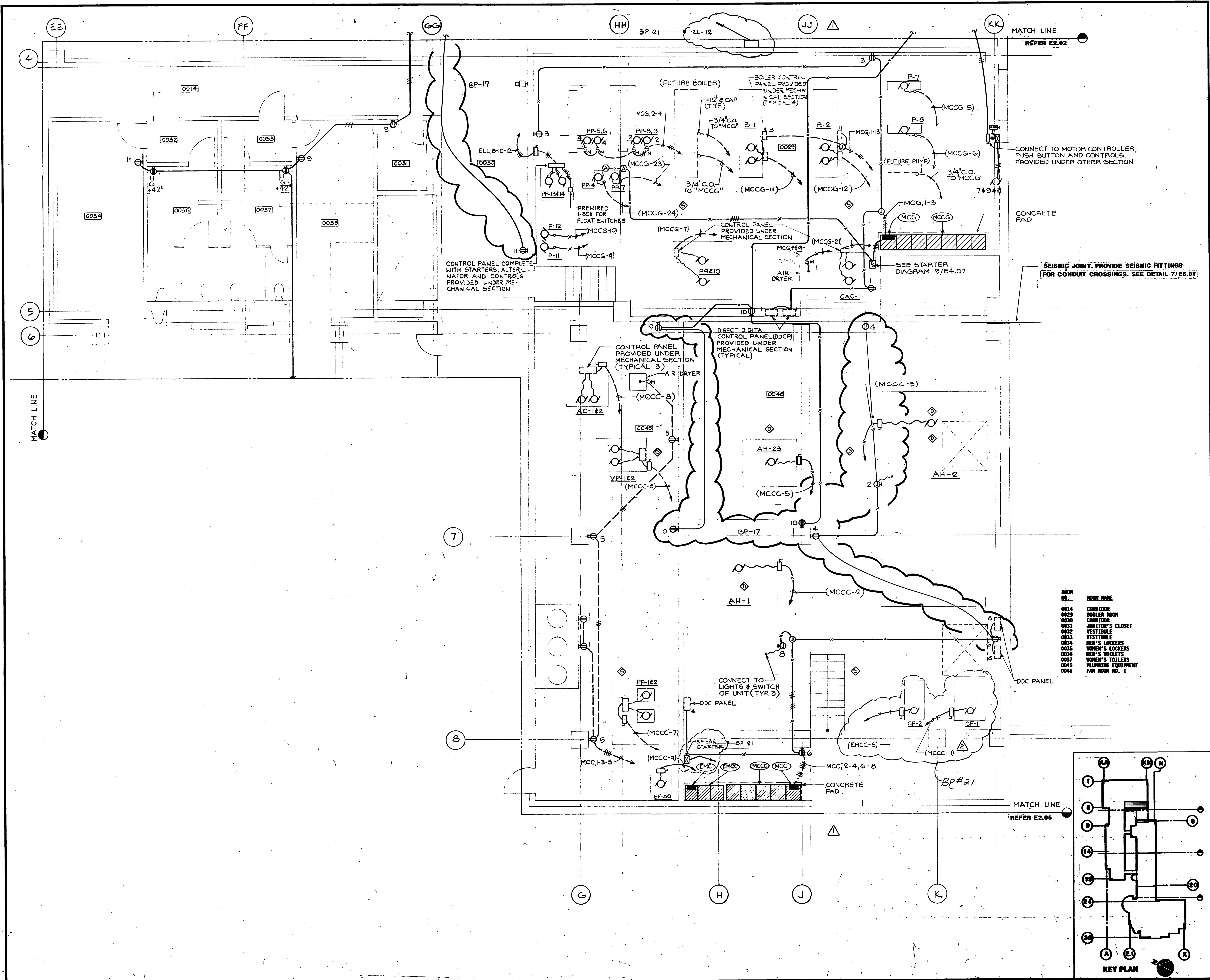
These drawings are instruments of service and are the property of Kurt Meyer Partners, Inc. All designs and other information on the drawings are for use on the specified project and shall not be used without expressed written permission of Kurt Meyer Partners, Inc.
Copyright, Kurt Meyer Partners, Inc.
All Rights Reserved

HayakawaAssociates
CONSULTING ENGINEERS

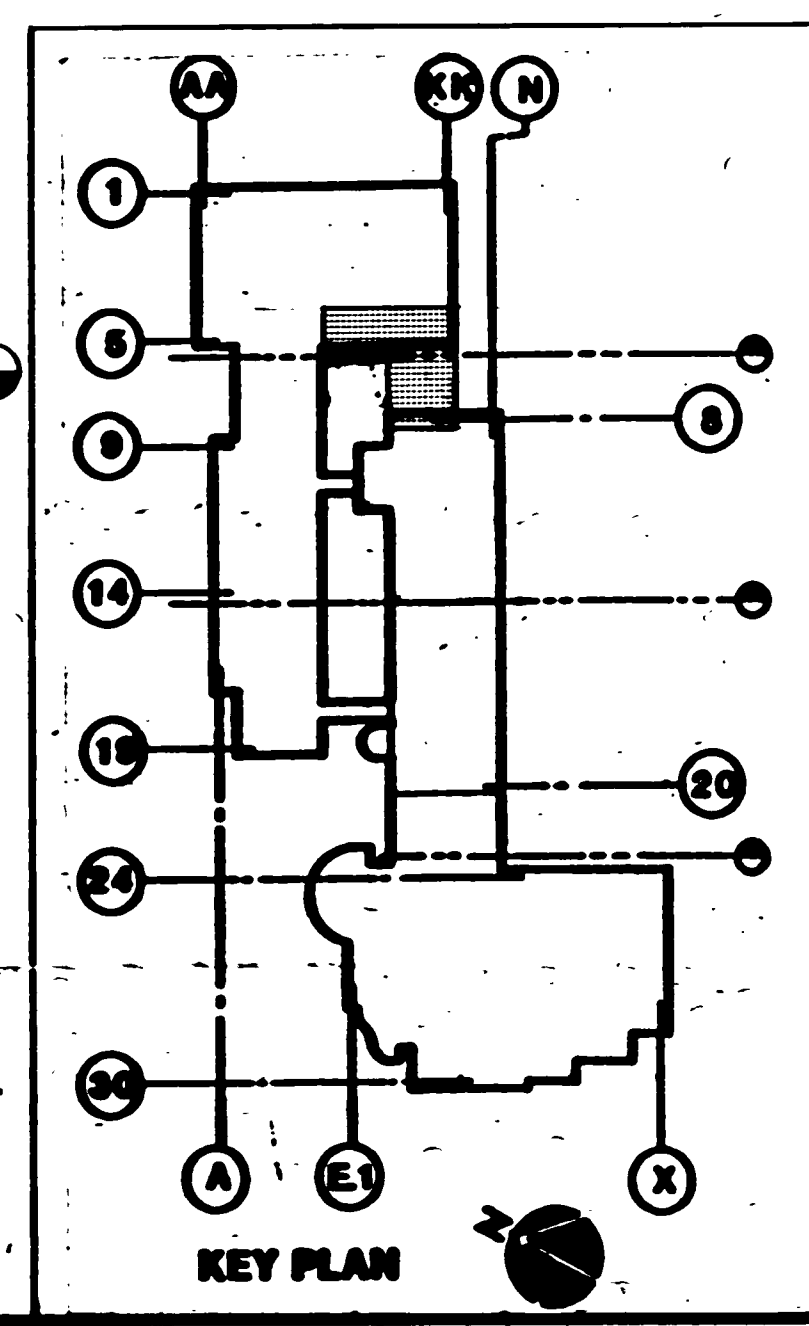
1180 SO. BEVERLY DRIVE
LOS ANGELES, CALIF 90035
PHONE (213) 879-4477

S.C.A.Q.M.D.
Headquarters Facility
Diamond Bar, California

DRAWN BY Y.C.	JOB NUMBER
CHECKED BY	275.01
DATE 5-18-90	
SHEET TITLE	
PARTIAL LOWER LEVEL POWER AND SIGNAL PLAN	BID PACKAGE #17, #21
	SHEET
E2.05	
OF SHEETS	



ROOM NO.	ROOM NAME
0014	CORRIDOR
0029	BOILER ROOM
0030	CORRIDOR
0031	JANITOR'S CLOSET
0032	VESTIBULE
0033	VESTIBULE
0034	MEN'S LOCKERS
0035	WOMEN'S LOCKERS
0036	MEN'S TOILETS
0037	WOMEN'S TOILETS
0045	PLUMBING EQUIPMENT
0046	FAN ROOM NO. 1



MEYER & ALLEN ASSOCIATES

ARCHITECTS PLANNERS

2090 Beachwood Drive
Los Angeles, California 90068
(213) 467-7151

These drawings are instruments of service and are the property of Meyer & Allen Associates. All designs and other information on the drawings are for use on the specified project and shall not be used without expressed written permission of Meyer & Allen Associates.

Copyright 1989, Meyer & Allen Associates
All Rights Reserved

APPROVED BY

Kurt W. Meyer, FAIA
Architect C-1951

HayakawaAssociates

CONSULTING ENGINEERS

1180 SO. BEVERLY DRIVE
LOS ANGELES, CALIF. 90035
PHONE (213) 879-4477

11-5-91	AS BUILT BY BP-21	
7-27-91	AS BUILT BY BP-17	
7-2-90	BULLETIN #3 BP-17	
6-11-90	BULLETIN #2 BP-17	
NO.	DATE	ITEM

S.C.A.Q.M.D.

Headquarters Facility

Diamond Bar, California

DRAWN BY N.N.	JOB NUMBER
CHECKED BY	275.01
DATE 5-18-90	

SHEET TITLE

PARTIAL LOWER LEVEL
POWER AND SIGNAL
PLAN

BID PACKAGE #17, #21

SHEET

E2.04

OF SHEETS


These drawings are instruments of service and are the property of Meyer & Allen Associates. All designs and other information on the drawings are for use on the specified project and shall not be used without expressed written permission of Meyer & Allen Associates.
Copyright 1989, Meyer & Allen Associates
All Rights Reserved

APPROVED BY

Kurt W. Meyer, FAIA
Architect C-1951

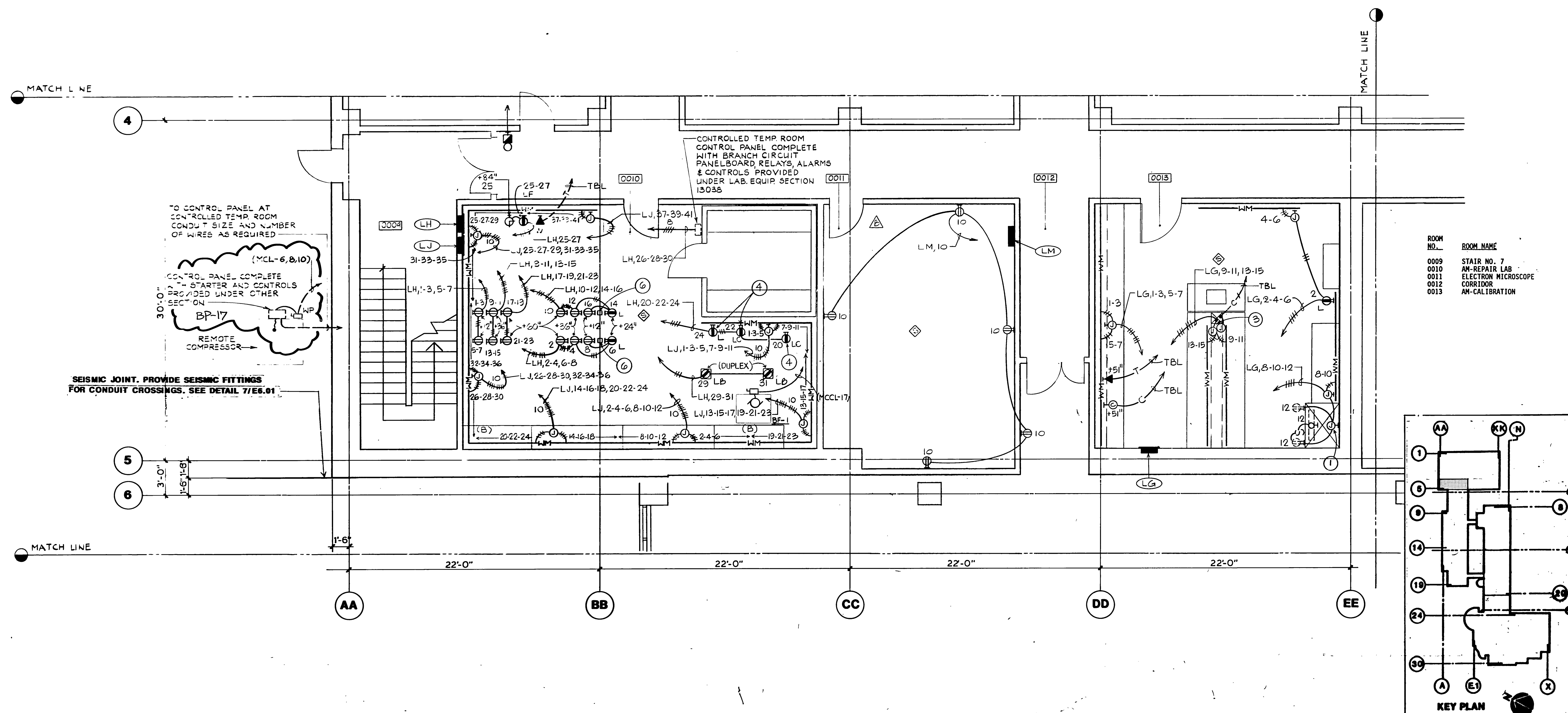
HayakawaAssociates
CONSULTING ENGINEERS

1180 SO. BEVERLY DRIVE
LOS ANGELES, CALIF 90035
PHONE (213) 879-4477



NOTES

- EQUIPMENT IS EQUIPPED WITH TWO DUPLEX RECEPTACLES, LIGHT SWITCH AND FLUORESCENT FIXTURE. DETERMINE THE ROUGH-IN REQUIREMENTS AND PROVIDE ALL BRANCH CIRCUITING AS SHOWN.
- ALL MULTI-OUTLET RACEWAYS ARE TYPE "A" UNLESS OTHERWISE NOTED. SEE DRAWING NO. E6.02 FOR TYPE "A".
- MOUNT UNDER BENCH-TOP (TYPICAL).
- MOUNT IN MULTI-OUTLET RACEWAY.
- PROVIDE JUNCTION BOX IN CEILING SPACE FOR FUTURE EXTENSION. LEAVE MINIMUM 6" LONG SLACK OF WIRE AND TAPE OFF IN JUNCTION BOX.
- POWER POLE. PROVIDE WIREMOLD 30TP-48 MODIFIED TO ACCEPT RECEPTACLES AS SHOWN. COMPLETE WITH MOUNTING HARDWARE, ENTRANCE END FITTING CEILING TRIM PLATE, DEVICE BRACKET (WIREMOLD 63007C), RECEPTACLE COVERPLATES, AND ALL ACCESSORIES REQUIRED FOR INSTALLATION IN THE LOCATIONS SHOWN ON THE DRAWINGS.



S.C.A.Q.M.D.
Headquarters Facility
Diamond Bar, California

DRAWN BY N.N. JOB NUMBER
CHECKED BY 275.01
DATE 2-26-90

SHEET TITLE
PARTIAL LOWER LEVEL
POWER AND SIGNAL
PLAN BID PACKAGE #17

SHEET

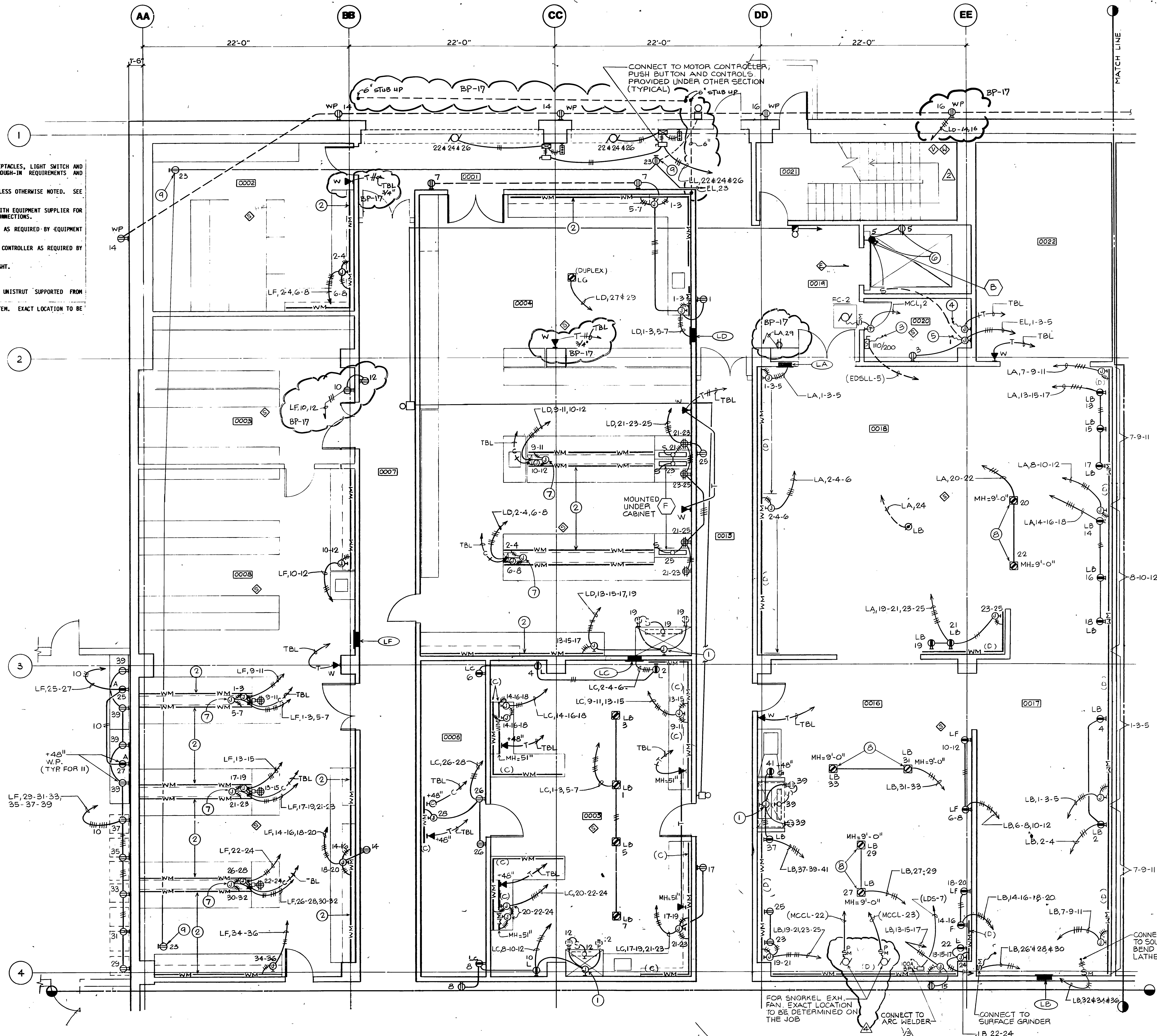
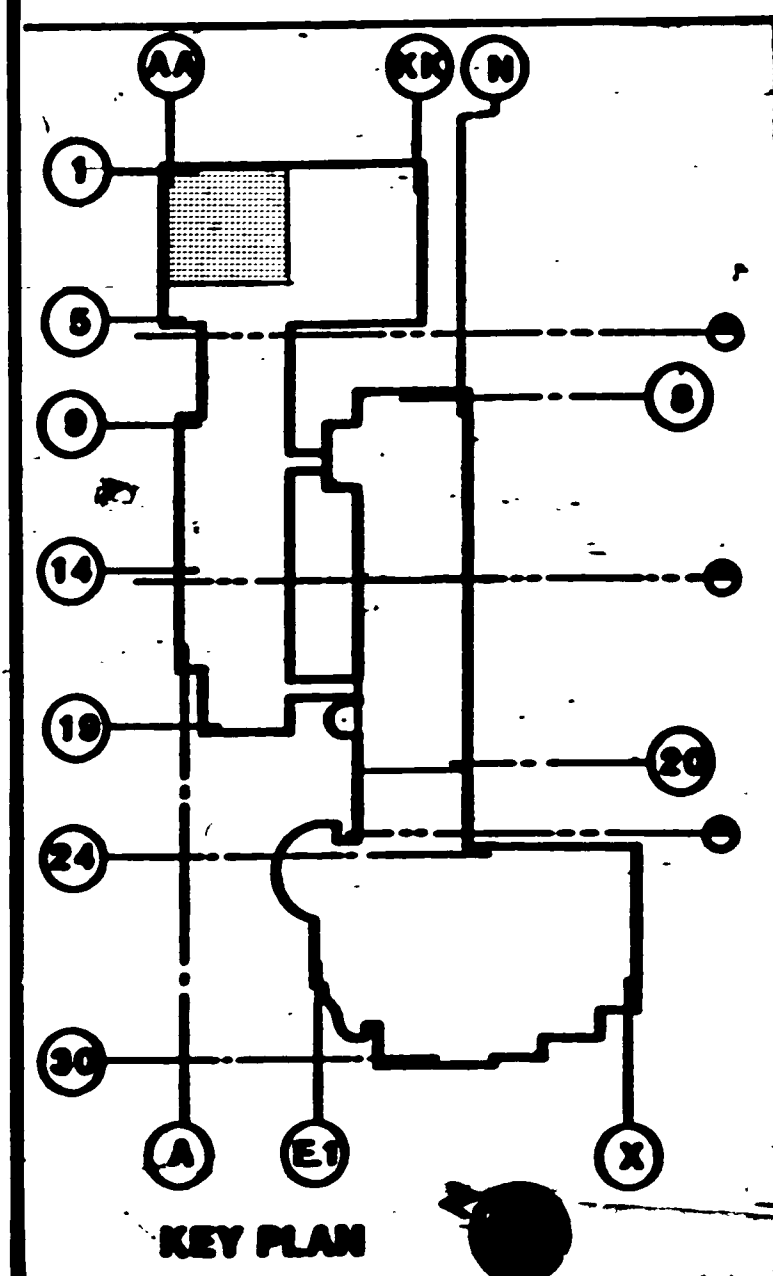
E2.03

OF SHEETS

NOTES

- EQUIPMENT IS EQUIPPED WITH TWO DUPLEX RECEPTACLES, LIGHT SWITCH AND FLUORESCENT FIXTURE. DETERMINE THE ROUGH-IN REQUIREMENTS AND PROVIDE ALL BRANCH CIRCUITING AS SHOWN.
- ALL MULTI-OUTLET RECEPTACLES ARE TYPE "A" UNLESS OTHERWISE NOTED. SEE DRAWING NO. EG.02 FOR TYPE "A".
- CONNECT TO ELEVATOR CONTROLLER. VERIFY WITH EQUIPMENT SUPPLIER FOR EXACT LOCATION OF CONTROLLER AND REQUIRED CONNECTIONS.
- FOR CAB TELEPHONE. CONNECT TO CONTROLLER AS REQUIRED BY EQUIPMENT SUPPLIER.
- FOR CAB LIGHTS AND CONTROLS. CONNECT TO CONTROLLER AS REQUIRED BY EQUIPMENT SUPPLIER.
- MOUNT IN ELEVATOR PIT. VERIFY MOUNTING HEIGHT.
- MOUNT UNDER BENCH-TOP (TYPICAL).
- MOUNT RECEPTACLE OUTLET FACE DOWN ON UNISTRUT SUPPORTED FROM BUILDING STRUCTURE.
- PROVIDE IN CEILING SPACE FOR SECURITY SYSTEM. EXACT LOCATION TO BE DETERMINED ON THE JOB.

ROOM NO.	ROOM NAME
0001	LOADING/UNLOADING
0002	ST-STORAGE
0003	ST-STORAGE
0004	ST-STORAGE AND LABORATORY
0005	AN-REPAIR SHOP
0006	AN-REPAIR SHOP
0007	CORRIDOR
0008	AT-LABORATORY/INSTRUMENT SHOP
0015	CORRIDOR
0016	AN-MACHINE SHOP
0017	AN-MACHINE SHOP
0018	AN-MACHINE SHOP
0019	SERVICE LOBBY
0020	ELEVATOR MACHINE ROOM
0021	STAIN NO. 6
0022	AN-MACHINE SHOP



MEYER & ALLEN
ASSOCIATES
ARCHITECTS
PLANNERS

2600 Beachwood Drive
Los Angeles, California 90008
(213) 467-7151


These drawings are instruments of service and are the property of Meyer & Allen Associates. All designs and other information on the drawings are for use on the specified project and shall not be used without expressed written permission of Meyer & Allen Associates.
Copyright 1989, Meyer & Allen Associates
All Rights Reserved

APPROVED BY

Kurt W. Meyer, FAIA
Architect C-1951

HayakawaAssociates
CONSULTING ENGINEERS

1180 SO BEVERLY DRIVE
LOS ANGELES, CALIF 90035
PHONE (213) 879-4477



9-27-91 AS BUILT BY BP-17

5-3-91	BULLETIN #15	BP#17
5-6-91	BULLETIN #12	BP#17
7-2-90	BULLETIN #3	BP#17
NO.	DATE	ITEM



S.C.A.Q.M.D.
Headquarters Facility
Diamond Bar, California

DRAWN BY N.N.

JOB NUMBER

CHECKED BY

275.01

DATE 2-26-90

SHEET TITLE

PARTIAL LOWER LEVEL
POWER AND SIGNAL
PLAN

BID PACKAGE #17

SHEET

E2.01

OF SHEETS


These drawings are instruments of service and are the property of Meyer & Allen Associates. All design and other information on the drawings are for use on the specified project and shall not be used without expressed written permission of Meyer & Allen Associates.
Copyright 1989, Meyer & Allen Associates
All Rights Reserved

APPROVED BY

Kurt W. Meyer, FAIA
Architect C-1951

HayakawaAssociates
CONSULTING ENGINEERS

1180 SO. BEVERLY DRIVE
LOS ANGELES, CALIF. 90035
PHONE (213) 879-4477



	9-27-91	AS BUILT BY: BP-20
	9-27-91	AS BUILT BY BP-17
NO	DATE	ITEM



S.C.A.Q.M.D.
Headquarters Facility
Diamond Bar, California

DRAWN BY: CAD
CHECKED BY:
DATE:

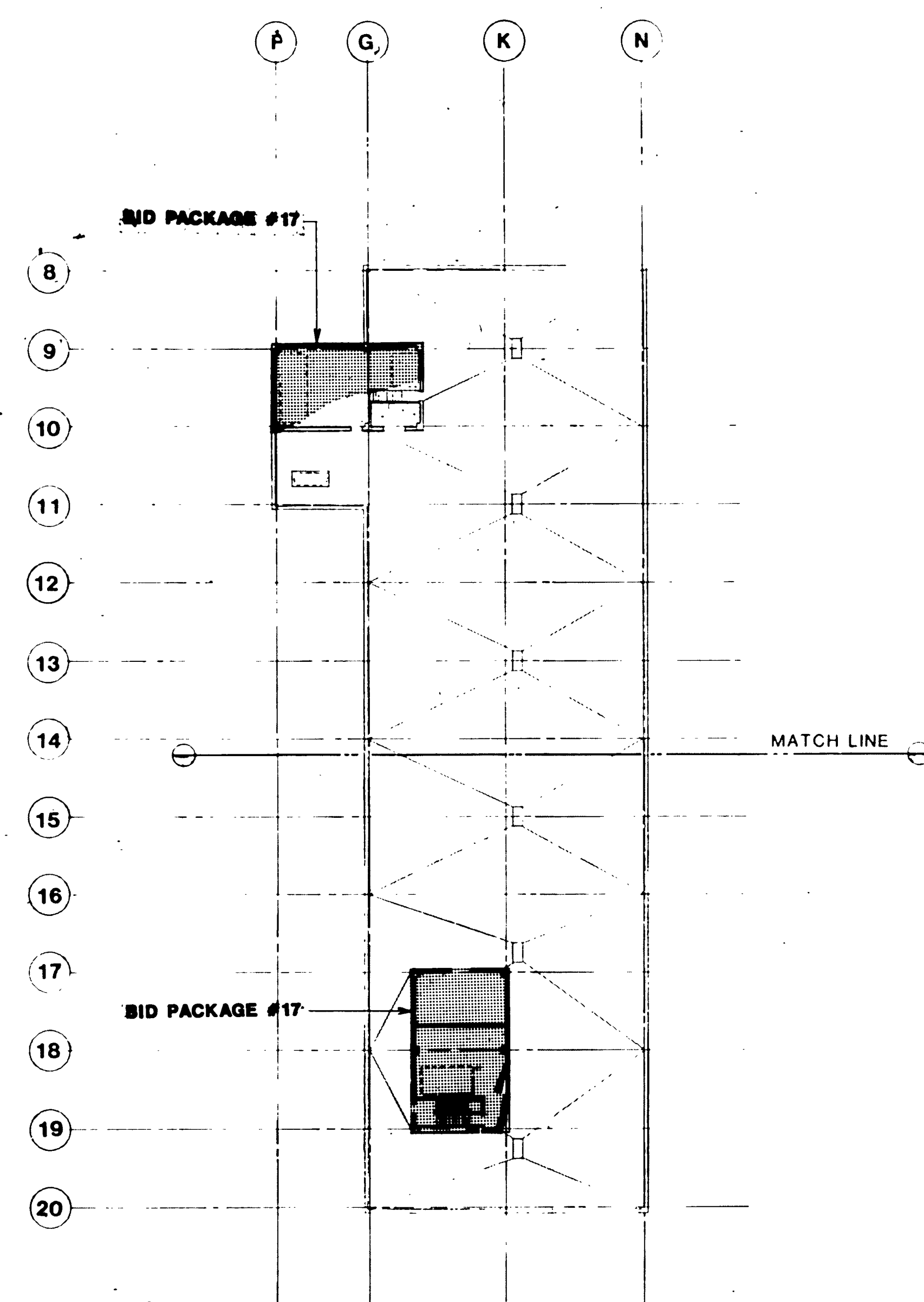
JOB NUMBER
275.01.00

SHEET TITLE **KEY PLAN**
FOURTH, FIFTH FLOOR
AND ROOF PLAN

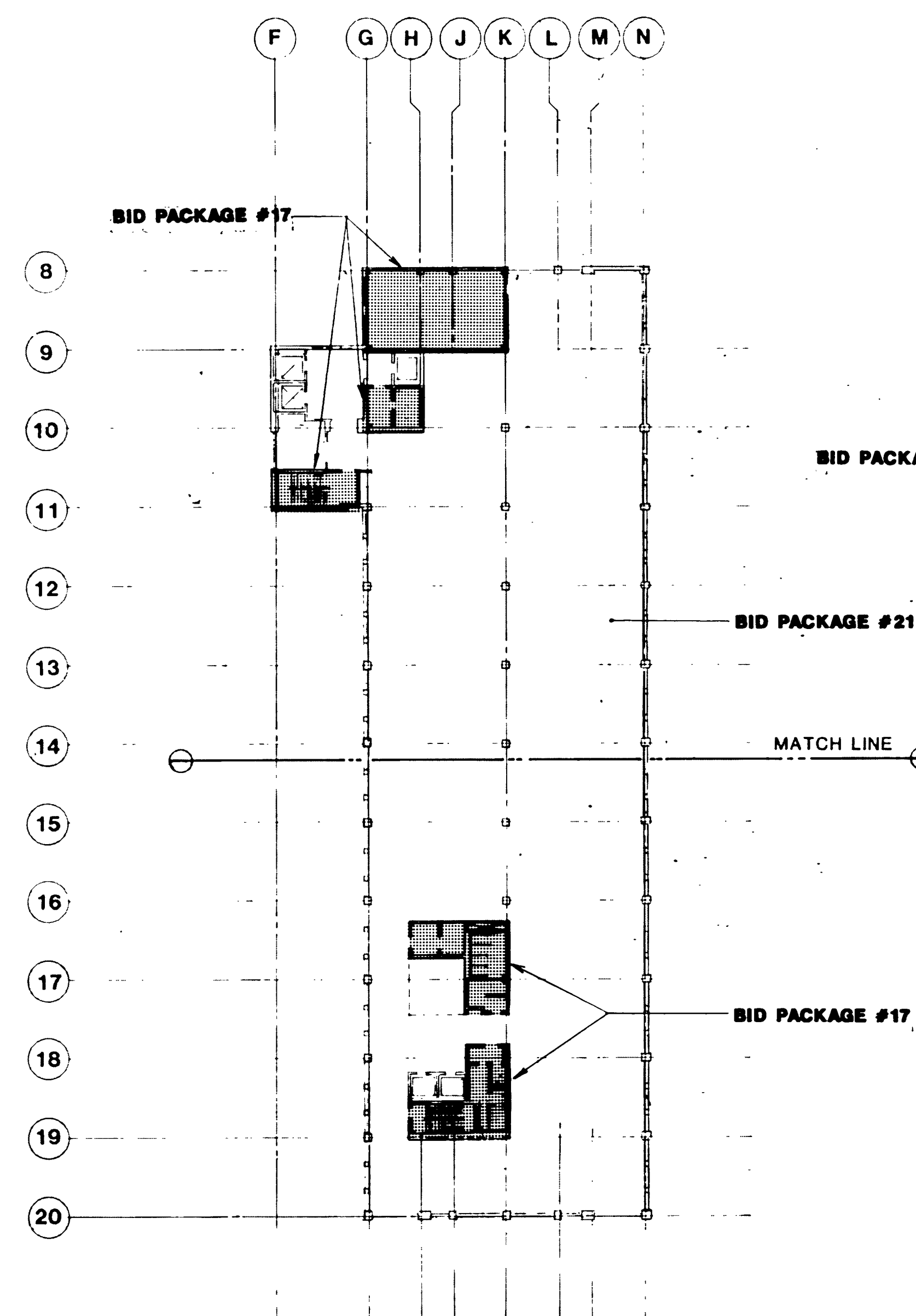

BID PACKAGE #17, 20, 21, #31
SHEET

E-1.13

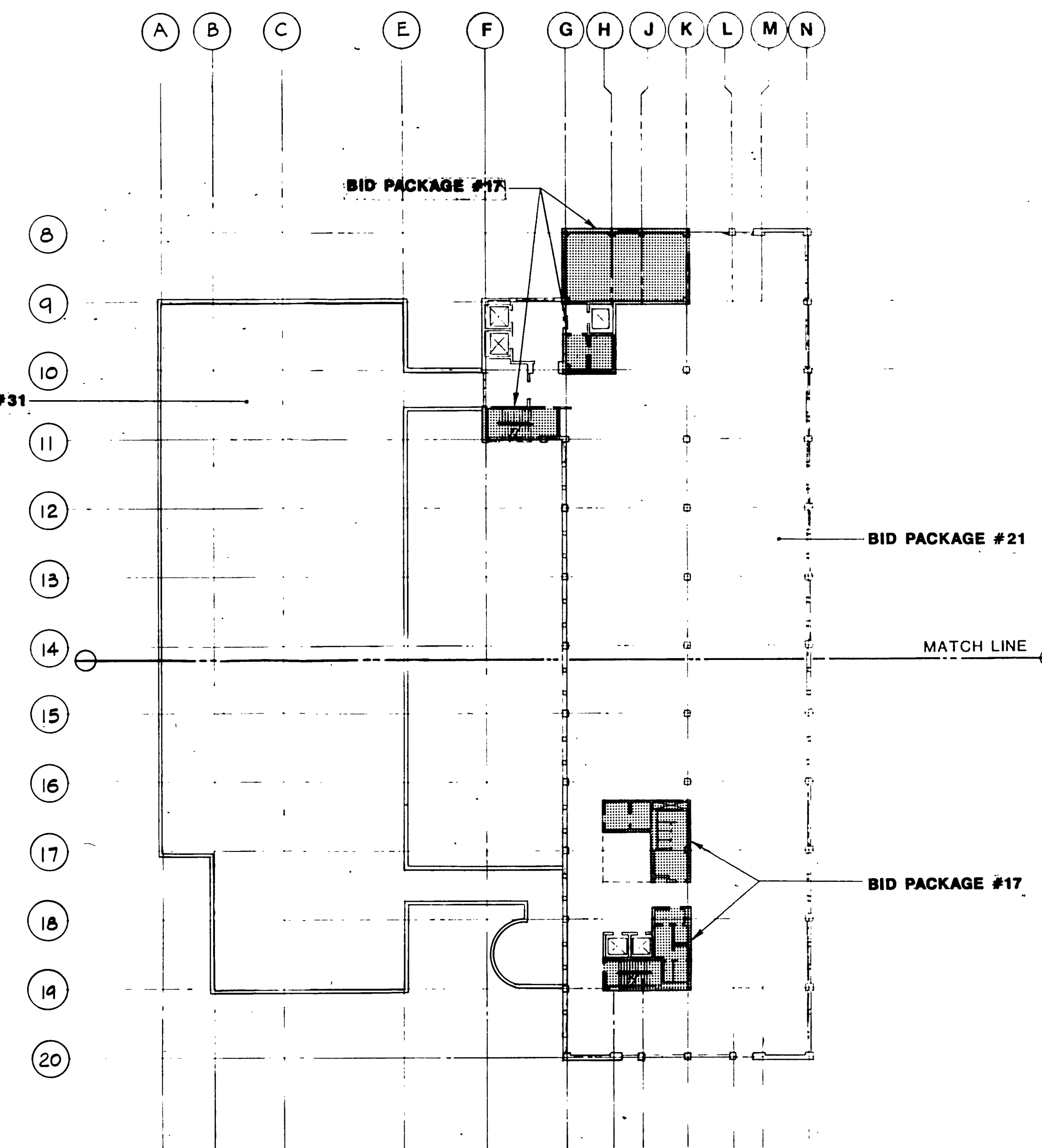
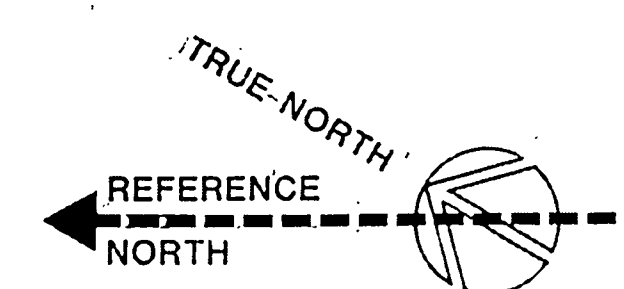
OF SHEETS



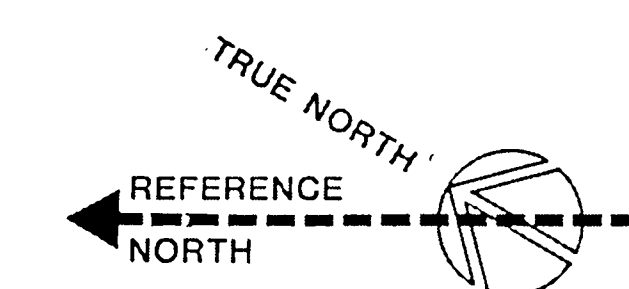
G KEY PLAN - FIFTH FLOOR ROOF PLAN
SCALE 1/32" = 1' - 0"



F KEY PLAN - FIFTH FLOOR PLAN
SCALE 1/32" = 1' - 0"



E KEY PLAN - FOURTH FLOOR PLAN
SCALE 1/32" = 1' - 0"




These drawings are instruments of service and are the property of Meyer & Allen Associates. All designs and other information on the drawings are for use on the specified project and shall not be used without expressed written permission of Meyer & Allen Associates.
Copyright 1989, Meyer & Allen Associates
All Rights Reserved

APPROVED BY

Kurt W. Meyer, FAIA
Architect C-1021

HayakawaAssociates
CONSULTING ENGINEERS

1180 SO BEVERLY DRIVE
LOS ANGELES, CALIF 90035
PHONE (213) 879-4477



	9-27-91	AS BUILT BY BP-20
	9-27-91	AS BUILT BY BP-17
NO	DATE	ITEM



S.C.A.Q.M.D.
Headquarters Facility
Diamond Bar, California

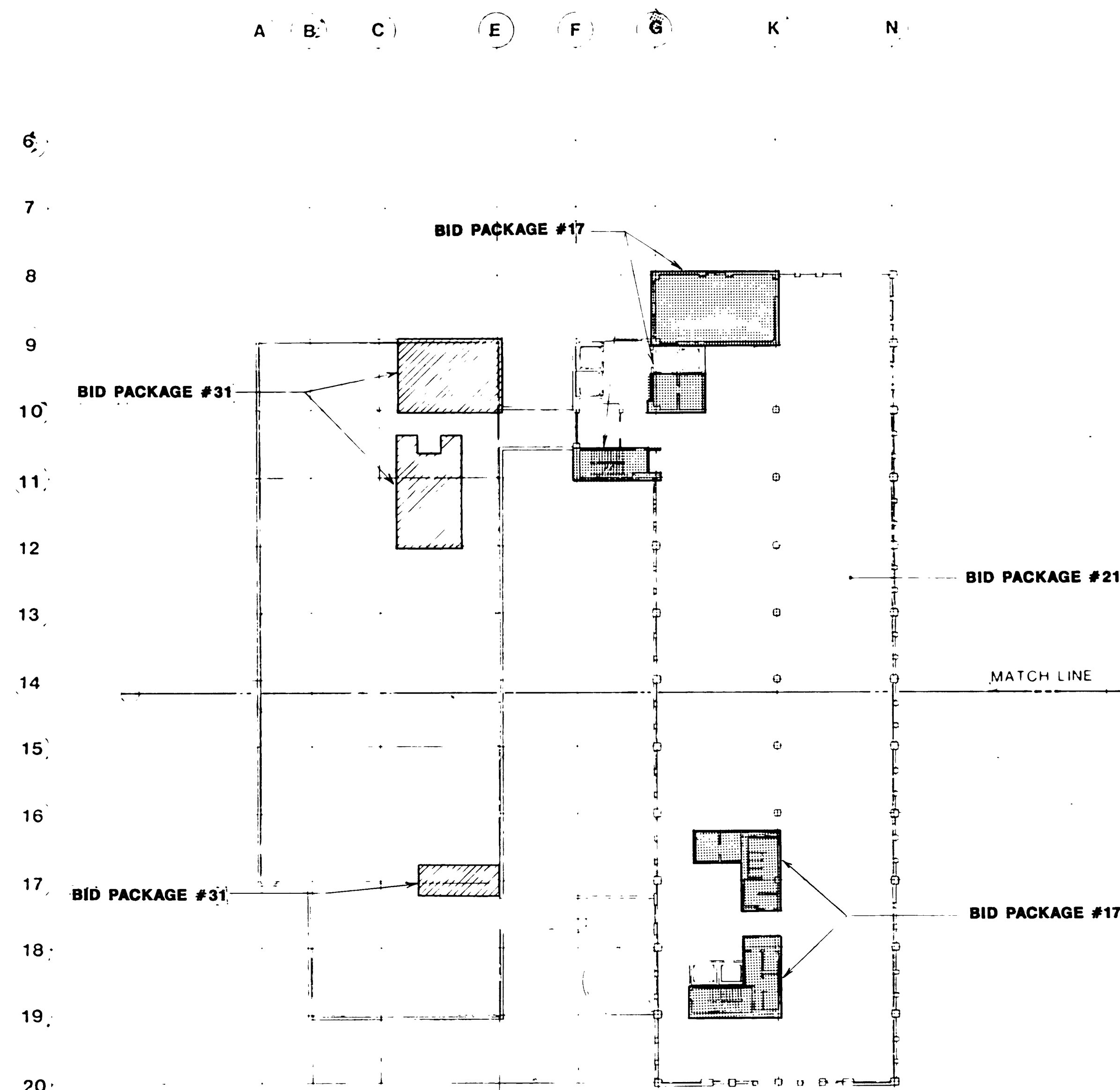
DRAWN BY CAD	JOB NUMBER
CHECKED BY	275.01.00
DATE	

SHEET TITLE
**KEY PLAN
SECOND AND THIRD FLOOR PLAN**

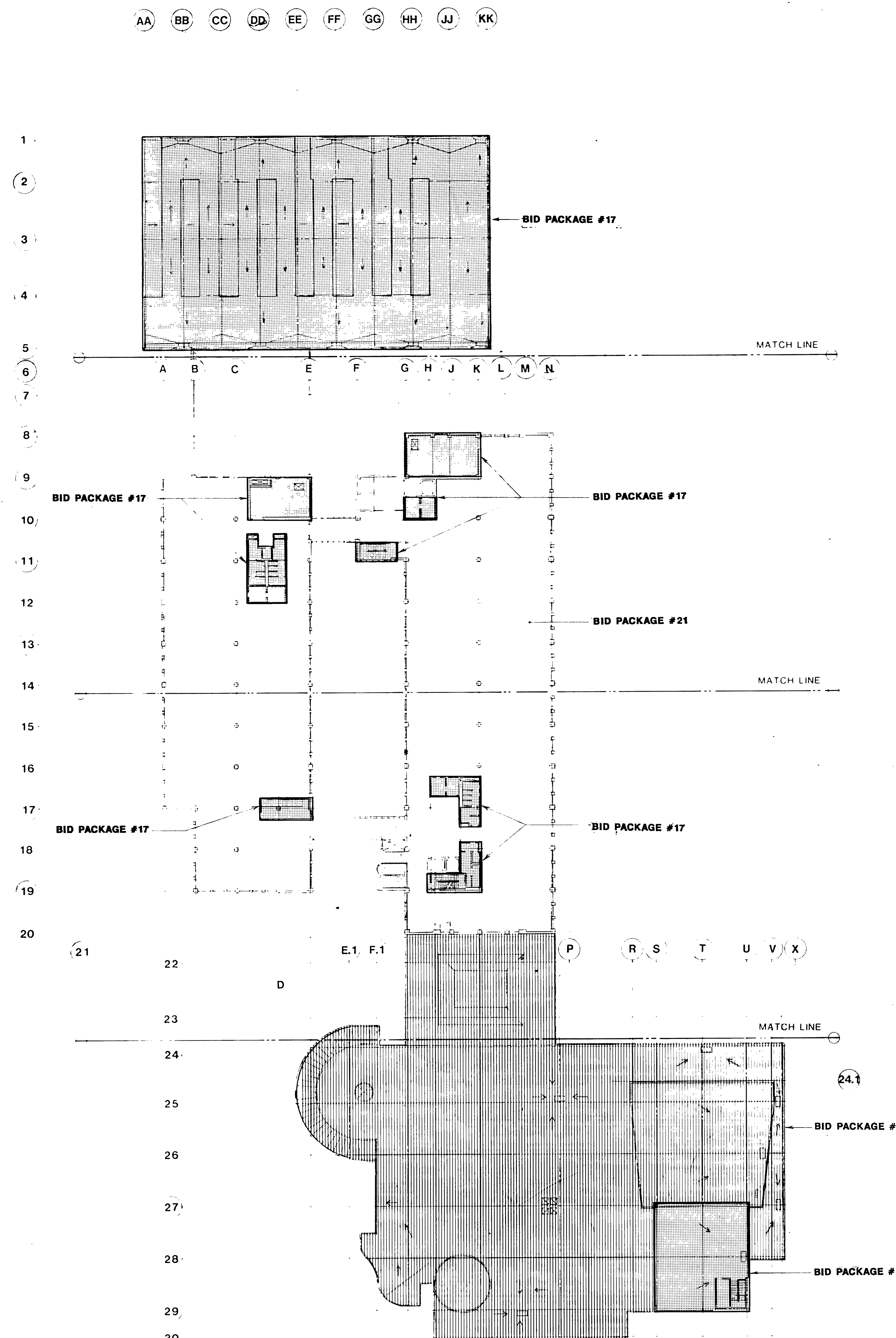
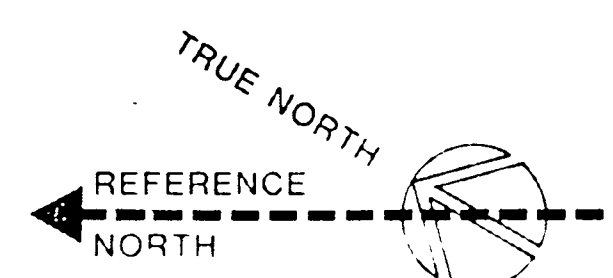
BID PACKAGE #17, 20, 21, 31
SHEET

E-1.12

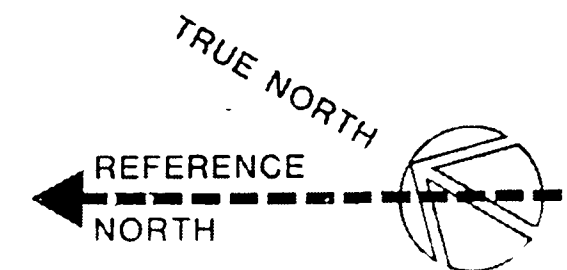
OF SHEETS

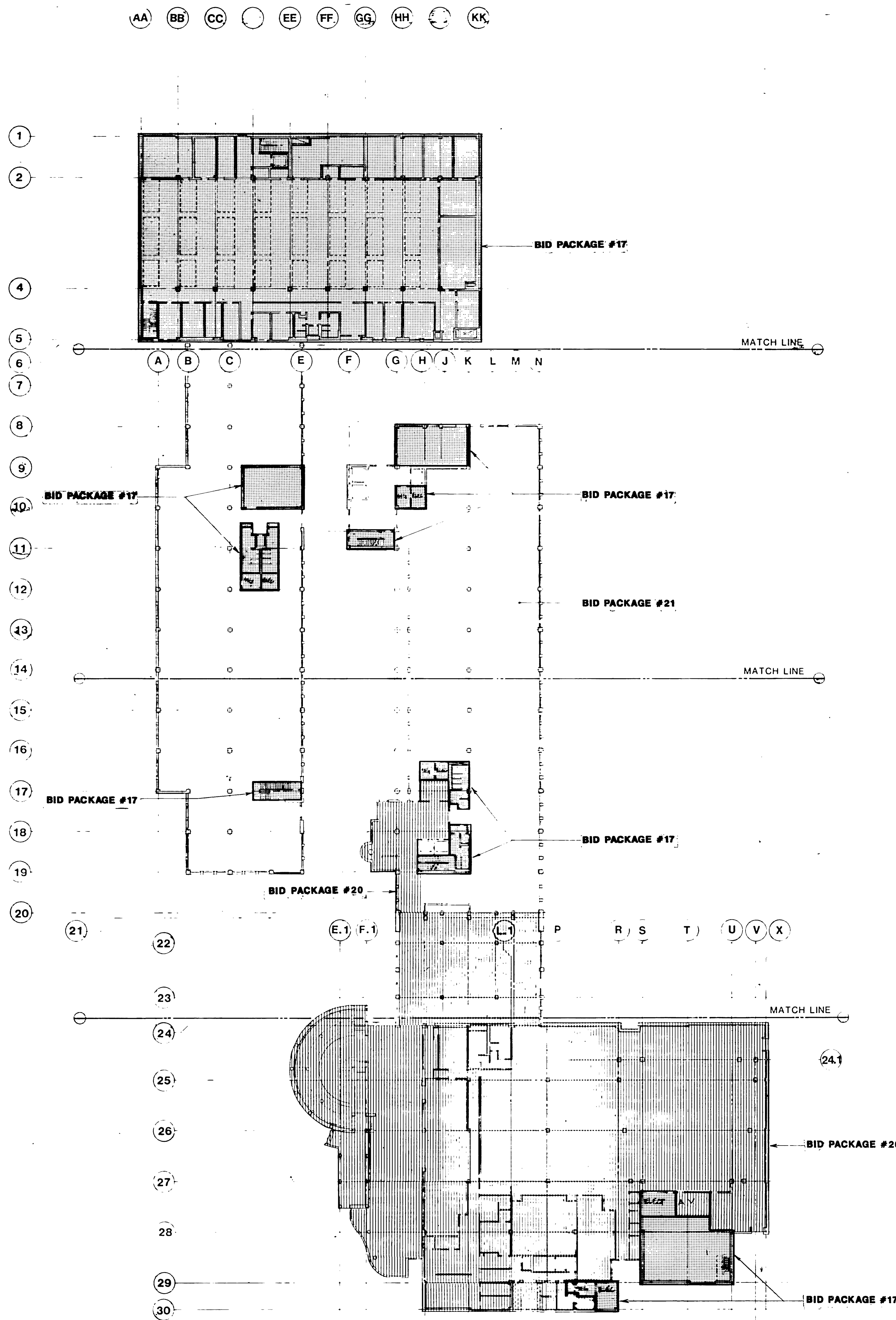


D KEY PLAN - THIRD FLOOR PLAN
SCALE 1/32" = 1' - 0"

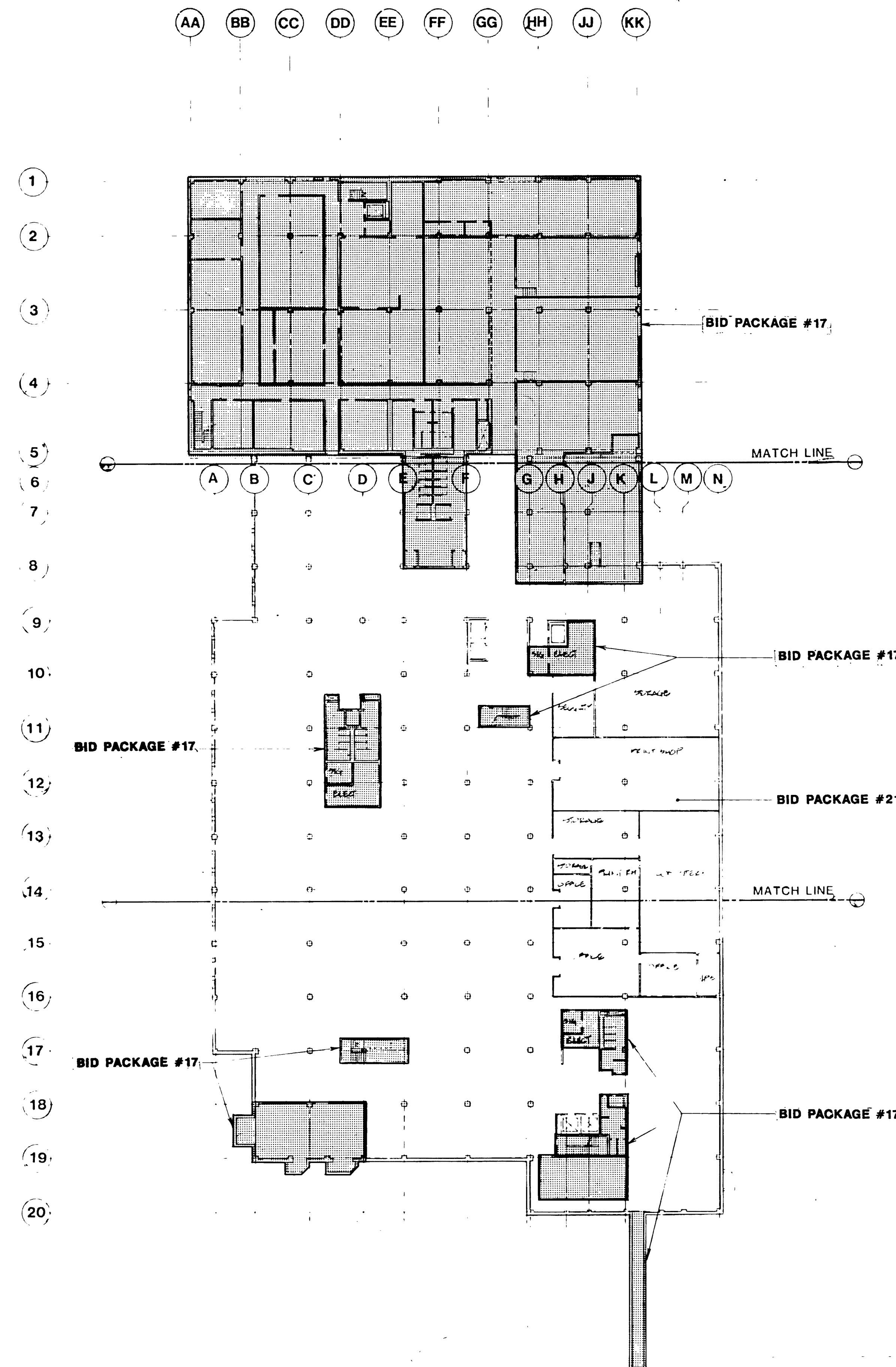


C KEY PLAN - SECOND FLOOR PLAN
SCALE 1/32" = 1' - 0"





B KEY PLAN - FIRST FLOOR PLAN
SCALE 1/32" = 1' - 0"



A KEY PLAN - LOWER LEVEL PLAN
SCALE 1/32" = 1' - 0"

**MEYER & ALLEN
ASSOCIATES**
ARCHITECTS
PLANNERS

2090 Beachwood Drive
Los Angeles, California 90028
(213) 467-7131


These drawings are instruments of service and are the property of Meyer & Allen Associates. All designs and other information on the drawings are for use on the specified project and shall not be used without expressed written permission of Meyer & Allen Associates.
Copyright 1989, Meyer & Allen Associates
All Rights Reserved

APPROVED BY

Kurt W. Meyer, FAIA
Architect C-1931

HayakawaAssociates
CONSULTING ENGINEERS

1180 SO. BEVERLY DRIVE
LOS ANGELES, CALIF. 90035
PHONE (213) 879-4477



NO.	DATE	ITEM
1	4-27-91	AS BUILT BY SP-20
2	4-27-91	AS BUILT BY BF-17



S.C.A.Q.M.D.
Headquarters Facility
Diamond Bar, California

DRAWN BY CAD	JOB NUMBER
CHECKED BY	275.01.00
DATE 5-18-90	

SHEET TITLE
**KEY PLAN
LOWER AND FIRST FLOOR PLAN**

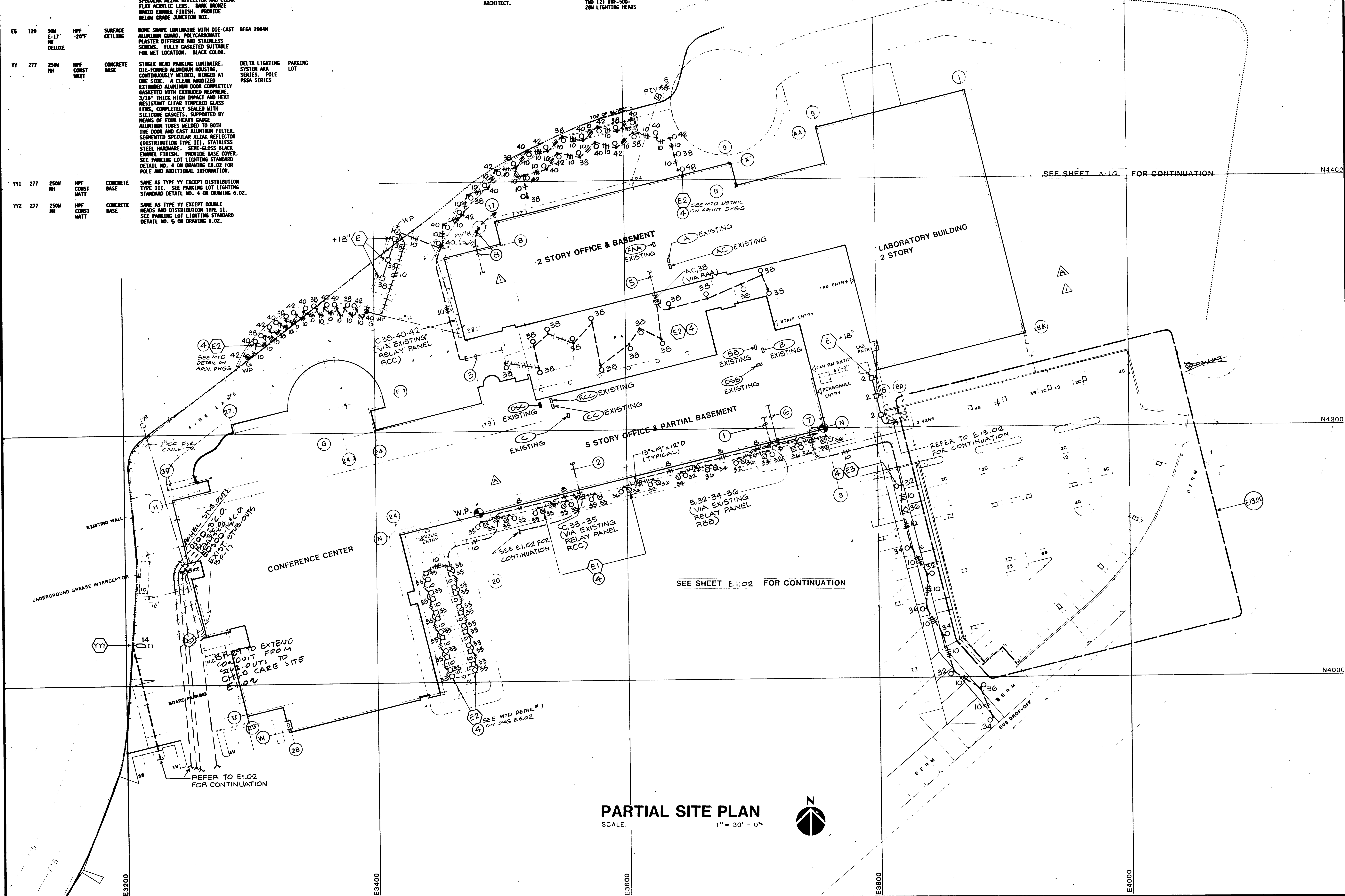
BID PACKAGE #17, 20, 21
SHEET

E-1.11

OF SHEETS

LIGHTING FIXTURE SCHEDULE									
TYPE	VOLTS	WATTS	BALLASTS	MOUNTING	DESCRIPTION	MANUFACTURER	USE	REMARKS	
E	120	50W E-17 HW	HPF	SURF.	STEP LIGHT WITH DIE-CAST ALUMINUM HOUSING AND SAFETY GLASS, BLACK COLOR.	BEGA 2937H	STAIRS		Y13 277 250W HPF CONST WATT
E1	120	150W PAR-38 INCAND.		SURFACE	ACCENT LIGHT WITH CAST ALUMINUM BODY, CAST BRONZE SWIVEL AND PORCELAIN MEDIUM BASE WITH NEOPRENE LAMP GASKET, DARK BRONZE TEXTURED BAKED ENAMEL, PROVIDE BELOW GRADE JUNCTION BOX.	KIM 4220 WITH J-24	EXTERIOR		Y4 277 250W HPF CONST WATT
E2	120	PLC13 OR F130T1		RECESSED	INDICATOR FIXTURE WITH STAINLESS STEEL INNER HOUSING AND BOROSILICATE GLASS LENS, 1/2" THICK, BLACK COLOR. PROVIDE BELOW GRADE JUNCTION BOX.	BEGA 8701P OR EQUAL	EXTERIOR		Y5 277 175W HPF CONST WATT
E3	120	100W 840 HW DELUXE	HPF -20°F	RECESSED	MELL LIGHT WITH CAST BRONZE WITH SPIN COPPER BODY, CORTEX TEMPERED CLEAR GLASS, PORCELAIN MEDIUM BASE, CAST ALUMINUM LOWER AND CAST ALUMINUM BALLAST BOX WITH FULLY GASKETED CAST ALUMINUM COVER.	KIM 5162W/120	EXTERIOR		
E4	120	F40T12	0°F HPF	SURFACE	SIGN LIGHT WITH EXTRUDED ALUMINUM BODY, DIE-CAST ALUMINUM SWIVELS, SPECULAR ALZAK REFLECTOR AND CLEAR FLAT ACRYLIC LENS. DARK BRONZE BAKED ENAMEL FINISH. PROVIDE BELOW GRADE JUNCTION BOX.	KIM 4300 WITH J-21			D 120
E5	120	50W E-17 HW DELUXE	HPF -20°F	SURFACE	DOWN SHAPE LUMINAIRE WITH DIE-CAST ALUMINUM GUARD, POLYCARBONATE PLASTER DIFFUSER AND STAINLESS STEEL SCREENS. FULLY GASKETED SUITABLE FOR MET LOCATION. BLACK COLOR.	BEGA 2984H			
YY	277	250W HPF	CONST WATT	CONCRETE BASE	SINGLE HEAD PARKING LUMINAIRE. DIE-FORMED ALUMINUM HOUSING, CONTINUOUSLY WELDED, FINISHED AT ONE SIDE. A CLEAR ANODIZED EXTRUDED ALUMINUM DOOR COMPLETELY GASKETED WITH EXTRUDED NEOPRENE 3/16" THICK HIGH IMPACT AND HEAT RESISTANT CLEAR TEMPERED GLASS LENS, COMPLETELY SEALED WITH SILICONE GASKETS, SUPPORTED BY REARS OF FOUR HEAVY GAUGE ALUMINUM TUBES WELDED TO BOTH THE DOOR AND CAST ALUMINUM FILTER. SEGMENTED SPECULAR ALZAK REFLECTOR (DISTRIBUTION TYPE 11), STAINLESS STEEL HARDWARE. SEMI-GLOSS BLACK ENAMEL FINISH. PROVIDE BASE COVER. SEE PARKING LOT LIGHTING STANDARD DETAIL NO. 4 ON DRAWING E6.02 FOR POLE AND ADDITIONAL INFORMATION.	DELTA LIGHTING SYSTEM AKA SERIES. POLE PSSA SERIES	PARKING LOT		
YY1	277	250W HPF	CONST WATT	CONCRETE BASE	SAVE AS TYPE YY EXCEPT DISTRIBUTION TYPE III. SEE PARKING LOT LIGHTING STANDARD DETAIL NO. 4 ON DRAWING E6.02.				
YY2	277	250W HPF	CONST WATT	CONCRETE BASE	SAVE AS TYPE YY EXCEPT DOUBLE HEADS AND DISTRIBUTION TYPE II. SEE PARKING LOT LIGHTING STANDARD DETAIL NO. 5 ON DRAWING E6.02.				

- NOTES
- APPROXIMATE LOCATION OF EXISTING 1-1/2" C.O. CONNECTED TO PANEL B. EXTEND CONDUITS AS SHOWN AND PROVIDE 4# 6 AND 1010 GROUND WIRES. CONNECT TO B,32-34-36 VIA RELAY PANEL RBB.
 - APPROXIMATE LOCATION OF EXISTING 1-1/2" C.O. CONNECTED TO PANEL C. EXTEND CONDUITS AS SHOWN AND PROVIDE 7# 6 AND 1010 GROUND WIRES. CONNECT TO C,33-35, 37-39-41 VIA RELAY PANEL RCC.
 - APPROXIMATE LOCATION OF EXISTING 1-1/2" C.O. CONNECTED TO PANEL C. EXTEND CONDUITS AS SHOWN AND PROVIDE 4# 6 AND 1010 GROUND WIRES. CONNECT TO C,38-40-41 VIA RELAY PANEL RCC.
 - FOR EXACT LOCATION OF ALL LANDSCAPING LIGHTS, SEE LANDSCAPING DRAWINGS.
 - APPROXIMATE LOCATION OF EXISTING 1-1/2" C.O. CONNECTED TO PANEL A. INTERCEPT CONDUIT IN ELECTRICAL ROOM AND ROUTE IT TO PANEL AC. PROVIDE 2# 10 AND 1# 10 GROUND WIRES AND CONNECT TO AC,38.
 - APPROXIMATE LOCATION OF EXISTING 1-1/2" C.O. CONNECTED TO PANEL BB. INTERCEPT CONDUIT IN ELECTRICAL ROOM AND ROUTE IT TO RELAY PANEL RBB.
 - EXTEND 1-1/2" C.O. TO RELAY PANEL RQ IN PARKING STRUCTURE AND PROVIDE 2# 18 TWISTED LIGHTING CONTROL CABLE BETWEEN RBB AND RQ.
 - EXISTING 3/4" C.O. STUBOUT CONNECTED TO FIRE ALARM CABINET FAA. EXTEND 3/4" C.O. TO PIV #4. PROVIDE TAMPER SWITCH AND CABLES AND CONNECT AS SHOWN ON RISER DIAGRAM ON SHEET E4.06 FOR COMPLETE WORKABLE SYSTEM.



KURT MEYER
PARTNERS
ARCHITECTS
PLANNERS


2090 Beachwood Drive
Los Angeles, California 90035
213-467-7751

These drawings are instruments of service and are the property of Kurt Meyer Partners, Inc. All designs and other information on the drawings are for use on the specified project and shall not be used without the written permission of Kurt Meyer Partners, Inc. Copyright Kurt Meyer Partners, Inc. All Rights Reserved.

APPROVED BY

HayakawaAssociates
CONSULTING ENGINEERS

1180 SO BEVERLY DRIVE
LOS ANGELES, CALIF 90035
PHONE (213) 879-4477



AS BUILT BY BP#29	
3-28-91 BULLETIN #9 BP#29	
12-6-92 ADDENDUM BP#29	
NO DATE ITEM	

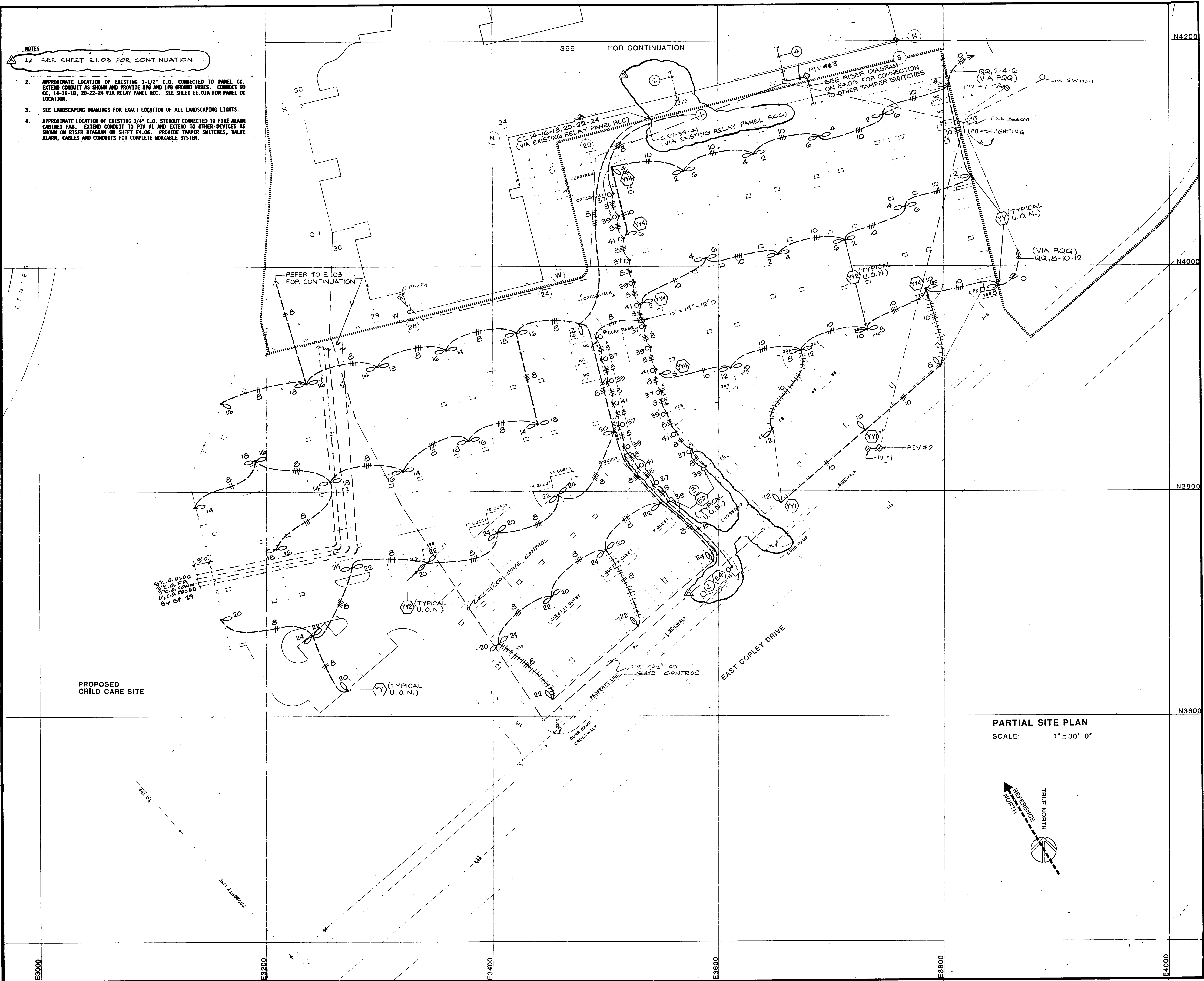


S.C.A.Q.M.D.
Headquarters Facility
Diamond Bar, California

DRAWN BY	JOB NUMBER
CHECKED BY	275.01
DATE 11-2-90	
SHEET TITLE	
PARTIAL SITE PLAN	
BID PACKAGE #29	
SHEET	
E1.03	
OF SHEETS	

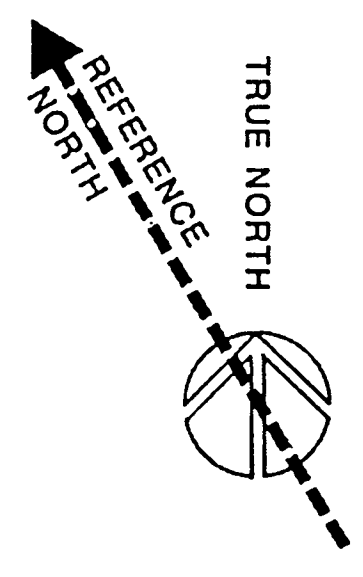
NOTES:
1. SEE SHEET E1.03 FOR CONTINUATION

2. APPROXIMATE LOCATION OF EXISTING 1-1/2" C.O. CONNECTED TO PANEL CC. EXTEND CONDUIT AS SHOWN AND PROVIDE 8/8 AND 1/8 GROUND WIRES. CONNECT TO CC, 14-16-18, 20-22-24 VIA RELAY PANEL RCC. SEE SHEET E1.01A FOR PANEL CC LOCATION.
3. SEE LANDSCAPING DRAWINGS FOR EXACT LOCATION OF ALL LANDSCAPING LIGHTS.
4. APPROXIMATE LOCATION OF EXISTING 3/4" C.O. STUBOUT CONNECTED TO FIRE ALARM CABINET FAB. EXTEND CONDUIT TO PIV #1 AND EXTEND TO OTHER DEVICES AS SHOWN ON RISER DIAGRAM ON SHEET E4.06. PROVIDE TAMPER SWITCHES, VALVE ALARM, CABLES AND CONDUITS FOR COMPLETE WORKABLE SYSTEM.



PROPOSED
CHILD CARE SITE

PARTIAL SITE PLAN
SCALE: 1" = 30'-0"




MEYER & ALLEN ASSOCIATES
ARCHITECTS
PLANNERS
2690 Beachwood Drive
Los Angeles, California 90068
(213) 467-7151

These drawings are instruments of service and are the property of Meyer & Allen Associates. All designs and other information on the drawings are for use on the specified project and shall not be used without expressed written permission of Meyer & Allen Associates.
Copyright 1989, Meyer & Allen Associates
All Rights Reserved

APPROVED BY

Kurt W. Meyer, FAIA
Architect C-1951

HayakawaAssociates
CONSULTING ENGINEERS
1160 SO. BEVERLY DRIVE
LOS ANGELES, CALIF 90035
PHONE (213) 879-4477



	12-18-91	AS BUILT BY BP #29
A	12-18-91	APPENDUM BP #29
NO	DATE	ITEM


S.C.A.Q.M.D.
Headquarters Facility
Diamond Bar, California

DRAWN BY	JOB NUMBER
CHECKED BY	275.01
DATE 11-2-90	
SHEET TITLE	
PARTIAL SITE PLAN	
SHEET PACKAGE #29	
SHEET	
E1.02	
OF SHEETS	

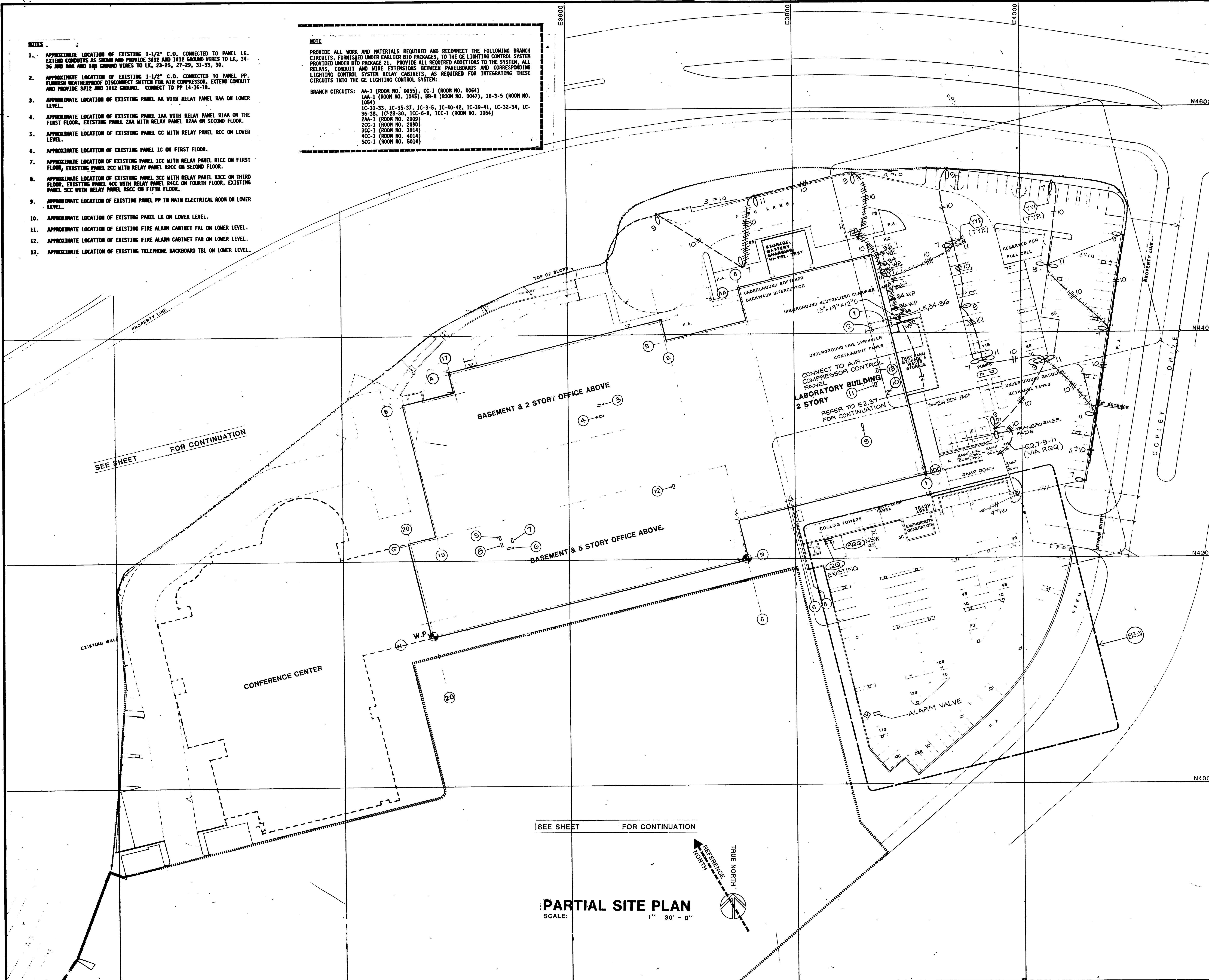
NOTES

- APPROXIMATE LOCATION OF EXISTING 1-1/2" C.O. CONNECTED TO PANEL LK. EXTEND CONDUITS AS SHOWN AND PROVIDE 3/12 AND 1/12 GROUND WIRES TO LK, 34-36 AND 8/8 AND 1/8 GROUND WIRES TO LK, 23-25, 27-29, 31-33, 30.
- APPROXIMATE LOCATION OF EXISTING 1-1/2" C.O. CONNECTED TO PANEL PP. FURNISH WEATHERPROOF DISCONNECT SWITCH FOR AIR COMPRESSOR, EXTEND CONDUIT AND PROVIDE 3/12 AND 1/12 GROUND. CONNECT TO PP 14-16-18.
- APPROXIMATE LOCATION OF EXISTING PANEL AA WITH RELAY PANEL RAA ON LOWER LEVEL.
- APPROXIMATE LOCATION OF EXISTING PANEL 1AA WITH RELAY PANEL R1AA ON THE FIRST FLOOR, EXISTING PANEL 2AA WITH RELAY PANEL R2AA ON SECOND FLOOR.
- APPROXIMATE LOCATION OF EXISTING PANEL CC WITH RELAY PANEL RCC ON LOWER LEVEL.
- APPROXIMATE LOCATION OF EXISTING PANEL 1C ON FIRST FLOOR.
- APPROXIMATE LOCATION OF EXISTING PANEL 1CC WITH RELAY PANEL R1CC ON FIRST FLOOR, EXISTING PANEL 2CC WITH RELAY PANEL R2CC ON SECOND FLOOR.
- APPROXIMATE LOCATION OF EXISTING PANEL 3CC WITH RELAY PANEL R3CC ON THIRD FLOOR, EXISTING PANEL 4CC WITH RELAY PANEL R4CC ON FOURTH FLOOR, EXISTING PANEL 5CC WITH RELAY PANEL R5CC ON FIFTH FLOOR.
- APPROXIMATE LOCATION OF EXISTING PANEL PP IN MAIN ELECTRICAL ROOM ON LOWER LEVEL.
- APPROXIMATE LOCATION OF EXISTING PANEL LK ON LOWER LEVEL.
- APPROXIMATE LOCATION OF EXISTING FIRE ALARM CABINET FAL ON LOWER LEVEL.
- APPROXIMATE LOCATION OF EXISTING FIRE ALARM CABINET FAB ON LOWER LEVEL.
- APPROXIMATE LOCATION OF EXISTING TELEPHONE BACKBOARD TBL ON LOWER LEVEL.

NOTE

PROVIDE ALL WORK AND MATERIALS REQUIRED AND RECONNECT THE FOLLOWING BRANCH CIRCUITS, FURNISHED UNDER EARLIER BID PACKAGES, TO THE GE LIGHTING CONTROL SYSTEM PROVIDED UNDER BID PACKAGE 21. PROVIDE ALL REQUIRED ADDITIONS TO THE SYSTEM, ALL RELAYS, CONDUIT AND WIRE EXTENSIONS BETWEEN PANELBOARDS AND CORRESPONDING LIGHTING CONTROL SYSTEM RELAY CABINETS, AS REQUIRED FOR INTEGRATING THESE CIRCUITS INTO THE GE LIGHTING CONTROL SYSTEM:

BRANCH CIRCUITS: AA-1 (ROOM NO. 0055), CC-1 (ROOM NO. 0064)
1AA-1 (ROOM NO. 1045), BB-8 (ROOM NO. 0047), 1B-3-5 (ROOM NO. 1054)
1C-31-33, 1C-35-37, 1C-3-5, 1C-40-42, 1C-39-41, 1C-32-34, 1C-36-38, 1C-28-30, 1CC-6-8, 1CC-1 (ROOM NO. 1064)
2AA-1 (ROOM NO. 2009)
2CC-1 (ROOM NO. 2030)
3CC-1 (ROOM NO. 3014)
4CC-1 (ROOM NO. 4014)
5CC-1 (ROOM NO. 5014)



KURT MEYER
PARTNERS
ARCHITECTS
PLANNERS


1180 SO. BEVERLY DRIVE
LOS ANGELES, CALIF. 90035
PHONE (213) 879-4477

These drawings are instruments of service and are the property of Kurt Meyer Partners, Inc. All designs and other information on the drawings are for use on the specified project and shall not be used without expressed written permission of Kurt Meyer Partners, Inc.
Copyright, Kurt Meyer Partners, Inc.
All Rights Reserved

APPROVED BY

HayakawaAssociates
CONSULTING ENGINEERS

1180 SO. BEVERLY DRIVE
LOS ANGELES, CALIF. 90035
PHONE (213) 879-4477



NO.	DATE	AS BUILT	BP #29
			ITEM



S.C.A.Q.M.D.
Headquarters Facility
Diamond Bar, California

DRAWN BY
CHECKED BY
DATE 11-2-90
JOB NUMBER
275.01
SHEET TITLE

PARTIAL SITE PLAN

BID PACKAGE #29

SHEET

E1.01A

OF SHEETS


These drawings are instruments of service and are the property of Kurt Meyer Partners, Inc. All designs and other information on the drawings are for use on the specified project and shall not be used without expressed written permission of Kurt Meyer Partners, Inc.

Copyright, Kurt Meyer Partners, Inc.
All Rights Reserved

APPROVED BY

HayakawaAssociates
CONSULTING ENGINEERS

1180 SO. BEVERLY DRIVE
LOS ANGELES, CALIF 90035
PHONE (213) 879-4477



	12-18-11	AS BUILT BY SP #29
	9-27-91	AS BUILT BY BP-17
⚠	7-10-91	RFI # 4796, BP #17
⚠	3-6-91	BULLETIN #12 BP #17
⚠	1-22-91	BULLETIN #9 BP #17
⚠	7-2-90	BULLETIN #3 BP #17
⚠	3-14-90	ADDENDUM BID PACKAGE #1
NO.	DATE	ITEM



S.C.A.Q.M.D.
Headquarters Facility
Diamond Bar, California

DRAWN BY HN

CHECKED BY _____

DATE 5-2-10

SHEET ONE

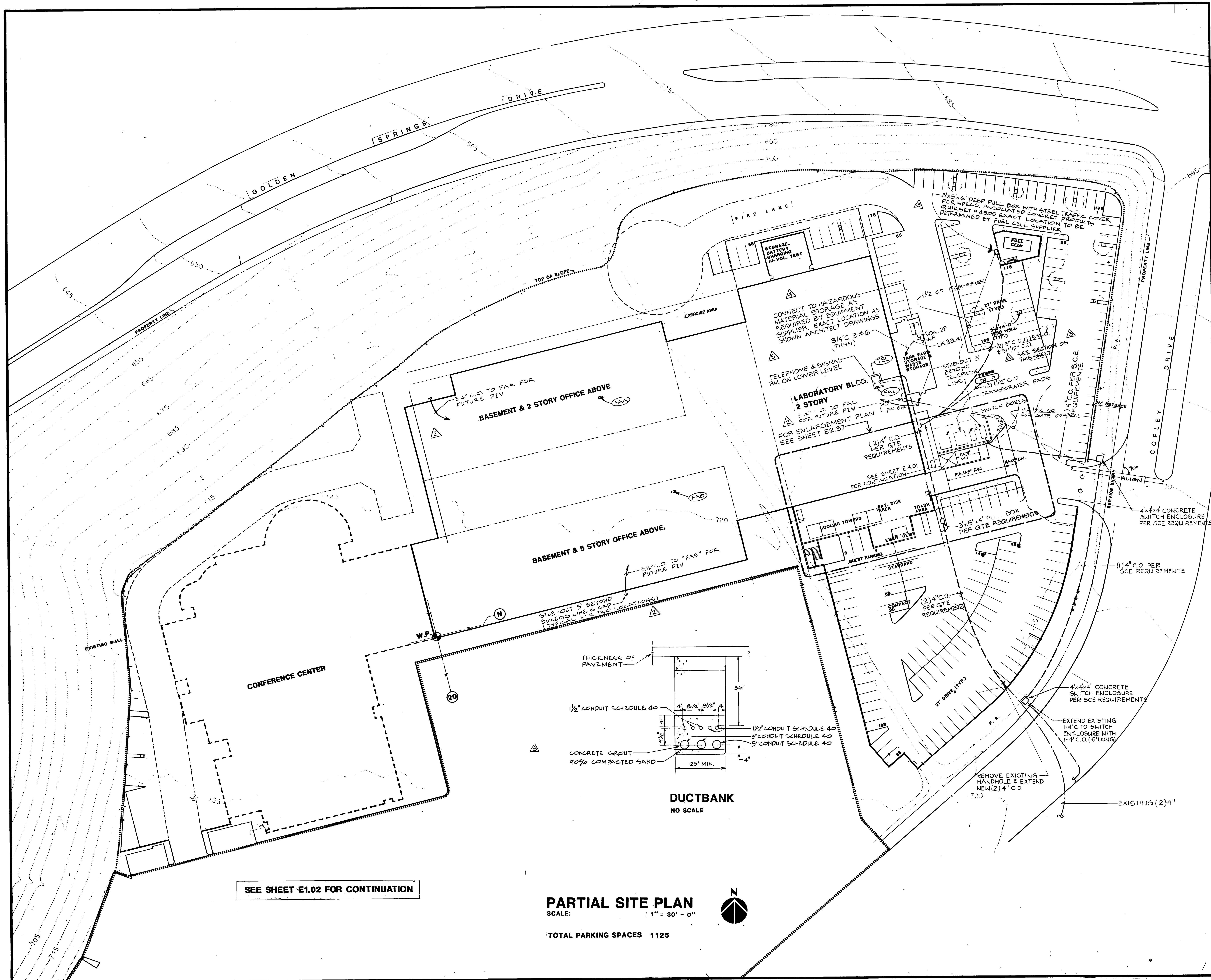
PARTIAL SITE PLAN I

BID PACKAGE #17 | #21

SHEET

E1.01

OF SHEETS



GENERAL NOTES

- THE SCALE INDICATED ON THE PLANS AND DETAILS IS BASED ON FULL SIZE DRAWINGS. REDUCED DRAWINGS ARE ONE-HALF THE ORIGINAL SCALE. EXAMPLE: 1/4" SCALE FLOOR PLANS REDUCED TO 1/8" = 1'-0".
- MOUNT WALL OUTLETS AND RECEPTACLES AT +18" VERTICALLY, UNLESS OTHERWISE NOTED OR AS REQUIRED TO CLEAR COUNTERTOPS, BOOKCASES, SHELVES AND SPLASHES. REFER TO ARCHITECTURAL DRAWINGS FOR CASEWORK DETAILS.
- MOUNT SWITCHES, THERMOSTATS AND DEVICES REQUIRING OBSERVATION OR OPERATION AT +42", UNLESS OTHERWISE NOTED.
- CONCEAL CONDUIT WHENEVER POSSIBLE, UNLESS OTHERWISE NOTED.
- MOUNT OUTLET FLUSH WITH BUILDING SURFACES WHEREVER POSSIBLE, UNLESS OTHERWISE NOTED.
- MINIMUM LINE VOLTAGE WIRING TO BE #12 AWG.
- CONNECT TO MOTOR LEADS WITH BOLTED CONNECTORS, TAPED.
- FROM RECESSED PANELBOARDS, INSTALL FOUR 3/4" SPARE CONDUITS INTO CEILING SPACE AND CAP. AT INTERMEDIATE FLOORS, PROVIDE TWO UP AND TWO DOWN.
- USE HIGH TEMPERATURE WIRE FOR RUNS ON ROOF EXCEPT FOR SHORT EXTENSIONS OF CIRCUITS RUN IN CEILING BELOW.
- PROVIDE HVAC AND PLUMBING CONTROLS AND WIRING AS DESCRIBED IN MECHANICAL AND ELECTRICAL SECTIONS OF THE SPECIFICATIONS AND AS SHOWN ON THE WIRING DIAGRAMS ON MECHANICAL AND ELECTRICAL DRAWINGS.
- PROVIDE AND LOCATE OUTLETS, WIRING, AND CONTROLS, AS INDICATED OR REQUIRED FOR EQUIPMENT FURNISHED UNDER OTHER SECTIONS OR CONTRACTS PER EQUIPMENT SUPPLIERS' REQUIREMENTS. CONNECT TO ALL EQUIPMENT AND ASSOCIATED CONTROLS, UNLESS OTHERWISE DIRECTED. VERIFY LOCATIONS, RATINGS, VOLTAGES, CONTROL WIRING, CONTROL DEVICES TO BE FURNISHED AND/OR INSTALLED WITH TRADE DRAWINGS AND SPECIFICATIONS. REFER TO EQUIPMENT OR SYSTEM SPECIFICATIONS REQUIRING ELECTRICAL WORK TO DETERMINE SCOPE OF WORK REQUIRED.
- IN SOUND INSULATED FLOORS, CEILINGS, AND WALL PARTITIONS:
 - SEPARATE ELECTRICAL AND SIGNAL OUTLET BOXES LOCATED ON OPPOSITE WALL SURFACES HORIZONTALLY BY 12" AND SEPARATE BY A STUD OR SOLID BLOCKING.
 - SEAL BACK AND SIDES OF BOXES WITH 1/8" RESILIENT SEALANT BACKED BY A MINIMUM OF 2" THICK MINERAL FIBER INSULATION.
 - ISOLATE ALL CONDUIT WITHIN THE SOUND RATED FLOOR-CEILING ASSEMBLY FROM THE BUILDING CONSTRUCTION AT POINTS OF SUPPORT OR CONTACT BY MEANS OF APPROVED RESILIENT SLEEVES, MOUNTS OR UNDERLAYMENTS 1/4" THICK.
- PROVIDE BARRIERS IN ALL SWITCH BOXES, OUTLET BOXES, AND CABINETS THAT HAVE BOTH EMERGENCY AND NORMAL POWER SOURCES.
- LOCATE ALL ELECTRICAL CEILING ELEMENTS (LIGHTS FIXTURES, ETC.) AS INDICATED ON THE ARCHITECTURAL REFLECTED CEILING PLANS.
- PRIOR TO SUBMITTING THE BID, VISIT THE SITE AND VERIFY THE EXISTING CONDITIONS.
- CONTRACTOR TO PROVIDE COMPLETE SEISMIC ANCHORAGE AND BRACING FOR ALL ELECTRICAL EQUIPMENT AND REQUIRED CONDUIT.
- PRIOR TO EQUIPMENT INSTALLATION, SUBMIT COMPLETE SEISMIC ANCHORAGE AND BRACING CALCULATIONS AND DETAILS SHOWING EQUIPMENT WEIGHTS AND CENTERS OF GRAVITY, LOCATION, QUANTITIES, SIZES AND METHOD OF ANCHORING AND BRACING EQUIPMENT TO THE STRUCTURE, OVERTURNING FORCES ON THE EQUIPMENT WITH ACTUAL FORCES AND COMBINED LOADS ON THE ANCHORAGES AND BRACES WITH A CHECK FOR COMBINED SHEAR AND TENSION BASED ON UNIFORM BUILDING CODE, CHAPTER 23 USING THE FOLLOWING CRITERIA:
 - FIXED EQUIPMENT ON GRADE : 33% OF OPERATING WEIGHT.
 - FIXED EQUIPMENT ON STRUCTURE: 50% OF OPERATING WEIGHT.
 - FLEXIBLY MOUNTED EQUIPMENT : 2 TIMES THE ABOVE VALUE.
 - SIMULTANEOUS VERTICAL FORCE : 1/3 X THE HORIZONTAL FORCE.

REFER TO UBC CHAPTER 23, TABLE 23J, FOR APPLICABLE FORCE FACTOR "Cp". CONSIDER THE EFFECT OF TEMPERATURE CHANGE IN PREPARATION OF ANCHORAGE AND BRACING DETAILS.

THE INSTALLATION SHALL BE SUBJECT TO THE APPROVAL OF THE MECHANICAL AND STRUCTURAL ENGINEER.
- ALL CONCRETE EXPANSION TYPE ANCHOR BOLTS SHALL BE PHILLIPS RED-HEAD WEDGE OR HILTI KWIK-BOLT TYPE (LOADED IN EITHER PULLOUT OR SHEAR) AND SHALL HAVE 50 PERCENT OF THE BOLTS (ALTERNATE BOLTS IN ANY GROUP ARRANGEMENT) PROOF TESTED IN TENSION AND CERTIFIED BY A RECOGNIZED TESTING AGENCY AT THE VALUES INDICATED IN THE FOLLOWING TABLE, EXCEPT WHERE SHOWN OTHERWISE ON THE DRAWINGS. IF THERE ARE ANY FAILURES, THE IMMEDIATELY ADJACENT BOLTS MUST THEN ALSO BE TESTED. ANCHOR CAPACITIES SHALL NOT EXCEED 80% OF THE VALUES GIVEN IN THE PUBLISHED LOGO REPORT AND AS FOLLOWS, EXCEPT WHERE SHOWN OTHERWISE ON THE DRAWINGS:

ANCHOR CAPACITY (3000 PST MINIMUM STONE AGGREGATE CONCRETE)	1/2"	5/8"	3/4"	7/8"	1"	1-1/4"
IN TENSION	680	960	1,360	1,900	2,700	3,600
IN SHEAR	1,170	1,680	2,420	3,500	5,020	6,700

TYPE OF TEST

DIRECT PULL-TENSION, LBS.	1,360	1,920	2,720	3,800	5,400	7,200
MINIMUM EMBEDMENT	3"	3-3/4"	4-1/2"	5-1/4"	6"	7-1/2"

WHEN INSTALLING DRILLED-IN ANCHORS IN NON-PRESTRESSED REINFORCED CONCRETE, USE CARE AND CAUTION TO AVOID CUTTING OR DAMAGING THE REINFORCING BARS. WHEN INSTALLING DRILLED-IN ANCHORS INTO PRESTRESSED CONCRETE (PRE- OR POST-TENSIONED), LOCATE TENDONS BY USING A NON-DESTRUCTIVE METHOD PRIOR TO INSTALLATION. EXERCISE EXTREME CARE AND CAUTION TO AVOID CUTTING OR DAMAGING THE TENDONS DURING INSTALLATION. MAINTAIN A MINIMUM CLEARANCE OF ONE-INCH BETWEEN THE REINFORCEMENT AND THE DRILLED-IN ANCHOR.
- REFER TO SPECIFICATIONS FOR EXPANSION JOINTS IN CONDUIT CROSSING STRUCTURAL SEPARATIONS BETWEEN BUILDINGS OR BUILDING UNITS.
- IN MECHANICAL EQUIPMENT ROOMS, COORDINATE THE LOCATION OF THE LIGHTING FIXTURE WITH THE EQUIPMENT AND DUCT LAYOUTS. WHERE FIXTURES ARE REQUIRED TO BE PENDANT MOUNTED, REFER TO SPECIFICATIONS FOR SEISMIC BRACING REQUIREMENTS.

GENERAL NOTES, LIGHTING

- ALL LIGHTING FIXTURES TO BE UL LABELED FOR INDICATED USE AND LOCATION.
- LIGHTING FIXTURE CATALOG NUMBERS ARE FOR GUIDANCE. REFER TO DESCRIPTION ON SCHEDULE AND IN SPECIFICATIONS AND TO APPLICABLE DETAILS.
- LOCATE CEILING LIGHTING FIXTURES FROM REFLECTED CEILING PLANS AND SITE LIGHTING FROM CIVIL AND/OR ARCHITECTURAL DRAWINGS.
- PROVIDE UL LABELED WET LOCATION FIXTURES ON EXTERIOR AND IN INTERIOR WET LOCATIONS, AND DAMP LOCATION FIXTURES IN PROTECTED LOCATIONS ON EXTERIOR.
- PROVIDE RECESSED FIXTURES COMPATIBLE WITH CEILING TYPE INCLUDING ALL NECESSARY FRAMES AND HARDWARE.
- RECESSED INCANDESCENT FIXTURES TO BE UL LABELED BASED ON CEILING TYPE AS FOLLOWS:

INSULATED CEILING	- IC
FIXED CEILING	- NON IC (WITH THERMAL PROTECTOR)
SUSPENDED ACCESSIBLE CEILING	- SC
CONCRETE POUR	- PC
- FOR INCANDESCENT FIXTURES INSTALLED IN GYP OR PLASTER CEILING, PROVIDE SEPARATE PLASTER FRAMES WITH JUNCTION BOXES ATTACHED TO PLASTER FRAME, APPROVED FOR THROUGH WIRING.
- PROVIDE TWO GANG, BARRIERED OUTLET BOXES FOR EXIT LIGHTS SERVED BY NORMAL AND EMERGENCY CIRCUITS, OR PROVIDE FEED THROUGH BOXES IN ACCESSIBLE LOCATIONS AND DEADEND WIRING AT EXIT LIGHTS.
- ALL INTERIOR FLUORESCENT BALLASTS AND LAMPS TO BE ENERGY SAVING TYPE. SEE SPECIFICATIONS.
- FLUORESCENT BALLASTS ON EXTERIOR TO BE 0 DEGREES F RATING. LAMPS ON EXTERIOR TO BE STANDARD TYPE.
- PROVIDE FIXTURE BALLASTS SUITABLE FOR VOLTAGE AVAILABLE AT FIXTURE. VERIFY VOLTAGE BEFORE ORDERING FIXTURES.
- RECESSED FLUORESCENT FIXTURES IN FIXED CEILINGS TO HAVE REMOVABLE ACCESS PLATE FOR ACCESS TO FIXTURE JUNCTION BOX.
- WHERE FLUORESCENT FIXTURES ARE SWITCHED BY TWO SWITCHES, CONNECT CONNECT OUTER LAMPS TO ONE BALLAST AND INNER LAMP(S) TO SECOND BALLAST. GROUP OUTER AND INNER LAMPS ON SAME SWITCH RESPECTIVELY.
- WHERE FIXTURES ARE INSTALLED IN RESTRICTED SPACES SUCH AS COVES HANDRAILS, ETC., COORDINATE FIXTURE LENGTH WITH AVAILABLE SPACE BEFORE ORDERING FIXTURES.
- PROVIDE FIXTURE STEMS OF SUFFICIENT LENGTH TO CLEAR PIPING AND VENTILATING DUCTS IN ALL MECHANICAL AND EQUIPMENT ROOMS. COORDINATE LOCATIONS OF FIXTURES WITH DUCTS, PIPING AND EQUIPMENT PRIOR TO INSTALLATION OF CONDUIT.
- PENDANT FIXTURES TO SWING 45 DEGREES IN ALL DIRECTIONS WITHOUT OBSTRUCTION OR BRACE TO THE STRUCTURE.
- REFER TO THE SPECIFICATIONS FOR HID BALLASTS AND LAMPS.

ABBREVIATIONS

A, AMP	-AMPERES	MCC	-MOTOR CONTROL CENTER
AC	-ALTERNATING CURRENT	MCM	-THOUSAND CIRCULAR MILS
AF	-ABOVE FINISHED FLOOR	MECH	-MECHANICAL
ARS	-AVAILABLE RMS SYMMETRICAL AMPERES	MFG	-MANUFACTURER
ATS	-AUTOMATIC TRANSFER SWITCH	MH	-MOUNTING HEIGHT
AWG	-AMERICAN WIRE GAUGE	MRS	-MINIMUM SYMMETRICAL AMPERES
BC	-BARE COPPER	MTD	-MOUNTED
BKBD	-BACKBOARD	MTS	-MANUAL TRANSFER SWITCH
CKT	-CIRCUIT	NC	-NORMALLY CLOSED
CKT BRKR	-CIRCUIT BREAKER	NIC	-NOT IN CONTRACT
CKT	-CIRCUIT	NF	-NON-FUSED
CFI	-CONTRACTOR FURNISHED	NL	-NIGHT LIGHT
CG	-CEILING	NO	-NORMALLY OPEN
CL	-CONDUIT ONLY	NTS	-NOT TO SCALE
CONT	-CONTRACTOR	OFI	-OWNER FURNISHED
CT	-CURRENT TRANSFORMER	OFI	-OWNER FURNISHED, OWNER INSTALLED
CU	-COPPER	P	-POLE
DB	-DIRECT BURIAL	PB	-PULL BOX
DISC	-DISCONNECT	PBL	-PANEL BOARD
DIST	-DISTRIBUTION	PT	-POTENTIAL TRANSFORMER
DWG	-DRAWING	PVC	-POLYVINYL CHLORIDE
EDF	-ELECTRIC DRINKING FOUNTAIN	PWR	-POWER
EH	-ELECTRICALLY HELED	PH, Ø	-PHASE
EW	-ELECTRIC WATER COOLER	REQ'D	-REQUIRED
F	-FUSE	RM	-ROOM
FA	-FIRE ALARM	SP, 1P	-SINGLE POLE
FLEX	-FLEXIBLE CONDUIT	SW	-SWITCH
FLUOR	-FLUORESCENT	SWBD	-SWITCHBOARD
GF	-GROUND FAULT INTERRUPTER	TC	-TIME CLOCK
GRD, G	-GROUND	TELE	-TELEPHONE
HID	-HIGH INTENSITY DISCHARGE	TERM	-TERMINAL
HOA	-HAND-OFF-AUTOMATIC	TP	-TWISTED PAIR
HP	-HORSEPOWER	TPS	-TWISTED PAIR SHIELDED
HZ	-HERTZ (CYCLE)	TRANSF.	-TRANSFORMER
INCAND	-INCANDESCENT	XFMR	-TRANSFORMER
J-BOX	-JUNCTION BOX	TYP	-TYPICAL
KV	-KILOVOLT	UON	-UNLESS OTHERWISE NOTED
KVA	-KILOVOLT AMPERES	V	-VOLTS
KW	-KILOWATT	VA	-VOLT AMPERES
LTG	-LIGHTING	VAR	-VARIABLE SPEED DRIVE
LV	-LOW VOLTAGE	VP	-VAPOR PROOF
MAX	-MAXIMUM	W	-WATTS
MCC	-MOTOR CONTROL CENTER	WCR	-WITHSTAND CURRENT RATING
BP	-BID PACKAGE	WP	-WEATHER PROOF
		XP, EXP	-EXPLOSION PROOF

REFERENCE NOTES

- JUNCTION BOX FOR LOW PARTITION WIRING, 6" SQ X 4" D MOUNTED ON BOTTOM OF SLAB ABOVE CEILING. WIRING ORIGINATES FROM NORMAL AND ISOLATED GROUND PANELS. SEE DETAIL 3/E.G.02 USE DIFFERENT COLORED GROUNDS FOR PANELS PER SPECIFICATION. TIE CIRCUIT WIRES AND ASSOCIATED GROUND TOGETHER. IDENTIFY CONDUCTORS BY PANEL AND CIRCUIT. PROVIDE 18" PIGTAILS IN THROUGHFEED BOXES AND 12" LENGTH OF CONDUCTOR IN END JUNCTION BOXES, FOR EXTENSION BY OWNER. COORDINATE EXACT LOCATION WITH CONSTRUCTION MANAGER, AND TRADES TO MAINTAIN ACCESSIBILITY.
- JUNCTION BOX FOR LOW PARTITION WIRING, 5 1/16" SQ X 2 1/8" D FLUSH MOUNTED IN WALL OR COLUMN, +12", PROVIDE SINGLE GANG RING WITH BLANK PLATE, WIRING AND TERMINATIONS AS FOR NOTE #1.

SINGLE LINE DIAGRAM SYMBOLS

	TRANSFORMER, DELTA TO GROUND WYE.
	DRAWOUT CIRCUIT BREAKER.
	DRAWOUT CIRCUIT BREAKER WITH GROUND FAULT RELAY AND SHUNT TRIP.
	MOLDED CASE CIRCUIT BREAKER.
	CURRENT LIMITING CIRCUIT BREAKER.
	SHUNT TRIP CIRCUIT BREAKER.
	MOLDED CASE CIRCUIT BREAKER WITH GROUND FAULT RELAY AND SHUNT TRIP.
	NON-FUSED DISCONNECT SWITCH, 30A, 3P, UON.
	FUSED DISCONNECT SWITCH, 3P, UON.
	MAGNETIC MOTOR STARTER - SIZE '2' (SIZE '1' IS MINIMUM).
	MAGNETIC MOTOR STARTER - TWO SPEED.
	AUTOMATIC OR MANUAL TRANSFER SWITCH WITH ENGINE STARTING AND STATUS CONTACTS.
	ENGINE GENERATOR SET 4 WIRE WITH NEUTRAL GROUND, ENGINE STARTING CONTACTS AND MAIN CIRCUIT BREAKER. ENGINE STARTING CONTACTS CONNECTED TO TRANSFER SWITCHES.
	AMMETER WITH FOUR POSITION SWITCH AND CURRENT TRANSFORMER.
	VOLTMETER WITH FUSE AND FOUR POSITION SWITCH.
	DRAWOUT VOLTMETER WITH FUSE AND FOUR POSITION SWITCH.
	DEMAND TYPE KWHR METER.
	PROVISION FOR UTILITY COMPANY KVAR METER.
	BRANCH CIRCUIT PANELBOARD WITH FEED-THROUGH GUTTER AND MAIN CIRCUIT BREAKER SIZED PER SCHEDULE.

DOOR	CEILING	WALL	FIRE ALARM SYSTEM (CONFORM WITH STATE OF CALIFORNIA TITLE 24 PART 3)
			SMOKE DAMPER MOTOR; COORDINATE LOCATION AND QUANTITY WITH MECHANICAL SECTION.
			FIRE DOOR MOTOR OPERATOR.
			DUCT DETECTOR; COORDINATE LOCATION WITH MECHANICAL SECTION.
			ELEVATOR LOBBY SMOKE DETECTOR.
			DOOR HOLD OPEN INTEGRAL WITH DOOR HARDWARE; COORDINATE VOLTAGE WITH HARDWARE SUPPLIER.
			DOOR HOLD OPEN DEVICE. FLOOR OUTLET ON FLOOR BOX.
			EXIT DOOR LOCK RELEASE.
			SMOKE DETECTOR.
			THERMAL DETECTOR.
			OS&Y VALVE TAMPER SWITCH WITH WP FLEX CONNECTION.
			WATER FLOW SWITCH OUTLET WITH WP FLEX CONNECTION.
			MANUAL FIRE ALARM REPORTING STATION, +42" AND FIRE ALARM HORN WITH VISUAL SIGNAL, +7'-6".
			FIRE ALARM HORN WITH VISUAL SIGNAL, +7'-6" UON.
			FIRE ALARM SYSTEM CONDUIT PER SUPPLIERS DIAGRAMS.
	-F-		

MEYER & ALLEN ASSOCIATES

ARCHITECTS
PLANNERS

2690 Beachwood Drive
Los Angeles, California 90068
(213) 467-7151


These drawings are instruments of service and are the property of Meyer & Allen Associates. All designs and other information on the drawings are for use on the specified project and shall not be used without expressed written permission of Meyer & Allen Associates.
Copyright 1989, Meyer & Allen Associates
All Rights Reserved

APPROVED BY

Kurt W. Meyer, FAIA
Architect C-1951

HayakawaAssociates CONSULTING ENGINEERS

1180 SO. BEVERLY DRIVE
LOS ANGELES, CALIF 90035
PHONE (213) 879-4477



	9-27-91	AS BUILT BY BP-20
	9-27-91	AS BUILT BY BP-17
NO.	DATE	ITEM



S.C.A.Q.M.D.
Headquarters Facility
Diamond Bar, California

DRAWN BY CAD	JOB NUMBER
CHECKED BY	275.01
DATE 11-2-90	
SHEET TITLE	
SYMBOL LIST AND GENERAL NOTES	
BID PACKAGE #17, #20, #21, #31, #29	
SHEET	
E0.02	
OF SHEETS	

FLOOR, CEILING, WALL symbols and descriptions for GENERAL ELECTRICAL SYSTEMS, including JUNCTION BOX, RECEPTACLE, and LIGHTING FIXTURE details.

FLOOR, CEILING, WALL symbols and descriptions for GROUNDING SYSTEM, PUBLIC ADDRESS AND BACKGROUND MUSIC SYSTEM, CLOSED CIRCUIT TELEVISION SYSTEM (CCTV), and SECURITY SYSTEM.

ELECTRICAL SYMBOLS (AS APPLICABLE) including 2AA, 1-3-5, 2AA, 1&3&5, 2AA, 1, 3, 5, and various conduit and termination symbols.

SYMBOL LIST table with columns for SYMBOL, DESCRIPTION, and QUANTITY, listing items like JUNCTION BOX, RECEPTACLE, and LIGHTING FIXTURE.

MEYER & ALLEN ASSOCIATES ARCHITECTS PLANNERS, HayakawaAssociates CONSULTING ENGINEERS, and S.C.A.Q.M.D. Headquarters Facility Diamond Bar, California.