



South Coast Air Quality Management District

21865 Copley Drive, Diamond Bar, CA 91765-4178
(909) 396-2000 • www.aqmd.gov

A G E N D A

MEETING, MAY 7, 2021

A meeting of the South Coast Air Quality Management District Board will be held at 9:00 A.M.

Pursuant to Governor Newsom's Executive Orders N-25-20 (March 12, 2020) and N-29-20 (March 17, 2020), the Governing Board meeting will only be conducted via video conferencing and by telephone. Please follow the instructions below to join the meeting remotely.

ELECTRONIC PARTICIPATION INFORMATION (Instructions provided at bottom of the agenda)

Join Zoom Meeting - from PC, Laptop or Phone

<https://scaqmd.zoom.us/j/93128605044>

Meeting ID: **931 2860 5044** (applies to all)

Teleconference Dial In +1 669 900 6833 or +1 253 215 8782

One tap mobile +16699006833,,97364562763# or +12532158782,,93128605044#

Spanish Language Only Audience (telephone)
Número Telefónico para la Audiencia de Habla Hispana
Teleconference Dial In/Numero para llamar: +1 669 900 6833
Meeting ID/Identificación de la reunión: 932 0955 9643
One tap mobile: +16699006833,,93209559643#

Audience will be allowed to provide public comment through telephone or Zoom connection.
PUBLIC COMMENT WILL STILL BE TAKEN

Phone controls for participants:

The following commands can be used on your phone's dial pad while in Zoom Webinar meeting:

- *6 - Toggle mute/unmute
- *9 - Raise hand

Questions About an Agenda Item

- The name and telephone number of the appropriate staff person to call for additional information or to resolve concerns is listed for each agenda item.
- In preparation for the meeting, you are encouraged to obtain whatever clarifying information may be needed to allow the Board to move expeditiously in its deliberations.

Meeting Procedures

- The public meeting of the South Coast AQMD Governing Board begins at 9:00 a.m. The Governing Board generally will consider items in the order listed on the agenda. However, any item may be considered in any order.
- After taking action on any agenda item not requiring a public hearing, the Board may reconsider or amend the item at any time during the meeting.

All documents (i) constituting non-exempt public records, (ii) relating to an item on the agenda, and (iii) having been distributed to at least a majority of the Governing Board after the agenda is posted, are available prior to the meeting at South Coast AQMD's web page (www.aqmd.gov).

Americans with Disabilities Act and Language Accessibility

Disability and language-related accommodations can be requested to allow participation in the Governing Board meeting. The agenda will be made available, upon request, in appropriate alternative formats to assist persons with a disability (Gov. Code Section 54954.2(a)). In addition, other documents may be requested in alternative formats and languages. Any disability or language-related accommodation must be requested as soon as practicable. Requests will be accommodated unless providing the accommodation would result in a fundamental alteration or undue burden to the South Coast AQMD. Please contact the Clerk of the Boards Office at (909) 396-2500 from 7:00 a.m. to 5:30 p.m., Tuesday through Friday, or send the request to cob@aqmd.gov

A webcast of the meeting is available for viewing at:

<http://www.aqmd.gov/home/news-events/webcast>

Cleaning the air that we breathe...

CALL TO ORDER

- Pledge of Allegiance
- Roll Call
- Swearing in of Chair and Vice Chair for Term May 2021 to January 2022 **Burke**
- Retirement Presentation to William A. Burke, Ed.D.
- Opening Comments: Ben Benoit, Chair
Other Board Members
Wayne Nastri, Executive Officer
- Presentation: Air Pollution Triggers Gene Expression Changes In Transgenic Alzheimer's Mice Brains **Dr. Keith Black**

PUBLIC COMMENT PERIOD – (Public Comment on Non-Agenda Items, Pursuant to Government Code Section 54954.3) The public may comment on any subject within the South Coast AQMD's authority that **does not** appear on the agenda, during the Public Comment Period. Each speaker addressing non-agenda items may be limited to a total of (3) minutes.

Staff/Phone (909) 396-

CONSENT AND BOARD CALENDAR (Items 1 through 23)

Note: Consent and Board Calendar items held for discussion will be moved to Item No. 24.

1. Approve Minutes of April 2, 2021 Board Meeting **Thomas/3268**
2. Set Public Hearings June 4, 2021 to Consider Adoption of and/or Amendments to South Coast AQMD Rules and Regulations **Nastri/3131**
 - A. Determine That Proposed Amendments to Rule 1466 – Control of Particulate Emissions from Soils with Toxic Air Contaminants, Are Exempt from CEQA, and Amend Rule 1466 **Nakamura/3105**

Proposed Amended Rule 1466 will clarify and streamline existing provisions, update monitoring requirements, enhance specific dust control measures, revise alternative provisions, and add additional notification and recordkeeping requirements. This action is to adopt the Resolution: 1) Determining that the proposed amendments to Rule 1466 – Control of Particulate Emissions from Soils with Toxic Air Contaminants, are exempt from the requirements of the California Environmental Quality Act; and 2) Amending Rule 1466 – Control of Particulate Emissions from Soils with Toxic Air Contaminants. (Reviewed: Stationary Source Committee, March 19, 2021)

B. Certification of Nonattainment New Source Review and Clean Fuels for Boilers Compliance Demonstration for 2015 8-hour Ozone Standard **Rees/2856**

South Coast Air Basin (Basin) and Coachella Valley are designated as Extreme and Severe nonattainment areas, respectively, for the 2015 8-hour ozone standard. For these nonattainment areas, U.S. EPA requires submittal of a nonattainment NSR plan or plan revision. South Coast AQMD's existing SIP-approved nonattainment NSR program, which covers both the Basin and Coachella Valley and applies to new major stationary sources or major modifications to existing sources, satisfies this requirement. Therefore, no changes to the existing NSR program are needed to comply with the 2015 ozone standard nonattainment NSR requirements. For Extreme ozone nonattainment areas, the Clean Air Act also requires the use of clean fuels or advanced control technologies for electric utility and industrial and commercial boilers that emit more than 25 tons of NO_x per year. This requirement is fulfilled through South Coast AQMD's Rule 1146, NO_x RECLAIM program (Rule 2002 and Rule 2004), and Rule 1303 which regulate NO_x emissions from existing, new or modified boilers. This action is to adopt the Resolution: 1) Certifying the Nonattainment NSR and Clean Fuels for Boilers Compliance Demonstration for 2015 8-hour Ozone Standard; and 2) Directing staff to forward the Certification to CARB for approval and subsequent submission to U.S. EPA for inclusion in the SIP. (Review: Stationary Source Committee, May 21, 2021)

C. Determine That 2021 PM₁₀ Maintenance Plan for South Coast Air Basin Is Exempt from CEQA and Approve 2021 PM₁₀ Maintenance Plan for South Coast Air Basin **Ghosh/2582**

The South Coast Air Basin was designated as attainment for the 24-hour average PM₁₀ National Ambient Air Quality Standard (NAAQS) by U.S. EPA on July 26, 2013. A PM₁₀ maintenance plan was submitted to U.S. EPA on April 28, 2010, which was approved as part of the redesignation. The Clean Air Act also requires that the State submit a subsequent maintenance plan eight years after an attainment redesignation to provide for maintenance of the NAAQS for a further 10 years after the period covered by the first maintenance plan (2023-2033). This 2021 PM₁₀ Maintenance Plan includes a maintenance demonstration that the South Coast Air Basin will continue to attain the standard, verification of continued attainment, a commitment to a future monitoring network, a contingency plan, and provisions for contingency plan implementation. This plan also includes a description of PM₁₀ sources, concentration trends, and emissions controls along with an analysis of past NAAQS exceedances during the first maintenance period. This action is to adopt the Resolution: 1) Determining that the 2021 PM₁₀ Maintenance Plan for the South Coast Air Basin is exempt from the requirements of the California Environmental Quality Act; and 2) Approving the 2021 PM₁₀ Maintenance Plan for the South Coast Air Basin, and directing staff to forward to CARB for approval and submission to U.S. EPA for inclusion in the SIP. (Review: Mobile Source Committee May 21, 2021)

Items 3 through 9 Budget/Fiscal Impact

3. Execute Contract for Global Positioning Systems Installation and Monitoring, Amend Awards for Carl Moyer and Community Air Protection Programs and Appropriate Funds for Proposition 1B - Goods Movement Emission Reduction and Lower Emission School Bus Programs **Miyasato/3249**

To enhance enforcement of projects funded under the Carl Moyer Program, Global Positioning System (GPS) units are installed on marine vessels to monitor operations in the South Coast AQMD. On August 7, 2020, the Board approved the release of a Request for Proposals (RFP #P2021-01) to solicit bids from qualified GPS vendors. This action is to execute a contract for the installation of GPS units on incentive program-funded equipment and provide GPS data monitoring services in an amount not to exceed \$400,000 from the administrative portions of the Carl Moyer Program SB 1107 Fund (32) and Community Air Protection Fund (77). This action is to also amend awards under the Carl Moyer Program and Community Air Protection Program (CAPP). Lastly, this action is to appropriate up to \$75,200 and up to \$60,300 from the administrative portions of the Prop 1B Special Revenue Fund (81) and Carl Moyer AB 923 Special Revenue Fund (80), respectively, into Information Management's FYs 2020-21 and/or 2021-22 Budgets, Professional and Special Services and/or Capital Outlays Major Objects and reimburse the General Fund (01) using administrative funds, for development of the Grant Management Systems (GMS). (Reviewed: Technology Committee, April 16, 2021; Recommended for Approval)

4. Amend Contracts to Develop and Demonstrate Zero Emission Drayage Trucks and Add Funds for Administrative Assistance **Miyasato/3249**

In March 2016, the Board approved execution of contracts for the Zero Emission Drayage Truck (ZEDT) project. CARB and South Coast AQMD staff propose to change scope and redistribute funds between Peterbilt and Volvo to assure project goals are met. This action is to authorize the Executive Officer to add \$1,254,491 to Volvo Technology of America, LLC contract to deploy two Class 8 battery electric trucks and charging infrastructure and reduce \$1,000,000 from Peterbilt Motors contract for the elimination of two Class 8 battery electric drayage trucks and add \$141,255 to a project implementation assistance contract to ensure completion of the ZEDT and Volvo LIGHTS projects, all from the Greenhouse Gas Reduction Projects Special Revenue Fund (67). (Reviewed: Technology Committee, April 16, 2021; Recommended for Approval)

5. **Recognize Revenue, Appropriate and Transfer Funds for Air Monitoring Programs, Issue RFQ and Purchase Orders for Air Monitoring Equipment and One Vehicle, and Execute Contract** **Low/2269**

South Coast AQMD is expected to receive grant funds up to \$703,945 from U.S. EPA for the PM2.5 Program and up to \$2,100,000 from the U.S. Government for the Enhanced Particulate Monitoring Program. In October 2016, the Board recognized revenue from U.S. EPA through its Science to Achieve Results (STAR) research grant program to engage, educate and empower California communities on the use and application of low-cost air monitoring sensors. These actions are to recognize revenue and appropriate funds for the PM2.5 and Enhanced Particulate Monitoring Programs, transfer up to \$350,000 between Major Objects in Science & Technology Advancement's FY 2021-22 Budget to realign expenditures for the Enhanced Particulate Monitoring Program, transfer and/or appropriate up to \$124,792 between Major Objects for the STAR program, issue an RFQ and purchase orders for air monitoring equipment and one vehicle, and execute a contract. (Reviewed: Administrative Committee, April 9, 2021; Recommended for Approval)
6. **Execute Contract to Upgrade Real-time Public Alerts of Hydrogen Sulfide Events in Coachella Valley** **Ghosh/2582**

In response to odor events related to the Salton Sea, South Coast AQMD began continuous measurements of hydrogen sulfide (H2S) at two Coachella Valley locations in November 2013. In 2017, South Coast AQMD contracted with Sonoma Technology, Inc. (STI) to implement an automated real-time email and text alert system to provide H2S exceedance notifications. To better capture H2S events, up to three additional H2S monitors are planned for the region. This action is to execute a contract with STI to perform technical upgrades, integrate data from additional monitors, and maintain a real-time alert system for H2S in the Coachella Valley at a cost not to exceed \$77,300 from the AES Settlement Projects Fund (35). (Reviewed: Administrative Committee, April 9, 2021; Recommended for Approval)
7. **Establish Lists of Prequalified Counsel to Represent and Advise South Coast AQMD on Legal Matters Related to Environmental Law and General Matters** **Gilchrist/3459**

On January 8, 2021 the Board approved issuance of an RFP to pre-qualify outside counsel having expertise in the California Environmental Quality Act, South Coast AQMD rulemaking and planning procedures, administrative law, and related issues for South Coast AQMD. The evaluation of responding firms has been completed. This action is to establish two lists of prequalified counsel - one to represent South Coast AQMD in environmental law matters, and one to represent South Coast AQMD in general governmental matters. (Reviewed: Administrative Committee, April 9, 2021; Recommended for Approval)

8. Authorize Purchase of OnBase Software Support **Moskowitz/3329**

South Coast AQMD uses OnBase software for its electronic document management system to manage critical documents and to support the Record Retention Policy. Software subscription and support for OnBase expires on July 31, 2021. This action is to obtain approval for sole source purchase of OnBase software subscription and support for one year from Information Management's FY 2020-21 Budget. Funds for this purchase (\$140,000) are conditional on approval of the Proposed FY 2021-22 Budget. (Reviewed: Administrative Committee, April 9, 2021; Recommended for Approval)

9. Approve Award Modification as Approved by MSRC **McCallon**

The Mobile Source Air Pollution Reduction Review Committee (MSRC) approved the modification of an award under the FYs 2016-18 Work Program. At this time the MSRC seeks Board approval of the modification as part of the FYs 2016-18 Work Program. (Reviewed: Mobile Source Air Pollution Reduction Committee, April 15, 2021; Recommended for Approval)

Items 10 through 15 - Information Only/Receive and File

10. Legislative, Public Affairs and Media Report **Alatorre/3122**

This report highlights the March 2021 outreach activities of the Legislative, Public Affairs and Media Office, which includes: Major Events, Community Events/Public Meetings, Environmental Justice Update, Speakers Bureau/Visitor Services, Communications Center, Public Information Center, Business Assistance, Media Relations and Outreach to Business and Federal, State and Local Government. (No Committee Review)

11. Hearing Board Report **Prussack/2500**

This reports the actions taken by the Hearing Board during the period of March 1 through March 31, 2021. (No Committee Review)

12. Civil Filings and Civil Penalties Report **Gilchrist/3459**

This reports the monthly penalties from March 1, 2021 through March 31, 2021, and legal actions filed by the General Counsel's Office from March 1 through March 31, 2021. An Index of South Coast AQMD Rules is attached with the penalty report. (Reviewed: Stationary Source Committee, April 16, 2021)

13. Lead Agency Projects and Environmental Documents Received **Nakamura/3105**

This report provides a listing of CEQA documents received by the South Coast AQMD between March 1, 2021 and March 31, 2021, and those projects for which the South Coast AQMD is acting as lead agency pursuant to CEQA. (Reviewed: Mobile Source Committee, April 16, 2021)

14. Rule and Control Measure Forecast **Rees/2856**
- This report highlights South Coast AQMD rulemaking activities and public hearings scheduled for 2021. (No Committee Review)
15. Status Report on Major Ongoing and Upcoming Projects for Information Management **Moskowitz/3329**
- Information Management is responsible for data systems management services in support of all South Coast AQMD operations. This item is to provide the monthly status report on major automation contracts and planned projects. (Reviewed: Administrative Committee, April 9, 2021)

Item 16 - Staff Presentation/Board Discussion

16. Budget and Economic Outlook Update (*Presentation in Lieu of Board Letter*) **Whynot/3104**
- Staff will provide an update on economic indicators and key South Coast AQMD metrics. (Reviewed: Administrative Committee, April 9, 2021) (Receive & File)

Items 17 through 23 - Reports for Committees and CARB

17. Administrative Committee (Receive & File) **Chair: Burke Nastri/3131**
18. Legislative Committee **Chair: Cacciotti Alatorre/3122**

Receive and file; and take the following actions as recommended:

Agenda Item	Recommendation
AB 365 (O'Donnell) Sales and use taxes: exclusion: zero-emission and near-zero-emission drayage trucks	Support
AB 762 (Lee) Hazardous emissions and substances: school sites: private and charter schools	Support
AB 1001 (C. Garcia) Environmental permitting and air pollution	Work With Author
SB 596 (Becker) Environmental permitting and air pollution	Oppose Unless Amended
HR 848 (Thompson) Growing Renewable Energy and Efficiency Now (GREEN) Act of 2021	Work With Author
HR 1512 (Pallone, Tonko, Rush) Climate Leadership and Environmental Action for our Nation's (CLEAN) Future Act	Work With Author

- | | | | |
|-----|---|-----------------------|---------------|
| 19. | Mobile Source Committee (Receive & File) | Chair: Burke | Rees/2856 |
| 20. | Stationary Source Committee (Receive & File) | Chair: Benoit | Aspell/2491 |
| 21. | Technology Committee (Receive & File) | Chair: Buscaino | Miyasato/3249 |
| 22. | Mobile Source Air Pollution Reduction Review Committee (Receive & File) | Board Liaison: Benoit | Miyasato/3249 |
| 23. | California Air Resources Board Monthly Report (Receive & File) | Board Rep: Kracov | Thomas/2500 |
| 24. | <u>Items Deferred from Consent and Board Calendars</u> | | |

PUBLIC HEARINGS

- | | | |
|-----|--|---------------|
| 25. | Adopt Executive Officer's FY 2021-22 Proposed Goals and Priority Objectives, and Proposed Budget. | Jain/2804 |
| | <p>The Executive Officer's Proposed Goals and Priority Objectives, and Proposed Budget for FY 2021-22 have been developed and are recommended for adoption. The Budget and Work Program for FY 2021-22 represents input over the past several months from Board members, staff, and the public. This year's process included two meetings of the Budget Advisory Committee and two budget workshops, one for the public on April 6, 2021 and one for the Board on April 9, 2021. The Proposed Budget incorporates, pursuant to Rule 320, an increase of most fees by 4.5 percent reflecting the Consumer Price Index from last year and this year. This action is to adopt the Executive Officer's Proposed Goals and Priority Objectives, and Proposed Budget for FY 2021-22. (Reviewed: Special Board Meeting/Budget Workshop, April 9, 2021)</p> | |
| 26. | Determine That Proposed Amendments to Rule 1469.1 – Spraying Operations Using Coatings Containing Chromium, Are Exempt from CEQA, and Amend Rule 1469.1 | Nakamura/3105 |
| | <p>Proposed Amended Rule 1469.1 would further reduce hexavalent chromium emissions from chromate spray coating operations by including requirements for other related activities such as dried coating removal and demasking, enhancing the point source requirements, enhancing parameter monitoring requirements for air pollution controls, and further minimizing the release of fugitive emissions through additional requirements for building enclosure, housekeeping, and best management practices. The proposed amendments would also remove outdated definitions and provisions. This action is to adopt the Resolution: 1) Determining that the proposed amendments to Rule 1469.1 – Spraying Operations Using Coatings Containing Chromium, are exempt from the requirements of the California Environmental Quality Act; and 2) Amending Rule 1469.1 – Spraying Operations Using Coatings Containing Chromium. (Reviewed: Stationary Source Committee, March 19, 2021)</p> | |

27. **Certify Final Environmental Assessment and Adopt Proposed Rule 2305 – Warehouse Indirect Source Rule – Warehouse Actions and Investments to Reduce Emissions Program, and Proposed Rule 316 – Fees for Rule 2305, Submit Rule 2305 for Inclusion Into the SIP, and Approve Supporting Budget Actions** **Rees/2856**

Proposed Rule 2305 will require warehouses greater than 100,000 square feet to directly reduce NOx and diesel PM, or to facilitate emission and exposure reductions of these pollutants. The Warehouse Actions and Investments to Reduce Emissions (WAIRE) Program is a menu-based points system that will require warehouse operators to annually earn a specified number of points by completing actions from a menu. Menu items include acquiring or using: Near Zero Emissions (NZE) and/or Zero Emissions (ZE) on-road trucks, ZE cargo handling equipment, ZE charging/fueling infrastructure, solar panels, or particulate filters for nearby sensitive land uses. Alternatively, warehouse operators could prepare and implement a custom plan specific to their site, or they could pay a mitigation fee. Funds from the mitigation fee would be used through future solicitations and Board actions to incentivize the purchase of NZE or ZE trucks and ZE charging/fueling infrastructure in the communities near warehouses that paid the fee. Warehouse owners and operators would also have reporting and recordkeeping requirements. Proposed Rule 316 would establish fees for warehouse operators to fund South Coast AQMD compliance activities. This action is to: 1) Adopt the Resolution: A) Certifying the Final Environmental Assessment for Proposed Rule 2305 – Warehouse Indirect Source Rule – Warehouse Actions and Investments to Reduce Emissions Program and Proposed Rule 316 – Fees for Rule 2305; B) Adopting Proposed Rule 2305 – Warehouse Indirect Source Rule – Warehouse Actions and Investments to Reduce Emissions Program and Proposed Rule 316 – Fees for Rule 2305; C) Submitting Proposed Rule 2305 – Warehouse Indirect Source Rule – Warehouse Actions and Investments to Reduce Emissions Program for inclusion into the SIP; 2) Establish the Rule 2305 Mitigation Fee Alternate Compliance Fund; and 3) Authorize the Executive Officer to recognize upon receipt mitigation fees paid by warehouse operators into the Rule 2305 Mitigation Fee Alternate Compliance Fund. (Reviewed: Mobile Source Committee, February 19, March 19 and April 16, 2021)

BOARD MEMBER TRAVEL – (No Written Material)

Board member travel reports have been filed with the Clerk of the Boards, and copies are available upon request.

CLOSED SESSION - (No Written Material)

Gilchrist/3459

CONFERENCE WITH LEGAL COUNSEL – EXISTING LITIGATION

It is necessary for the Board to recess to closed session pursuant to Government Code sections 54956.9(a) and 54956.9(d)(1) to confer with its counsel regarding pending litigation which has been initiated formally and to which the SCAQMD is a party. The actions are:

- Communities for a Better Environment v. SCAQMD, Los Angeles Superior Court Case No. BS161399 (RECLAIM);
- Communities for a Better Environment v. South Coast Air Quality Management District, Los Angeles Superior Court Case No. 19STCP05239 (Tesoro II);

- People of the State of California, ex rel. SCAQMD v. Exide Technologies, Inc., Los Angeles Superior Court Case No. BC533528;
- In re: Exide Technologies, Inc., U.S. Bankruptcy Court, District of Delaware, Case No. 13-11482 (KJC) (Bankruptcy Case); Delaware District Court, Case No.: 19-00891 (Appellate Case); United States Court of Appeals, Third Circuit, Case No. 20-1858;
- In re: Exide Holdings Inc., U.S. Bankruptcy Court, District of Delaware, Case No. 20-11157 (CSS) (Bankruptcy Case);
- In the Matter of SCAQMD v. Southern California Gas Company, Aliso Canyon Storage Facility, SCAQMD Hearing Board Case No. 137-76 (Order for Abatement); People of the State of California, ex rel SCAQMD v. Southern California Gas Company, Los Angeles Superior Court Case No. BC608322; Judicial Council Coordinated Proceeding No. 4861;
- In the Matter of SCAQMD v. Torrance Refining Company, LLC, SCAQMD Hearing Board Case No. 6060-5 (Order for Abatement);
- CalPortland Company v. South Coast Air Quality Management District; Governing Board of the South Coast Air Quality Management District; and Wayne Nastri, Executive Officer, and Does 1-100, San Bernardino County Superior Court, Case No. CIV DS 19258941;
- Downwinders at Risk et al. v. EPA, United States Court of Appeals, Ninth Circuit, Case No. 19-1024 (consolidated with Sierra Club, et al. v. EPA, No. 15-1465);
- SCAQMD, et al. v. Elaine L. Chao, et al., District Court for the District of Columbia, Case No. 1:19-cv-03436-KBJ;
- SCAQMD, et al. v. EPA, United States Court of Appeals, D.C. Circuit, Case No. 19-1241 (consolidated with Union of Concerned Scientists v. NHTSA, No. 19-1230);
- SCAQMD, et al. v. NHTSA, EPA, et al., United States Court of Appeals, D.C. Circuit, Filed May 28, 2020
- Association of Irrigated Residents v. U.S. EPA, SCAQMD, SJVUAPCD, et al., United States Court of Appeals, D.C. Circuit, Case No. 19-71223; and
- SCAQMD v. City of Los Angeles, Los Angeles City Council, City of LA Harbor Dept., LA Board of Harbor Commissioners, et al., Los Angeles Superior Court, Case No. 20STCP02985.

CONFERENCE WITH LEGAL COUNSEL – INITIATING LITIGATION

It is also necessary for the Board to recess to closed session pursuant to Government Code sections 54956.9(a) and 54956.9(d)(4) to consider initiation of litigation (four cases).

CONFERENCE WITH LEGAL COUNSEL – ANTICIPATED LITIGATION

Also, it is necessary for the Board to recess to closed session pursuant to Government Code section 54956.9(d)(2) to confer with its counsel because there is a significant exposure to litigation against the SCAQMD (two cases).

Letter from Steven J. Olson, O'Melveny & Myers LLP, on behalf of ExxonMobil Corporation, dated August 22, 2018.

ADJOURNMENT

*****PUBLIC COMMENTS*****

Members of the public are afforded an opportunity to speak on any agenda item before consideration of that item. Persons wishing to speak may do so remotely via Zoom or telephone. To provide public comments via a Desktop/Laptop or Smartphone, click on the "Raise Hand" at the bottom of the screen, or if participating via Dial-in/Telephone Press *9. This will signal to the host that you would like to provide a public comment and you will be added to the list.

All agendas are posted at South Coast AQMD Headquarters, 21865 Copley Drive, Diamond Bar, California, at least 72 hours in advance of the meeting. At the beginning of the agenda, an opportunity is also provided for the public to speak on any subject within the South Coast AQMD's authority. Speakers may be limited to a total of three (3) minutes for the entirety of the Consent Calendar plus Board Calendar, and three (3) minutes or less for each of the other agenda items.

Note that on items listed on the Consent Calendar and the balance of the agenda any motion, including action, can be taken (consideration is not limited to listed recommended actions). Additional matters can be added and action taken by two-thirds vote, or in the case of an emergency, by a majority vote. Matters raised under the Public Comment Period may not be acted upon at that meeting other than as provided above.

Written comments will be accepted by the Board and made part of the record. Individuals who wish to submit written or electronic comments must submit such comments to the Clerk of the Board, South Coast AQMD, 21865 Copley Drive, Diamond Bar, CA 91765-4178, (909) 396-2500, or to cob@aqmd.gov, on or before 5:00 p.m. on the Tuesday prior to the Board meeting.

ACRONYMS

AQ-SPEC = Air Quality Sensor Performance
Evaluation Center

AQIP = Air Quality Investment Program

AQMP = Air Quality Management Plan

AVR = Average Vehicle Ridership

BACT = Best Available Control Technology

BARCT = Best Available Retrofit Control Technology

Cal/EPA = California Environmental Protection Agency

CARB = California Air Resources Board

CEMS = Continuous Emissions Monitoring Systems

CEC = California Energy Commission

CEQA = California Environmental Quality Act

CE-CERT = College of Engineering-Center for Environmental
Research and Technology

CNG = Compressed Natural Gas

CO = Carbon Monoxide

DOE = Department of Energy

EV = Electric Vehicle

EV/BEV = Electric Vehicle/Battery Electric Vehicle

FY = Fiscal Year

GHG = Greenhouse Gas

HRA = Health Risk Assessment

LEV = Low Emission Vehicle

LNG = Liquefied Natural Gas

MATES = Multiple Air Toxics Exposure Study

MOU = Memorandum of Understanding

MSERCs = Mobile Source Emission Reduction Credits

MSRC = Mobile Source (Air Pollution Reduction) Review
Committee

NATTS = National Air Toxics Trends Station

NESHAPS = National Emission Standards for
Hazardous Air Pollutants

NGV = Natural Gas Vehicle

NOx = Oxides of Nitrogen

NSPS = New Source Performance Standards

NSR = New Source Review

OEHA = Office of Environmental Health Hazard
Assessment

PAMS = Photochemical Assessment Monitoring
Stations

PEV = Plug-In Electric Vehicle

PHEV = Plug-In Hybrid Electric Vehicle

PM10 = Particulate Matter \leq 10 microns

PM2.5 = Particulate Matter \leq 2.5 microns

RECLAIM = Regional Clean Air Incentives Market

RFP = Request for Proposals

RFQ = Request for Quotations

RFQQ = Request for Qualifications and Quotations

SCAG = Southern California Association of Governments

SIP = State Implementation Plan

SOx = Oxides of Sulfur

SOON = Surplus Off-Road Opt-In for NOx

SULEV = Super Ultra Low Emission Vehicle

TCM = Transportation Control Measure

ULEV = Ultra Low Emission Vehicle

U.S. EPA = United States Environmental Protection
Agency

VOC = Volatile Organic Compound

ZEV = Zero Emission Vehicle

INSTRUCTIONS FOR ELECTRONIC PARTICIPATION

Instructions for Participating in a Virtual Meeting as an Attendee

As an attendee, you will have the opportunity to virtually raise your hand and provide public comment.

Before joining the call, please silence your other communication devices such as your cell or desk phone. This will prevent any feedback or interruptions during the meeting.

For language interpretation:

Click the interpretation Globe icon at the bottom of the screen

Select the language you want to hear (either English or Spanish)

Click "Mute Original Audio" if you hear both languages at the same time.

Para interpretación de idiomas:

Haga clic en el icono de interpretación el globo terráqueo en la parte inferior de la pantalla

Seleccione el idioma que desea escuchar (inglés o español)

Haga clic en "Silenciar audio original" si escucha ambos idiomas al mismo tiempo.

Please note: During the meeting, all participants will be placed on Mute by the host. You will not be able to mute or unmute your lines manually.

After each agenda item, the Chairman will announce public comment.

Speakers may be limited to a total of 3 minutes for the entirety of the consent calendar plus board calendar, and three minutes or less for each of the other agenda items.

A countdown timer will be displayed on the screen for each public comment.

If interpretation is needed, more time will be allotted.

Once you raise your hand to provide public comment, your name will be added to the speaker list. Your name will be called when it is your turn to comment. The host will then unmute your line.

Directions for Video ZOOM on a DESKTOP/LAPTOP:

- If you would like to make a public comment, please click on the **"Raise Hand"** button on the bottom of the screen. This will signal to the host that you would like to provide a public comment and you will be added to the list.

Directions for Video Zoom on a SMARTPHONE:

- If you would like to make a public comment, please click on the **"Raise Hand"** button on the bottom of your screen.
- This will signal to the host that you would like to provide a public comment and you will be added to the list.

Directions for TELEPHONE line only:

- If you would like to make public comment, please **dial *9** on your keypad to signal that you would like to comment.

Directions for Spanish Language TELEPHONE line only:

- The call in number is the same.
- The meeting ID number is 932-0955-9643
- If you would like to make public comment, please **dial *9** on your keypad to signal that you would like to comment.

Instrucciones para la línea de TELÉFONO en español únicamente:

- El número de llamada es el mismo (+1 669900 6833 o +1 253215 8782).
- El número de identificación de la reunión es 932-0955-9643
- Si desea hacer un comentario público, marque *9 en su teclado para indicar que desea comentar.

 [Back to Agenda](#)

BOARD MEETING DATE: May 7, 2021

AGENDA NO. 1

MINUTES: Governing Board Monthly Meeting

SYNOPSIS: Attached are the Minutes of the April 2, 2021 meeting.

RECOMMENDED ACTION:

Approve Minutes of the April 2, 2021 Board Meeting.

Faye Thomas
Clerk of the Boards

FT:cmw

FRIDAY, APRIL 2, 2021

Notice having been duly given, the regular meeting of the South Coast Air Quality Management District Board was conducted remotely via video conferencing and telephone. Members present:

William A. Burke, Ed.D., Chairman
Speaker of the Assembly Appointee

Mayor Pro Tem Ben Benoit, Vice Chairman
Cities of Riverside County

Supervisor Lisa A. Bartlett
County of Orange

Mayor Pro Tem Michael A. Cacciotti
Cities of Los Angeles County – Eastern Region

Senator Vanessa Delgado (Ret.)
Senate Rules Committee Appointee

Gideon Kracov
Governor's Appointee

Supervisor Sheila Kuehl
County of Los Angeles

Mayor Pro Tem Larry McCallon
Cities of San Bernardino County

Supervisor V. Manuel Perez
County of Riverside

Vice Mayor Rex Richardson
Cities of Los Angeles County – Western Region

Mayor Pro Tem Carlos Rodriguez
Cities of Orange County

Supervisor Janice Rutherford
County of San Bernardino

Member absent:

Council Member Joe Buscaino
City of Los Angeles

CALL TO ORDER: Chairman Burke called the meeting to order at 9:00 a.m.

- Pledge of Allegiance: Led by Supervisor Bartlett
- Roll Call
- Opening Comments

Mayor Pro Tem McCallon announced that the MSRC approved multiple awards for zero and near-zero emissions trucking and cargo handling equipment in Riverside and San Bernardino counties. The MSRC is seeking the Board's approval today for these contract awards. He noted that the awardees are committed to implement air pollution reduction strategies that reduce emissions from goods movement operations.

Mayor Pro Tem Cacciotti shared photos of a commercial electric lawn and garden equipment demonstration event in Yorba Linda. He commented on the surge in catalytic converter thefts and shared photos that showed where the catalytic converter was stolen from the exhaust system on his Toyota Prius.

Mayor Pro Tem Rodriguez expressed appreciation to Mayor Pro Tem Cacciotti and staff for taking the time to come to Yorba Linda for the electric lawn and garden equipment demonstration.

Supervisor Perez expressed appreciation to Dr. Jo Kay Ghosh, Director of Community Air Programs/Health Effects Officer, and staff for their efforts to educate and start collaboration with the Eastern Coachella Valley AB 617 communities and the Salton Sea authority. He stressed the need for communication and collaboration with other government agencies and non-profits. He thanked Executive Director Sylvia Paz of Alianza Coachella Valley for the organization's grassroots efforts to bring together community members, nonprofits, and government to promote environmental, health and economic issues in the Coachella Valley region.

PUBLIC COMMENT PERIOD – (Public Comment on Non-Agenda Items, Pursuant to Government Code Section 54954.3)

Elliot Gonzales, Long Beach resident, commented on the consequences of continued reliance on fossil fuels, noting its harmful effects on health and the environment. He emphasized the need to rely on clean energy to power communities, homes, buildings, and transportation systems, to create a healthy future for children.

Sarah Wiltfong, BizFed (Los Angeles County Business Federation), summarized their concerns with the warehouse Indirect Source Rule (ISR), noting that the rule is not feasible, there is no clear proof how many emission reductions will be achieved, the

legality of the mitigation fee and that the rule duplicates statewide regulations that address zero emissions goals.

Robert Benz, Benz Air Engineering, expressed concern that additional costs to implement Rule 1146 - Emissions of Oxides of Nitrogen from Industrial, Institutional and Commercial Boilers, Steam Generators, and Process Heaters, are biased against the South Coast AQMD BARCT/BACT technology. He requested that the Board agendize a technical and economic review of the rule.

Monica Heger, Earthjustice
Jan Victor Andasan, East Yard Communities for Environmental Justice (EYCEJ)/
Carson resident

Spoke in support of a strong Refinery Rule 1109.1 - NOx Reductions From Refinery and Refinery Related Equipment, for refineries to upgrade old equipment that do not have pollution controls. Expressed concerns with repeated delays. Commented on the high number of bad ozone pollution days in 2020, and the adverse health effects associated with NOx emissions from refineries. Urged the Board to adopt a 2 ppm NOx BARCT limit, which is feasible and cost effective. Requested there be no further delays to the adoption of the rule.

Michelle Lewis, Long Beach resident
Darrell Peeden, SBX Youth and Family Services/Moreno Valley USD Board Member
Faraz Rizvi, Center for Community Action and Environmental Justice (CCA EJ)
Alyssa Bell, North East Los Angeles (NELA) Climate Collective
Moses Huerta, Paramount resident
Kathy Hoang, Partnership for Working Families

Expressed support for a strong and enforceable warehouse ISR to regulate goods movement sources that release diesel emissions in environmental justice communities, and urged there be no further delays to the adoption schedule. Stated that the logistics industry can afford to invest in zero emissions technology, noting the substantial profits the industry earned during the pandemic. Noted that the warehouse ISR has the potential to move the transition to clean energy forward, as well as clean energy jobs.

Harvey Eder, Public Solar Power Coalition, expressed support for complete and equitable solar conversion. He commented on the Biden Administration's climate plan, difficulties he experienced filing legal documents in Federal Court and process problems. He requested that the election of the Board Chair and Vice Chair be agendized for a future meeting.

Yassi Kavezade, Sierra Club My Generation Campaign, emphasized the need for a warehouse ISR, noting that incentives and subsidies for near-zero equipment have not resulted in improvement in air quality. She questioned comments about the feasibility of the rule and stressed the need for bold and innovative regulatory policies that are fair, equitable and improve our livelihoods.

Emily Spokes, North East Los Angeles (NELA) Climate Collective, expressed concerns about comments made by industry in opposition to the warehouse ISR. She emphasized the need to adopt a strong warehouse rule to help prevent the suffering of women and children from environmental cancers.

Ranji George, a member of the public, requested that Chairman Burke recognize Mr. Eder for his diligence in attending South Coast AQMD meetings to promote solar energy. He also requested that staff look for creative solutions to advance the application of solar water heating.

Chairman Burke stated that over the years he has inquired about the viability of solar water heating and has acknowledged Mr. Eder's commitment as an advocate for solar energy.

Peter Herzog, NAIOP – Commercial Real Estate Development Association
Matthew Hargrove, California Business Properties Association
Mike Williams, International Warehouse Logistics Association
Rex Hime, California Business Properties Association

Expressed concerns that the warehouse ISR is complex, costly and duplicative and that it will not offer meaningful emission reductions while imposing a significant cost burden on warehouses. Noted that the potential for emission reductions and SIP credit is uncertain. Expressed concerns that the mitigation fee is a tax and questioned the legal authority of the South Coast AQMD for the proposed rule. Commented on the importance of warehouses to the supply chain, noting they have been deemed as essential businesses during the pandemic and provide a broad range of jobs for people with all levels of education and skill sets.

Julia May, Communities for a Better Environment (CBE), expressed frustration about delays in the PR 1109.1 public hearing schedule. She stated that many of the refineries with decades-old equipment that do not have modern controls are concentrated in communities of color. She emphasized the need for a strong and expeditious refinery rule, noting that the AB 617 Community Emissions Reduction Plans (CERPs) identified refineries as a high priority.

Jessica Craven, NELA Climate Collective and California Democratic Party Platform Committee, questioned comments about the costs to implement the warehouse rule, noting that the goods movement industry is earning record profits and can afford to implement the requirements. She expressed concern that there is discussion underway for less stringent requirements that would exempt a significant number of warehouses from the rule. She also expressed frustration that industry plans to meet with Board members to present their viewpoint.

Chairman Burke added that most Board members meet with all stakeholders and encouraged Ms. Craven and others to request meetings.

Florence Gharibian, Environmental Justice Network/Del Amo Action Committee, commented on the series of South Coast AQMD rules that regulate hexavalent chromium emissions from metal finishing facilities. She expressed concern for residents, schools and other sensitive receptors located close to metal finishing facilities and emphasized the importance for the regulated community to understand what each of the rules require, and how they will be implemented, enforced and work to reduce emissions.

Jessica Alvarenga, Pacific Merchant Shipping Association, reiterated many of the concerns expressed by other industry representatives and urged the Board to delay the adoption of the warehouse ISR until key issues that have been raised are adequately addressed.

Chris Chavez, Coalition for Clean Air/Wilmington, West Long Beach, Carson AB 617 Community Steering Committee member, spoke in support of a strong warehouse ISR, and questioned comments made about the infeasibility of the rule and legality of the mitigation fee. He commented on the adverse health effects of diesel particulate matter from trucks serving warehouses on communities near goods movement facilities and along transportation corridors. He stated that the outcome of the warehouse ISR will test the Board's commitment to the AB 617 communities, which identified the warehouse ISR as a strategy in their CERPS. It will also demonstrate the South Coast AQMD's ability to regulate other indirect sources.

Angie Balderas, Sierra Club/AB 617 San Bernardino, Muscoy Community Steering Committee co-host, spoke in support of the warehouse ISR, noting its importance for heavily impacted communities, especially communities of color. She expressed frustration with comments that describe the rule as complex and stated that she has met with some Board members and would like to meet with others

Mirella Deniz-Zaragoza, Warehouse Workers Resources Center
Luis Alejandro Montes Jr., Inside Sustainability

Spoke in support of the warehouse ISR. Expressed concerns that a lucrative company like Amazon is being awarded public funding for a project that is mostly for natural gas trucks. Stated that natural gas is a fossil fuel that needs to be phased out, and emphasized the need for the transition to 100 percent renewable energy. Commented on Amazon's poor worker safety record, violations of workers' rights and anti-union stance. Urged the Board to support the warehouse ISR and hold logistics companies accountable for cleaning up their contribution to air pollution.

Ivette Torres, University of Riverside (CE-CERT), expressed frustration with comments in opposition of the warehouse ISR. The rule is needed to reduce emissions because communities continue to pay the price from being exposed to NOx and particulate matter emissions. She commented on the need to push the logistics industry toward electrification of trucks instead of relying on near-zero emissions natural gas, which is a fossil fuel. She expressed concern that a highly profitable company like Amazon is being awarded public funds and that the contract award is mostly for near-zero emissions natural gas trucks.

Alexis Willis, University of Redland student, noted that the distribution and placement of industries that contribute to high pollution are mainly in low-income minority communities. She stated that the Board has the privilege to change the lives of residents in those communities by supporting the warehouse ISR.

Robina Suwol, California Safe Schools, commented on Rule 1469.1 - Spraying Operations Using Coatings Containing Chromium, and expressed appreciation to staff for facilitating a collaborative environment for the public, industry and environmentalists during the rule development process. She requested that South Coast AQMD prioritize inspections for facilities that are located within 1,000 feet of schools and residents. She thanked Chairman Burke for his years of public service and leadership and wished him well.

Todd Campbell, Clean Energy, expressed disappointment with comments that criticize near-zero emission natural gas trucks and call it a fossil fuel, noting that near-zero emission trucks that run on renewable fuel can reduce NOx emissions comparable to zero emission trucks. He also noted that renewable natural gas received low carbon fuel credits under CARB's Low Carbon Fuel Standard program. He urged support for giving near-zero emission trucks and renewable natural gas fueling stations points in the proposed warehouse ISR similar to zero emission trucks and infrastructure.

Tammy Yamasaki, Southern California Edison (SCE)/San Bernardino, Muscoy AB 617 Community Steering Community member, spoke in support of the warehouse ISR. The rule has the potential to achieve emission reductions that are needed to reach attainment as well as address local public health concerns for communities near warehouses, noting that the San Bernardino, Muscoy Community Steering Committee and residents are counting on the warehouse ISR. She stressed the importance of zero emissions technologies and stated that SCE is committed to helping identify electric infrastructure solutions to meet regulatory compliance while minimizing costs.

Carlo De La Cruz, Sierra Club, questioned comments about the infeasibility and duplicative nature of the warehouse ISR. He stated that the rule is flexible, will create SIP credit and is needed to meet federal attainment deadlines and standards. The warehouse ISR was also identified as a control strategy in the 2016 AQMP and AB 617 CERPs. He noted that battery electric or zero emissions are the only technologies to get us to a cleaner future.

Jen Simmons, Sierra Club, expressed frustration with comments that the warehouse ISR places undue financial burden on an industry that provides good jobs and an essential service that people need. She stated that passing a strong warehouse ISR will save the lives of people living in communities located near warehouses, noting that poor air quality causes respiratory illnesses and exacerbates COVID-19 morbidity.

Written Comments Submitted Re: Clean Fuels Program by:
Andris R. Abele

CONSENT CALENDAR

1. Approve Minutes of March 5, 2021 Board Meeting
2. Set Public Hearings May 7, 2021 to:
 - A. Adopt Executive Officer's FY 2021-22 Proposed Goals and Priority Objectives and Proposed Budget
 - B. Determine That Proposed Amendments to Rule 1469.1 – Spraying Operations Using Coatings Containing Chromium, Are Exempt from CEQA, and Amend Rule 1469.1

Items 3 through 9 - Budget/Fiscal Impact

3. Amend Contract for Development of Battery Powered Locomotive Project
4. Issue RFQ for Technical Assistance to Support South Coast AQMD's Technology Advancement Activities and Implementation Efforts
5. Authorize Executive Officer to Execute Agreement, Establish Special Revenue Fund, Recognize Revenue, Transfer Funds, Issue RFP and Execute Contract(s) to Develop a Real-Time Air Monitoring Network and Symptom and Incident Reporting System and Reimburse General Fund for Administrative Costs
6. Execute Contract for Biennial Audit of Motor Vehicle Registration Revenues for FYs 2017-18 and 2018-19
7. Transfer and Appropriate Funds and Execute Contracts for Short and Long-Term Systems Development, Maintenance and Support Services
8. Approve Telework Stipend Proposal for Professional Unit Employees
9. Approve Modification of Program and Reallocation of Funds, and Approve Awards as Approved by MSRC

Items 10 through 15 – Information Only/Receive and File

10. Legislative, Public Affairs and Media Report

11. Hearing Board Report
12. Civil Filings and Civil Penalties Report
13. Lead Agency Projects and Environmental Documents Received
14. Rule and Control Measure Forecast
15. Status Report on Major Ongoing and Upcoming Projects for Information Management

Board Member Kracov noted that he has no financial interest in Item No. 5 but is required to identify for the record that he is a Board Member of CARB, which is involved in this item.

Mayor Pro Tem Cacciotti noted that he has no financial interest in Item No. 5 but is required to identify for the record that he is a Deputy Attorney General for the State of California Department of Justice, which is involved in this Item.

Supervisor Kuehl noted that she has no financial interest in Item No. 5 but is required to identify for the record that she is a Supervisor for Los Angeles County, which is involved in this item.

Agenda Items No. 9 and 14 were held for comment and discussion.

9. Approve Modification of Program and Reallocation of Funds, and Approve Awards as Approved by MSRC

Shaun Martinez, Teamsters
Adan Alvarez, Teamsters (Local 396)
Andres Garcia, Peoples Collective for Environmental Justice
Elliott Gonzalez, a member of the public
Kathy Hoang, Partnership for Working Families
Iris Verduzo, EYCEJ
Michael Muñoz, Los Angeles For A New Economy
Cindy Donis, EYCEJ

Expressed concerns that public funds are being awarded to a lucrative company like Amazon and highlighted the company's poor labor record and violations of workers' rights to unionize, noting that the contract being awarded is for mostly near-zero emission natural gas trucks. Emphasized the need for funds to be prioritized for zero emission technologies and given to employers that do not violate labor laws and contribute to the community through providing good paying jobs. Noted that three years ago South Coast AQMD committed to include language in RFPs requiring that applicants disclose any labor violations. Urged the

Board to pull Agenda Item No. 9 and direct staff to fully vet the labor records of the contractors.

Chairman Burke inquired about the South Coast AQMD Board's role in approving MSRC awards, vetting the labor record of awardees, and what would happen if all of the awards were disapproved.

General Counsel Bayron Gilchrist confirmed that the Board cannot make modifications to the awards. The Board can only approve or disapprove all of the awards. The MSRC is a separate entity so if the awards are disapproved and sent back to the MSRC with recommendations, it would be at the discretion of the MSRC to make the modifications. He noted that about three years ago staff began including language in South Coast AQMD contracts requiring that companies disclose labor violations.

Chairman Burke questioned why the commenters had not articulated their concerns to the MSRC.

Ranji George, a member of the public, commented that solar energy is an environmental solution to transition toward zero emissions. He expressed disappointment about the substantial funding that MSRC has allocated to electric and battery technologies over the years. He recommended that more funding be allocated to fuel cell technologies, noting that other countries are investing in hydrogen fuel technologies.

Harvey Eder expressed support for hydrogen that comes from solar energy instead of natural gas or fossil fuels.

Mayor Pro Tem Cacciotti acknowledged that the comments were meaningful and asked whether the award to Amazon could be reduced and the remaining funds distributed to local companies.

Mr. Gilchrist explained that recommendations by the Board to modify the awards or the funding allocations are at the MSRC's discretion.

Mayor Pro Tem McCallon commented that the proposals went through the same RFP process that South Coast AQMD utilizes. Amazon's proposal met the requirements specified in the RFP and the work program was approved by the MSRC.

Todd Campbell, Clean Energy, expressed disappointment with comments describing renewable natural gas as a fossil fuel and noted that near-zero emission trucks reduce NOx emissions and can deliver carbon negative outcomes. He emphasized the need to embrace all strategies and all technologies given the immediate need to address climate change and reduce emissions in disadvantaged communities. He urged the Board to approve this item.

Mayor Pro Tem Cacciotti stated that he was pleased to see that so many proposals were submitted and commented on the need to offer incentives to transition to cleaner energy. He commended the solicitations; and requested that future solicitations focus on projects that reduce pollution emissions from diesel trucks related to goods movement in Los Angeles and Orange Counties. He expressed support for the recommended contract awards and moved to approve Agenda Item No. 9 with a friendly amendment.

MAYOR PRO TEM CACCIOTTI MOVED TO APPROVE AGENDA ITEM NO. 9 WITH A FRIENDLY AMENDMENT TO DISAPPROVE THE AMAZON CONTRACT AWARD AND REQUEST THAT THE MSRC CONSIDER REALLOCATING PART OR ALL OF THE FUNDS TO OTHER QUALIFIED APPLICANTS, AND FOR THE MSRC TO REPORT BACK TO THE BOARD ON HOW APPLICANTS WERE ASSESSED FOR COMPLIANCE WITH FAIR LABOR PRACTICES.

Mr. Gilchrist reiterated that the Board can only approve or disapprove all of the contract awards.

MAYOR PRO TEM CACCIOTTI MADE A SUBSTITUTE MOTION TO DISAPPROVE AGENDA ITEM NO. 9 WITH A REQUEST FOR THE MSRC TO RECONSIDER THE AMAZON CONTRACT AWARD AND REALLOCATE ALL OR PART OF THE FUNDS TO OTHER QUALIFIED APPLICANTS, AND RETURN TO THE BOARD AT A SUBSEQUENT MEETING FOR CONSIDERATION. THE MOTION WAS SECONDED BY SUPERVISOR PEREZ.

Vice Mayor Richardson requested that the substitute motion include directing staff to send a letter to MSRC requesting that large companies match funds invested by the MSRC.

Mayor Pro Tem McCallon stated that matching funds were a requirement in the RFP. He expressed opposition to the motion because there was a lot of work that went into the process and there may be issues with making modifications to the contracts at this stage of the process.

In response to Board Member Kracov's inquiry, Mayor Pro Tem McCallon responded that these concerns had not been expressed to the MSRC in public.

Vice Chair Benoit explained that the MSRC took a systematic approach with a lot of time spent focusing on diesel truck emissions from goods movement activities. Amazon brought forward a good proposal with matching funds and this is a great opportunity to move forward with goods movement as a priority. The projects approved by the MSRC were substantive, robust and will achieve needed emission reductions.

Mr. Nastri commented on the MSRC's commitment to focus on NOx reductions, which these projects will achieve. He also noted that provisions are included in contracts that require compliance with all applicable laws.

Dr. Matt Miyasato, Chief Technologist/Science & Technology Advancement, stated that Amazon applied for both zero and near-zero emission technologies and is providing significant cost share. The incentive programs are structured to require that applicants be well-capitalized companies. He commented on the common misperception that zero emission trucks are widely available. He emphasized the need to move forward with a 90 percent cleaner technology that is currently available and can be deployed in mass numbers to achieve high penetration. MSRC is doing a significant amount of co-funding to help with the AQMP.

Mr. Gilchrist noted that general language is included in all contracts that requires compliance with all applicable laws, but contracts directly funded by South Coast AQMD also includes language related to labor law violations. He stated that staff would look into whether South Coast AQMD has the authority to include the same language in MSRC contracts.

Supervisor Kuehl stated that she would not be supporting the substitute motion. She is supportive of labor issues but disapproving the item would delay funding for the other grantees. She added that the purpose in awarding these funds is for projects that reduce air pollution with zero and near-zero emission technologies.

Board Member Kracov stated that the projects being discussed demonstrate that the technology is available to satisfy the compliance requirements in the warehouse ISR and that South Coast AQMD knows how to spend funds in a variety of ways to get emission reductions in the near term. Taking into consideration comments from fellow Board members he moved to amend the substitute motion.

BOARD MEMBER KRACOV MOVED TO AMEND THE SUBSTITUTE MOTION TO APPROVE AGENDA ITEM NO. 9, AND DIRECT STAFF TO SEND A LETTER TO THE MSRC ADDRESSING COMPLIANCE WITH LABOR STANDARDS AND TO CONSIDER INCLUDING LANGUAGE FOR LABOR LAW VIOLATIONS IN THE CONTRACTING PROCESS. MAYOR PRO TEM CACCIOTTI WITHDREW HIS SUBSTITUTE MOTION AND SECONDED THE AMENDMENT TO HIS SUBSTITUTE MOTION.

Vice Mayor Richardson noted the importance of providing feedback to the MSRC in a letter that addresses labor concerns. He also noted the need to respect the process and not penalize other companies.

Supervisor Perez emphasized the need to address labor concerns with all applicants seeking funding.

Vice Chair Benoit stated that he would convey the messages and concerns to the MSRC.

14. Rule and Control Measure Forecast

Chris Chavez expressed disappointment that PR1109.1 is being delayed again and that the proposed amendments are being weakened. Since a refinery rule was included in the Wilmington, Carson, West Long Beach AB 617 CERP, adopting a strong rule is an opportunity to fulfill the commitment made to that community.

MOVED BY MCCALLON TO APPROVE AGENDA ITEMS 1 THROUGH 15 AS RECOMMENDED WITH THE AMENDED SUBSTITUTE MOTION BY BOARD MEMBER KRACOV FOR AGENDA ITEM NO. 9 THAT DIRECTS STAFF TO FORWARD A LETTER TO THE MSRC TO ADDRESS CONCERNS WITH LABOR LAW VIOLATIONS AND A RECOMMENDATION THAT THE MSRC CONSIDER INCLUDING LANGUAGE IN THEIR CONTRACTING PROCESS REGARDING THE REPORTING OF LABOR LAW VIOLATIONS. THE MOTION WAS SECONDED BY BENOIT AND APPROVED BY THE FOLLOWING VOTE:

AYES: Bartlett, Benoit, Burke, Cacciotti, Delgado, Kracov, Kuehl, McCallon, Perez, Richardson, Rodriguez, and Rutherford

NOES: None

ABSENT: Buscaino

Item 16 - Staff Presentation/Board Discussion

16. Budget and Economic Outlook Update (*Presentation in Lieu of Board Letter*)

Jill Whynot, Chief Operating Officer, gave an overview of the presentation on Item No. 16 to provide an update on economic indicators and South Coast AQMD metrics and economic implications.

Chairman Burke noted that the agency has done well through the pandemic and is pleased to be leaving the Board in a financially solvent position.

PRESENTATION ONLY; NO ACTION REQUIRED

Items 17 through 24 - Reports for Standing Committees and CARB

17. Administrative Committee
18. Legislative Committee
19. Special Legislative Committee
20. Mobile Source Committee
21. Stationary Source Committee
22. Technology Committee
23. Mobile Source Air Pollution Reduction Review Committee
24. California Air Resources Board Monthly Report

Agenda Item Nos. 18 and 19 were held for comment and Discussion

25. **Items Deferred from Consent and Board Calendars**

18. Legislative Committee

Supervisor Rutherford expressed concern with legislative bills in Agenda Item Nos. 18 and 19 that seek to expand the South Coast AQMD Board membership or dilute local control and authority. She did not support the Legislative Committee's recommendation to work with the authors and instead believed they should have taken the position to oppose. She requested that each bill be voted on separately to reflect her "no" vote to the Committee's recommendations.

Mayor Pro Tem McCallon concurred with Supervisor Rutherford and expressed opposition to the legislative bills in Agenda Item Nos. 18 and 19 that would increase the number of members on the Board or erode local control. He expressed concern that AB 1547 (Reyes) is an attempt to take land use authority away from local government.

Supervisor Kuehl expressed her support for the Legislative Committee's recommendations. She commented on the importance of local representation on the Board that may include those who represent a lot of people through their advocacy work. She emphasized the need to work with the authors because it provides the opportunity to have input into the process to ensure that potential appointees live in the South Coast Air District.

Supervisor Perez noted that local control is a concern but agrees that it is important to work with the authors to have a seat at the table and understand the motivation for these bills.

Vice Mayor Richardson commented on the challenges of ensuring fair representation in local government. He emphasized the importance of working with the authors to be involved in the legislative process to address concerns and ensure communities have equitable representation on the Board.

In response to Supervisor Bartlett's request to hold a separate vote on each legislative bill, Chairman Burke asked for a motion to approve Agenda Item Nos. 17 through 25, except Agenda Item Nos. 18 and 19.

MOVED BY CACCIOTTI, SECONDED BY
BARTLETT, AGENDA ITEMS 17, AND 20
THROUGH 24, APPROVED AS
RECOMMENDED, TO RECEIVE AND FILE
THE COMMITTEE, MSRC AND CARB
REPORTS, BY THE FOLLOWING VOTE:

AYES: Bartlett, Benoit, Burke, Cacciotti,
Delgado, Kracov, Kuehl, McCallon,
Perez, Richardson, Rodriguez, and
Rutherford

NOES: None

ABSENT: Buscaino

MOVED BY CACCIOTTI, SECONDED BY
KUEHL, TO RECEIVE AND FILE AGENDA
ITEM NO. 18 (LEGISLATIVE COMMITTEE
REPORT) AND APPROVE THE LEGISLATIVE
COMMITTEE'S RECOMMENDATION FOR
AB 96 (O'DONNELL) AS SET FORTH BELOW,
BY THE FOLLOWING VOTE:

AYES: Bartlett, Benoit, Burke, Cacciotti,
Delgado, Kracov, Kuehl, McCallon,
Perez, Richardson, Rodriguez, and
Rutherford

NOES: None

ABSENT: Buscaino

LEGISLATIVE COMMITTEE'S RECOMMENDATIONS

Agenda Item	Recommendation
AB 96 (O'Donnell) California Clean Truck, Bus, and Off-Road Vehicle and Equipment Technology Program	Support
AB 1296 (Kamlager) South Coast Air Quality Management District Board: Membership	No Position

19. Special Legislative Committee

MOVED BY CACCIOTTI, SECONDED BY
PEREZ, TO RECEIVE AND FILE AGENDA
ITEM NO. 19 (LEGISLATIVE COMMITTEE
REPORT); AND

1) APPROVE THE LEGISLATIVE
COMMITTEE'S RECOMMENDATION ON
AB 426 (BAUER-KAHAN) AS SET FORTH
BELOW. THE MOTION PASSED BY THE
FOLLOWING VOTE:

AYES: Burke, Cacciotti, Delgado, Kracov,
Kuehl, Perez, Richardson

NOES: Bartlett, Benoit, McCallon, Rodriguez,
and Rutherford

ABSENT: Buscaino

LEGISLATIVE COMMITTEE'S RECOMMENDATION

Agenda Item	Recommendation
AB 426 (Bauer-Kahan) Toxic air contaminants	Work With Author

2) APPROVE THE LEGISLATIVE COMMITTEE'S RECOMMENDATION ON AB 1547 (REYES) AS SET FORTH BELOW. THE MOTION PASSED BY THE FOLLOWING VOTE:

AYES: Burke, Cacciotti, Delgado, Kracov, Kuehl, Perez, Richardson

NOES: Bartlett, Benoit, McCallon, Rodriguez, and Rutherford

ABSENT: Buscaino

LEGISLATIVE COMMITTEE'S RECOMMENDATION

Agenda Item	Recommendation
AB 1547 (Reyes) Air pollution: warehouse facilities	Work With Author

3) APPROVE THE LEGISLATIVE COMMITTEE'S RECOMMENDATION ON AB 1296 (KAMLAGER) AS SET FORTH BELOW. THE MOTION PASSED BY THE FOLLOWING VOTE:

AYES: Burke, Cacciotti, Delgado, Kracov, Kuehl, Perez, Richardson

NOES: Bartlett, Benoit, McCallon, Rodriguez, and Rutherford

ABSENT: Buscaino

LEGISLATIVE COMMITTEE RECOMMENDATION

Agenda Item	Recommendation
AB 1296 (Kamlager) South Coast Air Quality Management District: District Board: Membership	Work With Author

4) MOVED BY KUEHL, SECONDED BY PEREZ TO APPROVE THE LEGISLATIVE COMMITTEE'S RECOMMENDATION ON SB 342 (GONZALEZ) AS SET FORTH BELOW. THE MOTION PASSED BY THE FOLLOWING VOTE:

AYES: Burke, Cacciotti, Delgado, Kracov, Kuehl, Perez, Richardson,

NOES: Bartlett, Benoit, McCallon, Rodriguez, and Rutherford

ABSENT: Buscaino

LEGISLATIVE COMMITTEE RECOMMENDATION

Agenda Item	Recommendation
SB 342 (Gonzalez) South Coast Air Quality Management District: Board Membership	Work With Author

PUBLIC HEARING

26. Determine That Proposed Amendments to Rule 1426 – Emissions from Metal Finishing Operations, and Rule 1469 – Hexavalent Chromium Emissions from Chromium Electroplating and Chromic Acid Anodizing Operations, Are Exempt from CEQA, and Amend Rule 1426 and Rule 1469

Jillian Wong, Planning and Rules Manager, gave the staff presentation on Item No. 26.

The public hearing was opened, and the following individuals addressed the Board on Item 26.

Harvey Eder expressed concerns about the harmful health effects from natural and renewable gas, benzene and formaldehyde and the need to re-evaluate solar conversion in all rules and permitting processes.

Ranji George expressed concerns with the substantial amount of cobalt and nickel found in batteries that will contribute to emissions when they are recycled.

Jerry Desmond, Metal Finishing Association of Southern California, expressed appreciation for the consideration that staff gave to the impact that the pandemic has had on industry by allowing additional time for the building enclosure, housekeeping and best management practices requirements in the rule.

Moses Huerta, Paramount resident, thanked staff for rulemakings over the last few years that address emissions from hexavalent chromium. He commented on health issues affecting the community and urged the Board to continue supporting regulations that reduce or eliminate emissions from hexavalent chromium.

There being no further testimony on this item, the public hearing was closed.

MOVED BY MCCALLON, SECONDED BY CACCIOTTI, AGENDA ITEM NO. 26 APPROVED AS RECOMMENDED, ADOPTING RESOLUTION NO. 21-8 DETERMINING THAT PROPOSED AMENDED RULE 1426 – EMISSIONS FROM METAL FINISHING OPERATIONS AND PROPOSED AMENDED RULE 1469 – HEXAVALENT CHROMIUM EMISSIONS FROM CHROMIUM ELECTROPLATING AND CHROMIC ACID ANODIZING OPERATIONS ARE EXEMPT FROM THE REQUIREMENTS OF CEQA AND AMENDING RULE 1426 – EMISSIONS FROM METAL FINISHING OPERATIONS AND RULE 1469 – HEXAVALENT CHROMIUM EMISSIONS FROM CHROMIUM ELECTROPLATING AND CHROMIC ACID ANODIZING OPERATIONS, BY THE FOLLOWING VOTE:

AYES: Bartlett, Benoit, Burke, Cacciotti, Delgado, Kracov, Kuehl, McCallon, Perez, Richardson, Rodriguez, and Rutherford

NOES: None

ABSENT: Buscaino

OTHER BUSINESS

- Election of Chair and Vice Chair for Term May 2021 to January 2022

Chairman Burke opened the nominations for Chair and Vice Chair and nominated Vice Chair Benoit as Chair and Senator Delgado as Vice Chair. Supervisor Perez seconded the nominations.

There being no other nominations, Chairman Burke announced the election by acclamation of Vice Chair Benoit as Chair and Senator Delgado as Vice Chair for the period May 1, 2021 to January 14, 2022.

Vice Chair Benoit expressed gratitude to Chairman Burke and his fellow Board members for their support.

Chairman Burke and several Board members congratulated Vice Chair Benoit and Senator Delgado.

Harvey Eder stated his request for Supervisor Kuehl as Chair and Mayor Pro Tem Cacciotti as Vice Chair.

CLOSED SESSION

There was no closed session.

ADJOURNMENT

There being no further business, the meeting was adjourned by Vice Chairman Benoit at 12:50 p.m.

The foregoing is a true statement of the proceedings held by the South Coast Air Quality Management District Board on April 2, 2021.

Respectfully Submitted,

Faye Thomas
Clerk of the Boards

Date Minutes Approved: _____

Dr. William A. Burke, Chairman

ACRONYMS

AQMP = Air Quality Management Plan

BARCT = Best Available Retrofit Control Technology

BACT = Best Available Control Technology

CARB = California Air Resources Board

CEQA = California Environmental Quality Act

FY = Fiscal Year

ISR = Indirect Source Rule

MSRC = Mobile Source (Air Pollution Reduction) Review Committee

NOx = Oxides of Nitrogen

PM = Particulate Matter

RECLAIM = Regional Clean Air Incentives Market

RFQ = Request for Quotations

SIP = State Implementation Plan

U.S. EPA = United States Environmental Protection Agency

BOARD MEETING DATE: May 7, 2021

AGENDA NO. 2

PROPOSAL: Set Public Hearings June 4, 2021 to Consider Adoption of and/or Amendments to South Coast AQMD Rules and Regulations:

A. Determine That Proposed Amendments to Rule 1466 – Control of Particulate Emissions from Soils with Toxic Air Contaminants, Are Exempt from CEQA; and Amend Rule 1466

Proposed Amended Rule 1466 will clarify and streamline existing provisions, update monitoring requirements, enhance specific dust control measures, revise alternative provisions, and add additional notification and recordkeeping requirements. This action is to adopt the Resolution: 1) Determining that the proposed amendments to Rule 1466 – Control of Particulate Emissions from Soils with Toxic Air Contaminants, are exempt from the requirements of the California Environmental Quality Act; and 2) Amending Rule 1466 – Control of Particulate Emissions from Soils with Toxic Air Contaminants. (Reviewed: Stationary Source Committee, March 19, 2021)

B. Certification of Nonattainment New Source Review and Clean Fuels for Boilers Compliance Demonstration for 2015 8-hour Ozone Standard

South Coast Air Basin (Basin) and Coachella Valley are designated as Extreme and Severe nonattainment areas, respectively, for the 2015 8-hour ozone standard. For these nonattainment areas, U.S. EPA requires submittal of a nonattainment NSR plan or plan revision. South Coast AQMD's existing SIP-approved nonattainment NSR program, which covers both the Basin and Coachella Valley and applies to new major stationary sources or major modifications to existing sources, satisfies this requirement. Therefore, no changes to the existing NSR program are needed to comply with the 2015 ozone standard nonattainment NSR requirements. For Extreme ozone nonattainment areas, the Clean Air Act also requires the use of clean fuels or advanced control technologies for electric utility and industrial and commercial boilers that emit more than 25 tons of NO_x per year. This

requirement is fulfilled through South Coast AQMD Rule 1146, NOx RECLAIM program (Rule 2002 and Rule 2004), and Rule 1303 which regulate NOx emissions from existing, new or modified boilers. This action is to adopt the Resolution: 1) Certifying the Nonattainment NSR and Clean Fuels for Boilers Compliance Demonstration for 2015 8-hour Ozone Standard; and 2) Directing staff to forward the Certification to CARB for approval and subsequent submission to U.S. EPA for inclusion in the SIP. (Review: Stationary Source Committee, May 21, 2021)

C. Determine That 2021 PM10 Maintenance Plan for South Coast Air Basin Is Exempt from CEQA and Approve 2021 PM10 Maintenance Plan for South Coast Air Basin

The South Coast Air Basin was designated as attainment for the 24-hour average PM10 National Ambient Air Quality Standard (NAAQS) by U.S. EPA on July 26, 2013. A PM10 maintenance plan was submitted to U.S. EPA on April 28, 2010, which was approved as part of the redesignation. The Clean Air Act also requires that the State submit a subsequent maintenance plan eight years after an attainment redesignation to provide for maintenance of the NAAQS for a further 10 years after the period covered by the first maintenance plan (2023-2033). This 2021 PM10 Maintenance Plan includes a maintenance demonstration that the South Coast Air Basin will continue to attain the standard, verification of continued attainment, a commitment to a future monitoring network, a contingency plan, and provisions for contingency plan implementation. This plan also includes a description of PM10 sources, concentration trends, and emissions controls along with an analysis of past NAAQS exceedances during the first maintenance period. This action is to adopt the Resolution: 1) Determining that the 2021 PM10 Maintenance Plan for the South Coast Air Basin is exempt from the requirements of the California Environmental Quality Act; and 2) Approving the 2021 PM10 Maintenance Plan for the South Coast Air Basin, and directing staff to forward to CARB for approval and submission to U.S. EPA for inclusion in the SIP. (Review: Mobile Source Committee May 21, 2021)

The complete text of the proposed amendments, staff report and other supporting documents will be available from the South Coast AQMD's publication request line at (909) 396-2001, or from: Mr. Derrick Alatorre – Deputy Executive Officer/Public Advisor, South Coast AQMD, 21865 Copley Drive, Diamond Bar, CA 91765, (909) 396-2432, dalatorre@aqmd.gov and on the Internet (www.aqmd.gov) as of May 5, 2021.

RECOMMENDED ACTIONS:

Set Public Hearings June 4, 2021 to: Determine that the proposed amendments to Rule 1466 are exempt from CEQA and amend Rule 1466; certify the requirements for the Nonattainment NSR and Clean Fuels for Boilers Compliance Demonstration for the 2015 8-Hour Ozone Standard; and Determine that the 2021 PM10 Maintenance Plan for the South Coast Air Basin is exempt from CEQA and approve the 2021 PM10 Maintenance Plan for the South Coast Air Basin.

Wayne Natri
Executive Officer

ft

BOARD MEETING DATE: May 7, 2021

AGENDA NO. 3

PROPOSAL: Execute Contract for Global Positioning Systems Installation and Monitoring, Amend Awards for Carl Moyer and Community Air Protection Programs and Appropriate Funds for Proposition 1B - Goods Movement Emission Reduction and Lower Emission School Bus Programs

SYNOPSIS: To enhance enforcement of projects funded under the Carl Moyer Program, Global Positioning System (GPS) units are installed on marine vessels to monitor operations in the South Coast AQMD. On August 7, 2020, the Board approved the release of a Request for Proposals (RFP #P2021-01) to solicit bids from qualified GPS vendors. This action is to execute a contract for the installation of GPS units on incentive program-funded equipment and provide GPS data monitoring services in an amount not to exceed \$400,000 from the administrative portions of the Carl Moyer Program SB 1107 Fund (32) and Community Air Protection Fund (77). This action is to also amend awards under the Carl Moyer Program and Community Air Protection Program (CAPP). Lastly, this action is to appropriate up to \$75,200 and up to \$60,300 from the administrative portions of the Prop 1B Special Revenue Fund (81) and Carl Moyer AB 923 Special Revenue Fund (80), respectively, into Information Management's FYs 2020-21 and/or 2021-22 Budgets, Professional and Special Services and/or Capital Outlays Major Objects and reimburse the General Fund (01) using administrative funds, for development of the Grant Management Systems (GMS).

COMMITTEE: Technology, April 16, 2021; Recommended for Approval

RECOMMENDED ACTIONS:

1. Authorize the Chairman to execute a contract with CalAmp Wireless Networks Corporation to purchase, install and activate up to 250 Global Positioning Systems equipped with electronic monitoring units and provide monitoring services for incentive program-funded projects in an amount not to exceed \$400,000, including \$200,000 each from the administrative portions of the Carl Moyer Program SB 1107 Fund (32) and Community Air Protection Program Fund (77);

2. Amend awards, approved in January 2021, to Larsen Land and Cattle Co. LLC and R.A. Landreth Equipment Incorporated to increase the amount awarded from \$410,521 to \$438,882 from the Community Air Protection Program Fund (77), and from \$154,673 to \$379,982 from the Carl Moyer Program Fund (32), respectively;
3. Appropriate up to \$75,200 from the administrative portion of the Prop. 1B Goods Movement Special Revenue Fund (81) into Information Management's FYs 2020-21 and/or 2021-22 Budgets, Professional and Special Services and/or Capital Outlays Major Objects and reimburse the General Fund (01) using administrative funds for the development of the Proposition 1B Goods Movement Emission Reduction Program (Prop 1B) GMS; and
4. Appropriate up to \$60,300 from the administrative portion of the Carl Moyer Program AB 923 Special Revenue Fund (80) into Information Management's FYs 2020-21 and/or 2021-22 Budgets, Professional and Special Services and/or Capital Outlays Major Objects and reimburse the General Fund (01) using administrative funds for development of the Lower Emission School Bus Program GMS.

Wayne Nastri
Executive Officer

MMM:VW:WS

Background

South Coast AQMD administers voluntary incentive-based programs, such as the Carl Moyer Program, to reduce NOx and PM emissions from mobile sources. For marine vessel projects funded by South Coast AQMD incentive programs, including the Carl Moyer Program, Rule 2202 Air Quality Investment Program (AQIP) and Community Air Protection Program (CAPP) Incentives, South Coast AQMD requires that these marine vessels operate at least 75 percent of the time in South Coast AQMD waters, which is defined as the areas between the Northern Coastal Boundary of the Ventura and Los Angeles County border, and the Southern Coastal Boundary of the San Diego and Orange County border. As a condition of their contract, marine vessel project awardees must agree to the installation of a GPS device equipped with an electronic monitoring unit (EMU) to assist South Coast AQMD with enforcement of the 75 percent operational requirement. The basic function of the GPS unit is to determine location (latitude, longitude), time and date on a continuous or periodic basis. The EMU must be capable of storing data collected by the GPS for transmission to South Coast AQMD. Staff is also reviewing the option of expanding the use of GPS systems for locomotives and on-road heavy-duty trucks as part of an effort to devise effective strategies, such as a trade-down approach, for maximizing the use of limited incentive funds.

Requirements for GPS-EMU systems are that they accurately collect miles traveled or hours operated within South Coast AQMD boundaries and geo-fence regions, determine percent of operation within South Coast AQMD boundaries, track distance, and operate in all ambient temperatures and weather conditions in California. Monitoring data is transmitted to the South Coast AQMD in real-time and on a periodic basis.

On August 7, 2020, South Coast AQMD released RFP #P2021-01 to solicit bids from qualified vendors for the purchase, installation, tracking and monitoring of GPS devices equipped with EMUs for marine vessels, and potentially other types of vehicles and equipment.

In January 2021, the Board approved awards for “Year 22” Carl Moyer Program and SOON Provision. Staff has identified the need to adjust the funding amounts for Larsen Land and Cattle Co. LLC and R.A. Landreth Equipment, Inc. because of errors in data entry and project life determination.

In addition, the Board approved the release of Program Announcements for two incentive funding programs, including the Lower Emission School Bus Program in October 2020 and the Proposition 1B – Goods Movement Program in November 2020. To facilitate the application process for these programs, staff identified the need for an online application process and GMS. A new GMS was developed for these programs in time for the application period and greatly assisted many applicants with the application process and will maximize efficiencies with the internal review and approval processes.

Proposal

Staff recommends that the Board approve execution of a contract with CalAmp Wireless Networks Corporation in an amount not to exceed \$400,000 to purchase, install and activate GPS devices for marine vessels and other incentive program-funded equipment and provide GPS data monitoring services and GPS data reporting to South Coast AQMD to assist with enforcement of the 75 percent operational requirement within South Coast AQMD waters.

This action is also to amend two awards to Larsen Land and Cattle Co. LLC and R.A. Landreth Equipment, Inc. as specified below:

Applicant	Funding Source	Original Award (January 2021)	Recommended Award	Amount of Increase
Larsen Land and Cattle Co. LLC	AB 617 CAPP	\$410,521	\$438,882	\$28,361
R.A. Landreth Equipment, Inc.	Carl Moyer Program	\$154,673	\$379,982	\$225,309

The funding amount for Larsen Land and Cattle Co. LLC was increased by \$28,361 due to data entry errors. The project life for R.A. Landreth Equipment, Inc. was increased from two to five years as allowed by the Off-Road Regulation, and as a result, increased their award amount by \$225,309.

This action is to appropriate up to \$75,200 from the administrative portion of the Prop 1B Goods Movement Special Revenue Fund (81) and up to \$60,300 from the administrative portion of the Carl Moyer Program AB 923 Special Revenue Fund (80) into Information Management's FYs 2020-21 and/or 2021-22 Budgets, Professional and Special Services and/or Capital Outlays Major Objects, for the development of Prop 1B and Lower Emission School Bus Program GMS. This appropriation will reimburse expenses incurred for the initial development of the GMS systems that were released in time to assist and streamline the application process and to enhance efficiencies in staff review and approval processes for these programs.

Proposal Evaluation

Bids were solicited from qualified vendors for GPS-EMU systems, hardware and software providers and/or service providers that can meet the requirements discussed above. After no proposals were received by the initial November 2020 deadline, the deadline was extended to January 2021. Only one proposal was subsequently received by the closing date of the RFP.

Evaluation of the proposal was conducted by South Coast AQMD staff comprising of three panel members: two males and one female; two Asian/Pacific Islander and one Caucasian. The panel determined that CalAmp Wireless Networks Corporation met the requirements of the RFP.

Outreach

In accordance with South Coast AQMD's Procurement Policy and Procedure, a public notice advertising the RFP/RFQ and inviting bids was published in the Los Angeles

Times, the Orange County Register, the San Bernardino Sun, and Riverside County Press Enterprise newspapers to leverage the most cost-effective method of outreach to the South Coast Basin.

Additionally, potential bidders may have been notified utilizing South Coast AQMD's own electronic listing of certified minority vendors. Notice of the RFP/RFQ has been e-mailed to the Black and Latino Legislative Caucuses and various minority chambers of commerce and business associations and placed on South Coast AQMD's website (<http://www.aqmd.gov>).

Resource Impact

Total cost of the proposed contract with CalAmp Wireless Networks Corporation will be in an amount not to exceed \$400,000, including \$200,000 each from the administrative portion of the Carl Moyer Program SB 1107 Fund (32) and Community Air Protection AB 134 Fund (77).

The increase in award amounts for Larsen Land and Cattle Co. LLC and R.A. Landreth Equipment, Inc., will be from the Community Air Protection AB 134 Fund (77) and the Carl Moyer Program SB 1107 Fund (32), respectively.

Sufficient funding is available from the administrative portions of the Prop 1B Goods Movement Special Revenue Fund (81) in the amount up to \$75,200 for Prop 1B GMS development and from the Carl Moyer Program AB 923 Special Revenue Fund (80) in the amount up to \$60,300 for Lower Emission School Bus Program GMS development.

BOARD MEETING DATE: May 7, 2021

AGENDA NO. 4

PROPOSAL: Amend Contracts to Develop and Demonstrate Zero Emission Drayage Trucks and Add Funds for Administrative Assistance

SYNOPSIS: In March 2016, the Board approved execution of contracts for the Zero Emission Drayage Truck (ZEDT) project. CARB and South Coast AQMD staff propose to change scope and redistribute funds between Peterbilt and Volvo to assure project goals are met. This action is to authorize the Executive Officer to add \$1,254,491 to Volvo Technology of America, LLC contract to deploy two Class 8 battery electric trucks and charging infrastructure and reduce \$1,000,000 from Peterbilt Motors contract for the elimination of two Class 8 battery electric drayage trucks and add \$141,255 to a project implementation assistance contract to ensure completion of the ZEDT and Volvo LIGHTS projects, all from the Greenhouse Gas Reduction Projects Special Revenue Fund (67).

COMMITTEE: Technology, April 16, 2021; Recommended for Approval

RECOMMENDED ACTION:

Authorize the Executive Officer to amend the following contracts to develop and demonstrate zero emission drayage trucks using project and/or administrative funds from CARB in the Greenhouse Gas Reduction Projects Special Revenue Fund (67) as follows:

- a. Add \$1,254,491 to Volvo Technology of America, LLC contract to deploy two Class 8 battery electric trucks and charging infrastructure;
- b. Reduce \$1,000,000 from Peterbilt Motors contract for the elimination of two Class 8 battery electric drayage trucks; and
- c. Add \$141,255 to Green Paradigm Consulting, Inc. (GPCI) towards project implementation assistance for the ZEDT and Volvo LIGHTS projects.

Wayne Nastri
Executive Officer

Background

ZEDT Project

In March 2016, the Board recognized revenue from CARB and other funding partners and awarded contracts to develop and demonstrate zero emission drayage trucks (ZEDT) under CARB's Low Carbon Transportation Greenhouse Gas Reduction Fund (GGRF) investments. South Coast AQMD received four percent of the total grant for administrative funding.

The ZEDT project, a collaboration between South Coast and Bay Area AQMDs, San Joaquin Valley and San Diego APCDs, and San Diego Gas & Electric, is to develop a portfolio of commercially promising zero and near-zero emission drayage truck technologies for statewide demonstration for drayage applications in and around the Ports of Long Beach, Los Angeles, Oakland, Stockton and San Diego. The project has four original equipment manufacturers (OEMs) participating, including BYD Motors, Kenworth Truck Company, Peterbilt Motors and Volvo Technology of America, LLC.

In October 2018 and December 2019, the Board amended the four OEM contracts to reallocate funds among the project partners. CARB is extending the ZEDT project to April 15, 2022 to allow additional time for data collection and reallocate funds among the project partners.

Project Implementation Assistance for Clean Fuels Projects

Through a competitive bid process, Green Paradigm Consulting, Inc. (GPCI), has been providing technical expertise and project implementation assistance on various Clean Fuels and grant funded projects based on their expertise with alternative fuels, electric vehicles, and charging and fueling infrastructure. Additional funds are needed to continue this support.

Proposal

ZEDT Project

Peterbilt has experienced challenges in deploying and supporting additional battery electric trucks in the field due to staffing and resource issues. In order to deploy the required number of trucks for the ZEDT project, staff's proposal is for Volvo to deploy two Class 8 battery electric trucks certified by CARB at a fleet in the San Joaquin Valley. This will include funding for installation of charging infrastructure to support these trucks. Funding allocated to Peterbilt did not previously include infrastructure. CARB has approved the reallocation of funding from Peterbilt Motors to Volvo Technology of America, LLC (Volvo) and reallocation of \$254,491 in administrative funds towards the Volvo project.

Project Implementation Assistance for Clean Fuels Projects

Since 2018, GPCI has been performing project implementation assistance for the ZEDT and Volvo LIGHTS projects. Since both projects are being extended to 2022, additional

funding is required for compilation of quarterly progress reports, invoices, disbursement requests, mileage tracking, technical deliverables, and auditing recordkeeping. CARB has approved the allocation of CARB administrative funds from the ZEDT and Volvo LIGHTS projects for project implementation assistance.

This action is to authorize the Executive Officer to amend contracts from the Greenhouse Gas Reduction Projects Special Revenue Fund (67) as follows: 1) Add \$1,254,491 to Volvo Technology of America, LLC contract to deploy two Class 8 battery electric trucks and charging infrastructure; 2) Reduce \$1,000,000 from Peterbilt Motors contract for the elimination of two Class 8 battery electric drayage trucks; and 3) Add \$141,255 to Green Paradigm Consulting, Inc. in CARB administrative funding from the ZEDT and Volvo LIGHTS projects. There is no net change in CARB grant funds from these actions.

Benefits to South Coast AQMD

The ZEDT and Volvo LIGHTS projects support development and demonstration of various electric container and freight transport technologies and infrastructure, as well as to demonstrate solar and energy storage technologies to enable development and demonstration of microgrids with fleets charging heavy-duty trucks, yard tractors, and forklifts are included in the *Technology Advancement Office Clean Fuels Program 2020 Plan Update* under the categories of “Develop and Demonstrate Electric and Hybrid Vehicles,” “Develop and Demonstrate Electric Container Transport Technologies,” “Develop and Demonstrate Electric Charging Infrastructure,” and “Develop and Demonstrate Microgrids with Photovoltaic/Fuel Cell/Battery Storage/EV Chargers and Energy Management.” These projects are to develop and demonstrate zero emission heavy-duty trucks, freight handling equipment, infrastructure and solar. Successful demonstrations of such projects will contribute to the attainment of national ambient air quality standards in the South Coast Air Basin by eliminating PM and NOx emissions from replaced diesel heavy-duty trucks and off-road freight handling equipment. The project also includes installation of infrastructure powered by solar and energy storage.

Resource Impacts

The reallocation of funds will not exceed CARB project and/or administrative funds for the ZEDT or Volvo LIGHTS projects in the GHG Reduction Projects Special Revenue Fund (67). The reallocation of ZEDT funding is as follows:

Project Partner	Dec 2019 Board		Proposed	
	CARB	SCAQMD	CARB	SCAQMD
Peterbilt	\$6,733,564	\$2,342,436	\$5,733,564	\$2,342,436
Volvo	6,010,564	2,341,184	7,265,055	2,341,184
GPCI (admin funds)	161,800	0	253,055	0
Staff Time (admin funds)	939,876	0	594,130	0
Total	\$13,845,804	\$4,683,620	\$13,845,804	\$4,683,620

Sufficient funds are available in the GHG Reduction Projects Special Revenue Fund (67) to amend the Volvo and GPCI contracts from CARB funding for the ZEDT project and the GPCI contract from CARB funding for the Volvo LIGHTS project.

BOARD MEETING DATE: May 7, 2021

AGENDA NO. 5

PROPOSAL: Recognize Revenue, Appropriate and Transfer Funds for Air Monitoring Programs, Issue RFQ and Purchase Orders for Air Monitoring Equipment and One Vehicle, and Execute a Contract

SYNOPSIS: South Coast AQMD is expected to receive grant funds up to \$703,945 from U.S. EPA for the PM2.5 Program and up to \$2,100,000 from the U.S. Government for the Enhanced Particulate Monitoring Program. In October 2016, the Board recognized revenue from the U.S. EPA through its Science to Achieve Results (STAR) research grant program to engage, educate and empower California communities on the use and application of low-cost air monitoring sensors. These actions are to recognize revenue and appropriate funds for the PM2.5 and Enhanced Particulate Monitoring Programs, transfer up to \$350,000 between Major Objects in Science & Technology Advancement's FY 2021-22 Budget to realign expenditures for the Enhanced Particulate Monitoring Program, transfer and/or appropriate up to \$124,792 between Major Objects for the STAR program, issue an RFQ and purchase orders for air monitoring equipment and one vehicle, and execute a contract.

COMMITTEE: Administrative, April 9, 2021; Recommended for Approval

RECOMMENDED ACTIONS:

1. Recognize revenue in the General Fund up to \$2,803,945 and appropriate funds up to \$703,539, upon receipt, into the FYs 2020-21 and/or 2021-22 Budgets as set forth in Attachment 1 and further detailed in Attachments 2 and 3;
2. Transfer up to \$350,000 between Science & Technology Advancement's FY 2021-22 Budget, Salaries and Employee Benefits Major Object (Org 44), and Services & Supplies Major Object (Org 47), Temporary Agency Account, to realign expenditures, as needed, for the FY 2021-22 Enhanced Particulate Monitoring Program;
3. Transfer up to \$124,792 from the Services & Supplies Major Object to the Capital Outlays Major Object in Science & Technology Advancement's FYs 2020-21

Budget (Org 43) and/or appropriate up to \$124,792 to the Capital Outlays Major Object in Science & Technology Advancement's FY 2021-22 Budget (Org 43) to purchase air monitoring equipment and execute a contract for the U.S. EPA STAR program;

4. Authorize the Procurement Manager, in accordance with South Coast AQMD Procurement Policy and Procedure, to issue sole source purchase orders with Met One Instruments, Inc. for the following equipment as listed in Table 2:
 - a. Up to four Met One PM2.5 FEM Monitors not to exceed \$84,000; and
 - b. Up to four Met One E-BAM PLUS Portable Environmental PM Monitors not to exceed \$46,714.
5. Authorize the Procurement Manager, in accordance with South Coast AQMD's Procurement Policy and Procedure, to issue a purchase order, based on a solicitation process, "Prior Bid, Last Price" or cooperative agreement for one BEV or PHEV (vehicle) in an amount not to exceed \$50,000 as listed in Table 1; and
6. Authorize the Executive Officer to execute a sole source contract with Mazama Science in an amount up to \$78,078 to enhance the capabilities of open-source tools to support data access, data analysis and data visualization of air quality information by communities and citizen scientists.

Wayne Nastri
Executive Officer

MMM:JCL:RMB:AP:ld

Background

Enhanced Particulate Monitoring Program

South Coast AQMD has been providing enhanced particulate monitoring support as part of a national monitoring program since 2003. Sample collection began in February 2003 and will continue for the foreseeable future. South Coast AQMD is expected to receive up to \$2,100,000 from the U.S. Government for the annually funded Enhanced Particulate Monitoring Program.

PM2.5 Program

Since 1998, U.S. EPA has provided funds under Section 103 for a comprehensive PM2.5 Air Monitoring Program. To date, there are 19 ambient monitoring stations in the South Coast Air Basin (Basin) operating 22 Federal Reference Method (FRM) PM2.5 monitors under U.S. EPA funding and 15 other PM2.5 continuous monitors including Federal Equivalent Method (FEM) and Non-FEM monitors. In addition, U.S. EPA has supported the expansion of the network to collect ongoing PM2.5 mass and chemical speciation at several sites within the Basin. The chemical speciation of fine

particulate matter supports the characterization of PM2.5 sources, air quality conditions and health impacts. South Coast AQMD is expected to receive up to \$703,945 from U.S. EPA for the annually funded PM2.5 Program.

Science to Achieve Results (STAR) Program

On June 9, 2014, U.S. EPA, as part of its STAR Program, solicited applications proposing research on empowering communities and individuals to take action to avoid air pollution exposure, using low-cost portable air pollution sensors. South Coast AQMD's proposal to provide California communities with the knowledge necessary to appropriately select, use and maintain sensors and interpret sensor data was awarded one of these research grants. On October 7, 2016, the Board recognized and appropriated \$749,820 from the U.S. EPA for this study. As part of this program, low-cost sensors were deployed for PM2.5 measurements in 14 California communities, calibration procedures were developed to improve the quality of the collected sensor data, and a contract was issued to Mazama Science to develop a suite of open-source tools to support data access, data analysis and data visualization of air quality information by communities and citizen scientists.

Proposal

The federal revenue to be recognized and FYs 2020-21 and/or 2021-22 appropriations are summarized in Attachment 1 and further described in Attachments 2 and 3.

Enhanced Particulate Monitoring Program (FYs 2020-21 and/or 2021-22)

South Coast AQMD is expected to receive funding from the U.S. Government for the ongoing Enhanced Particulate Monitoring Program through April 30, 2022 in an amount up to \$2,100,000. This action is to recognize revenue up to \$460,594 into the FYs 2020-21 and/or 2021-22 Budgets (\$1,639,406 for Salaries, Benefits, and indirect costs was already included in the FYs 2020-21 and/or 2021-22 Budgets) and appropriate up to \$460,594 into Science & Technology Advancement's FYs 2020-21 and/or 2021-22 Budgets, Services & Supplies and Capital Outlays Major Objects, as set forth in Attachment 2.

PM2.5 Program (FYs 2020-21 and/or 2021-22)

U.S. EPA is expected to provide Section 103 Grant funding in an amount up to \$703,945 for the continuation of the PM2.5 Program through March 31, 2022. Revenue for this grant in the amount of \$461,000 for Salaries and Benefits has already been included in the budget. This action is to recognize the remaining revenue up to \$242,945 into the FYs 2020-21 and 2021-22 Budgets and appropriate up to \$242,945 into Science & Technology Advancement's FYs 2020-21 and/or 2021-22 Budgets, as set forth in Attachment 3.

STAR Program

This action is to transfer up to \$124,792 from the General Fund Services & Supplies Major Object to the Capital Outlays Major Object in Science & Technology Advancement's FYs 2020-21 Budget (43) and/or appropriate up to \$124,792 to the Capital Outlays Major Object in Science & Technology Advancement's FY 2021-22 Budget (Org 43) to purchase air monitoring equipment and execute a contract for the U.S. EPA STAR program. As part of this project, staff has been working to develop calibration procedures to improve the reliability of the data from this and other sensor networks. Staff is proposing to purchase up to four Met One E-BAM PLUS Portable Environmental PM Monitors in an amount not to exceed \$46,714 for collocated measurements at selected sensor locations. These will be used to improve the algorithms and overall calibration methodology for the sensor networks staff has developed.

Staff is proposing to execute a contract with Mazama Science in an amount up to \$78,078 to enhance the capabilities of open-source tools to support data access, data analysis and visualization of air quality information by communities and citizen scientists.

Proposed Purchases through a Solicitation Process, "Prior Bid, Last Price" or Cooperative Agreement

BEV or PHEV (Vehicle)

At the outset of the Enhanced Particulate Monitoring Program over 15 years ago, several dedicated vehicles were purchased to meet the mileage intensive needs of the program. Several of these original vehicles have more than 150,000 miles and one vehicle was recently involved in a collision and expected to be surplus. The U.S. Department of Homeland Security, which is the funding agency for this program, concurs that replacing one of these vehicles is appropriate. Staff proposes replacement of one vehicle with a BEV or PHEV at an estimated cost of \$50,000 through an RFQ process, "Prior Bid, Last Price," or a cooperative purchasing agreement. Low emission vehicles are available from vendors through cooperative purchasing under the State of California, Department of General Services, Procurement Division, and Alternative Fueled Vehicles Contract 1-18-23-23A-H. The cost of the vehicle will not exceed \$50,000 (see Table 1).

Proposed Purchases through Sole Source Purchase Orders

Met One PM2.5 Continuous FEM Monitor

The U.S. EPA Section 103 PM2.5 Grant award includes one-time funding for the purchase of up to four Met One PM2.5 FEM monitors. The Met One PM2.5 FEM monitor is the only commercially available FEM monitor that would allow South Coast AQMD to satisfy the U.S. EPA collocation requirement, which specifies that new FEM monitors added to the network must use the same monitor/method code as those already

in operation within the network. The cost of the monitors will not exceed \$84,000 (see Table 1).

Met One E-BAM PLUS Portable Environmental PM Monitor

Over the past few years, staff has been developing calibration procedures to facilitate the management of low-cost sensor networks and improve the overall reliability of the collected data. These procedures are largely based on collocation measurements conducted at specific locations where a subset of sensors is operated alongside more reliable monitors to compare their performance. This information is then used to develop calibration algorithms for the entire sensor network. To continue this important work, staff proposes to use \$46,714 to purchase up to four Met One E-BAM PLUS Portable Environmental PM Monitors for additional collocation measurements with PM sensors.

Mazama Science Contract

The proposed contract with Mazama Science would expand the capabilities of existing data analysis and visualization tools by making them sensor model/type- and pollutants-agnostic, adding further QA/QC functionality for individual sensors and sensor networks. All resulting products will be open source which makes them ideal for use by STAR Grant and other communities and organizations interested in working with sensors and sensor data.

Sole Source Justification

Sole Source Justification Section VIII.B.3 of the Procurement Policy and Procedure identifies four major provisions under which a sole source award funded, in whole or in part with federal funds, may be justified. Specifically, this request for sole source award is made under the provision B.3.a.: the item is available only from a single source. Met One, Inc. is the only manufacturer of real-time and continuous environmental PM_{2.5} FEM mass monitors that employ a unique “in-situ” sampling technique that would allow South Coast AQMD to satisfy U.S. EPA collocation requirements, which include that new FEM monitors added to the network must use the same sampler and method as those that are already in operation within the network. Met One, Inc.’s E-BAM Plus is the only commercial portable, rugged, and battery-operated real-time PM instrument which has EPA approval (FEM certification) for PM₁₀ particulate measurements and can also be used for PM_{2.5} monitoring.

Section VIII.B.3 of the Procurement Policy and Procedure identifies four major provisions under which a sole source award funded, in whole or in part with federal funds, may be justified. Specifically, this request for sole source award is made under the provision B.3.a.: The item is available only from a single source. Mazama Science has unique resources to automatically process large volumes of monitoring sensor data, produce web-based sensor data visualization tools, and generate sensor data summary reports. The Mazama Science platform uses statistical programming code they have

developed to provide community members participating in the EPA STAR Grant with a highly customizable data interface which is ideal for this community project. The project involves the use of proprietary technology and the Contractor has ownership of key assets required for project performance.

Resource Impacts

U.S. EPA Section 103 Grant funding will support the continuation of the PM2.5 Monitoring Program, including equipment and services, along with supplies necessary to meet the objectives of the PM2.5 Monitoring Program.

U.S. Government funding will support the continuation of the Enhanced Particulate Monitoring Program.

Funding from U.S. EPA will support the STAR program implementation.

Table 1
Proposed Purchase through an RFQ Process, ‘Prior Bid, Last Price,’ or
Cooperative Agreement Purchase Order

Description	Qty	Funding Source	Estimated Amount
BEV or PHEV Vehicle	1	U.S. Government FY 2021-22	\$50,000
Total			\$50,000

Table 2
Proposed Purchases through Sole Source Purchase Orders

Description	Qty	Funding Source	Estimated Amount
Met One PM2.5 FEM Monitor	Up to 4	PM2.5 FYs 2020-21 and/or 2021-22	\$84,000
Met One E-BAM PLUS Portable Environmental PM Monitor	Up to 4	U.S. EPA STAR Grant FYs 2020-21 and/or 2021-2022	\$46,714
Total			\$130,714

Attachments:

1. Proposed Federal Revenues and Expenditures for FYs 2020-21 and/or 2021-22
2. Proposed Enhanced Particulate Monitoring Expenditures for FYs 2020-21 and/or 2021-22
3. Proposed PM2.5 Expenditures for FYs 2020-21 and/or 2021-22

Attachment 1
Proposed Federal Revenues and Expenditures for FYs 2020-21 and/or 2021-22

Funding Agency	Program Name	Proposed Revenues	Proposed Expenditures	Detailed Appropriations
U.S. Govt.	Enhanced Particulate Monitoring*	\$2,100,000	\$460,594	Attachment 2
EPA-Section 103	PM2.5 Program*	\$703,945	\$242,945	Attachment 3
		\$2,803,945	\$703,539	

*The difference between the proposed revenue and expenditure amounts is due to Salaries, Benefits, and indirect costs already included in the FYs 2020-21 and 2021-22 Budgets.

Attachment 2
Proposed Enhanced Particulate Monitoring Expenditures for
FYs 2020-21 and/or 2021-22

Account Description	Account Number	Program Code	Estimated Expenditures*
Salaries & Employee Benefits Major Object:			
Overtime	52000	47505	\$41,000
Total Salaries & Employee Benefits Major Object:			\$41,000
Services & Supplies Major Object:			
Temporary Agency Services	67460	47505	\$270,994
Maintenance of Equipment	67600	47505	1,000
Building Maintenance Operation	67650	47505	400
Auto Mileage	67700	47505	94,000
Clothing and Safety Equipment	68000	47505	2,000
Office Expense	68100	47505	200
Small Tools, Instruments, Equipment	68300	47505	1,000
Total Services & Supplies:			\$369,594
Capital Outlays Major Object:			
Vehicle (1)	77000	47505	\$50,000
Total Capital Outlays:			\$50,000
Total Appropriations:			\$460,594

Note: Salaries, Benefits and Indirect Costs (excluding overtime) are included in the FYs 2020-21 and/or 2021-22 Budgets.

*Funds not expended by June 30, 2021 will be carried over to the FY 2021-22 Budget.

Attachment 3
Proposed PM2.5 Expenditures for FYs 2020-21 and/or 2021-22

Account Description	Account Number	Program Code	Estimated Expenditures*
Services & Supplies Major Object:			
Rents and Leases Structure	67350	47500	\$10,000
Maintenance of Equipment	67600	47500	63,500
Building Maintenance Operation	67650	47500	10,000
Laboratory Supplies	68050	47500	62,500
Office Expense	68100	47500	2,945
Small Tools, Instruments, Equipment	68300	47500	10,000
Total Services & Supplies Major Object:			\$158,945
Capital Outlays Major Object:			
MET One PM2.5 FEM Monitor (up to 4)	77000	47500	84,000
Total Capital Outlays Major Object:			\$84,000
Total Appropriations:			\$242,945

Note: Salaries and Benefits are already included in the FYs 2020-21 and 2021-22 Budgets.

*Funds not expended by June 30, 2021 will be carried over to the FY 2021-22 Budget.

BOARD MEETING DATE: May 7, 2021

AGENDA NO. 6

PROPOSAL: Execute Contract to Upgrade Real-time Public Alerts of Hydrogen Sulfide Events in the Coachella Valley

SYNOPSIS: In response to odor events related to the Salton Sea, South Coast AQMD began continuous measurements of hydrogen sulfide (H₂S) at two Coachella Valley locations in November 2013. In 2017, South Coast AQMD contracted with Sonoma Technology, Inc. (STI) to implement an automated real-time email and text alert system to provide H₂S exceedance notifications. To better capture H₂S events, up to three additional H₂S monitors are planned for the region. This action is to execute a contract with STI to perform technical upgrades, integrate data from additional monitors, and maintain a real-time alert system for H₂S in the Coachella Valley at a cost not to exceed \$77,300 from the AES Settlement Projects Fund (35).

COMMITTEE: Administrative, April 9, 2021; Recommended for Approval

RECOMMENDED ACTION:

Authorize the Executive Officer to execute a sole-source contract with Sonoma Technology, Inc. at an initial cost not to exceed \$24,500 with an option to renew the annual operation support at an annual cost not to exceed \$16,000 in each of the next three years and an option to integrate data from up to three additional stations at a cost of \$1,600 per station for a total of \$77,300 over four years from the AES Settlement Projects Fund (35). The contractor will perform technical upgrades, integrate data from additional monitors and maintain a public alert system to provide automated alerts for H₂S.

Wayne Nastri
Executive Officer

Background

Following a widespread hydrogen sulfide (H₂S) odor event in 2012, South Coast AQMD started continuous H₂S measurements at two locations in the Eastern Coachella Valley in 2013 to improve our understanding of the processes that lead to odors and to better communicate odor events to the public.

H₂S is a product of anaerobic organic decay at the bottom of the shallow Salton Sea that occurs throughout the year and smells like rotten eggs. This process is especially active in the summer months with the abundant desert sunlight and heat. Shifting winds cause H₂S to be released from the Salton Sea and transported to communities in the Eastern Coachella Valley. While severe events like that of September 2012 are uncommon, less-extreme releases of H₂S frequently cause odors in areas near the Salton Sea. In each of the last three years (2018 – 2020), there were between 22 and 50 days where the H₂S levels at one or more stations in the Coachella Valley exceeded the 30 parts-per-billion California State H₂S standard.

Under a contract executed in 2017, Sonoma Technology, Inc. (STI) implemented a real-time H₂S alert system that uses data from two H₂S monitors maintained by South Coast AQMD. These monitors are located in Mecca and at a site along the northern shore of the Salton Sea. The previous contract included implementation of web interfaces for subscribers, as well as the administration of the subscription services and operational support.

Proposal

Staff proposes a sole-source contract with Sonoma Technology, Inc. (STI), the contractor responsible for the development of our current real-time H₂S alert system, to continue maintaining the system and implement upgrades to improve reliability and uptime. The automated alerts are available via email with subscriber signups through a web interface. The initial cost for the first year of maintenance and to facilitate the required upgrades will not exceed \$24,500 with an option to renew the annual operational maintenance support at an annual cost not to exceed \$16,000 in each of the next three years and an option to add up to three new monitoring stations at a cost of \$1,600 per station. The total cost over four years is \$77,300 if the annual operational maintenance support contract is renewed each year and data from three additional monitoring stations is integrated into the web interface.

The AES Settlement Project Funds (35) recommended for funding this effort are not restricted by applicable statutes or the settlement agreement and; this fund was used for the initial contract with STI in 2017, with a total amount of \$78,000 over four years. Prior to the STI contract, the Board had used this fund for fleet rules, but the funds can be directed to other projects, with Board approval.

Sole Source Justification

Section VIII, B.2 of the Procurement Policy and Procedure identifies four major provisions under which a sole-source award may be justified for non-federally funded procurement.

The request for a sole-source contract for the upgrade and operational support of a real-time H2S alert system is made under Section VIII, B.2.c.1 of the Procurement Policy and Procedure which states: Except for contracts funded in whole or in part with federal funds, written justification for a sole-source award must be provided documenting that the desired services are available from only the sole-source based upon one or more of the following reasons: (1) The unique experience and capabilities of the proposed contractor or contractor team.

Sonoma Technology, Inc. (STI) has unique experience and capabilities for upgrading and maintaining the H2S alert system due to their experience developing and operating the system in this location for the past four years.

Resource Impacts

Funds for this contract have been identified in the AES Settlement Projects Fund (35). This contract will require staff oversight but is not expected to have other fiscal impacts.

BOARD MEETING DATE: May 7, 2021

AGENDA NO. 7

PROPOSAL: Establish Lists of Prequalified Counsel to Represent and Advise SCAQMD on Legal Matters Related to Environmental Law and General Governmental Matters.

SYNOPSIS: On January 8, 2021 the Board approved issuance of an RFP to pre-qualify outside counsel having expertise in the California Environmental Quality Act, South Coast AQMD rulemaking and planning procedures, administrative law, general governmental law, and related issues for the South Coast AQMD. The evaluation of responding firms has been completed. This action is to establish two lists of prequalified counsel - one to represent South Coast AQMD in environmental law matters and one to represent South Coast AQMD in general governmental matters.

COMMITTEE: Administrative, April 9, 2021; Recommended for Approval

RECOMMENDED ACTIONS:

1. Approve the firms *Shute, Mihaly & Weinberger, LLP; Halpern, May, Ybarra Gelberg LLP, and Woodruff, Spradlin & Smart* as prequalified law firms having expertise in the California Environmental Quality Act, South Coast AQMD rulemaking and planning procedures, issues relating to statute and rule interpretation, air quality laws, and complex environmental litigation, that General Counsel may use to represent the South Coast AQMD in future litigation and for advice.
2. Approve the firms *Shute, Mihaly & Weinberger, LLP, Best, Best & Krieger, LLP, and Woodruff, Spradlin & Smart* as prequalified law firms having expertise in the Brown Act, administrative law, representation of government agencies, constitutional issues, and general governmental matters to provide representation and advice as required by the South Coast AQMD.
3. Authorize the Chairman of the Board or the Executive Officer, depending on whether the amount exceeds \$100,000, to execute contracts with any of the above-named firms, as the need arises, for a total not to exceed amounts authorized in the budget or by subsequent Board action annually for up to three years.

Wayne Nastri
Executive Officer

Background

On January 8, 2021, the Board approved issuance of an RFP for up to \$250,000 for South Coast AQMD to solicit proposals from outside litigation counsel having particular expertise and experience in the California Environmental Quality Act, South Coast AQMD rulemaking and planning procedures, issues relating to statute and rule interpretation, air quality laws, administrative law, representation of government agencies, constitutional issues, the Brown Act, general governmental matters, and complex environmental litigation. In the past, South Coast AQMD has faced, and likely will face in the future, litigation and other matters requiring such specialized expertise. A rapid response is needed in such situations, and it is not possible to go through the RFP process as new cases arise. Establishing prequalified lists ensures that South Coast AQMD can quickly select counsel for representation as needed.

Outreach

In accordance with South Coast AQMD's Procurement Policy and Procedure, a public notice advertising the RFP and inviting bids was published in the Los Angeles Times, the Orange County Register, the San Bernardino Sun, and Riverside County's Press Enterprise newspapers to leverage the most cost-effective method of outreach to the South Coast Basin. Also, potential bidders were notified by sending notification to various individual law firms and bar associations.

Additionally, potential bidders may have been notified utilizing South Coast AQMD's own electronic listing of certified minority vendors. Notice of the RFP has been e-mailed to the Black and Latino Legislative Caucuses and various minority chambers of commerce and business associations, and placed on South Coast AQMD's website (<http://www.aqmd.gov>).

Evaluation

Bid responses for the Environmental Law RFP were received from nine (9) law firms. A summary of the responses is provided in Attachment A. An evaluation panel was convened to evaluate proposals for the General Counsel's office. The South Coast AQMD panel consisted of three South Coast AQMD employees: three General Counsel attorneys; one male, two females; one African American, one Caucasian, and one Asian.

Proposal

Establish two lists for South Coast AQMD, valid from May 7, 2021, through May 31, 2024, of prequalified outside counsel for advice and representation in areas related to environmental law and general governmental law.

For South Coast AQMD (Environmental):

Shute Mihaly & Weinberger LLP
Halpern May Ybarra Gelberg LLP
Woodruff Spradlin & Smart

For South Coast AQMD (General):

Shute Mihaly & Weinberger LLP

Best, Best & Krieger, LLP

Woodruff Spradlin & Smart

Resource Impacts

Sufficient funds exist in the annual budget for fiscal year 2020-21 and the proposed budget for 2021-22 for outside counsel, which may be allocated to one or more selected contractors as the need arises based on future litigation, the availability of counsel, and the needs of South Coast AQMD. Selection may also be made for occasional assignments in subject areas of the firms' expertise that do not involve litigation.

Attachment

A – Summary of Responses to RFP #2021-03

ATTACHMENT A

RFP #2021-03
(CEQA / Environmental Law)

BIDDER	LOCAL FIRM	BID AMOUNT (per hour)	TOTAL POINTS
Shute Mihaly & Weinberger LLP	N	\$405	106
Halpern May Ybarra Gelberg LLP	Y	\$600	97
Woodruff Spradlin & Smart	Y	\$425	97
Best Best & Krieger, LLP	Y	\$350	93
Duncan, Weinberg, Genzer, & Pembroke, P.C.	N	\$420	82
Kaufman Legal Group	Y	\$455	80
Hahn & Hahn	Y	\$595	80
Sloan, Sakai, Yeung & Wong	N	\$400	78
KTBS Law, LLP	N	\$1445	60

RFP #2021-03
(General Governmental)

BIDDER	LOCAL FIRM	BID AMOUNT (per hour)	TOTAL POINTS
Shute Mihaly & Weinberger LLP	N	\$405	106
Best Best & Krieger, LLP	Y	\$350	102
Woodruff Spradlin & Smart	Y	\$425	96
Kaufman Legal Group	Y	\$455	90
Sloan, Sakai, Yeung & Wong	N	\$350	87
Duncan, Weinberg, Genzer, & Pembroke, P.C.	N	\$420	78
Halpern May Ybarra Gelberg LLP	Y	\$600	78
Hahn & Hahn	Y	\$595	78
KTBS Law, LLP	N	\$1445	54

BOARD MEETING DATE: May 7, 2021

AGENDA NO. 8

PROPOSAL: Authorize Purchase of OnBase Software Support

SYNOPSIS South Coast AQMD uses OnBase software for its electronic document management system to manage critical documents and to support the Record Retention Policy. Software subscription and support for OnBase expires on July 31, 2021. This action is to obtain approval for sole source purchase of OnBase software subscription and support for one year from Information Management's FY 2020-21 Budget. Funds for this purchase (\$140,000) are conditional on approval of the Proposed FY 2021-22 Budget.

COMMITTEE: Administrative, April 9, 2021; Recommended for Approval

RECOMMENDED ACTIONS:

Authorize the Procurement Manager to purchase OnBase software subscription and support for one year from Hyland Software at a cost not to exceed \$140,000 contingent on approval of this funding in Information Management's Proposed FY 2021-22 Budget, Services and Supplies Major Object, Professional and Special Services Account.

Wayne Nastri
Executive Officer

RMM:MH;hlp

Background

South Coast AQMD uses OnBase software as its electronic document management system, which has maintained South Coast AQMD documents and other critical records since 1990. Total storage to date is over three million multi-page documents. OnBase is used by many of South Coast AQMD's mission critical web applications including Online Application Filing, Asbestos Notifications, and Oil and Gas Well Electronic Notification and Reporting. OnBase is a Windows-based, menu-driven, document

management system designed to store and retrieve critical documents in electronic format. The system provides concurrent information to multiple workstations simultaneously. It has a flexible compound document structure where black-and-white or color images co-exist with text and data within a single document. It stores various types of documents such as Microsoft Word documents, Outlook emails, PDFs, videos and data files.

The system includes document routing and ad-hoc, scheduled point-to-point, and broadcast distribution of documents. It contains a complete set of markup and annotation tools that allow users to add notes, comments and drawings to pages without compromising the original document's integrity. The system has full network support so information can be distributed rapidly within an organization regardless of architecture. Finally, the system has an extensive number of features to allow the secure display of documents on South Coast AQMD's internal and external websites and on iPhone, iPad and Android mobile applications. OnBase software subscription and support expires on July 31, 2021.

Proposal

Hyland Software is the sole manufacturer and provider of OnBase software and is, therefore, the only source for its maintenance support licensing agreements. Staff recommends the purchase of OnBase software subscription and support for one year from Hyland Software at a cost of \$140,000.

Sole Source Justification

Section VIII.B.2 of the Procurement Policy and Procedure identifies circumstances under which a sole source purchase award may be justified. This request for a sole source award is made under provision VIII.B.2.c.(2) and (3). The products and services are available from only the sole source; involve the use of proprietary technology; and use key contractor-owned assets for project performance. The cost of these support services reflects General Services Administration pricing.

Resource Impacts

Sufficient funds are included in Information Management's Proposed FY 2021-22 Budget within the Services and Supplies Major Object Professional and Special Services Account.

BOARD MEETING DATE: May 7, 2021

AGENDA NO. 9

PROPOSAL: Approve Award Modification as Approved by MSRC

SYNOPSIS: The Mobile Source Air Pollution Reduction Review Committee (MSRC) approved the modification of an award under the FYs 2016-18 Work Program. At this time the MSRC seeks Board approval of the modification as part of the FYs 2016-18 Work Program.

COMMITTEE: Mobile Source Air Pollution Reduction Review, April 15, 2021;
Recommended for Approval

RECOMMENDED ACTIONS:

1. Approve modified award to the city of San Dimas, substituting the installation of bicycle detection units at intersections for the previously approved implementation of a bike sharing program, as part of approval of the FYs 2016-18 Work Program, as described in this letter; and
2. Authorize the Chairman of the Board to execute the modified contract under the FYs 2016-18 Work Program, as described above and in this letter.

Larry McCallon
Chair, MSRC

MMM:CR

Background

In September 1990, Assembly Bill 2766 was signed into law (Health & Safety Code Sections 44220-44247) authorizing an annual \$4 motor vehicle registration fee to fund the implementation of programs exclusively to reduce air pollution from motor vehicles. AB 2766 provides that 30 percent of the annual \$4 vehicle registration fee subvended to South Coast AQMD be placed into an account to be allocated pursuant to a work program developed and adopted by the MSRC and approved by the Board.

Proposals

At its April 15, 2021 meeting, the MSRC considered recommendations from the MSRC Technical Advisory Committee (MSRC-TAC) and approved the following:

FYs 2016-18 Local Government Partnership Program

As part of the FYs 2016-18 Local Government Partnership Program, the MSRC approved an award of \$50,000 to the city of San Dimas to participate in the regional bike share program to be implemented by the San Gabriel Valley Council of Governments. The city had not yet executed the contract to effectuate the award when the bike sharing program stalled for all participants due to challenges associated with social distancing and disinfecting with multiple daily use. Instead of implementing the bike sharing program, the city proposed to install bike detection camera/radar units for traffic signals. The MSRC considered and approved the city's requested modifications to the project.

At this time, the MSRC requests the Board approve the award modification as part of approval of the FYs 2016-18 AB 2766 Discretionary Fund Work Program as outlined above. The MSRC also requests the Board authorize the Board Chairman to execute all agreements described in this letter.

Resource Impacts

South Coast AQMD acts as fiscal administrator for the AB 2766 Discretionary Fund Program (Health & Safety Code Section 44243). Money received for this program is recorded in a special revenue fund (Fund 23) and the contracts specified herein will be drawn from this fund.

BOARD MEETING DATE: May 7, 2021

AGENDA NO. 10

REPORT: Legislative, Public Affairs and Media Report

SYNOPSIS: This report highlights the March 2021 outreach activities of the Legislative, Public Affairs and Media Office, which includes Major Events, Community Events/Public Meetings, Environmental Justice Update, Speakers Bureau/Visitor Services, Communications Center, Public Information Center, Business Assistance, Media Relations, and Outreach to Community Groups and Federal, State and Local Governments.

COMMITTEE: No Committee Review

RECOMMENDED ACTION:
Receive and file.

Wayne Nastri
Executive Officer

DJA:NM:LTO:DS:DM:kv:ar

BACKGROUND

This report summarizes the activities of the Legislative, Public Affairs and Media Office for March. The report includes: Major Events; Community Events/Public Meetings; Environmental Justice Update; AB 617; Speakers Bureau/Visitor Services; Communications Center; Public Information Center; Business Assistance; Media Relations; and Outreach to Community Groups and Governments.

MAJOR EVENTS (HOSTED AND SPONSORED)

Each year, South Coast AQMD staff engage in holding and sponsoring several major events throughout South Coast AQMD's four county jurisdiction to promote, educate, and provide important information to the public regarding reducing air pollution, protecting public health, improving air quality and the economy.

A Clean Air Conversation with Community Faith Leaders

Staff hosted “A Clean Air Conversation with Community Faith Leaders: Clean Air is a Matter of Life and Breath” on March 25 for 58 attendees. Panelists included Inland Empire based faith leaders, community members, and academia representatives, who discussed the challenges created by disproportionate air quality impacts on Inland Empire communities and efforts to empower improvements.

Cesar Chavez Day of Remembrance

The 7th Annual Cesar Chavez Day of Remembrance “Yes We Can, United We Will Fight for Clean Air: Sí se puede, unidos lucharemos por aire limpio” was held on March 27 and over 200 people attended. CBSLA reporter Lesley Marin was the moderator for the event. Keynote speaker Paul F. Chavez, union organizer and President & Chairman of the Cesar Chavez Foundation, shared remarks on the legacy of Cesar Chavez’s fight for equality and environmental justice. U.S. Senator Alex Padilla was honored as the recipient of the Richard Alatorre Environmental Justice for All Award.

COMMUNITY EVENTS/PUBLIC MEETINGS

Each year, South Coast AQMD staff engage with thousands of residents and stakeholders, providing valuable information about the agency, incentive programs, and ways individuals can help reduce air pollution through events and meetings sponsored solely by South Coast AQMD or in partnership with others. Attendees typically receive the following information:

- Tips on reducing their exposure to smog and its health effects;
- Clean air technologies and their deployment;
- Invitations or notices of conferences, seminars, workshops, and other public events;
- South Coast AQMD incentive programs;
- Ways to participate in South Coast AQMD’s rules and policy development; and;
- Assistance in resolving air pollution-related problems.

South Coast AQMD staff attended and/or provided information and updates at the following March events and meetings:

All American Asphalt

On March 3, staff held a virtual community meeting on All American Asphalt for 135 community members and interested stakeholders. The meeting included presentations on air monitoring by University of California, Irvine, city of Irvine and South Coast AQMD, with updates on compliance and enforcement efforts, and permitting and source test efforts for a control device that the facility had recently installed.

Aliso Canyon Supplemental Environmental Project Fund

On March 9, staff organized and participated in a virtual Aliso Canyon Supplemental Environmental Project Fund briefing for approximately 52 attendees. Discussions focused on establishing a fund for an air quality monitoring network.

Chiquita Canyon Landfill

On March 13, staff participated in a virtual Hearing Board hearing to receive public comments related to the Chiquita Canyon Landfill. Approximately 14 residents and other interested stakeholders attended the hearing.

Western Riverside Council of Governments (WRCOG)

On March 18, staff participated in WRCOG's Technical Advisory Committee meeting. Staff provided information on Prop 1B, Mobile Source Air Pollution Reduction Review Committee requests for proposals and other programs.

San Fernando Valley Council of Governments (SFVCOG)

On March 18, staff provided updates to the SFVCOG's Transportation Committee. Updates included the Environmental Justice Community Partnership (EJCP) Who to Call Guide and the Volkswagen Environmental Mitigation Trust for zero-emission transit and shuttle buses.

ENVIRONMENTAL JUSTICE UPDATE

The following are key environmental justice related (EJ) activities in which staff participated during March. These events and meetings involve communities affected disproportionately from adverse air quality impacts.

Keeping To Our Word: Accountability to Racial Justice in the Environmental Sector

Staff attended a webinar hosted by the Environmental Law Institute on March 2. The panel discussion focused on how environmental organizations can eliminate racial disparities, which included a presentation of a brief history on racial injustice, challenges and case law.

Environmental Justice Community Partnership (EJCP) Advisory Council

Approximately 35 people participated in an EJCP Advisory Council meeting on March 3. Presentations included a review of the 2020 EJCP accomplishments and an update on AQMP activities. Road 2 Samaria provided an overview on the organization's mission, history and community engagement in the Inland Empire. Staff led a discussion on EJCP quarterly activities to gather input from Advisory Council members.

Mapping Inequality Project

On March 4, staff attended a U.S. EPA webinar featuring a collaboration by the University of Richmond and Virginia Tech titled, "The Mapping Inequality Project."

The project has digitized and made publicly available redlining maps for 200 cities. The purpose of the project is to drive positive change to impact environmental justice and help address systemic racism.

Coachella Valley Unified School District

On March 10, staff met with the Superintendent of Coachella Valley Unified School District regarding Clean Air Program for Elementary School (CAPES). Teachers in their 14 elementary schools will be encouraged to implement the program and air quality flags will be provided to the school district.

Los Feliz Charter School for the Arts

On March 10, staff met with the “Green Team Captain” parent who oversees an environmental club at Los Feliz Charter School for the Arts. Staff shared information on CAPES and participated in a “Courageous Conversations” campus event on environmental justice.

Coachella Valley Environmental Justice Enforcement Task Force Meeting

On March 24, staff participated in the Coachella Valley Environmental Justice Enforcement Task Force monthly meeting to provide updates on upcoming AB 617 meetings and other meetings. Staff also updated the group on CAPES implementation in the Coachella Valley School District and received positive feedback from several community representatives.

Monroe Elementary School, Santa Ana

On March 24, staff met with Monroe Elementary School to confirm participation of 12 teachers in the CAPES program.

AB 617 UPDATE

The following are key AB 617 related activities in which staff participated during March. These events, workshops and meetings involve AB 617 communities to support the Community Steering Committees (CSC), Community Air Monitoring Plans (CAMPs) and Community Emissions Reduction Plans (CERPs).

Southeast Los Angeles (SELA) CSC

On March 4 approximately 75 people participated in a SELA Incentive Budgeting Workshop, including Mayor Pro Tem Cacciotti. Staff gave a presentation on available incentive funds and project costs, and polled committee members to prioritize the projects they want to incentivize. Committee members stated their preference that incentive funds focus on independent truck owner-operators and small businesses.

Eastern Coachella Valley Area (ECV) CSC

Staff held a CSC meeting for ECV on March 5, with approximately 65 attendees. Riverside County Fire Department Division Chief presented on the Combustible

Materials Task Force. A budget incentives workshop was also held to receive CSC input on the priority order for projects to be funded, as well as a discussion on the CERP and CAMP timelines.

Why Healthy Air Matters (WHAM) and AB 617 Programs

On March 9, staff presented on WHAM to a ninth-grade class at San Bernardino High School. Students learned about South Coast AQMD and air quality issues in their community and region.

South Los Angeles (SLA) AB 617 Community Meeting

Approximately 65 attendees participated in the CSC formation meeting for SLA on March 11. The meeting featured historical background on SLA and information on the AB 617 program, including how to participate and a co-leadership model. There was open discussion on the program and co-leadership model for SLA.

San Bernardino/Muscoy (SBM) CSC

Approximately 40 attendees participated in an SBM CSC meeting on March 18, including Mayor Pro Tem Benoit. Staff provided an overview of the monitoring approach and presented information on available incentive funds, project costs, and potential emission reductions. Staff asked CSC members to prioritize incentive projects and provided an update on the WHAM program. Committee members inquired about monitoring and incentive funding.

ECV CSC

Approximately 30 people participated in an ECV CSC meeting on March 19. Supervisor Perez provided opening remarks. CARB staff provided an overview of the process for Community Air Protection Program incentive fund allocations. Staff recapped the Incentives Budget Workshop held on March 5. Committee members lead breakout discussions, where questions were asked about incentive programs and project types and future rulemaking efforts. Committee members ranked project priorities for discussion at the next meeting.

ECV CSC

Approximately 50 people participated in an ECV CSC meeting on March 25, including Supervisor Perez, who provided opening remarks. The Department of Pesticide Regulation presented on pesticide issues in ECV. The Office of Environmental Health Hazard Assessment gave an overview of the relationship between air pollution and health, exposure types, health effects and risk characterization. Committee members reviewed a summary of the Monitoring Working Team and Budget Working Team meetings. Staff provided the results from the incentives budget prioritization survey and initiated discussion about budgeting for the remaining Year 3 Community Air Protection Program funds.

SPEAKERS BUREAU/VISITOR SERVICES

South Coast AQMD regularly receives requests for staff to speak on air quality-related issues from a wide variety of organizations, such as trade associations, chambers of commerce, community-based groups, schools, hospitals and health-based organizations. South Coast AQMD also hosts visitors from around the world who meet with staff on a wide range of air quality issues.

There were no visits or speaker's bureau requests.

COMMUNICATION CENTER STATISTICS

The Communication Center handles calls on South Coast AQMD's main line, the 1-800-CUT-SMOG® line, the Spanish line, and after-hours calls to each of those lines. Total calls received in the month of March were:

Calls to South Coast AQMD's Main Line and 1-800-CUT-SMOG® Line	2,721
Calls to South Coast AQMD's Spanish-language Line	42
Clean Air Connections	2
Total Calls	2,765

PUBLIC INFORMATION CENTER STATISTICS

The Public Information Center (PIC) handles phone calls for general information. The PIC did not take walk-in requests in March because of the COVID pandemic. Email advisories provided information on upcoming meetings and events, program announcements and alerts on time sensitive issues. Information for the month of March is summarized below:

Calls Received by PIC Staff	1
Calls to Automated System	481
Total Calls	482

Email Advisories Sent	55,534
-----------------------	--------

SMALL BUSINESS ASSISTANCE

South Coast AQMD notifies local businesses of proposed regulations so they can participate in the agency's rule development process. South Coast AQMD works with other agencies and governments to identify efficient, cost-effective ways to reduce air pollution and shares that information broadly. Staff provides personalized assistance to small businesses both over the telephone and via virtual on-site consultation, as summarized below for March.

- Provided permit application assistance to 236 companies;
- Processed 90 Air Quality Permit Checklists; and

Types of businesses assisted:

Architecture Firms	Dry Cleaners	Restaurants
Auto Body Shops	Engineering Firms	Retail Operations
Auto Repair Centers	Gas Stations	Warehouses
Construction Firms	Manufacturing Facilities	

MEDIA RELATIONS

The Media Office handles all South Coast AQMD outreach and communications with television, radio, newspapers and all other publications, and media operations. The March reports are listed below:

Major Media Interactions	165
Press Releases	18
News Carousel	7

Major Media Topics:

- **Emergency Order on Crematoriums:** The Guardian requested an updated list of crematoriums that applied for exemption. The list was provided, and the reporter was referred to the Los Angeles County Coroner for more information. The Pacific Times submitted a list of questions regarding the Executive Order and written responses were provided.
- **Lawn and Garden Rebate Program:** Colorado Boulevard requested information on the Commercial Lawn and Garden Program and submitted questions. Written responses were provided.
- **Windblown Dust Advisories:** Pitches were sent to local news outlets on March 8, 14, 23 and 29 for windblown dust advisories resulting in coverage by various television, radio and online outlets.
- **Chairman Burke Retirement:** Beverly Hills Weekly requested a high-resolution photo of Chairman Burke, which was provided. Pitches were also sent

to local news outlets with the press release announcing the Chairman's retirement.

- **Low-Cost Monitoring Equipment:** Staff participated in an interview with Sierra Magazine, discussing the use of low-cost sensors.
- **Warehouse ISR:** IWP News requested comment on the CalTax letter regarding the WAIRE program. A copy of the response letter to CalTax will be provided once available. A student reporter from Northwestern submitted written questions on the ISR. Responses are being drafted.
- **Murphy Drill Site:** The Desert Sun requested an interview regarding missing data from leaks at the Murphy drill site in South Los Angeles. Written responses were provided.
- **End of Check Before You Burn Season:** Pitches were sent to local news outlets regarding the end of Check Before You Burn season.
- **All American Asphalt:** A student reporter with Chapman University requested an interview to discuss All American Asphalt. A written response was provided.
- **Special Air Quality Advisory:** Pitches were sent to local news outlets regarding the special air quality advisory and extension, due to prescribed burns in Ontario, resulting in coverage by various television, radio and online outlets.
- **Air Quality and COVID-19:** NBC inquired how pandemic-related stay-at-home orders had impacted air quality in 2020. A written response and link to a related presentation was provided.
- **MHF Regulations:** Drilled submitted written questions regarding the use of MHF at refineries. Written responses were provided.
- **Odors in Long Beach:** The Long Beach Post requested information regarding the source of odors reported in downtown Long Beach. Written responses were provided.
- **WHAM Goes Virtual:** Pitches were sent to local news outlets and reporters regarding the virtual expansion of the Why Healthy Air Matters curriculum.
- **Cesar Chavez Event:** CBS/KCAL requested footage from the virtual Cesar Chavez event. A link to the Zoom recording was provided.
- **Exide:** KCRW/NPR requested background information for a piece on communities impacted by the Exide battery recycling plant and environmental justice. A response is being drafted.

News Releases:

- **Under Volvo LIGHTS program, NFI reaches sustainability milestone - March 3, 2021:** Shared a Volvo press release regarding a transportation electrification milestone reached by the LIGHTS project.
- **Chairman Dr. William A. Burke Announces Retirement from South Coast AQMD Governing Board - March 5, 2021 (English and Spanish):**

Announced Chairman Burke's upcoming retirement from the South Coast AQMD Board.

- **Check Before You Burn Season Closes with 25 No-Burn Days this Winter - March 11, 2021 (English and Spanish):** Informed residents about the end of Check Before You Burn season.
- **South Coast AQMD Issues Special Air Quality Advisory and Extension Due to Prescribed Burns in Ontario – March 17-18, 2021 (English and Spanish):** Notified residents of potential smoke conditions in Ontario.
- **South Coast AQMD Issues Windblown Dust Advisory for Portions of Riverside County – March 14, 2021 (English and Spanish):** Notified residents of windblown dust conditions.
- **South Coast AQMD Air Quality Education Program Goes Virtual - March 23, 2021 (English and Spanish):** Announced the expansion of the WHAM curriculum to virtual learning.
- **South Coast AQMD Issues Windblown Dust Advisory for Portions of the South Coast Air Basin and Coachella Valley (English and Spanish) - March 8, 22, 29 2021:** Notified residents of windblown dust conditions in the South Coast Air Basin and Coachella Valley.

Social Media Notable posts:

1. **Dust Advisory (3/8):** 22,237 Twitter Impressions
2. **Dust Advisory (3/14):** 12,716 Twitter Impressions
3. **Dust Advisory (3/22):** 7,887 Twitter Impressions
4. **Chavez Reminder (3/26):** 6,719 Twitter Impressions
5. **AQ Forecast (3/31):** 7,857 Twitter Impressions

News Carousel:

6. **CARB approves South LA for Community Air Protection Program – March 5, 2021:** Provided information on the addition of South Los Angeles to the AB 617 program.
7. **Emergency Order for Crematoriums Extended for LA, Orange and Riverside Counties – March 7, 2021:** Order for crematoriums extended to March 17.
8. **SoCalGas to Assist Local Fleet Owners in Securing Incentive Funds to Transition to Cleaner Technologies – March 9, 2021:** Provided information on the Carl Moyer program.
9. **Emergency Order for Crematoriums Extended for LA, Orange & Riverside Counties – March 14, 2021:** Order for crematoriums extended to March 24.
10. **Keep up with the Latest News from South Coast AQMD - View the current edition of the Advisor newsletter – March 17, 2021:** Provided link to the current edition of the Advisor.

- 11. Emergency Order for Crematoriums Extended for LA, Orange & Riverside counties, March 24, 2021:** Order for crematoriums extended to April 4.
- 12. Join South Coast AQMD's 7th Annual Cesar Chavez Day of Remembrance – March 27, 2021:** Provided information on the Cesar Chavez Day event and directed users to the signup page.

OUTREACH TO COMMUNITY GROUPS AND FEDERAL, STATE, AND LOCAL GOVERNMENTS

Due to COVID-19, outreach was conducted virtually in March, utilizing web based and other technologies to communicate with elected officials or staff from the following cities:

Alhambra	Hermosa Beach	Rancho Palos Verdes
Altadena	Highland	Redondo Beach
Anaheim	Huntington Beach	Riverside
Arcadia	Industry	Rolling Hills
Avalon	Inglewood	Rolling Hills Estates
Azusa	Irvine	Rosemead
Baldwin Park	Irwindale	San Bernardino
Beverly Hills	La Cañada Flintridge	San Dimas
Bradbury	Laguna Niguel	San Fernando
Brea	La Habra	San Gabriel
Buena Park	Lake Forest	San Marino
Burbank	La Puente	Santa Ana
Carson	La Verne	Santa Clarita
Castaic	Lawndale	Santa Monica
Claremont	Lomita	Seal Beach
Covina	Los Angeles	Sierra Madre
Culver City	Manhattan Beach	South El Monte
Diamond Bar	Mission Viejo	South Pasadena
Duarte	Monrovia	Stanton
El Monte	Monterey Park	Temple City
El Segundo	Ontario	Torrance
Fullerton	Palos Verdes Estates	Walnut
Garden Grove	Pasadena	West Covina
Gardena	Placentia	West Hollywood
Glendale	Pomona	Yorba Linda
Glendora		
Hawthorne		

Communication conducted in March with elected officials and/or staff from the following state and federal offices:

- U.S. Senator Dianne Feinstein
- U.S. Senator Alex Padilla
- U.S. Representative Nanette Barragán
- U.S. Representative Judy Chu
- U.S. Representative Young Kim
- U.S. Representative Ted Lieu
- U.S. Representative Grace Napolitano
- U.S. Representative Jay Obernolte
- U.S. Representative Katie Porter
- U.S. Representative Adam Schiff
- U.S. Representative Maxine Waters
- Senator Ben Allen
- Senator Steven Bradford
- Senator Lena Gonzalez
- Senator David Min
- Senator Anthony Portantino
- Senator Susan Rubio
- Senator Scott Wilk
- Assembly Member Autumn Burke
- Assembly Member Ed Chau
- Assembly Member Laura Friedman
- Assembly Member Mike Gipson
- Assembly Member Chris Holden
- Assembly Member Al Muratsuchi
- Assembly Member Patrick O'Donnell
- Assembly Majority Leader Eloise Reyes
- Assembly Member Blanca Rubio
- Assembly Member Suzette Martinez Valladares

Staff represented South Coast AQMD in March and/or provided updates or a presentation to the following governmental agencies and business organizations:

Aliso Canyon Fund Community Group
Baldwin Hills Community Advisory Panel
Cal Cities (League of California Cities)
California Department of Housing and Consumer Relations
California Department of Planning and Research
California High Speed Rail Authority
CARB
Clean Cities Coalition
Commercial Real Estate Development Association
DTSC
Gateway Cities Council of Governments
Greater Ontario Business Council
Harbor Association of Commerce and Industry
Imperial Irrigation District
Industry Business Council, Los Angeles
Inland Action
Inland Empire Utilities Agency
Inland Valley Development Agency

LA Metro
Los Angeles County Board of Supervisors
Los Angeles County Department of Regional Planning
Los Angeles County Office of Sustainability
Mountain Transit
Northeast Los Angeles Neighborhood Council
Omnitrans
Ontario International Airport
Orange County Business Council
Orange County Council of Governments
Orange County Transportation Authority
Port of Long Beach
Port of Los Angeles
Public Policy Institute of California
Riverside County Board of Supervisors
Riverside County Transportation Commission
Riverside Transit Agency
San Bernardino County Board of Supervisors
San Bernardino County Department of Planning
San Bernardino County Transportation Authority
San Bernardino International Airport
San Fernando Valley Council of Governments
San Gabriel Valley City Managers Association
San Gabriel Valley Council of Governments
San Gabriel Valley Economic Partnership
San Gabriel Valley Water Company
Santa Ana Chamber of Commerce
South Bay Cities Council of Governments
South Orange County Economic Alliance
Southern California Association of Governments
Southern California Edison
Southern California Gas Company
Sunline Transit Agency
Valley Industry and Commerce Association
Western Community Energy
Westside Cities Council of Governments
Western Riverside Council of Governments

Staff represented South Coast AQMD in March and/or provided updates or a presentation to the following community and educational groups and organizations:

American Lung Association
Basset High School, La Puente
California State University, Long Beach
Clean Air Coalition
Clean Healthy Air, Clean Healthy Altadena
Ganesha High School, Pomona
Glendale High School
Harbor Interfaith Services
Huntington Beach Union School District
Physicians for Social Responsibility - Los Angeles
Rancho Santiago Community College District
Santa Ana College
Sisters of Social Service, Los Angeles
STAND-LA
Strategic Concepts in Organizing and Policy Education
University of California, Irvine
University of California, Riverside
Watts Clean Air and Energy Committee

 [Back to Agenda](#)

BOARD MEETING DATE: May 7, 2021

AGENDA NO. 11

REPORT: Hearing Board Report

SYNOPSIS: This reports the actions taken by the Hearing Board during the period of March 1 through March 31, 2021.

COMMITTEE: No Committee Review

RECOMMENDED ACTION:
Receive and file.

Julie Prussack
Chairman of Hearing Board

ft

Two summaries are attached: **March 2021 Hearing Board Cases** and **Rules From Which Variances and Orders for Abatement Were Requested in 2021**. An index of South Coast AQMD Rules is also attached.

There were no appeals filed during the period of March 1 to March 31, 2021.

Report of March 2021 Hearing Board Cases

Case Name and Case No. (South Coast AQMD Attorney)	Rules	Reason for Petition/Hearing	South Coast AQMD Position/Hearing Board Action	Type and Length of Variance or Order	Excess Emissions
1. Enwave Los Angeles Inc. Case No. 3447-74 (M. Reichert)	203(b) 1100(e)(1)(B) 1146(c)(1)(I) 1146(c)(4) 1146(e)(4) 2004(f)(1)	Petitioner requested relief from the fuel limit exemption due to unforeseen COVID-19 supply issues for new boilers and unforeseen demand on existing boilers in 2021.	Opposed/Granted	RV granted commencing 3/17/21 and continuing through 12/31/21, the FCD.	Boilers 1 & 2 (each) NOx: 2.7 lbs/day CO: 17.7 lbs/day PM: .4 lb/day VOC: .3 lb/day SOx: TBD
2. Matchmaster Dyeing & Finishing, Inc. Case No. 6110-2 (B. Tomasovic)	1100(e)(1)(B)	Additional time required for the shipment and installation of replacement boilers to meet new required NOx emissions limit.	Not Opposed/Granted	SV granted commencing 4/1/21 and continuing through 6/29/21.	NOx: 11.02 lbs/day
3. New Indy Ontario, LLC Case No. 6162-2 (M. Reichert)	203(b) 2004(f)(1) 3002(c)(1)	Additional time needed to complete repairs to air pollution control equipment following an unexpected breakdown.	Not Opposed/Granted	SV granted commencing 3/18/21 and continuing through 5/17/21.	NOx: 40.79 lbs/day CO: 24.8 lbs/day
4. South Coast AQMD vs. Chiquita Canyon Landfill, LLC Case No. 6177-1 (K. Roberts)	N/A	Required status report regarding stipulated Order. The parties requested additional odor controls based on Board ordered studies.	Stipulated/Issued	Mod. O/A issued commencing 3/13/21; the Hearing Board shall continue to retain jurisdiction over this matter until 12/9/21.	N/A
5. South Coast AQMD vs. Mission Foods Case No. 5400-4 (K. Manwaring)	N/A	Status report.	No Action	The Hearing Board shall continue to retain jurisdiction over this matter until 6/30/21.	N/A
6. South Coast AQMD vs. Ralphs Grocery Company Case No. 6166-1 (K. Roberts)	N/A	Status report. The Board modified the order to change the next status hearing to 4/27/21.	Stipulated/Issued	The Hearing Board shall continue to retain jurisdiction over this matter until 6/30/21.	N/A

Acronyms

CO: Carbon Monoxide

FCD: Final Compliance Date

Mod. O/A: Modification Order for Abatement

N/A: Not Applicable

NOx: Oxides of Nitrogen

PM: Particulate Matter

RV: Regular Variance

SOx: Oxides of Sulfur

SV: Short Variance

TBD: To Be Determined

VOC: Volatile Organic Compound

Rules from which Variances and Orders for Abatement were Requested in 2021

Rules	Jan	Feb	Mar	April	May	June	July	Aug	Sept	Oct	Nov	Dec	Total Actions
203(b)	2	3	2										7
1100(e)(1)(B)			2										2
1146(c)(1)(I)			1										1
1146(c)(4)			1										1
1146(e)(4)			1										1
1150.1(e)(1)		1											1
1421	9	6											15
1469	1												1
2004(f)(1)		3	2										5
3002(c)(1)	1	3	1										5

**SOUTH COAST AQMD RULES AND REGULATIONS INDEX
FOR 2021 HEARING BOARD CASES AS OF MARCH 31, 2021**

REGULATION II – PERMITS

Rule 203 Permit to Operate

REGULATION XI - TOXICS AND OTHER NON-CRITERIA POLLUTANTS

Rule 1100 Implementation of NO_x Facilities

Rule 1146 Emissions of Oxides of Nitrogen from Industrial, Institutional and Commercial Boilers, Steam Generators, and Process Heaters

Rule 1150.1 Control of Gaseous Emissions from Municipal Solid Waste Landfills

REGULATION XIV - TOXICS AND OTHER NON-CRITERIA POLLUTANTS

Rule 1421 Control of Perchloroethylene Emissions from Dry Cleaning Systems

Rule 1469 Hexavalent Chromium Emissions from Chromium Electroplating and Chromic Acid Anodizing Operations

REGULATION XX – REGIONAL CLEAN AIR INCENTIVES MARKET (RECLAIM)

Rule 2004 Requirements

REGULATION XXX – TITLE V PERMITS

Rule 3002 Requirements

[↑ Back to Agenda](#)

BOARD MEETING DATE: May 7, 2021

AGENDA NO. 12

REPORT: Civil Filings and Civil Penalties Report

SYNOPSIS: This reports the monthly penalties from March 1, 2021 through March 31, 2021, and legal actions filed by the General Counsel's Office from March 1 through March 31, 2021. An Index of South Coast AQMD Rules is attached with the penalty report.

COMMITTEE: Stationary Source, April 16, 2021, Reviewed

RECOMMENDED ACTION:
Receive and file.

Bayron T. Gilchrist
General Counsel

BTG:ew

<u>Civil Filings</u>	<u>Violations</u>
1. DO Builder & Design, Inc. Orange County Superior Court Case No. 30-2021-01191118-CU-MC-CJC; Filed 3.28.21 (SH) P63086 R. 1403 - Asbestos Emissions from Demolition/Renovation Activities	1
	1 Violation

Attachments

March 2021 Penalty Report

Index of South Coast AQMD Rules and Regulations

**SOUTH COAST AIR QUALITY MANAGEMENT DISTRICT
General Counsel's Office**

Settlement Penalty Report (03/01/2021 - 03/31/2021)

Total Penalties

Civil Settlement:	\$300,400.00
Criminal Referral Settlement:	\$4,748.60
Hearing Board Settlement:	\$27,000.00
MSPAP Settlement:	\$29,920.00

Total Cash Settlements: \$362,068.60

Fiscal Year through 03/31/2021 Cash Total: \$4,067,846.19

Fac ID	Company Name	Rule Number	Settled Date	Init	Notice Nbrs	Total Settlement
Civil						
3704	ALL AMERICAN ASPHALT, UNIT NO.01	203, 402, 1146, 1155, 2004, 2012, H&S 41700	03/16/2021	DH	P66214, P66219, P66227, P66863, P66867, P67393, P68583, P68592, P69580, P69581, P69600, P69725	\$53,500.00
97316	AMERICAN WRECKING INC	1403	03/25/2021	SH	P63168	\$400.00
77271	ATLAS PACIFIC CORPORATION	203, 1147, 1420	03/03/2021	BT	P65035, P66429	\$19,700.00
18989	BOWMAN PLATING CO INC	201, 203, 1403, 1469, 1469.1, 40 CFR 61.145(a)	03/25/2021	DH	P33595, P33599, P66016, P69810, P69819, P69822	\$75,000.00
800030	CHEVRON PRODUCTS CO.	203(b), 401, 402, 403, 1118, 1173, 2004, 3002, H&S 41700	03/17/2021	BT	P63383, P64040, P64043, P64045, P67819, P67951, P68203, P68204	\$78,200.00
186809	CRYSTAL MANAGEMENT COMPANY	1403, 40 CFR 61.145(a)	03/25/2021	SH	P66707	\$800.00
186922	ESSEX PROPERTY TRUST, INC	1403	03/31/2021	SH	P66270	\$800.00
173290	MEDICLEAN	2004, 2012 Appendix A	3/18/2021	DH	P66919	\$10,000.00

Fac ID	Company Name	Rule Number	Settled Date	Init	Notice Nbrs	Total Settlement
800436	TESORO REFINING AND MARKETING CO, LLC	402, 3002(c)(1)	03/10/2021	BT	P65115, P67807	\$62,000.00
Total Civil Settlements: \$300,400.00						
Criminal Referral						
188624	KOSTANYAN INVESTMENTS LLC	1403	03/12/2021	GV	P67610	\$4,748.60
Total Criminal Referral Settlements: \$4,748.60						
Hearing Board						
181758	RUDOLPH FOODS WEST, INC.	202	03/18/2021	KCM	6168-1	\$2,000.00
104234	SCAQMD v. MISSION FOODS	202, 203(b), 1153.1, 1303	03/16/2021	KCM	5400-4	\$25,000.00
Total Hearing Board Settlements: \$27,000						
MSPAP						
180911	ADVANCED STEEL RECOVERY	403	03/18/2021	GC	P63972	\$1,100.00
185084	AMERICAN OIL	461, H&S 41960	03/18/2021	GC	P68424	\$350.00
143695	ANAHEIM GASOLINE FOODMART & CARWASH	461(e)(5)	03/18/2021	GC	P67691	\$1,275.00
110577	ARMORCAST PRODUCTS COMPANY	3002(c)(1)	03/18/2021	GC	P67711	\$650.00
141096	BELMONT 76, NASSER GHAZI DBA	461, H&S 41960.2	03/03/2021	TCF	P69037	\$800.00
186332	BOUDREAU PIPELINE CORP.	13 CCR 2460	03/18/2021	GC	P68522	\$600.00
174284	CHIEF CLEANERS/E & MT INC	1421	03/23/2021	GC	P65873	\$200.00
183783	CLOVER EQUIPMENT LLC	13 CCR 2460	03/23/2021	GC	P68519	\$560.00
22914	CR & R INC	13 CCR 2460	03/23/2021	GC	P68521	\$850.00
182725	CRESTLINE MARKET	461	03/23/2021	TCF	P68456	\$2,000.00
147667	DAVCAS DEMOLITION & HAULING	1403	03/23/2021	GC	P67473	\$960.00
186185	DAVID'S TREE SERVICE	13 CCR 2460	03/23/2021	GC	P68953	\$500.00
148990	DEL REAL TESTING	461	03/03/2021	GC	P67233, P67674	\$1,837.00
108373	GHN INC, ONTARIO VOLVO	461	03/03/2021	GC	P65400	\$300.00
137194	HONEY'S CLEANERS	1102	03/03/2021	GC	P63881	\$400.00

Fac ID	Company Name	Rule Number	Settled Date	Init	Notice Nbrs	Total Settlement
5254	JONATHAN CLUB	461, 1146	03/03/2021	GC	P66833	\$1,488.00
189499	KQ RETAIL STORES, INC	461	03/23/2021	GC	P69607	\$300.00
190640	LAFFERTY COMMUNITIES	403	03/31/2021	TCF	P68271	\$2,400.00
114208	MAGNOLIA OIL CO., HASSANG LLC, DBA	461(c)(3)(Q)	03/03/2021	TCF	P69036	\$300.00
146527	MULTIPLEX CAR WASH, INC/GRANVIA SERV CTR	461(c)(3)(Q)	03/31/2021	TCF	P69033	\$300.00
154429	N. B. OIL CO., INC. #2	203, 461	03/25/2021	TCF	P69003	\$1,000.00
135629	OIL PRO INC	203	03/02/2021	TCF	P68433	\$200.00
165725	PETROLEUM MANAGEMENT & MARKETING, INC	461(e)(1)	03/25/2021	TCF	P69017	\$250.00
160051	ROCHE EXCAVATING INC	1403	03/02/2021	TCF	P69707, P69708	\$1,500.00
183182	SHAMAAH, INC.	461, H&S 41960	03/25/2021	TCF	P68455	\$500.00
179539	SHANDIN HILLS GOLF CLUB EAGLE GOLF	461	03/03/2021	TCF	P68717	\$800.00
148736	SONU AND TONY CORPORATION, INC.	461(c)(3)(Q)	03/25/2021	TCF	P69030	\$300.00
19390	SULLY_MILLER CONTRACTING CO.	2004	03/25/2021	TCF	P68652	\$1,000.00
180588	SUNSTATE EQUIPMENT CO, LLC.	203	03/25/2021	TCF	P68705	\$800.00
161231	W & W AUTO SALE AND BODY REPAIR	1151(e)(1)	03/03/2021	TCF	P63977	\$400.00
140970	WESTWOOD CLEANERS	1421	03/03/2021	TCF	P68617	\$500.00
152307	WORKSTATION INDUSTRIES, INC	203(b)	03/31/2021	TCF	P68752	\$5,000.00
179854	ZANDI AND ASSOCIATE, LLC	461	03/03/2021	TCF	P68145	\$500.00
Total MSPAP Settlements: \$29,920.00						

SOUTH COAST AQMD RULES AND REGULATIONS INDEX MARCH 2021 PENALTY REPORT

REGULATION II - PERMITS

Rule 201	Permit to Construct
Rule 202	Temporary Permit to Operate
Rule 203	Permit to Operate

REGULATION IV - PROHIBITIONS

Rule 401	Visible Emissions
Rule 402	Nuisance
Rule 403	Fugitive Dust - Pertains to solid particulate matter emitted from man-made activities
Rule 461	Gasoline Transfer and Dispensing

REGULATION XI - SOURCE SPECIFIC STANDARDS

Rule 1102	Petroleum Solvent Dry Cleaners
Rule 1118	Emissions from Refinery Flares
Rule 1146	Emissions of Oxides of Nitrogen from Industrial, Institutional and Commercial Boilers, Steam Generators, and Process Heaters
Rule 1147	NOx Reductions from Miscellaneous Sources
Rule 1151	Motor Vehicle and Mobile Equipment Non-Assembly Line Coating Operations
Rule 1153.1	Emissions of Oxides of Nitrogen from Commercial Food Ovens
Rule 1155	Particulate Matter Control Devices
Rule 1173	Fugitive Emissions of Volatile Organic Compounds

REGULATION XIII - NEW SOURCE REVIEW

Rule 1303	Requirements
-----------	--------------

REGULATION XIV - TOXICS

Rule 1403	Asbestos Emissions from Demolition/Renovation Activities
Rule 1420	Emissions Standard for Lead
Rule 1421	Control of Perchloroethylene Emissions from Dry Cleaning Operations
Rule 1469	Hexavalent Chromium Emissions from Chrome Plating and Chromic Acid Anodizing Operations
Rule 1469.1	Spraying Operations Using Coatings Containing Chromium

REGULATION XX - REGIONAL CLEAN AIR INCENTIVES MARKET (RECLAIM)

Rule 2004 RECLAIM Program Requirements

Rule 2012 Protocol for Monitoring, Reporting, and Recordkeeping for Oxides of Nitrogen (NOx) Emissions

REGULATION XXX - TITLE V PERMITS

Rule 3002 Requirements for Title V Permits

CALIFORNIA HEALTH AND SAFETY CODE

41700 Violation of General Limitations

41960 Certification of Gasoline Vapor Recovery System

41960.2 Gasoline Vapor Recovery

CALIFORNIA CODE OF REGULATIONS

13 CCR 2460 Portable Equipment Testing Requirements

CODE OF FEDERAL REGULATIONS

40 CFR 61.145 Standard for Demolition and Renovation

BOARD MEETING DATE: May 7, 2021

AGENDA NO. 13

REPORT: Lead Agency Projects and Environmental Documents Received

SYNOPSIS: This report provides a listing of CEQA documents received by the South Coast AQMD between March 1, 2021 and March 31, 2021, and those projects for which the South Coast AQMD is acting as lead agency pursuant to CEQA.

COMMITTEE: Mobile Source, April 16, 2021, Reviewed

RECOMMENDED ACTION:
Receive and file.

Wayne Natri
Executive Officer

SR:SN:JW:LS:MC

CEQA Document Receipt and Review Logs (Attachments A and B) – Each month, South Coast AQMD receives numerous CEQA documents from other public agencies on projects that could adversely affect air quality. A listing of all documents received during the reporting period March 1, 2021 to March 31, 2021 is included in Attachment A. A list of active projects for which South Coast AQMD staff is continuing to evaluate or prepare comments for the December reporting period is included as Attachment B. A total of 48 CEQA documents were received during this reporting period and 25 comment letters were sent.

The Intergovernmental Review function, which consists of reviewing and commenting on the adequacy of the air quality analysis in CEQA documents prepared by other lead agencies, is consistent with the Board's 1997 Environmental Justice Guiding Principles and Environmental Justice Initiative #4. As required by the Environmental Justice Program Enhancements for FY 2002-03, approved by the Board in October 2002, each attachment notes proposed projects where South Coast AQMD has been contacted regarding potential air quality-related environmental justice concerns. South Coast AQMD has established an internal central contact to receive information on projects

with potential air quality-related environmental justice concerns. The public may contact South Coast AQMD about projects of concern by the following means: in writing via fax, email, or standard letters; through telephone communication; and as part of oral comments at South Coast AQMD meetings or other meetings where South Coast AQMD staff is present. The attachments also identify, for each project, the dates of the public comment period and the public hearing date, if applicable. Interested parties should rely on the lead agencies themselves for definitive information regarding public comment periods and hearings as these dates are occasionally modified by the lead agency.

At the January 6, 2006 Board meeting, the Board approved the Workplan for the Chairman's Clean Port Initiatives. One action item of the Chairman's Initiatives was to prepare a monthly report describing CEQA documents for projects related to goods movement and to make full use of the process to ensure the air quality impacts of such projects are thoroughly mitigated. In response to describing goods movement, CEQA documents (Attachments A and B) are organized to group projects of interest into the following categories: goods movement projects; schools; landfills and wastewater projects; airports; general land use projects, etc. In response to the mitigation component, guidance information on mitigation measures was compiled into a series of tables relative to: off-road engines; on-road engines; harbor craft; ocean-going vessels; locomotives; fugitive dust; and greenhouse gases. These mitigation measure tables are on the CEQA webpages portion of South Coast AQMD's website at: <http://www.aqmd.gov/home/regulations/ceqa/air-quality-analysis-handbook/mitigation-measures-and-control-efficiencies>. Staff will continue compiling tables of mitigation measures for other emission sources.

Staff focuses on reviewing and preparing comments for projects: where South Coast AQMD is a responsible agency; that may have significant adverse regional air quality impacts (e.g. special event centers, landfills, goods movement); that may have localized or toxic air quality impacts (e.g. warehouse and distribution centers); where environmental justice concerns have been raised; and which a lead or responsible agency has specifically requested South Coast AQMD review. If staff provided written comments to the lead agency as noted in the column "Comment Status," there is a link to the "South Coast AQMD Letter" under the Project Description. In addition, if staff testified at a hearing for the proposed project, a notation is provided under the "Comment Status." If there is no notation, then staff did not provide testimony at a hearing for the proposed project.

During the period of March 1, 2021 to March 31, 2021, South Coast AQMD received 48 CEQA documents. Of the 68 documents listed in Attachments A and B:

- 25 comment letters were sent;
- 20 documents were reviewed, but no comments were made;
- 19 documents are currently under review;
- 0 documents did not require comments (e.g., public notices);
- 0 documents were not reviewed; and
- 4 documents were screened without additional review.

(The above statistics are from March 1, 2021 to March 31, 2021 and may not include the most recent “Comment Status” updates in Attachments A and B.)

Copies of all comment letters sent to lead agencies can be found on South Coast AQMD’s CEQA webpage at the following internet address:

<http://www.aqmd.gov/home/regulations/ceqa/commenting-agency>.

South Coast AQMD Lead Agency Projects (Attachment C) – Pursuant to CEQA, South Coast AQMD periodically acts as lead agency for stationary source permit projects. Under CEQA, the lead agency is responsible for determining the type of CEQA document to be prepared if the proposal for action is considered to be a “project” as defined by CEQA. For example, an Environmental Impact Report (EIR) is prepared when South Coast AQMD, as lead agency, finds substantial evidence that the project may have significant adverse effects on the environment. Similarly, a Negative Declaration (ND) or Mitigated Negative Declaration (MND) may be prepared if South Coast AQMD determines that the project will not generate significant adverse environmental impacts, or the impacts can be mitigated to less than significance. The ND and MND are written statements describing the reasons why projects will not have a significant adverse effect on the environment and, therefore, do not require the preparation of an EIR.

Attachment C to this report summarizes the active projects for which South Coast AQMD is lead agency and is currently preparing or has prepared environmental documentation. As noted in Attachment C, South Coast AQMD continued working on the CEQA documents for three active projects during March.

Attachments

- A. Incoming CEQA Documents Log
- B. Ongoing Active Projects for Which South Coast AQMD Has or Will Conduct a CEQA Review
- C. Active South Coast AQMD Lead Agency Projects

ATTACHMENT A*
INCOMING CEQA DOCUMENTS LOG
March 1, 2021 to March 31, 2021

SOUTH COAST AQMD LOG-IN NUMBER	PROJECT DESCRIPTION	TYPE OF DOC.	LEAD AGENCY	COMMENT STATUS
PROJECT TITLE				
Warehouse & Distribution Centers LAC210302-02 Impex Fitness Expansion Project	The project consists of demolition of 18,722 square feet of existing structures, and construction of 72,478 square feet of warehouses and a 11,514-square-foot office building on 15.13 acres. The project is located at 2801 South Towne Avenue on the northwest corner of South Towne Avenue and Riverside Drive. Comment Period: 2/26/2021 - 3/18/2021 Public Hearing: 3/24/2021	Notice of Intent to Adopt a Mitigated Negative Declaration	City of Pomona	Document reviewed - No comments sent for this document received
Warehouse & Distribution Centers LAC210304-01 12793 Garvey Avenue Industrial Commercial Project	The project consists of construction of a 20,847-square-foot warehouse on 0.98 acres. The project is located on the northwest corner of Garvey Avenue and Wescott Avenue. Comment Period: 3/1/2021 - 3/30/2021 Public Hearing: 4/14/2021	Notice of Intent to Adopt a Mitigated Negative Declaration	City of Baldwin Park	Document reviewed - No comments sent for this document received
Warehouse & Distribution Centers RVC210309-02 Westmont Village Industrial Warehouse Project	The project consists of construction of four warehouses totaling 1,203,769 square feet on 83.58 acres. The project is located near the southwest corner of Van Buren Boulevard and Village West Drive in Riverside County. Reference RVC210217-04 Comment Period: 1/13/2021 - 4/7/2021 Public Hearing: 3/18/2021	Recirculated Notice of Preparation	March Joint Powers Authority	Document reviewed - No comments sent for this document received
Warehouse & Distribution Centers RVC210330-01 MA17132	The project consists of construction of two warehouses totaling 1,296,358 square feet on 81 acres. The project is located on the northeast corner of Montana Avenue and 28th Street. Reference RVC190903-14 Comment Period: 3/28/2021 - 4/12/2021 Public Hearing: N/A	Site Plan	City of Jurupa Valley	Document reviewed - No comments sent for this document received

*Sorted by Land Use Type (in order of land uses most commonly associated with air quality impacts), followed by County, then date received.

- Project has potential environmental justice concerns due to the nature and/or location of the project.

Documents received by the CEQA Intergovernmental Review program but not requiring review are not included in this report.

ATTACHMENT A
INCOMING CEQA DOCUMENTS LOG
March 1, 2021 to March 31, 2021

SOUTH COAST AQMD LOG-IN NUMBER	PROJECT DESCRIPTION	TYPE OF DOC.	LEAD AGENCY	COMMENT STATUS
PROJECT TITLE				
<i>Warehouse & Distribution Centers</i> SBC210316-02 PROJ-2020-000235	The project consists of construction of a 195,960-square-foot warehouse on 5.23 acres. The project is located on the southwest corner of Arrow Route and Almeria Avenue in the City of Fontana. http://www.aqmd.gov/docs/default-source/ceqa/comment-letters/2021/march/SBC210316-02.pdf Comment Period: 3/16/2021 - 3/25/2021 Public Hearing: N/A	Site Plan	County of San Bernardino	South Coast AQMD staff commented on 3/23/2021
<i>Industrial and Commercial</i> RVC210302-03 H and H All Plastics	The project consists of conversion of an existing 25,677-square-foot building to a plastics recycling and processing facility on 1.95 acres. The project is located at 340 East Menlo Avenue near the northeast corner of East Menlo Avenue and North State Street. http://www.aqmd.gov/docs/default-source/ceqa/comment-letters/2021/march/RVC210302-03.pdf Comment Period: 2/22/2021 - 3/3/2021 Public Hearing: 3/11/2021	Site Plan	City of Hemet	South Coast AQMD staff commented on 3/3/2021
<i>Industrial and Commercial</i> RVC210310-01 Renaissance Ranch Specific Plan	The project consists of construction of 97.2 acres of industrial uses, 18 acres of business park uses, 3.3 acres of roadway improvements, and 38.6 acres of open space on 157.1 acres. The project is located on the northwest corner of Palomino Creek Drive and Hostettler Road near the City of Lake Elsinore. http://www.aqmd.gov/docs/default-source/ceqa/comment-letters/2021/april/RVC210310-01.pdf Comment Period: 3/11/2021 - 4/10/2021 Public Hearing: 4/5/2021	Notice of Preparation	County of Riverside	South Coast AQMD staff commented on 4/6/2021
<i>Industrial and Commercial</i> RVC210323-09 MA21070	The project consists of construction of three industrial buildings totaling 191,196 square feet on 10.43 acres. The project is located near the northeast corner of Van Buren Boulevard and Jurupa Road. http://www.aqmd.gov/docs/default-source/ceqa/comment-letters/2021/april/RVC210323-09.pdf Comment Period: 3/23/2021 - 4/9/2021 Public Hearing: N/A	Site Plan	City of Jurupa Valley	South Coast AQMD staff commented on 4/6/2021
<i>Industrial and Commercial</i> SBC210302-01 SC Fuels	The project consists of construction of a 54,484-square-foot industrial building with fuel storage tanks on 4.77 acres. The project is located at 185 West Santa Ana Avenue near the southwest corner of West Santa Ana Avenue and South Riverside Avenue. http://www.aqmd.gov/docs/default-source/ceqa/comment-letters/2021/march/SBC210302-01.pdf Comment Period: 3/1/2021 - 3/20/2021 Public Hearing: N/A	Mitigated Negative Declaration	City of Rialto	South Coast AQMD staff commented on 3/16/2021

- Project has potential environmental justice concerns due to the nature and/or location of the project.
Documents received by the CEQA Intergovernmental Review program but not requiring review are not included in this report.

ATTACHMENT A
INCOMING CEQA DOCUMENTS LOG
March 1, 2021 to March 31, 2021

<u>SOUTH COAST AQMD LOG-IN NUMBER</u>	PROJECT DESCRIPTION	TYPE OF DOC.	LEAD AGENCY	COMMENT STATUS
PROJECT TITLE				
<i>Waste and Water-related</i>	The project consists of development of cleanup actions to remediate soil and groundwater contaminated with volatile organic compounds and a land use covenant to prohibit future development on 1.5 acres. The project is located at 525 East Alondra Boulevard on the northwest corner of South Avalon Boulevard and East Alondra Boulevard in the City of Gardena within the designated AB 617 Wilmington, Carson, West Long Beach community. http://www.aqmd.gov/docs/default-source/ceqa/comment-letters/2021/march/LAC210304-02.pdf Comment Period: 3/1/2021 - 3/30/2021 Public Hearing: N/A	Draft Statement of Basis	Department of Toxic Substances Control	South Coast AQMD staff commented on 3/23/2021
LAC210304-02 TP Industrial, Inc.				
<i>Waste and Water-related</i>	The project consists of development of land use covenant to prohibit future sensitive land uses and five years of monitoring and inspection on 1.37 acres. The project is located at 5447 West San Fernando Road near the southwest corner of West San Fernando Road and Doran Street in the City of Los Angeles. http://www.aqmd.gov/docs/default-source/ceqa/comment-letters/2021/april/LAC210311-02.pdf Comment Period: 3/10/2021 - 4/9/2021 Public Hearing: N/A	Draft Statement of Basis	Department of Toxic Substances Control	South Coast AQMD staff commented on 4/1/2021
LAC210311-02 Sunland Chemical and Research Corporation				
<i>Waste and Water-related</i>	The project consists of development of cleanup actions to excavate and dispose soil contaminated with volatile organic compounds, installation of soil vapor extraction and bioventing systems, and a land use covenant to prohibit future sensitive land uses on 20 acres. The project is located at 19205 Prairie Avenue near the southwest corner of Prairie Avenue and West 190th Street in the City of Torrance. http://www.aqmd.gov/docs/default-source/ceqa/comment-letters/2021/april/LAC210316-01.pdf Comment Period: 3/22/2021 - 4/20/2021 Public Hearing: N/A	Draft Response Plan	Los Angeles Regional Water Quality Control Board	South Coast AQMD staff commented on 4/13/2021
LAC210316-01 Prairie Avenue Property				
<i>Waste and Water-related</i>	The project consists of development of cleanup actions to remediate 130 cubic yards of soil contaminated with chlordane on 26 acres. The project is located at 6500 Atlantic Avenue on the northeast corner of Atlantic Avenue and Villa Park in the City of Long Beach. Reference LAC14118-06, LAC130906-03, LAC130723-04, and LAC120215-03 http://www.aqmd.gov/docs/default-source/ceqa/comment-letters/2021/april/LAC210316-07.pdf Comment Period: 3/18/2021 - 4/17/2021 Public Hearing: N/A	Draft Removal Action Workplan	Department of Toxic Substances Control	South Coast AQMD staff commented on 4/13/2021
LAC210316-07 Jordan High School				

- Project has potential environmental justice concerns due to the nature and/or location of the project.
Documents received by the CEQA Intergovernmental Review program but not requiring review are not included in this report.

ATTACHMENT A
INCOMING CEQA DOCUMENTS LOG
March 1, 2021 to March 31, 2021

SOUTH COAST AQMD LOG-IN NUMBER	PROJECT DESCRIPTION	TYPE OF DOC.	LEAD AGENCY	COMMENT STATUS
PROJECT TITLE				
<i>Waste and Water-related</i> LAC210323-01 Union Pacific Railroad Beverly Hills	Staff provided comments on the Draft Removal Action Workplan for the project, which can be accessed at: http://www.aqmd.gov/docs/default-source/ceqa/comment-letters/2020/October/LAC201001-06.pdf . The project consists of development of cleanup actions to remove soil contaminated with arsenic on five acres. The project is located on the southeast corner of Santa Monica Boulevard and North Doheny Drive in the City of Beverly Hills. Reference LAC201001-06 and LAC150609-02 Comment Period: N/A Public Hearing: N/A	Response to Comments	Department of Toxic Substances Control	Document reviewed - No comments sent for this document received
<i>Waste and Water-related</i> LAC210323-02 Operation NEXT Water Supply Program and Hyperion 2035 Program	The project consists of construction of a wastewater treatment system with a capacity of 217 million gallons per day on 144 acres. The project is located at 12000 Vista Del Mar Avenue near the southeast corner of Vista Del Mar Avenue and Interstate 105 in the community of Playa Del Rey. http://www.aqmd.gov/docs/default-source/ceqa/comment-letters/2021/april/LAC210323-02.pdf Comment Period: 3/15/2021 - 4/14/2021 Public Hearing: N/A	Notice of Preparation	City of Los Angeles Department of Water and Power	South Coast AQMD staff commented on 4/13/2021
<i>Waste and Water-related</i> ORC210309-01 Precision Optical Inc.	The project consists of development of cleanup actions to remediate groundwater contaminated with chlorinated solvents on 1.26 acres. The project is located near the southwest corner of West 17th Street and Babcock Street in the City of Costa Mesa. http://www.aqmd.gov/docs/default-source/ceqa/comment-letters/2021/april/ORC210309-01.pdf Comment Period: 3/8/2021 - 4/6/2021 Public Hearing: N/A	Draft Groundwater Removal Action Workplan	Department of Toxic Substances Control	South Coast AQMD staff commented on 4/1/2021
<i>Waste and Water-related</i> ORC210323-06 Syphon Reservoir Improvement Project	The project consists of construction of a dam 136 feet in height and 20 feet in width with a water storage capacity of 5,000 acre-feet. The project is located on the northeast corner of Portola Parkway and Bee Canyon Access Road in the community of Orchard Hills within Orange County. Reference ORC190802-03 Comment Period: 3/19/2021 - 5/18/2021 Public Hearing: 4/21/2021	Draft Environmental Impact Report	Irvine Ranch Water District	Under review, may submit written comments

- Project has potential environmental justice concerns due to the nature and/or location of the project.
Documents received by the CEQA Intergovernmental Review program but not requiring review are not included in this report.

ATTACHMENT A
INCOMING CEQA DOCUMENTS LOG
March 1, 2021 to March 31, 2021

SOUTH COAST AQMD LOG-IN NUMBER	PROJECT DESCRIPTION	TYPE OF DOC.	LEAD AGENCY	COMMENT STATUS
PROJECT TITLE				
<i>Waste and Water-related</i> SBC210323-08 Lighting Resources, LLC	The project consists of modifications to an existing hazardous waste facility permit to update emergency contact information. The project is located at 805 East Francis Street near the northeast corner of East Francis Street and East Campus Avenue in the City of Ontario. Reference SBC181031-01 Comment Period: N/A Public Hearing: N/A	Permit Modification	Department of Toxic Substances Control	Document reviewed - No comments sent for this document received
<i>Utilities</i> RVC210318-04 Oberon Renewable Energy Project	The project consists of construction of a 500-megawatt solar photovoltaic electric generating and storage facility with a 0.5-mile, 500-kilovolt generation tie transmission line on 4,700 acres. The project is generally located on the northeast corner of State Route 177 and Interstate 10 in the community of Desert Center within Riverside County. http://www.aqmd.gov/docs/default-source/ceqa/comment-letters/2021/april/RVC210318-04.pdf Comment Period: 3/18/2021 - 4/19/2021 Public Hearing: 4/13/2021	Notice of Preparation	Colorado River Basin Regional Water Quality Control Board	South Coast AQMD staff commented on 4/13/2021
<i>Transportation</i> ORC210330-02 Peters Canyon Bikeway Extension Project	The project consists of construction of 1.2 miles of bikeways. The project is located along Jamboree Road and Pioneer Road between the Canyon View Avenue and Jamboree Road intersection in the City of Orange to the north and the Pioneer Way and Pioneer Road intersection in the City of Tustin to the south. Comment Period: 3/25/2021 - 4/26/2021 Public Hearing: N/A	Notice of Intent to Adopt a Mitigated Negative Declaration	County of Orange	Document reviewed - No comments sent for this document received
<i>Transportation</i> SBC210309-03 BNSF Ono Lead Track Extension Project	The project consists of construction of two rail track segments totaling 4.3 miles. The project is located along the existing Burlington Northern Santa Fe corridor between the State Street and University Parkway intersection to the north and the West Fifth Street and North Mount Vernon Avenue intersection to the south and includes the designated AB 617 San Bernardino, Muscoy community. Reference SBC190924-03 Comment Period: 3/8/2021 - 4/22/2021 Public Hearing: N/A	Draft Environmental Impact Report	City of San Bernardino	Document reviewed - No comments sent for this document received

- Project has potential environmental justice concerns due to the nature and/or location of the project.
Documents received by the CEQA Intergovernmental Review program but not requiring review are not included in this report.

ATTACHMENT A
INCOMING CEQA DOCUMENTS LOG
March 1, 2021 to March 31, 2021

SOUTH COAST AQMD LOG-IN NUMBER	PROJECT DESCRIPTION	TYPE OF DOC.	LEAD AGENCY	COMMENT STATUS
PROJECT TITLE				
Institutional (schools, government, etc.) LAC210311-05 Mount San Antonio College Technology and Health Building	The project consists of demolition of existing structures and construction of a 152,668-square-foot building on 253,866 square feet. The project is located near the northwest corner of West Temple Avenue and Bonita Drive in the City of Walnut. Comment Period: 3/12/2021 - 4/12/2021 Public Hearing: 5/12/2021	Notice of Intent to Adopt a Mitigated Negative Declaration	Mount San Antonio Community College District	Document reviewed - No comments sent for this document received
Institutional (schools, government, etc.) LAC210318-02 Woodrow Wilson High School Aquatic Center	The project consists of demolition of existing basketball courts and construction of a 54,200-square-foot facility on a 1.6-acre portion of 28 acres. The project is located at 4400 East 10th Street on the southeast corner of East 10th Street and Bennett Avenue in the City of Long Beach. Comment Period: 3/18/2021 - 4/17/2021 Public Hearing: N/A	Notice of Intent to Adopt a Mitigated Negative Declaration	Long Beach Unified School District	Document reviewed - No comments sent for this document received
Institutional (schools, government, etc.) ORC210316-05 San Joaquin Marsh Reserve Water Conveyance and Drainage Improvement Project	The project consists of construction of water quality and treatment infrastructure on a 199-acre portion of 300 acres. The project is located on the southwest corner of Jamboree Road and Campus Drive in the City of Irvine. Comment Period: 3/11/2021 - 4/9/2021 Public Hearing: N/A	Notice of Intent to Adopt a Mitigated Negative Declaration	Regents of the University of California	Document reviewed - No comments sent for this document received
Institutional (schools, government, etc.) ORC210316-06 Chet Holifield Federal Building	The project consists of construction of a one-million-square-foot building on 86.5 acres. The project is located on the southeast corner of Avila Road and Alicia Parkway in the City of Laguna Niguel. Reference ORC200818-02 and ORC191001-08 Comment Period: 3/8/2021 - 4/7/2021 Public Hearing: 3/16/2021	Final Environmental Impact Statement	United States General Services Administration	Document reviewed - No comments sent for this document received

- Project has potential environmental justice concerns due to the nature and/or location of the project. Documents received by the CEQA Intergovernmental Review program but not requiring review are not included in this report.

ATTACHMENT A
INCOMING CEQA DOCUMENTS LOG
March 1, 2021 to March 31, 2021

SOUTH COAST AQMD LOG-IN NUMBER	PROJECT DESCRIPTION	TYPE OF DOC.	LEAD AGENCY	COMMENT STATUS
PROJECT TITLE				
Medical Facility LAC210303-01 ENV-2020-252: 6000-6032 West San Vincente Boulevard	The project consists of demolition of 20,925 square feet of existing structures and construction of a 48,027-square-foot hospital on 0.62 acres. The project is located on the southwest corner of South Ogden Drive and South San Vicente Boulevard in the community of Wilshire. Comment Period: 3/4/2021 - 3/24/2021 Public Hearing: N/A	Negative Declaration	City of Los Angeles	Document reviewed - No comments sent for this document received
Medical Facility RVC210318-03 Inland Valley Medical Center Project	The project consists of demolition of existing structures and construction of a 290,000-square-foot medical facility to accommodate an increase in hospital beds from 102 to 202 on 22.24 acres. The project is located on the northwest corner of Inland Valley Drive and Prielipp Road. http://www.aqmd.gov/docs/default-source/ceqa/comment-letters/2021/april/RVC210318-03.pdf Comment Period: 3/17/2021 - 4/15/2021 Public Hearing: 3/29/2021	Notice of Preparation	City of Wildomar	South Coast AQMD staff commented on 4/13/2021
Retail LAC210316-04 Shell Compressed Natural Gas Dispensing Station Project	The project consists of construction of 3,200 linear feet of natural gas pipelines four inches in diameter, three compressed natural gas (CNG) dispensers, three CNG storage tanks, two compressors, one dryer, and a 3,700-square-foot fueling canopy on 16,220 square feet. The project is located at 20945 South Wilmington Avenue on the northwest corner of South Wilmington Avenue and East Dominguez Street and in the designated AB 617 Wilmington, Carson, West Long Beach community. http://www.aqmd.gov/docs/default-source/ceqa/comment-letters/2021/april/LAC210316-04.pdf Comment Period: 3/11/2021 - 4/9/2021 Public Hearing: N/A	Notice of Intent to Adopt a Mitigated Negative Declaration	City of Carson	South Coast AQMD staff commented on 4/6/2021
Retail LAC210323-11 Malibu Inn Motel	The project consists of construction of a 7,693-square-foot motel with 20 rooms and subterranean parking on 1.8 acres. The project is located at 22959 Pacific Coast Highway near the northeast corner of Pacific Coast Highway and Sweetwater Canyon Road. Comment Period: 3/30/2021 - 4/28/2021 Public Hearing: N/A	Notice of Intent to Adopt a Mitigated Negative Declaration (received after close of comment period)	City of Malibu	Document reviewed - No comments sent for this document received

- Project has potential environmental justice concerns due to the nature and/or location of the project.
 Documents received by the CEQA Intergovernmental Review program but not requiring review are not included in this report.

ATTACHMENT A
INCOMING CEQA DOCUMENTS LOG
March 1, 2021 to March 31, 2021

SOUTH COAST AQMD LOG-IN NUMBER	PROJECT DESCRIPTION	TYPE OF DOC.	LEAD AGENCY	COMMENT STATUS
PROJECT TITLE				
Retail	The project consists of construction of a 3,130-square-foot convenience store, a 3,605-square-foot car wash facility, 9,504 square feet of restaurant uses, 16,862 square feet of retail uses, a gasoline service station with 12 pumps, and a 2,496-square-foot fueling canopy on 12.39 acres. The project is located on the northwest corner of Oak Valley Parkway and Beaumont Avenue. Reference RVC190809-08 http://www.aqmd.gov/docs/default-source/ceqa/comment-letters/2021/march/RVC210303-02.pdf	Site Plan	City of Beaumont	South Coast AQMD staff commented on 3/16/2021
RVC210303-02				
Beaumont Village				
	Comment Period: 3/3/2021 - 3/24/2021 Public Hearing: 3/25/2021			
Retail	The project consists of construction of 43,120 square feet of retail uses on 3.9 acres. The project is located on the northwest corner of West Lakeshore Drive and Manning Street.	Notice of Intent to Adopt a Mitigated Negative Declaration	City of Lake Elsinore	Document reviewed - No comments sent for this document received
RVC210330-03				
Lakeview Plaza				
	Comment Period: 3/29/2021 - 4/28/2021 Public Hearing: 5/18/2021			
General Land Use (residential, etc.)	The project consists of construction of a 93,355-square-foot building with 84 residential units and subterranean parking on 32,362 square feet. The project is located at 86 South Fair Oaks Avenue on the northeast corner of South Fair Oaks Avenue and East Dayton Street.	Draft Sustainable Communities Environmental Assessment	City of Pasadena	Document reviewed - No comments sent for this document received
LAC210309-04				
Central Park Apartments Project				
	Comment Period: 3/8/2021 - 4/6/2021 Public Hearing: N/A			
General Land Use (residential, etc.)	The project consists of demolition of 114,600 square feet of existing buildings, and construction of four buildings totaling 994,982 square feet on 6.27 acres with one of the two development options. Option one will include 737 residential units, 48,000 square feet of office uses, and 95,000 square feet of commercial uses including a hotel with 180 rooms. Option two will include construction of 827 residential units, 48,000 square feet of office uses, and 95,000 square feet of commercial uses. The project is located on the southeast corner of Sunset Boulevard and White Knoll Drive in the community of Central City North. Reference LAC180522-07	Draft Environmental Impact Report	City of Los Angeles	Document reviewed - No comments sent for this document received
LAC210311-03				
1111 Sunset				
	Comment Period: 3/11/2021 - 4/26/2021 Public Hearing: N/A			

- Project has potential environmental justice concerns due to the nature and/or location of the project. Documents received by the CEQA Intergovernmental Review program but not requiring review are not included in this report.

ATTACHMENT A
INCOMING CEQA DOCUMENTS LOG
March 1, 2021 to March 31, 2021

SOUTH COAST AQMD LOG-IN NUMBER	PROJECT DESCRIPTION	TYPE OF DOC.	LEAD AGENCY	COMMENT STATUS
PROJECT TITLE				
General Land Use (residential, etc.) LAC210323-10 Whitmore Villa Residential Development	The project consists of construction of 63 residential units totaling 82,707 square feet with subterranean parking on 2.8 acres. The project is located at 126 North New Avenue on the southeast corner of North New Avenue and Whitmore Street. Comment Period: 3/16/2021 - 4/5/2021 Public Hearing: N/A	Mitigated Negative Declaration	City of Monterey Park	Document reviewed - No comments sent for this document received
General Land Use (residential, etc.) LAC210325-03 Vincent Place Residential Project	The project consists of demolition of 49,000 square feet of existing structures and construction of 119 residential units totaling 201,192 square feet on 8.05 acres. The project is located at 1024 West Workman Avenue on the southwest corner of West Workman Avenue and North Vincent Avenue. Comment Period: 3/22/2021 - 4/21/2021 Public Hearing: 5/25/2021	Notice of Intent to Adopt a Mitigated Negative Declaration	City of West Covina	Document reviewed - No comments sent for this document received
General Land Use (residential, etc.) LAC210330-04 100-132 North Catalina Avenue Project	The project consists of demolition of 8,929 square feet of existing buildings, and construction of 30 residential units totaling 49,311 square feet and 14,631 square feet of open space on 1.29 acres. The project is located on the northeast corner of North Catalina Avenue and Emerald Street. Comment Period: 3/25/2021 - 4/26/2021 Public Hearing: 3/8/2021	Notice of Preparation	City of Redondo Beach	Under review, may submit written comments
General Land Use (residential, etc.) ORC210302-04 Red Hill Mixed-Use Project	The project consists of subdivision of 3.8 acres for future development of 137 residential units and 7,000 square feet of commercial uses. The project is located on the northwest corner of Red Hill Avenue and San Juan Street. http://www.aqmd.gov/docs/default-source/ceqa/comment-letters/2021/march/ORC210302-04.pdf Comment Period: 2/25/2021 - 3/12/2021 Public Hearing: N/A	Site Plan	City of Tustin	South Coast AQMD staff commented on 3/9/2021

- Project has potential environmental justice concerns due to the nature and/or location of the project. Documents received by the CEQA Intergovernmental Review program but not requiring review are not included in this report.

ATTACHMENT A
INCOMING CEQA DOCUMENTS LOG
March 1, 2021 to March 31, 2021

SOUTH COAST AQMD LOG-IN NUMBER	PROJECT DESCRIPTION	TYPE OF DOC.	LEAD AGENCY	COMMENT STATUS
PROJECT TITLE				
General Land Use (residential, etc.) RVC210318-01 Crestview Apartments	The project consists of construction of 237 residential units totaling 253,170 square feet on 9.44 acres. The project is located on the northwest corner of Central Avenue and Sycamore Canyon Boulevard. Reference RVC200708-19 <div> Comment Period: 3/19/2021 - 5/3/2021 Public Hearing: N/A </div>	Notice of Availability of a Draft Environmental Impact Report	City of Riverside	Document reviewed - No comments sent for this document received
General Land Use (residential, etc.) RVC210323-03 MA21060	The project consists of roadway realignment for future development of 93 residential units on 45.85 acres. The project is located on the southwest corner of Canal Street and 28th Street. <div> Comment Period: 3/22/2021 - 4/5/2021 Public Hearing: N/A </div>	Site Plan	City of Jurupa Valley	Document reviewed - No comments sent for this document received
General Land Use (residential, etc.) RVC210323-05 Ventana Specific Plan	The project consists of construction of 103 residential units totaling 1,967,605 square feet on 45.17 acres. The project is located near the northeast corner of Madison Street and Avenue 50. Reference RVC210112-05 <div> Comment Period: 3/24/2021 - 5/7/2021 Public Hearing: N/A </div>	Draft Environmental Impact Report	City of Indio	Document reviewed - No comments sent for this document received
Plans and Regulations LAC210311-04 Florence-Firestone Transit Oriented District Specific Plan	The project consists of development of policies, strategies, and design guidelines to guide future development in proximity to public transit stations with a planning horizon of 2035 on 3.6 square miles. The project is generally located along Graham Avenue between Slauson Avenue to the north and 103rd Street to the south in the community of Florence-Firestone and includes the designated AB 617 Southeast Los Angeles community. http://www.aqmd.gov/docs/default-source/ceqa/comment-letters/2021/april/LAC210311-04.pdf <div> Comment Period: 3/15/2021 - 4/14/2021 Public Hearing: 3/25/2021 </div>	Notice of Preparation	County of Los Angeles	South Coast AQMD staff commented on 4/6/2021

- Project has potential environmental justice concerns due to the nature and/or location of the project.
Documents received by the CEQA Intergovernmental Review program but not requiring review are not included in this report.

ATTACHMENT A
INCOMING CEQA DOCUMENTS LOG
March 1, 2021 to March 31, 2021

SOUTH COAST AQMD LOG-IN NUMBER	PROJECT DESCRIPTION	TYPE OF DOC.	LEAD AGENCY	COMMENT STATUS
PROJECT TITLE				
Plans and Regulations	The project consists of updates to the City's General Plan elements and strategies for land use, circulation, conservation, open space, noise, safety, housing, and environmental justice with a planning horizon of 2040 on 18.97 square miles. The project is bounded by City of Compton to the north, Interstate 710 to the east, Pacific Coast Highway to the south, and Interstate 110 to the west and includes the designated AB 617 Wilmington, Carson, West Long Beach community. Reference LAC171109-05 and LAC171107-02 http://www.aqmd.gov/docs/default-source/ceqa/comment-letters/2021/april/LAC210323-04.pdf	Recirculated Notice of Preparation	City of Carson	South Coast AQMD staff commented on 4/13/2021
LAC210323-04 City of Carson General Plan Update	Comment Period: 3/22/2021 - 4/21/2021 Public Hearing: 4/14/2021			
Plans and Regulations	The project consists of updates to the City's General Plan Housing Element to assess housing needs, densities, and development standards with a planning horizon of 2029. The project encompasses 17.1 square miles and is bounded by City of Los Angeles to the north, east, and west and State Route 134 to the south. http://www.aqmd.gov/docs/default-source/ceqa/comment-letters/2021/march/LAC210325-01.pdf	Notice of Preparation (received after close of comment period)	City of Burbank	South Coast AQMD staff commented on 3/25/2021
LAC210325-01 Burbank Housing Element Update and Associated General Plan Updates	Comment Period: 2/22/2021 - 3/23/2021 Public Hearing: 2/27/2021			
Plans and Regulations	The project consists of amendments to zoning and land use designation from residential uses to commercial uses on 56.9 acres. The project is located on the northeast corner of Avenue 52 and Education Way in the designated AB 617 Eastern Coachella Valley community.	Notice of Intent to Adopt a Negative Declaration	City of Coachella	Document reviewed - No comments sent for this document received
RVC210325-02 B-4 Ranch Re-Zone Project	Comment Period: 3/25/2021 - 4/13/2021 Public Hearing: 4/21/2021			

- Project has potential environmental justice concerns due to the nature and/or location of the project. Documents received by the CEQA Intergovernmental Review program but not requiring review are not included in this report.

ATTACHMENT B*

SOUTH COAST AQMD LOG-IN NUMBER	PROJECT DESCRIPTION	TYPE OF DOC.	LEAD AGENCY	COMMENT STATUS
PROJECT TITLE				
Warehouse & Distribution Centers	The project consists of construction of a 545,735-square-foot warehouse on 26.05 acres. The project is located on the southwest corner of Arrow Highway and Vincent Avenue. Reference LAC200304-08 and LAC190104-01	Notice of Availability of a Draft Environmental Impact Report	City of Irwindale	**Under review, may submit written comments
LAC210217-02 5175 Vincent Avenue Project				
	Comment Period: 2/17/2021 - 4/2/2021			
Public Hearing: N/A				
Waste and Water-related	The project consists of modifications to an existing hazardous waste permit and a request for temporary authorization to install additional equipment to improve dewatering of battery wrecker material. The project is located at 720 South Seventh Avenue near the northeast corner of South Seventh Avenue and Salt Lake Avenue in the City of Industry. Reference LAC210114-07, LAC191115-02, and LAC180726-06	Permit Modification	Department of Toxic Substances Control	**Under review, may submit written comments
LAC210223-04 Quemetco, Inc.				
	Comment Period: N/A			
Public Hearing: N/A				
Warehouse & Distribution Centers	The project consists of construction of 5.5 million square feet of warehouses, 295,000 square feet of commercial uses, and 68.7 acres of open space on 532.7 acres. The project is located on the southwest corner of Interstate 10 and Sunset Avenue. http://www.aqmd.gov/docs/default-source/ceqa/comment-letters/2021/march/RVC210204-02.pdf	Notice of Preparation	City of Banning	South Coast AQMD staff commented on 3/2/2021
RVC210204-02 Sunset Crossroads Specific Plan				
	Comment Period: 2/2/2021 - 3/3/2021			
Public Hearing: 2/18/2021				
Warehouse & Distribution Centers	The project consists of construction of five warehouses totaling 283,165 square feet on 17 acres. The project is located on the northeast corner of Scott Road and Haun Road. http://www.aqmd.gov/docs/default-source/ceqa/comment-letters/2021/march/RVC210209-01.pdf	Site Plan	City of Menifee	South Coast AQMD staff commented on 3/2/2021
RVC210209-01 Freedom Business Park				
	Comment Period: 2/8/2021 - 3/3/2021			
Public Hearing: 3/2/2021				
Warehouse & Distribution Centers	The project consists of construction of four warehouses totaling 1,203,769 square feet on 83.58 acres. The project is located near the southwest corner of Van Buren Boulevard and Village West Drive in Riverside County. http://www.aqmd.gov/docs/default-source/ceqa/comment-letters/2021/march/RVC210217-04.pdf	Notice of Preparation	March Joint Powers Authority	South Coast AQMD staff commented on 3/2/2021
RVC210217-04 Westmont Village Industrial Warehouse Project				
	Comment Period: 1/13/2021 - 3/6/2021			
Public Hearing: 2/4/2021				

**Sorted by Comment Status, followed by Land Use, then County, then date received.*

- Project has potential environmental justice concerns due to the nature and/or location of the project.

**** Disposition may change prior to Governing Board Meeting**

ATTACHMENT B
ONGOING ACTIVE PROJECTS FOR WHICH SOUTH COAST AQMD HAS
OR IS CONTINUING TO CONDUCT A CEQA REVIEW

SOUTH COAST AQMD LOG-IN NUMBER	PROJECT DESCRIPTION	TYPE OF DOC.	LEAD AGENCY	COMMENT STATUS
PROJECT TITLE				
Warehouse & Distribution Centers RVC210223-03 SPA2021-0001	The project consists of construction of a 150,000-square-foot warehouse on 66 acres. The project is located on the northwest corner of Temescal Canyon Road and Tom Barnes Street. http://www.aqmd.gov/docs/default-source/ceqa/comment-letters/2021/march/RVC210223-03.pdf Comment Period: 2/16/2021 - 3/4/2021 Public Hearing: 3/4/2021	Site Plan	City of Corona	South Coast AQMD staff commented on 3/2/2021
Warehouse & Distribution Centers RVC210224-04 PLAN2021-0577	The project consists of construction of a 158,880-square-foot warehouse on 11.18 acres. The project is located near the southwest corner of State Route 60 and Potrero Boulevard. http://www.aqmd.gov/docs/default-source/ceqa/comment-letters/2021/march/RVC210224-04.pdf Comment Period: 2/24/2021 - 3/11/2021 Public Hearing: 3/11/2021	Site Plan	City of Beaumont	South Coast AQMD staff commented on 3/9/2021
Airports LAC201029-01 Los Angeles International Airport (LAX) Airfield and Terminal Modernization Project	The project consists of construction of an automated people mover station, a pedestrian bridge, an 11-gate concourse facility, and a 12-gate terminal. The project will also include westerly extension of one taxiway, reconfiguration of runway exits, and removal of remote gates. The project is located in the north and south airfields within the Los Angeles International Airport. The north airfield is located near the northeast corner of Pershing Drive and Sepulveda Boulevard. The south airfield is located at Taxiway C between Sepulveda Boulevard and Aviation Boulevard. Reference LAC190619-11 and LAC190404-01 http://www.aqmd.gov/docs/default-source/ceqa/comment-letters/2021/march/LAC201029-01.pdf Comment Period: 10/29/2020 - 3/15/2021 Public Hearing: 12/1/2020	Draft Environmental Impact Report	Los Angeles World Airports	South Coast AQMD staff commented on 3/12/2021
Waste and Water-related ORC210218-06 Lake Forest Zone B to C Pump Station Project	The project consists of demolition of an existing water pump station, and construction of a 1,791-square-foot water pump station with a capacity of 2,250 gallons per minute and a water management intertie system on 0.41 acres. The project is located near the southwest corner of Portola Parkway and Rancho Parkway in the City of Lake Forest. http://www.aqmd.gov/docs/default-source/ceqa/comment-letters/2021/march/ORC210218-06.pdf Comment Period: 2/18/2021 - 3/19/2021 Public Hearing: N/A	Notice of Intent to Adopt a Mitigated Negative Declaration	Irvine Ranch Water District	South Coast AQMD staff commented on 3/16/2021

- Project has potential environmental justice concerns due to the nature and/or location of the project.

**** Disposition may change prior to Governing Board Meeting**

ATTACHMENT B
ONGOING ACTIVE PROJECTS FOR WHICH SOUTH COAST AQMD HAS
OR IS CONTINUING TO CONDUCT A CEQA REVIEW

SOUTH COAST AQMD LOG-IN NUMBER	PROJECT DESCRIPTION	TYPE OF DOC.	LEAD AGENCY	COMMENT STATUS
PROJECT TITLE				
Waste and Water-related				
ORC210225-05 South Coast Water District Lift Station No. 2 Replacement Project	<p>The project consists of demolition of 3,000 square feet of existing sewer treatment facilities, and construction of a sewer lift station with a capacity of 3,000 gallon per minute, a sewer pipeline intertie system, an odor control scrubber, and roadway improvements on 1.2 acres. The project is located near the northeast corner of Country Club Drive and South Pacific Coast Highway in the City of Laguna Beach.</p> <p>http://www.aqmd.gov/docs/default-source/ceqa/comment-letters/2021/march/ORC210225-05.pdf</p> <p>Comment Period: 2/25/2021 - 3/29/2021 Public Hearing: 4/22/2021</p>	Mitigated Negative Declaration	South Coast Water District	South Coast AQMD staff commented on 3/16/2021
Transportation				
LAC210216-02 Metro C Line (Green) Extension to Torrance Project	<p>The project consists of construction of a 4.6-mile light rail transit (LRT) system with two stations. The project is located between the Redondo Beach Green LRT station at 5251 Marine Avenue near the northwest corner of Marine Avenue and Hindry Avenue in the City of Redondo Beach and the Torrance Regional Transit Center station at 20500 Madrona Avenue near the southeast corner of Madrona Avenue and Del Amo Boulevard in the City of Torrance.</p> <p>http://www.aqmd.gov/docs/default-source/ceqa/comment-letters/2021/march/LAC210216-02.pdf</p> <p>Comment Period: 1/29/2021 - 3/15/2021 Public Hearing: 2/23/2021</p>	Revised Notice of Preparation	Los Angeles County Metropolitan Transportation Authority	South Coast AQMD staff commented on 3/9/2021
Retail				
RVC210223-05 Shops at Jurupa Valley (MA20035)	<p>The project consists of construction of a 3,500-square-foot convenience store, a 4,800-square-foot car wash facility, a 26,000-square-foot hotel with 60 rooms, 151,300 square feet of retail uses, 18,400 square feet of restaurant uses, 46,000 square feet of office uses, and a gasoline service station with 12 pumps on 32 acres. The project is located on the northeast corner of Mission Boulevard and Pyrite Street.</p> <p>http://www.aqmd.gov/docs/default-source/ceqa/comment-letters/2021/march/RVC210223-05.pdf</p> <p>Comment Period: 2/22/2021 - 3/9/2021 Public Hearing: N/A</p>	Site Plan	City of Jurupa Valley	South Coast AQMD staff commented on 3/9/2021
General Land Use (residential, etc.)				
LAC210225-01 Long Beach RiverPark Residential Project	<p>The project consists of construction of 227 residential units and five acres of open space on 20 acres. The project is located on the northwest corner of West Wardlow Road and Golden Avenue in the designated AB 617 Wilmington, Carson, West Long Beach community.</p> <p>http://www.aqmd.gov/docs/default-source/ceqa/comment-letters/2021/march/LAC210225-01.pdf</p> <p>Comment Period: 3/29/2021 - 4/12/2021 Public Hearing: 3/24/2021</p>	Notice of Preparation	City of Long Beach	South Coast AQMD staff commented on 3/16/2021
General Land Use (residential, etc.)				
RVC210217-01 MA16045	<p>The project consists of subdivision of 917.3 acres for future development of 1,697 residential units, 18.4 acres of recreational uses, a 13.4-acre school, and 515.1 acres of open space. The project is located on the northeast corner of Muriel Drive and Paramount Drive Reference RVC190212-07, RVC181205-06, RVC180605-11, RVC170705-16, and RVC160422-03</p> <p>http://www.aqmd.gov/docs/default-source/ceqa/comment-letters/2021/march/RVC210217-01.pdf</p> <p>Comment Period: 2/17/2021 - 3/10/2021 Public Hearing: N/A</p>	Site Plan	City of Jurupa Valley	South Coast AQMD staff commented on 3/2/2021

- Project has potential environmental justice concerns due to the nature and/or location of the project.

** Disposition may change prior to Governing Board Meeting

ATTACHMENT B
ONGOING ACTIVE PROJECTS FOR WHICH SOUTH COAST AQMD HAS
OR IS CONTINUING TO CONDUCT A CEQA REVIEW

SOUTH COAST AQMD LOG-IN NUMBER	PROJECT DESCRIPTION	TYPE OF DOC.	LEAD AGENCY	COMMENT STATUS
PROJECT TITLE				
<i>General Land Use (residential, etc.)</i> RVC210218-02 Coral Mountain Resort	The project consists of construction of 600 residential units, a hotel with 150 rooms, 117,000 square feet of commercial uses, and 23.6 acres of recreational uses on 385.9 acres. The project is located on the southwest corner of 58th Avenue and Madison Street. http://www.aqmd.gov/docs/default-source/ceqa/comment-letters/2021/march/RVC210218-02.pdf Comment Period: 2/17/2021 - 4/2/2021 Public Hearing: 3/30/2021	Notice of Preparation	City of La Quinta	South Coast AQMD staff commented on 3/9/2021
<i>General Land Use (residential, etc.)</i> RVC210223-06 Quail Hill	The project consists of subdivision of 43.4 acres for future development of 145 residential units and 14.98 acres of open space. The project is located on the southwest corner of Goetz Road and Rancho Drive. http://www.aqmd.gov/docs/default-source/ceqa/comment-letters/2021/march/RVC210223-06.pdf Comment Period: 2/23/2021 - 3/11/2021 Public Hearing: 3/9/2021	Site Plan	City of Menifee	South Coast AQMD staff commented on 3/9/2021
<i>General Land Use (residential, etc.)</i> SBC210209-02 Gateway at Grand Terrace Specific Plan	The project consists of construction of 750 residential units, 359,218 square feet of commercial uses, 6.99 acres of roadway improvements, 16.65 acres of drainage facilities, and 9.18 acres of open space on 125 acres. The project is located on the southeast corner of Barton Road and Interstate 215. Reference SBC180426-03 http://www.aqmd.gov/docs/default-source/ceqa/comment-letters/2021/march/SBC210209-02.pdf Comment Period: 2/8/2021 - 3/9/2021 Public Hearing: 2/22/2021	Notice of Preparation	City of Grand Terrace	South Coast AQMD staff commented on 3/9/2021
<i>Plans and Regulations</i> LAC210204-05 General Plan Housing Element (Sixth Cycle Update) and Safety Element Updates	The project consists of development of policies, goals, and programs to comply with state, regional, and local housing and safety policies and guidelines with a planning horizon of 2029. The project encompasses 8.6 square miles and is bounded by Los Angeles National Forest to the north, City of Pasadena to the east, City of Glendale to the south, and unincorporated areas of Los Angeles County to the west. http://www.aqmd.gov/docs/default-source/ceqa/comment-letters/2021/march/LAC210204-05.pdf Comment Period: 2/1/2021 - 3/2/2021 Public Hearing: N/A	Notice of Preparation	City of La Canada Flintridge	South Coast AQMD staff commented on 3/2/2021
<i>Plans and Regulations</i> LAC210209-05 The 2021-2029 Housing Element Update	The project consists of updates to the City's General Plan Housing Element to assess housing needs, densities, and development standards with a planning horizon of 2029. The project encompasses 13.3 square miles and is bounded by unincorporated areas of Los Angeles County to the north and south, State Route 27 to east, and City of Agoura Hills to the west. http://www.aqmd.gov/docs/default-source/ceqa/comment-letters/2021/march/LAC210209-05.pdf Comment Period: 2/8/2021 - 3/9/2021 Public Hearing: 2/22/2021	Notice of Preparation	City of Calabasas	South Coast AQMD staff commented on 3/9/2021

- Project has potential environmental justice concerns due to the nature and/or location of the project.

**** Disposition may change prior to Governing Board Meeting**

ATTACHMENT B
ONGOING ACTIVE PROJECTS FOR WHICH SOUTH COAST AQMD HAS
OR IS CONTINUING TO CONDUCT A CEQA REVIEW

<u>SOUTH COAST AQMD LOG-IN NUMBER</u>	PROJECT DESCRIPTION	TYPE OF DOC.	LEAD AGENCY	COMMENT STATUS
PROJECT TITLE				
<i>Plans and Regulations</i>				
RVC210204-01 City of Menifee Sixth Cycle Housing Element Update Project	<p>The project consists of updates to the City's General Plan Housing Element to assess housing needs, densities, and development standards with a planning horizon of 2029. The project encompasses 46.62 square miles and is bounded by City of Perris to the north, unincorporated areas of Riverside County to the east, City of Murrieta to the south, and City of Wildomar to the west.</p> <p>http://www.aqmd.gov/docs/default-source/ceqa/comment-letters/2021/march/RVC210204-01.pdf</p> <p>Comment Period: 2/3/2021 - 3/5/2021 Public Hearing: 2/25/2021</p>	Notice of Preparation	City of Menifee	South Coast AQMD staff commented on 3/2/2021

- Project has potential environmental justice concerns due to the nature and/or location of the project.

** Disposition may change prior to Governing Board Meeting

ATTACHMENT C
ACTIVE SOUTH COAST AQMD LEAD AGENCY PROJECTS
THROUGH MARCH 31, 2021

PROJECT DESCRIPTION	PROPONENT	TYPE OF DOCUMENT	STATUS	CONSULTANT
Matrix Oil is proposing to: 1) install one new flare with a maximum rating of 39 million British thermal units per hour (MMBtu/hr) at Site 3 of the Sansinena Oil Field; and 2) increase the throughput of the existing flare at Site 9 from the previous permit limit of 13.65 million standard cubic feet over a 30-day period (MMSCF/30 days) to the maximum rating of 39 MMBtu/hr which is equivalent to 25.39 MMSCF/30 days.	Matrix Oil	Mitigated Negative Declaration	The consultant provided a preliminary draft Mitigated Negative Declaration which is undergoing South Coast AQMD staff review.	Yorke Engineering
Quemetco is proposing to modify existing South Coast AQMD permits to allow the facility to recycle more batteries and to eliminate the existing daily idle time of the furnaces. The proposed project will increase the rotary feed drying furnace feed rate limit from 600 to 750 tons per day and increase the amount of total coke material allowed to be processed. In addition, the project will allow the use of petroleum coke in lieu of or in addition to calcined coke, and remove one existing emergency diesel-fueled internal combustion engine (ICE) and install two new emergency natural gas-fueled ICEs.	Quemetco	Environmental Impact Report (EIR)	A Notice of Preparation/Initial Study (NOP/IS) was released for a 56-day public review and comment period from August 31, 2018 to October 25, 2018, and 154 comment letters were received. Two CEQA scoping meetings were held on September 13, 2018 and October 11, 2018 in the community. South Coast AQMD staff is reviewing the preliminary Draft EIR and has provided comments to the consultant.	Trinity Consultants
Sunshine Canyon Landfill is proposing to modify its South Coast AQMD permits for its active landfill gas collection and control system to accommodate the increased collection of landfill gas. The proposed project will: 1) install two new low emissions flares with two additional 300-hp electric blowers; and 2) increase the landfill gas flow limit of the existing flares.	Sunshine Canyon Landfill	Subsequent Environmental Impact Report (SEIR)	South Coast AQMD staff reviewed and provided comments on the preliminary air quality analysis and health risk assessment (HRA), which are being addressed by the consultant.	SCS Engineers

 [Back to Agenda](#)

BOARD MEETING DATE: May 7, 2021

AGENDA NO. 14

REPORT: Rule and Control Measure Forecast

SYNOPSIS: This report highlights South Coast AQMD rulemaking activities and public hearings scheduled for 2021.

COMMITTEE: No Committee Review

RECOMMENDED ACTION:
Receive and file.

Wayne Natri
Executive Officer

PMF:SN:SR:AK:ZS

2021 MASTER CALENDAR

The 2021 Master Calendar provides a list of proposed or proposed amended rules for each month, with a brief description, and a notation in the third column indicating if the rulemaking is for the 2016 AQMP, Toxics, AB 617 BARCT, or Other. Rulemaking efforts that are noted for implementation of the 2016 AQMP, Toxics, and AB617 BARCT are either statutorily required and/or are needed to address a public health concern. Projected emission reductions will be determined during rulemaking.

Staff continues to move forward with rulemaking, recognizing stakeholders' resource limitations due to COVID-19. To maintain social distancing while integrating public participation in the rulemaking process, staff is connecting with stakeholders using tele- and videoconferencing. Also, staff has increased the review time for working group materials to allow stakeholders additional time to prepare for meetings. Lastly, working group meetings have been restructured to be shorter in duration to better accommodate the tele- and video-conferencing format.

The following symbols next to the rule number indicate if the rulemaking will be a potentially significant hearing, will reduce criteria pollutants, or is part of the RECLAIM transition. Symbols have been added to indicate the following:

** This rulemaking is a potentially significant hearing.
of ambient air quality standards.*

This rulemaking is part of the transition of RECLAIM to a command-and-control regulatory structure.

The following table provides a list of changes since the previous Rule Forecast Report.

445*	Wood Burning Devices
Proposed Amended Rule 445 is being moved from June to 2021 To-Be-Determined. U.S. EPA has advised that due to internal policy changes, prior adopted and current proposed rule contingency measures may not be approvable. Staff is working with EPA to address their concerns which will require additional time.	
1100#	Implementation Schedule for NOx Facilities
Proposed Amended Rule 1100 is being removed from June 2021. Staff will address clarifications of units that are shutdown in a compliance advisory.	

** Potentially significant hearing*

+ Reduce criteria air contaminants and assist toward attainment of ambient air quality standards

Part of the transition of RECLAIM to a command-and-control regulatory structure

2021 MASTER CALENDAR

Month	Title and Description	Type of Rulemaking
June		
1466	Control of Particulate Emissions from Soils with Toxic Air Contaminants Proposed amendments to Rule 1466 will clarify existing provisions, update requirements for pre-approved monitors, and streamline implementation. <i>Michael Morris 909.396.3282; CEQA: Jillian Wong 909.396.3176; Socio: Ian MacMillan 909.396.3244</i>	Toxics
August		
1134	Emissions of Oxides of Nitrogen from Stationary Gas Turbines Proposed Amended Rule 1134 will revise startup, shutdown, and malfunction requirements and monitoring, reporting, and recordkeeping provisions to reflect amendments to rules regulating Continuous Emissions Monitoring Systems. Proposed amendments may also be needed to incorporate possible comments by U.S. EPA for approval into the SIP. <i>Michael Morris 909.396.3282; CEQA: Jillian Wong 909.396.3176; Socio: Ian MacMillan 909.396.3244</i>	AQMP/ AB 617 BARCT
1135	Emissions of Oxides of Nitrogen from Electricity Generating Facilities Proposed Amended Rule 1135 will revise startup, shutdown, and malfunction requirements and monitoring, reporting, and recordkeeping provisions to reflect amendments to rules regulating Continuous Emissions Monitoring Systems. Proposed amendments may also be needed to incorporate possible comments by U.S. EPA for approval into the SIP. <i>Michael Morris 909.396.3282; CEQA: Jillian Wong 909.396.3176; Socio: Ian MacMillan 909.396.3244</i>	AQMP/ AB 617 BARCT

* Potentially significant hearing

+ Reduce criteria air contaminants and assist toward attainment of ambient air quality standards

Part of the transition of RECLAIM to a command-and-control regulatory structure

2021 MASTER CALENDAR (Continued)

Month	Title and Description	Type of Rulemaking
August (Continued)		
1147.1 ^{*+##}	NO_x Reductions for Equipment at Aggregate Facilities Proposed Rule 1147.1 will establish NO _x emission limits to reflect Best Available Retrofit Control Technology for NO _x equipment at aggregate facilities and will apply to RECLAIM and non-RECLAIM facilities.	AQMP/ AB 617 BARCT
1147 ^{*+##}	NO_x Reductions from Miscellaneous Sources Proposed Amended Rule 1147 will remove equipment that will be regulated under Proposed Rule 1147.1. <i>Michael Krause 909.396.2706; CEQA: Jillian Wong 909.396.3176 and Socio: Ian MacMillan 909.396.3244</i>	
September		
429.1 ^{*+##}	Start-Up and Shutdown Exemption Provisions for Oxides of Nitrogen at Petroleum Refineries and Associated Facilities Proposed Rule 429.1 will establish start-up and shutdown provisions for petroleum refineries and facilities with operations associated with petroleum refineries. <i>Michael Morris 909.396.3282; CEQA: Jillian Wong 909.396.3176; Socio: Ian MacMillan 909.396.3244</i>	Other
1109 ^{*+##} 1109.1 ^{*+##}	Emissions of Oxides of Nitrogen from Boilers and Process Heaters in Petroleum Refineries Reduction of Emissions of Oxides of Nitrogen from Refinery Equipment Proposed Rule 1109.1 will establish NO _x emission limits to reflect BARCT for NO _x emitting equipment at petroleum refineries and related operations, and include monitoring, reporting, and recordkeeping requirements. Rule 1109 is proposed to be rescinded. <i>Michael Krause 909.396.2706; CEQA: Jillian Wong 909.396.3176; Socio: Ian MacMillan 909.396.3244</i>	AQMP/ AB 617 BARCT/ AB 617 CERP
1111	Reduction of NO_x Emissions from Natural-Gas-Fired, Fan-Type Central Furnaces Proposed amendments are be needed to address upcoming implementation dates. <i>Michael Krause 909.396.2706; CEQA: Jillian Wong 909.396.3176; Socio: Ian MacMillan 909.396.3244</i>	AQMP
1304 ^{*+##}	Exemptions Proposed Amended Rule 1304 will add a narrow exemption to address co-pollutant emissions associated with compliance with a BARCT requirement to reduce NO _x emissions. <i>Michael Morris 909.396.3282; CEQA: Jillian Wong 909.396.3176; Socio: Ian MacMillan 909.396.3244</i>	

* Potentially significant hearing

+ Reduce criteria air contaminants and assist toward attainment of ambient air quality standards

Part of the transition of RECLAIM to a command-and-control regulatory structure

2021 MASTER CALENDAR *(Continued)*

Month	Title and Description	Type of Rulemaking
October		
1115	Motor Vehicle Assembly Line Coating Operations Proposed amendments will address U.S. EPA RACT requirements. <i>TBD; CEQA: Jillian Wong 909.396.3176; Socio: Ian MacMillan 909.396.3244</i>	Other
1147.2 ^{*+ #}	NOx Reductions from Metal Melting and Heating Furnaces Proposed Rule 1147.2 will establish NOx emission limits to reflect Best Available Retrofit Control Technology for metal melting and heating furnaces and will apply to RECLAIM and non-RECLAIM facilities.	AQMP/ AB 617 BARCT
1147 ^{*+ #}	NOx Reductions from Miscellaneous Sources Proposed Amended Rule 1147 will remove equipment that will be regulated under Proposed Rule 1147.2. <i>Michael Morris 909.396.3282; CEQA: Jillian Wong 909.396.3176; Socio: Ian MacMillan 909.396.3244</i>	
1445*	Control of Toxic Emissions from Laser Arc Cutting Proposed Rule 1445 will establish requirements to reduce metal toxic air contaminant particulate emissions from laser arc cutting. <i>Michael Morris 909.396.3282; CEQA: Jillian Wong 909.396.3176; Socio: Ian MacMillan 909.396.3244</i>	Toxics
Regulation XX ^{*#}	RECLAIM Proposed Amended Regulation XX will address the transition of RECLAIM facilities to a command and control regulatory structure. <i>Michael Morris 909.396.3282; CEQA: Jillian Wong 909.396.3176; Socio: Ian MacMillan 909.396.3244</i>	AQMP
November		
118.1	Public Safety Provisions for Emergency Standby Engines Proposed Rule 118.1 will address use of emergency standby engines for essential public services and other similar entities during specific local public safety situations. <i>Jillian Wong 909.396.3176; CEQA: Jillian Wong 909.396.3176; Socio: Ian MacMillan 909.396.3244</i>	Other
1118*	Control of Emissions from Refinery Flares Proposed Amended Rule 1118 will incorporate revisions to further reduce flaring at refineries, provisions for clean service flares, and facility thresholds. The AB 617 Community Emission Reduction Plan has an emission reduction target to reduce flaring by 50 percent, if feasible. <i>Michael Krause 909.396.2706; CEQA: Jillian Wong 909.396.3176; Socio: Ian MacMillan 909.396.3244</i>	AQMP/ AB 617 CERP

* Potentially significant hearing

+ Reduce criteria air contaminants and assist toward attainment of ambient air quality standards

Part of the transition of RECLAIM to a command-and-control regulatory structure

2021 MASTER CALENDAR *(Continued)*

Month	Title and Description	Type of Rulemaking
November (Continued)		
1157.1	PM 10 Emission Reductions from Concrete and Asphalt Crushing and Grinding Operations Proposed Rule 1157.1 will establish requirements to minimize PM emissions from recycled concrete and asphalt crushing and grinding operations, including storage and transfer of materials. <i>Tracy Goss 909.396.3106; CEQA: Jillian Wong 909.396.3176; Socio: Ian MacMillan 909.396.3244</i>	Other
1159.1	Control of NOx Emissions from Nitric Acid Units Proposed Rule 1159.1 will establish requirements to reduce NOx emissions from nitric acid units that will apply to RECLAIM and non-RECLAIM facilities. <i>Michael Morris 909.396.3282; CEQA: Jillian Wong 909.396.3176; Socio: Ian MacMillan 909.396.3244</i>	AQMP/ AB 617 BARCT
1173	Control of Volatile Organic Compound Leaks and Releases from Components at Petroleum Facilities and Chemical Plants Proposed Amended Rule 1173 will further reduce emissions from petroleum and chemical plants by requiring early leak detection approaches consistent with AB 617 Community Emission Reduction Plan. <i>Michael Krause 909.396.2706; CEQA: Jillian Wong 909.396.3176; Socio: Ian MacMillan 909.396.3244</i>	Other/ AB 617 CERP
Regulation XIII ^{*#}	New Source Review Proposed Amended Regulation XIII will revise New Source Review provisions to address facilities that are transitioning from RECLAIM to a command-and-control regulatory structure. Staff may be proposing a new rule within Regulation XIII to address offsets for facilities that transition out of RECLAIM. <i>Michael Morris 909.396.3282; CEQA: Jillian Wong 909.396.3176; Socio: Ian MacMillan 909.396.3244</i>	AQMP
1470	Requirements for Stationary Diesel-Fueled Internal Combustion and Other Compression Ignition Engines Proposed Amended Rule 1470 will address provisions for essential public services for testing engines and additional provisions, if needed, to ensure proposed amendments meet state requirements. <i>Jillian Wong 909.396.3176; CEQA: Jillian Wong 909.396.3176; Socio: Ian MacMillan 909.396.3244</i>	Toxics

* Potentially significant hearing

+ Reduce criteria air contaminants and assist toward attainment of ambient air quality standards

Part of the transition of RECLAIM to a command-and-control regulatory structure

2021 MASTER CALENDAR (Continued)

Month	Title and Description	Type of Rulemaking
December		
219* 461 461.1	<p>Equipment Not Requiring a Written Permit Pursuant to Regulation II</p> <p>Gasoline Transfer and Dispensing</p> <p>Mobile Refueling Gasoline Transfer and Dispensing</p> <p>Proposed Amended Rule 219 will modify permitting requirements for mobile fueling operations. Proposed Amended 461 will remove requirements for mobile refueling operations and Proposed Rule 461.1 will establish requirements for retail mobile refueling operations.</p> <p><i>Jillian Wong 909.396.3176; CEQA: Jillian Wong 909.396.3176; Socio: Ian MacMillan 909.396.3244</i></p>	Other
1146.2 [#]	<p>Emissions of Oxides of Nitrogen from Large Water Heaters and Small Boilers and Process Heaters</p> <p>Proposed Amended Rule 1146.2 will update the NOx emission limit to reflect Best Available Retrofit Control Technology.</p> <p><i>Michael Krause 909.396.2706; CEQA: Jillian Wong 909.396.3176; Socio: Ian MacMillan 909.396.3244</i></p>	AQMP/ AB 617 BARCT
1147*+ [#] 1100 [#]	<p>NOx Reductions from Miscellaneous Sources</p> <p>Proposed Amended Rule 1147 will revise NOx emission limits to reflect Best Available Retrofit Control Technology for miscellaneous combustion sources and that will apply to RECLAIM and non-RECLAIM facilities.</p> <p>Implementation Schedule for NOx Facilities</p> <p>Proposed Amended Rule 1100 will establish the implementation schedule for Rule 1147 equipment at NOx RECLAIM and former NOx RECLAIM facilities.</p> <p><i>Michael Krause 909.396.2706; CEQA: Jillian Wong 909.396.3176; Socio: Ian MacMillan 909.396.3244</i></p>	AQMP/ AB 617 BARCT

* *Potentially significant hearing*

⁺ *Reduce criteria air contaminants and assist toward attainment of ambient air quality standards*

[#] Part of the transition of RECLAIM to a command-and-control regulatory structure

2021 MASTER CALENDAR (Continued)

Month	Title and Description	Type of Rulemaking
December (Continued)		
1153.1	Emissions of Oxides of Nitrogen from Commercial Food Ovens Proposed amendments to Rule 1153.1 may be needed to establish NO _x BARCT limits for the RECLAIM transition. <i>Michael Krause 909.396.2706; CEQA: Jillian Wong 909.396.3176; Socio: Ian MacMillan 909.396.3244</i>	AQMP/ AB 617 BARCT
1178	Further Reductions of VOC Emissions from Storage Tanks at Petroleum Facilities Proposed Amended Rule 1178 will incorporate the use of more advanced early leak detection methods and improve leak detection and repair programs for storage tanks to further reduce VOC emissions. Proposed amendments will implement one of the actions in the AB 617 Community Emission Reduction Plan. <i>Michael Morris 909.396.3282; CEQA: Jillian Wong 909.396.3176; Socio: Ian MacMillan 909.396.3244</i>	AB 617 CERP
1426.1	Control of Hexavalent Chromium Emissions from Metal Finishing Operations Proposed Rule 1426.1 will reduce hexavalent chromium emissions from chromium tanks used in metal finishing operations that do not have a chromium electroplating or chromic acid anodizing tank. <i>Jillian Wong 909.396.3176; CEQA: Jillian Wong 909.396.3176; Socio: Ian MacMillan 909.396.3244</i>	Toxics
1435*	Control of Emissions from Metal Heat Treating Processes Proposed Rule 1435 will establish requirements to reduce point source and fugitive toxic air contaminants including hexavalent chromium emissions from heat treating processes. Proposed Rule 1435 will also include monitoring, reporting, and recordkeeping requirements. <i>Jillian Wong 909.396.3176; CEQA: Jillian Wong 909.396.3176; Socio: Ian MacMillan 909.396.3244</i>	Toxics/ AB 617 CERP
2306	Emission Reductions from Indirect Sources at Railyards Proposed Rule 2306 will reduce emissions from indirect sources associated with railyards. <i>Ian MacMillan 909.396.3244; CEQA: Jillian Wong 909.396.3176; Socio: Ian MacMillan 909.396.3244</i>	AQMP/ AB 617 CERP

* Potentially significant hearing

+ Reduce criteria air contaminants and assist toward attainment of ambient air quality standards

Part of the transition of RECLAIM to a command-and-control regulatory structure

2021 To-Be-Determined

2021	Title and Description	Type of Rulemaking
102	Definition of Terms Proposed amendments may be needed to update and add definitions, and potentially modify exemptions. <i>TBD; CEQA: Jillian Wong 909.396.3176; Socio: Ian MacMillan 909.396.3244</i>	Other
103	Definition of Geographical Areas Proposed amendments are needed to update geographic areas to be consistent with state and federal references to those geographic areas. <i>TBD; CEQA: Jillian Wong 909.396.3176; Socio: Ian MacMillan 909.396.3244</i>	Other
209	Transfer and Voiding of Permits Proposed amendments may be needed to clarify requirements for change of ownership and permits and the assessment of associated fees. <i>Michael Krause 909.396.2706; CEQA: Jillian Wong 909.396.3176; Socio: Ian MacMillan 909.396.3244</i>	Other
219	Equipment Not Requiring a Written Permit Pursuant to Regulation II Proposed Amendments may be needed to address issues raised by U.S. EPA for approval in the State Implementation Plan. Proposed Amendments may also be needed to identify sources that are currently exempt from permitting. <i>TBD; CEQA: Jillian Wong 909.396.3176; Socio: Ian MacMillan 909.396.3244</i>	Other
222	Filing Requirements for Specific Emission Sources Not Requiring a Written Permit Pursuant to Regulation II Proposed Amendments may be needed to require certain equipment that is currently not permitted to register the equipment to gather information and emissions data. <i>TBD; CEQA: Jillian Wong 909.396.3176; Socio: Ian MacMillan 909.396.3244</i>	Other
223	Emission Reduction Permits for Large Confined Animal Facilities Proposed Amended Rule 223 will seek additional ammonia emission reductions from large confined animal facilities by lowering the applicability threshold. Proposed amendments will implement BCM-04 in the 2016 AQMP. <i>TBD; CEQA: Jillian Wong 909.396.3176; Socio: Ian MacMillan 909.396.3244</i>	AQMP
317	Clean Air Act Non-Attainment Fees Proposed amendments may be needed to modify CAA Section 185 fees for non-attainment. <i>TBD; CEQA: Jillian Wong 909.396.3176; Socio: Ian MacMillan 909.396.3244</i>	Other

* Potentially significant hearing

+ Reduce criteria air contaminants and assist toward attainment of ambient air quality standards

Part of the transition of RECLAIM to a command-and-control regulatory structure

2021 To-Be-Determined (*Continued*)

2021	Title and Description	Type of Rulemaking
407 [#]	Liquid and Gaseous Air Contaminants Proposed Amended Rule 407 will update SOx emission limits to reflect Best Available Retrofit Control Technology, if needed, remove exemptions for RECLAIM facilities, and update monitoring, reporting, and recordkeeping requirements. <i>TBD; CEQA: Jillian Wong 909.396.3176; Socio: Ian MacMillan 909.396.3244</i>	AB 617 BARCT
410	Odors from Transfer Stations and Material Recovery Facilities Proposed Amended Rule 410 will clarify existing provisions. Additional provisions may be needed to address activities associated with diversion of food waste to transfer stations or material recovery facilities. <i>TBD; CEQA: Jillian Wong 909.396.3176; Socio: Ian MacMillan 909.396.3244</i>	Other
425	Odors from Cannabis Processing Proposed Rule 425 will establish requirements for control of odors from cannabis processing. <i>Tracy Goss 909.396.3106; CEQA: Jillian Wong 909.396.3176; Socio: Ian MacMillan 909.396.3244</i>	Other
429	Start-Up and Shutdown Exemption Provisions for Oxides of Nitrogen Proposed amendments to Rule 429 update start-up and shutdown provisions for combustion equipment at refineries and facilities with related operations to petroleum refineries. <i>Michael Morris 909.396.3282; CEQA: Jillian Wong 909.396.3176; Socio: Ian MacMillan 909.396.3244</i>	Other
431.1 [#]	Sulfur Content of Gaseous Fuels Proposed Amended Rule 431.1 will assess exemptions, including RECLAIM, and update other provisions, if needed. <i>Michael Krause 909.396.2706; CEQA: Jillian Wong 909.396.3176; Socio: Ian MacMillan 909.396.3244</i>	AB 617 BARCT/ AB 617 CERP
431.2 [#]	Sulfur Content of Liquid Fuels Proposed Amended Rule 431.2 will assess exemptions, including RECLAIM, and update other provisions, if needed. <i>Michael Krause 909.396.2706; CEQA: Jillian Wong 909.396.3176; Socio: Ian MacMillan 909.396.3244</i>	AB 617 BARCT/ AB 617 CERP
431.3 [#]	Sulfur Content of Fossil Fuels Proposed Amended Rule 431.3 will assess exemptions, including RECLAIM, and update other provisions, if needed. <i>Michael Krause 909.396.2706; CEQA: Jillian Wong 909.396.3176; Socio: Ian MacMillan 909.396.3244</i>	AB 617 BARCT/ AB 617 CERP

* Potentially significant hearing

+ Reduce criteria air contaminants and assist toward attainment of ambient air quality standards

[#] Part of the transition of RECLAIM to a command-and-control regulatory structure

2021 To-Be-Determined (*Continued*)

2021	Title and Description	Type of Rulemaking
442.1 1107 1124 1136 1145 1171	Usage of Solvent Coating of Metal Parts and Products Aerospace Assembly and Component Manufacturing Operations Wood Products Coatings Plastic, Rubber, Leather, and Glass Coatings Solvent Cleaning Operations Proposed amendments will prohibit the sale, distribution, and application of materials that do not meet the VOC limits specified in Regulation XI rules and possible provisions to prohibit circumvention of VOC limits. <i>Tracy Goss 909.396.3106; CEQA: Jillian Wong 909.396.3176; Socio: Ian MacMillan 909.396.3244</i>	Other
445*	Wood Burning Devices Proposed Amended Rule 445 will address additional U.S. EPA requirements for Best Available Control Measures and potentially address ozone contingency measure requirements for the Coachella Valley. <i>Tracy Goss 909.396.3106; CEQA: Jillian Wong 909.396.3176; Socio: Ian MacMillan 909.396.3244</i>	AQMP
462	Organic Liquid Loading Proposed Amended Rule 462 will incorporate the use of advanced techniques to detect fugitive emissions and Facility Vapor Leak. Other amendments may be needed to streamline implementation and add clarity. <i>TBD; CEQA: Jillian Wong 909.396.3176; Socio: Ian MacMillan 909.396.3244</i>	Other
463	Organic Liquid Storage Proposed Amended Rule 463 will address the current test method and improve the effectiveness, enforceability, and clarity of the rule. Proposed amendments may also be needed to ensure consistency with Rule 1178. <i>TBD; CEQA: Jillian Wong 909.396.3176; Socio: Ian MacMillan 909.396.3244</i>	Other
468 [#]	Sulfur Recovery Units Proposed Amended Rule 468 will update SO _x emission limits to reflect Best Available Retrofit Control Technology, if needed, remove exemptions for RECLAIM facilities, and update monitoring, reporting, and recordkeeping requirements. <i>TBD; CEQA: Jillian Wong 909.396.3176; Socio: Ian MacMillan 909.396.3244</i>	AB 617 BARCT
469 [#]	Sulfuric Acid Units Proposed Amended Rule 469 will update SO _x emission limits to reflect Best Available Retrofit Control Technology, if needed, remove exemptions for RECLAIM facilities, and update monitoring, reporting, and recordkeeping requirements. <i>TBD; CEQA: Jillian Wong 909.396.3176; Socio: Ian MacMillan 909.396.3244</i>	AB 617 BARCT

* Potentially significant hearing

+ Reduce criteria air contaminants and assist toward attainment of ambient air quality standards

[#] Part of the transition of RECLAIM to a command-and-control regulatory structure

2021 To-Be-Determined (*Continued*)

2021	Title and Description	Type of Rulemaking
1101 [#]	Secondary Lead Smelters/Sulfur Oxides Proposed Amended Rule 1101 will update SOx emission limits to reflect Best Available Retrofit Control Technology, if needed, remove exemptions for RECLAIM facilities, and update monitoring, reporting, and recordkeeping requirements. <i>TBD; CEQA: Jillian Wong 909.396.3176; Socio: Ian MacMillan 909.396.3244</i>	AB 617 BARCT
1105 [#]	Fluid Catalytic Cracking Units SOx Proposed Amended Rule 1105 will update SOx emission limits to reflect Best Available Retrofit Control Technology, if needed, remove exemptions for RECLAIM facilities, and update monitoring, reporting, and recordkeeping requirements. <i>TBD; CEQA: Jillian Wong 909.396.3176; Socio: Ian MacMillan 909.396.3244</i>	AB 617 BARCT/ AB 617 CERP
1110.2 ^{*+##}	Emissions from Gaseous- and Liquid-Fueled Engines Proposed amendments will address use of emergency standby engines at essential public services for Public Safety Power Shutoff programs. Proposed amendments may also be needed to incorporate possible comments by U.S. EPA for approval into the SIP and address monitoring provisions for new engines. <i>Jillian Wong 909.396.3176; CEQA: Jillian Wong 909.396.3176; Socio: Ian MacMillan 909.396.3244</i>	AQMP/ AB 617 BARCT
1111.1	Zero-Emission Residential Furnaces Proposed Rule 1111.1 may include provisions to encourage zero emission residential furnaces that goes beyond Rule 1111 for gas-fired furnaces. <i>TBD; CEQA: Jillian Wong 909.396.3176; Socio: Ian MacMillan 909.396.3244</i>	AQMP
1113	Architectural Coatings Proposed amendments may be needed to clarify applicability of the rule with respect to potential delisted compounds. <i>Dave DeBoer 909.396.2329; CEQA: Jillian Wong 909.396.3176; Socio: Ian MacMillan 909.396.3244</i>	Other
1119 [#]	Petroleum Coke Calcining Operations – Oxides of Sulfur Proposed Amended Rule 1119 will update SOx emission limits to reflect Best Available Retrofit Control Technology, if needed, remove exemptions for RECLAIM facilities, and update monitoring, reporting, and recordkeeping requirements. <i>TBD; CEQA: Jillian Wong 909.396.3176; Socio: Ian MacMillan 909.396.3244</i>	AB 617 BARCT/ AB 617 CERP

* Potentially significant hearing

+ Reduce criteria air contaminants and assist toward attainment of ambient air quality standards

[#] Part of the transition of RECLAIM to a command-and-control regulatory structure

2021 To-Be-Determined (*Continued*)

2021	Title and Description	Type of Rulemaking
1121*	Control of Nitrogen Oxides from Residential Type, Natural-Gas-Fired Water Heaters Proposed amendments may be needed further reduce NO _x emissions from water heaters. <i>Michael Krause 909.396.2706; CEQA: Jillian Wong 909.396.3176; Socio: Ian MacMillan 909.396.3244</i>	AQMP
1121.1	Zero Emission Residential Water Heaters Proposed Rule 1121.1 may include provisions to encourage zero emission water heaters that goes beyond Rule 1121 for gas-fired water heaters. <i>TBD; CEQA: Jillian Wong 909.396.3176; Socio: Ian MacMillan 909.396.3244</i>	AQMP
1133.3	Emission Reductions from Greenwaste Composting Operations Proposed Amended Rule 1133.3 will seek additional VOCs and ammonia emission reductions from greenwaste and foodwaste composting. Proposed amendments will implement BCM-10 in the 2016 AQMP. <i>TBD; CEQA: Jillian Wong 909.396.3176; Socio: Ian MacMillan 909.396.3244</i>	AQMP
1138	Control of Emissions from Restaurant Operations Proposed Amended Rule 1138 will further reduce emissions from char boilers. <i>Tracy Goss 909.396.3106; CEQA: Jillian Wong 909.396.3176; Socio: Ian MacMillan 909.396.3244</i>	AQMP
1142	Marine Tank Vessel Operations Proposed Amended Rule 1142 will address VOC and hydrogen sulfide emissions from marine tank vessel operations, applicability, noticing requirements, and provide clarifications. <i>TBD; CEQA: Jillian Wong 909.396.3176; Socio: Ian MacMillan 909.396.3244</i>	Other
1146	Emissions of Oxides of Nitrogen from Industrial, Institutional, and Commercial Boilers, Steam Generators, and Process Heaters Proposed amendments to Rule 1146 may be needed to incorporate comments from U.S. EPA. <i>TBD; CEQA: Jillian Wong 909.396.3176; Socio: Ian MacMillan 909.396.3244</i>	Other
1146.1 [#]	Emissions of Oxides of Nitrogen from Small Industrial, Institutional, and Commercial Boilers, Steam Generators, and Process Heaters Proposed amendments to Rule 1146.1 may be needed to clarify provisions for industry-specific categories and to incorporate comments from U.S. EPA. <i>Michael Krause 909.396.2706; CEQA: Jillian Wong 909.396.3176; Socio: Ian MacMillan 909.396.3244</i>	Other

* Potentially significant hearing

⁺ Reduce criteria air contaminants and assist toward attainment of ambient air quality standards

[#] Part of the transition of RECLAIM to a command-and-control regulatory structure

2021 To-Be-Determined (*Continued*)

2021	Title and Description	Type of Rulemaking
1148.1*	Oil and Gas Production Wells Proposed Amendments to Rule 1148.1 may be needed to further reduce emissions from operations, implement early leak detection, odor minimization plans, and enhanced emissions and chemical reporting from oil and drilling sites consistent with the AB 617 Community Emission Reduction Plan. <i>TBD; CEQA: Jillian Wong 909.396.3176; Socio: Ian MacMillan 909.396.3244</i>	Other/ AB 617 CERP
1148.2	Notification and Reporting Requirements for Oil and Gas Wells and Chemical Suppliers Proposed amendments to Rule 1148.2 may be needed to improve notifications of well working activities to the community and to address other issues. <i>TBD; CEQA: Jillian Wong 909.396.3176; Socio: Ian MacMillan 909.396.3244</i>	Other/ AB 617 CERP
1166	Volatile Organic Compound Emissions from Decontamination of Soil Proposed Amended Rule 1166 will update requirements, specifically concerning notifications and usage of mitigation plans (site specific versus various locations). <i>Michael Morris 909.396.3282; CEQA: Jillian Wong 909.396.3176; Socio: Ian MacMillan 909.396.3244</i>	Other
1168	Adhesive and Sealant Applications Staff is considering possible amendments for foam insulation applications. Other amendments may also be needed. <i>Michael Morris 909.396.3282; CEQA: Jillian Wong 909.396.3176; Socio: Ian MacMillan 909.396.3244</i>	Other
1176	VOC Emissions from Wastewater Systems Proposed Amended Rule 1176 will clarify the applicability of the rule to include bulk terminals under definition of "Industrial Facilities," and streamline and clarify provisions. <i>TBD; CEQA: Jillian Wong 909.396.3176; Socio: Ian MacMillan 909.396.3244</i>	Other/ AB 617 CERP
1180	Refinery Fenceline and Community Air Monitoring Amendments to Rule 1180 may be needed to provide additional clarity and if Proposed Rule 1180.1 is adopted, provisions may be needed to provide additional clarity. <i>Michael Krause 909.396.2706; CEQA: Jillian Wong 909.396.3176; Socio: Ian MacMillan 909.396.3244</i>	Other
1180.1	Fenceline and Community Monitoring Proposed Rule 1180.1 may establish fenceline and community monitoring requirements for non-petroleum refineries and facilities that are not currently included in Rule 1180 – Refinery Fenceline and Community Air Monitoring. <i>Michael Krause 909.396.2706; CEQA: Jillian Wong 909.396.3176; Socio: Ian MacMillan 909.396.3244</i>	Other

* Potentially significant hearing

+ Reduce criteria air contaminants and assist toward attainment of ambient air quality standards

Part of the transition of RECLAIM to a command-and-control regulatory structure

2021 To-Be-Determined (*Continued*)

2021	Title and Description	Type of Rulemaking
1403*	Asbestos Emissions from Demolition/Renovation Activities Proposed Amended Rule 1403 will enhance implementation, improve rule enforceability, update provisions, notifications, exemptions, and align provisions with the applicable U.S. EPA National Emission Standard for Hazardous Air Pollutants (NESHAP) and other state and local requirements as necessary. <i>TBD; CEQA: Jillian Wong 909.396.3176; Socio: Ian MacMillan 909.396.3244</i>	Toxics
1404	Hexavalent Chromium Emissions from Cooling Towers Amendments may be needed to provide additional clarifications to use of process water that is associated with sources that have the potential to contain chromium in cooling towers. <i>TBD; CEQA: Jillian Wong 909.396.3176; Socio: Ian MacMillan 909.396.3244</i>	Toxics
1405	Control of Ethylene Oxide and Chlorofluorocarbon Emissions from Sterilization or Fumigation Processes Amendments may be needed to address ethylene oxide emissions from sterilization of medical equipment. <i>TBD; CEQA: Jillian Wong 909.396.3176; Socio: Ian MacMillan 909.396.3244</i>	Toxics
1415 1415.1	Reduction of Refrigerant Emissions from Stationary Air Conditioning Systems, and Reduction of Refrigerant Emissions from Stationary Refrigeration Systems Proposed Amended Rules 1415 and 1415.1 will align requirements with the proposed CARB Refrigerant Management Program and U.S. EPA's Significant New Alternatives Policy Rule provisions relative to prohibitions on specific hydrofluorocarbons. <i>David De Boer 909.396.2329; CEQA: Jillian Wong 909.396.3176; Socio: Ian MacMillan 909.396.3244</i>	Other
1420	Emissions Standard for Lead Proposed Amended Rule 1420 will update requirements to address arsenic emissions to close a regulatory gap between Rule 1420 and Rule 1407 - Control of Emissions of Arsenic, Cadmium, and Nickel from Non-Ferrous Metal Melting Operations. Other provisions may be needed to address storage and handling requirements, and revise closure requirements. <i>Michael Morris 909.396.3282; CEQA: Jillian Wong 909.396.3176; Socio: Ian MacMillan 909.396.3244</i>	Toxics

* Potentially significant hearing

+ Reduce criteria air contaminants and assist toward attainment of ambient air quality standards

Part of the transition of RECLAIM to a command-and-control regulatory structure

2021 To-Be-Determined (*Continued*)

2021	Title and Description	Type of Rulemaking
1420.1	Emission Standards for Lead and Other Toxic Air Contaminants from Large Lead-Acid Battery Recycling Facilities Proposed Amendments are needed to update applicable test methods and provide clarifications regarding submittal of a source-test protocol. Additional amendments may be needed to address monitoring and post closure requirements. <i>Michael Morris 909.396.3282; CEQA: Jillian Wong 909.396.3176; Socio: Ian MacMillan 909.396.3244</i>	Toxics
1420.2	Emission Standards for Lead from Metal Melting Facilities Proposed Amended Rule 1420.2 will update requirements to address arsenic emissions to close a regulatory gap between Rule 1420 and Rule 1407 - Control of Emissions of Arsenic, Cadmium, and Nickel from Non-Ferrous Metal Melting Operations. Additional amendments may be needed to address monitoring and post closure requirements. <i>Michael Morris 909.396.3282; CEQA: Jillian Wong 909.396.3176; Socio: Ian MacMillan 909.396.3244</i>	Toxics
1421	Control of Perchloroethylene Emissions from Dry Cleaning Systems Proposed amendments may be needed to address implementation issues. <i>TBD; CEQA: Jillian Wong 909.396.3176; Socio: Ian MacMillan 909.396.3244</i>	Toxics
1450*	Control of Methylene Chloride Emissions Proposed Rule 1450 will reduce methylene chloride emissions from furniture stripping and establish monitoring, reporting, and recordkeeping requirements. <i>Michael Morris 909.396.3282; CEQA: Jillian Wong 909.396.3176; and Socio: Ian MacMillan 909.396.3244</i>	Toxics
1455	Control of Hexavalent Chromium Emissions from Torch Cutting and Welding Proposed Rule 1455 will establish requirements to reduce hexavalent chromium emissions from torch cutting and welding of chromium alloys. <i>Michael Morris 909.396.3282; CEQA: Jillian Wong 909.396.3176; Socio: Ian MacMillan 909.396.3244</i>	Toxics
1460	Control of Particulate Emissions from Metal Cutting and Shredding Operations Proposed Rule 1460 will establish housekeeping and best management practices to minimize fugitive particulate emissions from metal cutting and shredding operations. <i>TBD; CEQA: Jillian Wong 909.396.3176; Socio: Ian MacMillan 909.396.3244</i>	Other

* Potentially significant hearing

+ Reduce criteria air contaminants and assist toward attainment of ambient air quality standards

Part of the transition of RECLAIM to a command-and-control regulatory structure

2021 To-Be-Determined (*Continued*)

2021	Title and Description	Type of Rulemaking
1466.1	Control of Particulate Emissions from Demolition of Buildings and Structures with Equipment and Processes with Metal Toxic Air Contaminants Proposed Rule 1466.1 would establish requirements to minimize PM emissions during the demolition of buildings that housed equipment and processes with metal toxic air contaminants and pollution control equipment. <i>TBD; CEQA: Jillian Wong 909.396.3176; Socio: Ian MacMillan 909.396.3244</i>	Toxics
1472	Requirements for Facilities with Multiple Stationary Emergency Standby Diesel-Fueled Internal Combustion Engines Proposed Amended Rule 1472 will remove provisions that are no longer applicable, update and streamline provisions to reflect the 2015 Health Risk Assessment Guidelines, and assess the need for a Compliance Plans. <i>Michael Morris 909.396.3282; CEQA: Jillian Wong 909.396.3176; Socio: Ian MacMillan 909.396.3244</i>	Toxics
1480	Toxics Monitoring Proposed amendments to Rule 1480 may be needed to remove fee provisions if they are incorporated in Regulation III. <i>Jillian Wong 909.396.3176; CEQA: Jillian Wong 909.396.3176 and Socio: Ian MacMillan 909.396.3244</i>	Toxics/ AB 617 CERP
2202*	On-Road Motor Vehicle Mitigation Options Proposed Amended Rule 2202 will streamline implementation for regulated entities, as well as reduce review and administration time for South Coast AQMD staff. Concepts may include program components to facilitate achieving average vehicle ridership (AVR) targets. <i>Carol Gomez 909.396.3264; CEQA: Jillian Wong 909.396.3176; Socio: Ian MacMillan 909.396.3244</i>	Other
Regulation XXIII* ⁺	Facility-Based Mobile Sources Proposed rules within Regulation XXIII would reduce emissions from indirect sources (e.g., mobile sources that visit facilities). <i>Ian MacMillan 909.396.3244; CEQA: Jillian Wong 909.396.3176 Socio: Ian MacMillan 909.396.3244</i>	AQMP/ Toxics/ AB 617 CERP

* Potentially significant hearing

⁺ Reduce criteria air contaminants and assist toward attainment of ambient air quality standards

[#] Part of the transition of RECLAIM to a command-and-control regulatory structure

2021 To-Be-Determined (*Continued*)

2021	Title and Description	Type of Rulemaking
Regulation II, III, IV, XIV, XI, XIX, XXIII, XXIV, XXX and XXXV	Various rule amendments may be needed to meet the requirements of state and federal laws, implement OEHHA's 2015 revised risk assessment guidance, changes from OEHHA to new or revised toxic air contaminants or their risk values, address variance issues, emission limits, technology-forcing emission limits, conflicts with other agency requirements, to abate a substantial endangerment to public health, additional reductions to meet SIP short-term measure commitments, to address issues raised by U.S. EPA or CARB for the SIP, compliance issues that are raised by the Hearing Board, or regulatory amendments needed as a result of the COVID-19 pandemic. Amendments to existing rules may be needed to address use of materials that contain chemicals of concern. The associated rule development or amendments include, but are not limited to, South Coast AQMD existing, or new rules to implement the 2012 or 2016 AQMP measures. This includes measures in the 2016 AQMP to reduce toxic air contaminants or reduce exposure to air toxics from stationary, mobile, and area sources. Rule adoption or amendments may include updates to provide consistency with CARB Statewide Air Toxic Control Measures, or U.S. EPA's National Emission Standards for Hazardous Air Pollutants. Rule adoption or amendments may be needed to implement AB 617 including but not limited to BARCT rules, Community Emission Reduction Plans prepared pursuant to AB 617, or new or amended rules to abate a public health issue identified through emissions testing or ambient monitoring.	Other/ AQMP/ Toxics/ AB 617 BARCT/ AB 617 CERP

* *Potentially significant hearing*

+ *Reduce criteria air contaminants and assist toward attainment of ambient air quality standards*

Part of the transition of RECLAIM to a command-and-control regulatory structure

BOARD MEETING DATE: May 7, 2021

AGENDA NO. 15

REPORT: Status Report on Major Ongoing and Upcoming Projects for Information Management

SYNOPSIS: Information Management is responsible for data systems management services in support of all South Coast AQMD operations. This action is to provide the monthly status report on major automation contracts and planned projects.

COMMITTEE: Administrative, April 9, 2021, Reviewed

RECOMMENDED ACTION:
Receive and file.

Wayne Nastri
Executive Officer

RMM:MAH:XC:dc

Background

Information Management (IM) provides a wide range of information systems and services in support of all South Coast AQMD operations. IM's primary goal is to provide automated tools and systems to implement Board-approved rules and regulations, and to improve internal efficiencies. The annual Budget and Board-approved amendments to the Budget specify projects planned during the fiscal year to develop, acquire, enhance, or maintain mission-critical information systems.

In light of COVID-19 and the related budget impact, we are evaluating all of our projects and delaying non-critical projects as long as possible.

Summary of Report

The attached report identifies the major projects/contracts or purchases that are ongoing or expected to be initiated within the next six months. Information provided for each project includes a brief project description and the schedule associated with known major milestones (issue RFP/RFQ, execute contract, etc.).

Attachment

Information Management Status Report on Major Ongoing and Upcoming Projects During the Next Six Months

ATTACHMENT
May 7, 2021 Board Meeting
Status Report on Major Ongoing and Upcoming Projects for Information Management

Project	Brief Description	Estimated Project Cost	Completed Actions	Upcoming Milestones
Office 365 Implementation	Acquire and implement Office 365 for South Coast AQMD staff	\$350,000	<ul style="list-style-type: none"> • Pre-assessment evaluation and planning completed • Board approved funding on October 5, 2018 • Developed implementation and migration plan • Acquired Office 365 licenses • Implemented Office 365 email (Exchange) and migrated all users • Trained staff in Office 365 Pro Plus desktop software • Implemented Office 365 Pro Plus, Office Web, and OneDrive for Business • Implemented Microsoft Teams 	<ul style="list-style-type: none"> • Implement Office 365 internal website (SharePoint) and migrate existing content
Cybersecurity Assessment	Perform a cybersecurity risk assessment that will identify any potential cybersecurity risks and recommend changes to align with industry standards and peer organizations	\$100,000	<ul style="list-style-type: none"> • RFP released March 5, 2021 	<ul style="list-style-type: none"> • Recommend Contract Award June 4, 2021 • Complete Cybersecurity Assessment September 30, 2021
Renewal of OnBase Software Support	Authorize the sole source purchase of OnBase software subscription and support for one year	\$140,000 (included in proposed FY 2021-22 budget)		<ul style="list-style-type: none"> • Request Board approval May 7, 2021 • Execute contract July 15, 2021

Project	Brief Description	Estimated Project Cost	Completed Actions	Upcoming Milestones
Permitting System Automation Phase 2	Enhanced Web application to automate filing of permit applications, Rule 222 equipment and registration for IC engines; implement electronic permit folder and workflow for internal South Coast AQMD users	\$525,000	<ul style="list-style-type: none"> • Board approved initial Phase 2 funding December 2017 • Board approved remaining Phase 2 funding October 5, 2018 • Completed report outlining recommendations for automation of Permitting Workflow • Developed application submittals and form filing for first nine of 32 400-E forms • Completed application submittals and form filing for 23 types of equipment under Rule 222 ready for User Testing • Deployed to production top three most frequently used Rule 222 forms: Negative Air Machines, Small Boilers, and Charbroilers • Completed requirements gathering for Phase II of the project (an additional 10 400-E-XX forms) • User Acceptance Testing and Deployment to production of Emergency IC Engines Form (EICE-RE) completed • Development of Phase II additional 12 400-E-XX forms completed 	<ul style="list-style-type: none"> • Complete User Acceptance Testing and Deployment to Production of first ten (10) 400-E-XX forms • Complete User Acceptance Testing and Deployment to Production of remaining 22 Rule 222 forms • Complete User Acceptance Testing and Deployment to Production of Phase II additional twelve (12) 400-E-XX forms
Phone System Upgrade	Upgrade components of the agency Cisco Unified Communications System that are past end of support	\$190,000 (not included in FY 2020-21 Budget)		<ul style="list-style-type: none"> • Request Board Approval to Release RFQ June 4, 2021 • Recommend Award September 3, 2021 • Complete upgrade December 30, 2021

Project	Brief Description	Estimated Project Cost	Completed Actions	Upcoming Milestones
South Coast AQMD Mobile Application Enhancements	Enhancement of Mobile application to incorporate FIND	\$60,000	<ul style="list-style-type: none"> • Vision and scope completed 	<ul style="list-style-type: none"> • Task Order issuance
AQ-SPEC Cloud Platform Phase II	Integrate separate data systems into the AQ-SPEC cloud-based platform to manage data and build interactive data visualizations and data dashboards for web-based viewing	\$313,350	<ul style="list-style-type: none"> • Project charter released • Task order issued, evaluated and awarded • Project kickoff completed 	<ul style="list-style-type: none"> • Requirement gathering
PeopleSoft Electronic Requisition	This will allow submittal of requisitions online, tracking multiple levels of approval, electronic archival, pre-encumbrance of budget, and streamlined workflow	\$75,800	<ul style="list-style-type: none"> • Project charter released • Task order issued, evaluated and awarded • Requirement gathering and system design completed • System setup and code development and user testing for Information Management completed • System setup and code development and User Acceptance Testing completed for Administrative and Human Resources completed • System setup for Technology Advancement Office completed 	<ul style="list-style-type: none"> • Deploy to IM and AHR Divisions • Training and Integrated User Testing for other divisions

Project	Brief Description	Estimated Project Cost	Completed Actions	Upcoming Milestones
Proposition 1B	Development of an online Grant Management System (GMS) portal for the Proposition 1B Program - Goods Movement Emission Reduction Program – Heavy-Duty Trucks	\$75,200	<ul style="list-style-type: none"> • Draft Charter Document issued • Project Initiation completed • Task order issued • Deployed Phase I to production – applicant/third party registration and application submission • Developed additional forms and customized GMS look and feel • User Acceptance Testing for additional forms completed 	<ul style="list-style-type: none"> • Develop AQMD staff evaluation module
Source Test Tracking System	Online Source Test Tracking System will keep track of timelines and quantify the number of test protocols and reports received. System will provide an external online portal to submit source testing protocols and reports, track the review process, and provide integration to all other business units. It will also provide an external dashboard to review the status of a submittal	\$250,000	<ul style="list-style-type: none"> • Project Charter approved • Project Initiation completed • Task Order issued • Project Kick-off completed • User requirements gathering for internal users Developed Full Business Process Model • Reviewed proposed automation with EQUATE group completed • Proposal for system development approved • Completed development of Sprint 1 of the Source Test Protocol and Report Tracking System • Completed development of Sprints 2, 3, 4, and 5 	<ul style="list-style-type: none"> • Develop Sprints 6, 7, and 8

Project	Brief Description	Estimated Project Cost	Completed Actions	Upcoming Milestones
VW Environmental Mitigation Action Plan Project	CARB has assigned South Coast AQMD to develop web applications for: Zero-Emission Class 8 Freight and Port Drayage Truck Project and Combustion Freight and Marine Project. The agency is also responsible for maintaining a database that will be queried for reporting	\$355,000	<ul style="list-style-type: none"> • Draft Charter Document issued • Project Initiation completed • Task order issued • Deployed Phase I to production • Phase II to production – Messaging, Evaluation, and Administration • Developed evaluation module and calculation module completed • Phase III - ZE Class 8 Application deployed to production • Developed Phase III – Ranking 	<ul style="list-style-type: none"> • User Acceptance Testing for Phase III – Ranking, Contracting, and Inspection
Lower-Emission School Bus Program	Development of an online Grant Management System (GMS) portal for the Lower-Emission School Bus Incentive Program	\$110,500	<ul style="list-style-type: none"> • Draft Charter Document issued • Project Initiation completed • Task order issued • Phase I deployed to production – applicant/third party registration and application submission • Customize GMS look and feel • Phase II AQMD staff can create new application on-line for applications received by mail 	<ul style="list-style-type: none"> • Develop staff evaluation module • Phase II Calculation, Ranking, Messaging, and Contracting

Projects that have been completed within the last 12 months are shown below.	
Completed Projects	
Project	Date Completed
Renewal of HP Server Maintenance & Support	April 30, 2021
Replace Your Ride Fund Management and Finance Integration	March 20, 2021
AER enhancements for reporting year 2020	December 30, 2020
South Coast AQMD Mobile Application Enhancements – Gridded AQI	December 9, 2020
Lower Emission School Bus Online Application Filing and Grant Management	December 9, 2020
Rule 1180 Fence Line Monitoring Web Site Enhancements II	November 6, 2020
Proposition 1B Online Application Filing and Grant Management Portal	November 6, 2020
CLASS Database Software Licensing	October 16, 2020
Flare Event Notification – Rule 1118 Phase II	October 14, 2020
Volkswagen Environmental Mitigation Administration Zero Emission Class 8	August 18, 2020
Ingres Actian X database migration	August 17, 2020
Rule 1403 Enhancement	July 1, 2020
Legal Office System	June 17, 2020
Document Conversion Services	June 30, 2020
Oracle PeopleSoft Software Support	June 5, 2020
Renewal of OnBase Software Support	May 1, 2020
Public Facing Permit Application Status Dashboard	May 1, 2020
Mobile Application Enhancement – Hourly Forecast	April 29, 2020
Renewal of HP Server Maintenance & Support	April 30, 2020
Rule 1180 Fence Line Monitoring Web Site Enhancements	April 3, 2020

Budget and Economic Outlook Update

Board Meeting

May 7, 2021



Presentation Topics

- Economic Indicators
- South Coast AQMD Metrics and Economic Implications
- Summary Charts

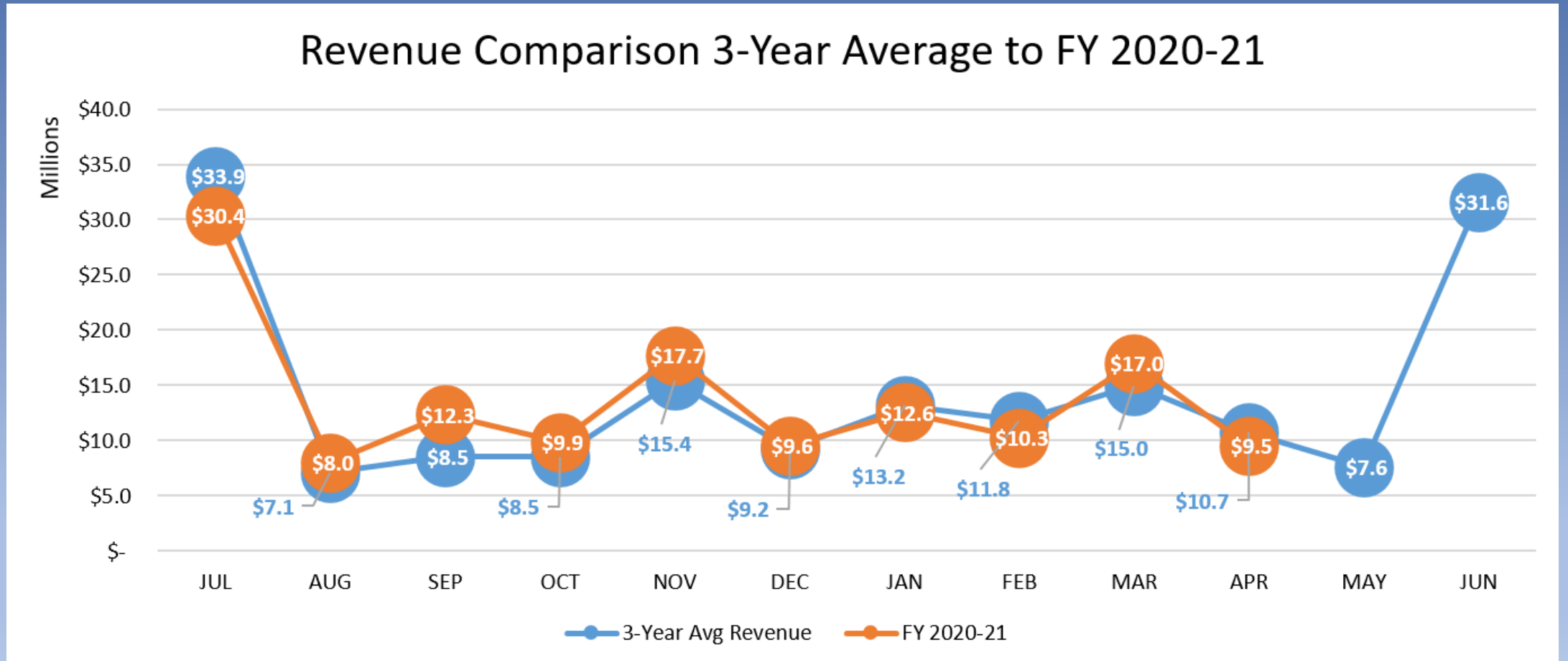
Summary of Metrics – Monthly

Metric			
State Economic Indicators	March 2020	March 2021	Notes
<i>Statewide Refinery Activity (Million Barrels Crude Oil Input)</i>	44.3	37.9	
<i>Port TEU Throughput (Million TEUs)</i>	1.0	1.8	
<i>Statewide Unemployment %</i>	4.5%	8.3%	
South Coast AQMD	April 2020	April 2021	
<i>Revenue</i>	\$14.1 million	\$9.5 million	
<i>Expenditures</i>	\$17.2 million	\$13.4 million	
<i>Vacancy Rate</i>	13.6%	17.7%	
<i>Permit Applications Received</i>	605	536	
<i>Expired Permits</i>	70	241	1 year to reinstate
<i>Fee Review Requests</i>	38	5	
<i>CEQA Activity</i>	62	38	

Summary of Metrics – Fiscal Year to Date

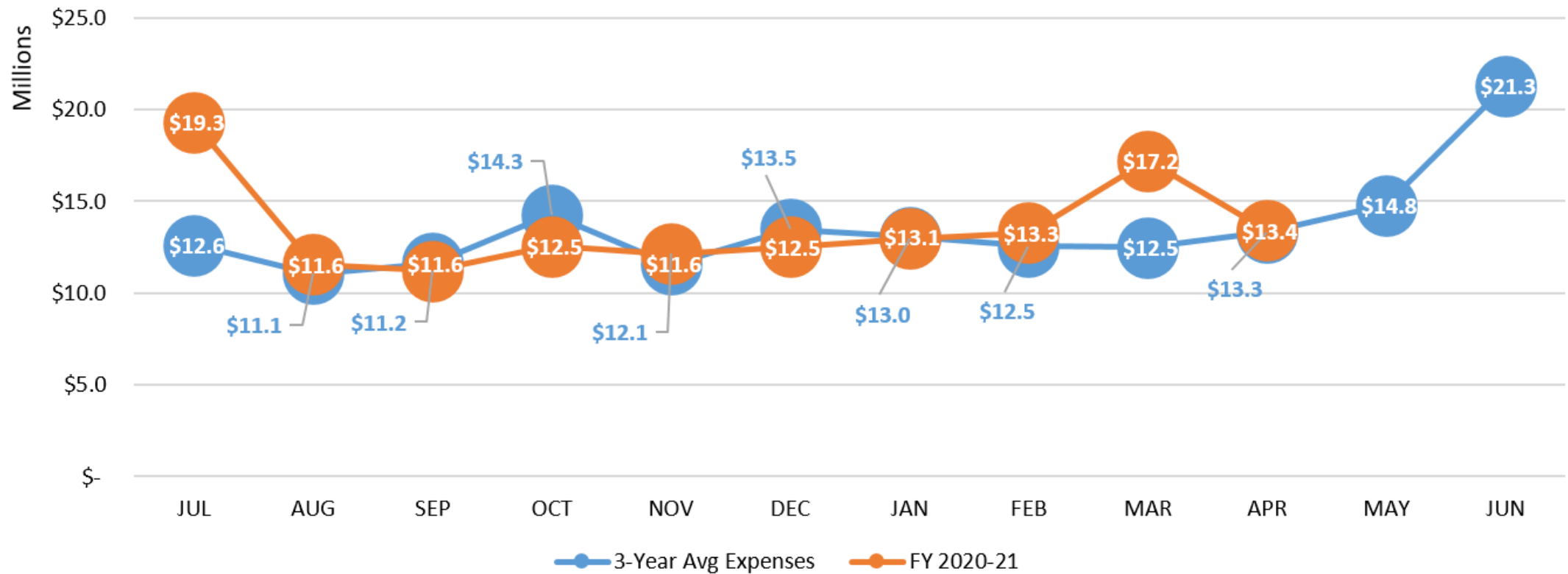
Metric			
State Economic Indicators	July 2019 – March 2020	July 2020 – March 2021	Notes
<i>Statewide Refinery Activity (Million Barrels Crude Oil Input)</i>	452	344	
<i>Port TEU Throughput (Million TEUs)</i>	12.2	15.1	
South Coast AQMD	July 2019 – April 2020	July 2020 – April 2021	
<i>Revenue</i>	\$146.9 million	\$137.3 million	
<i>Expenditures</i>	\$139.6 million	\$136.1 million	
<i>Permit Applications Received</i>	6,038	5,279	
<i>Expired Permits</i>	696	1,879	1 year to reinstate
<i>Fee Review Requests</i>	78	57	
<i>CEQA Activity</i>	595	493	

Revenue



Expenditures

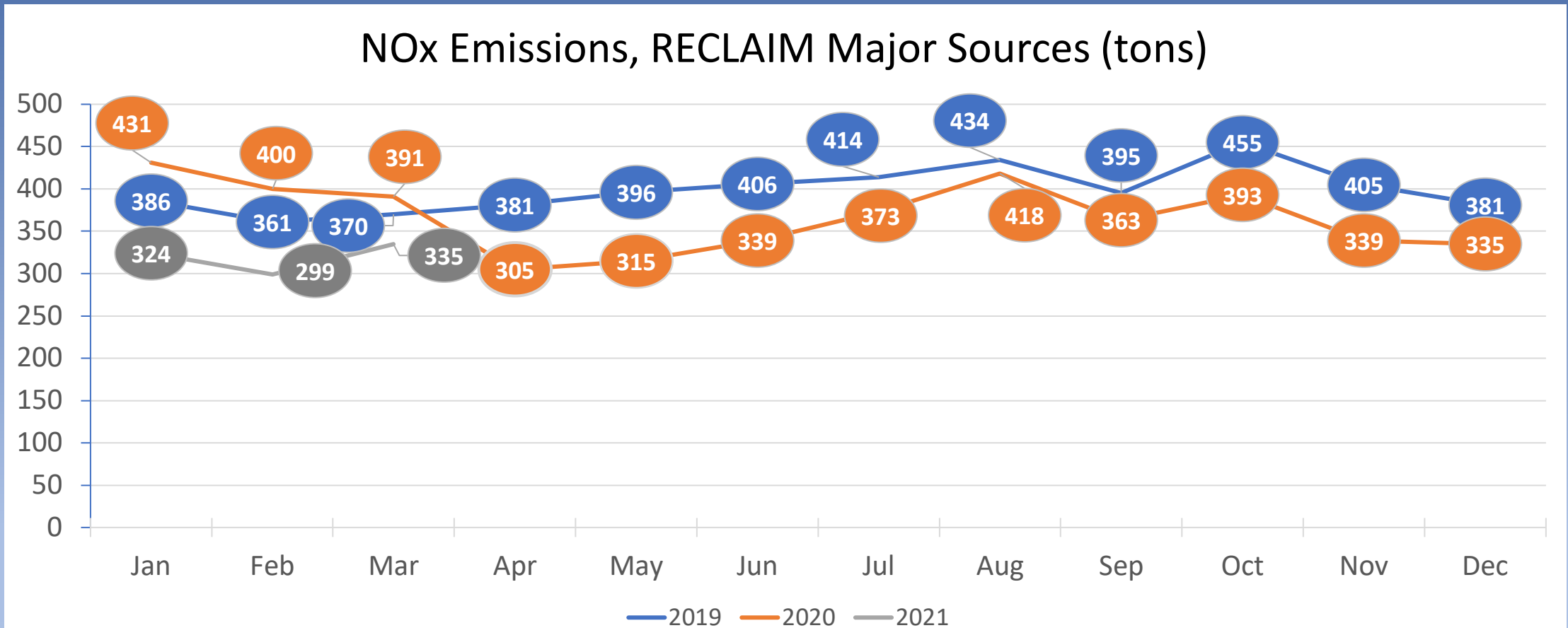
Expenditure Comparison 3-Year Average to FY 2020-21



Staffing Levels as of April 27, 2021

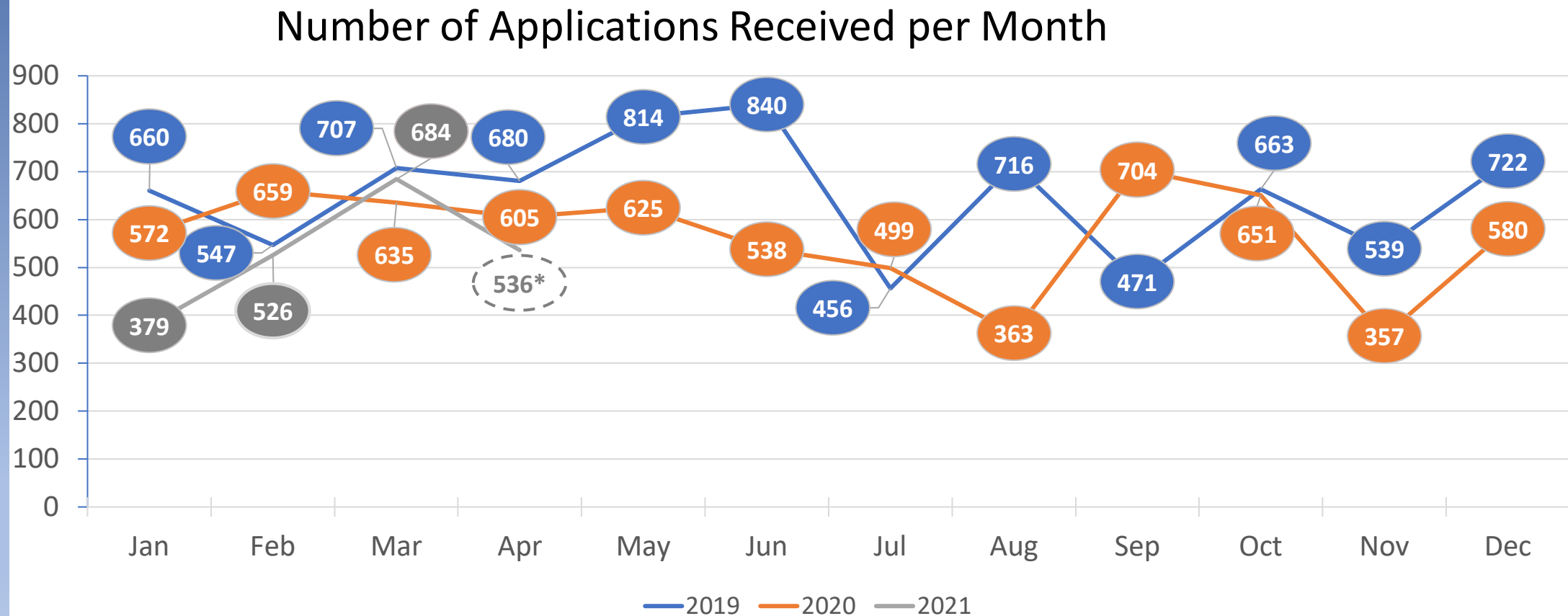
- 949 budgeted FTEs
- 168 vacant positions
- 781 filled positions
- 17.7 % vacancy rate

Emission Trends



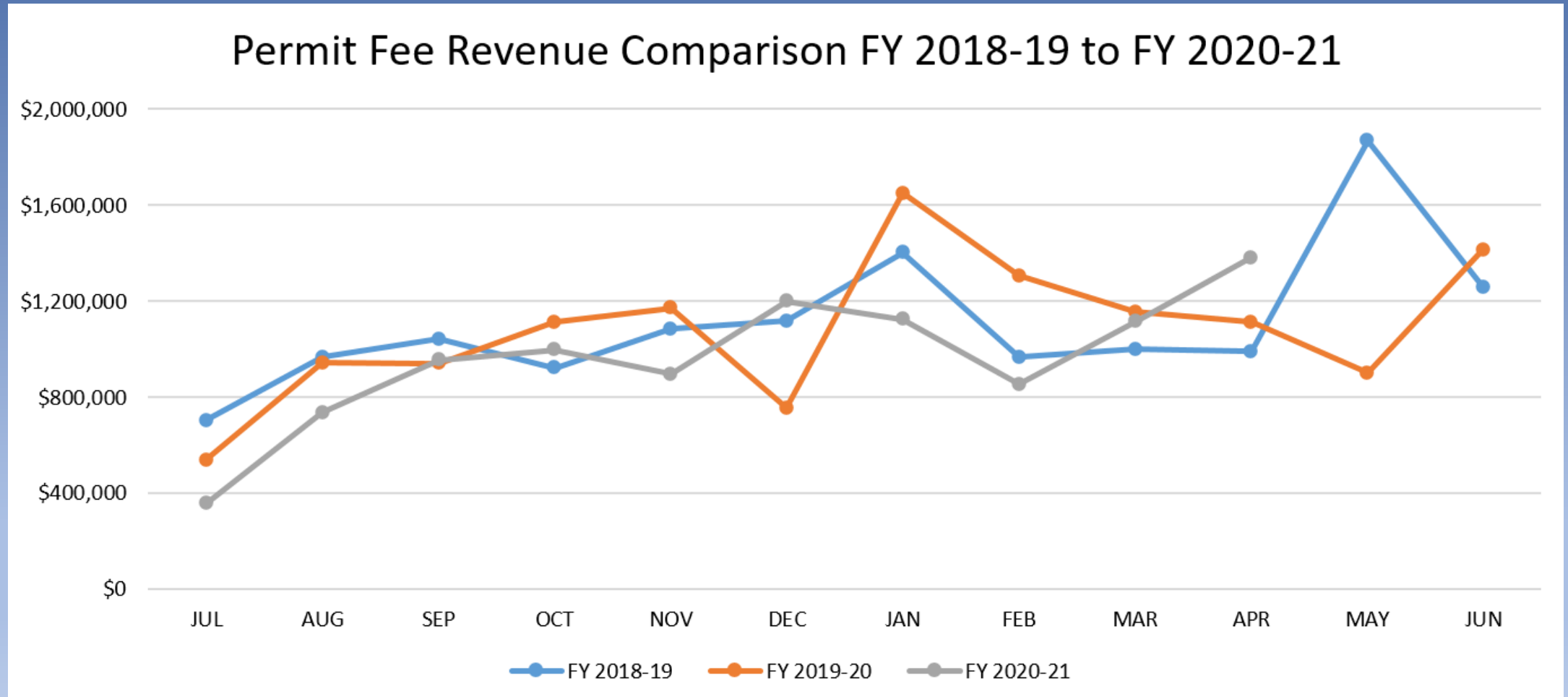
As of April 27, 2021

Permit Activity

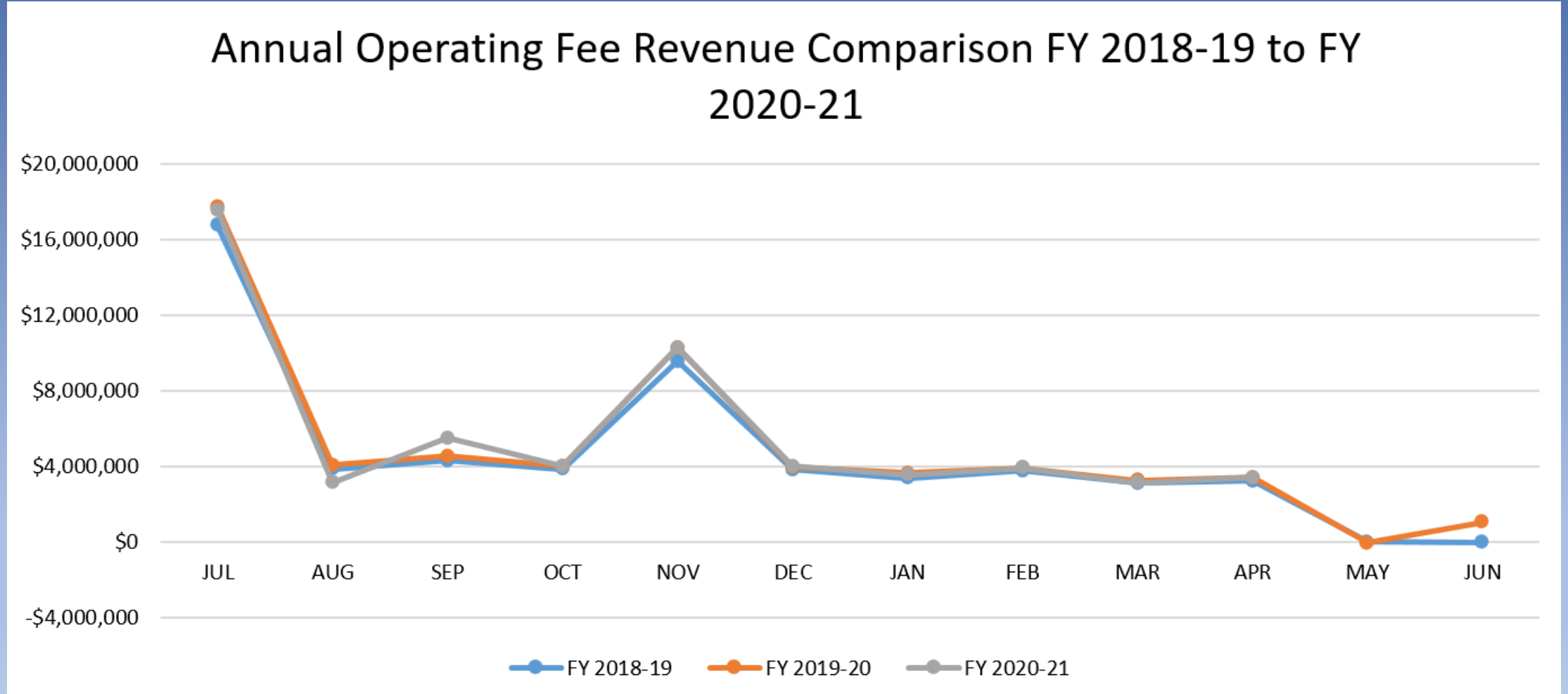


*Preliminary data as of May 4, 2021

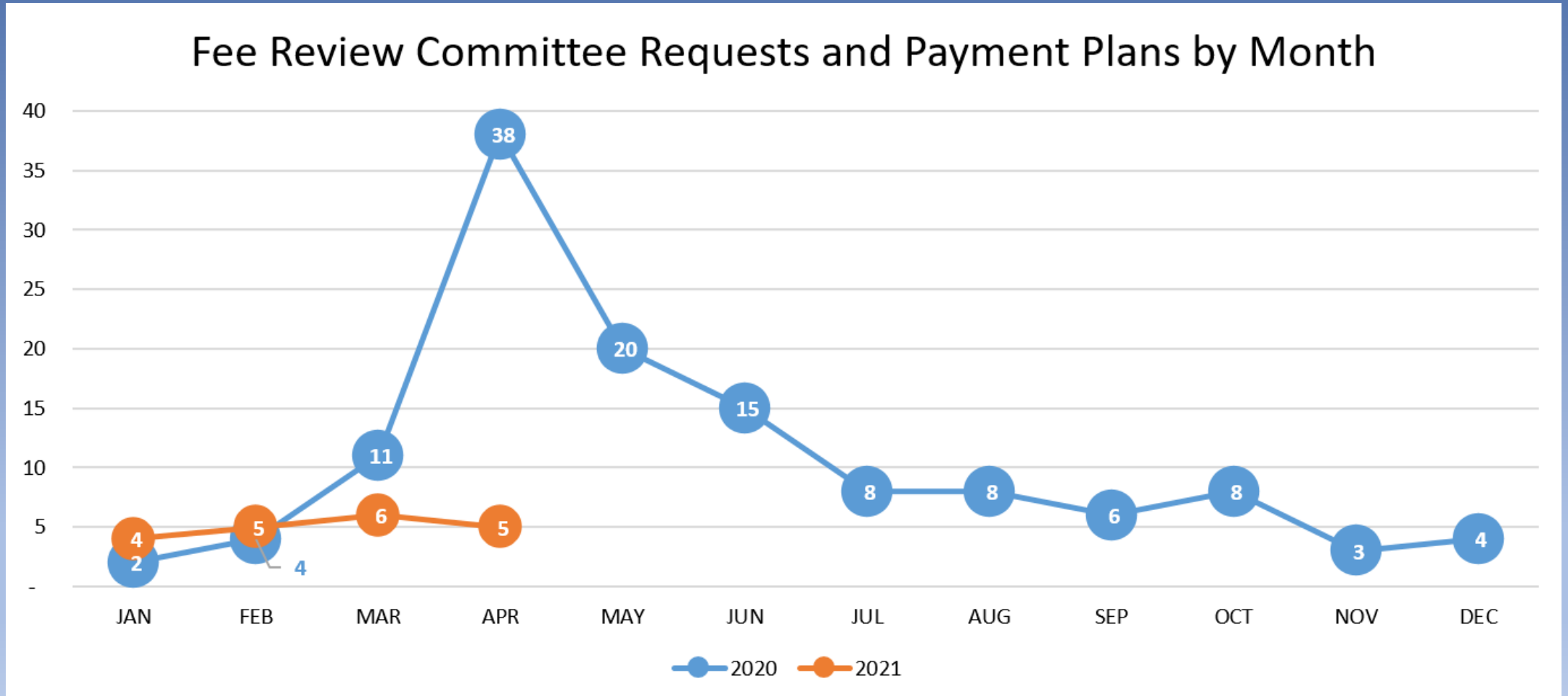
Permit Revenue



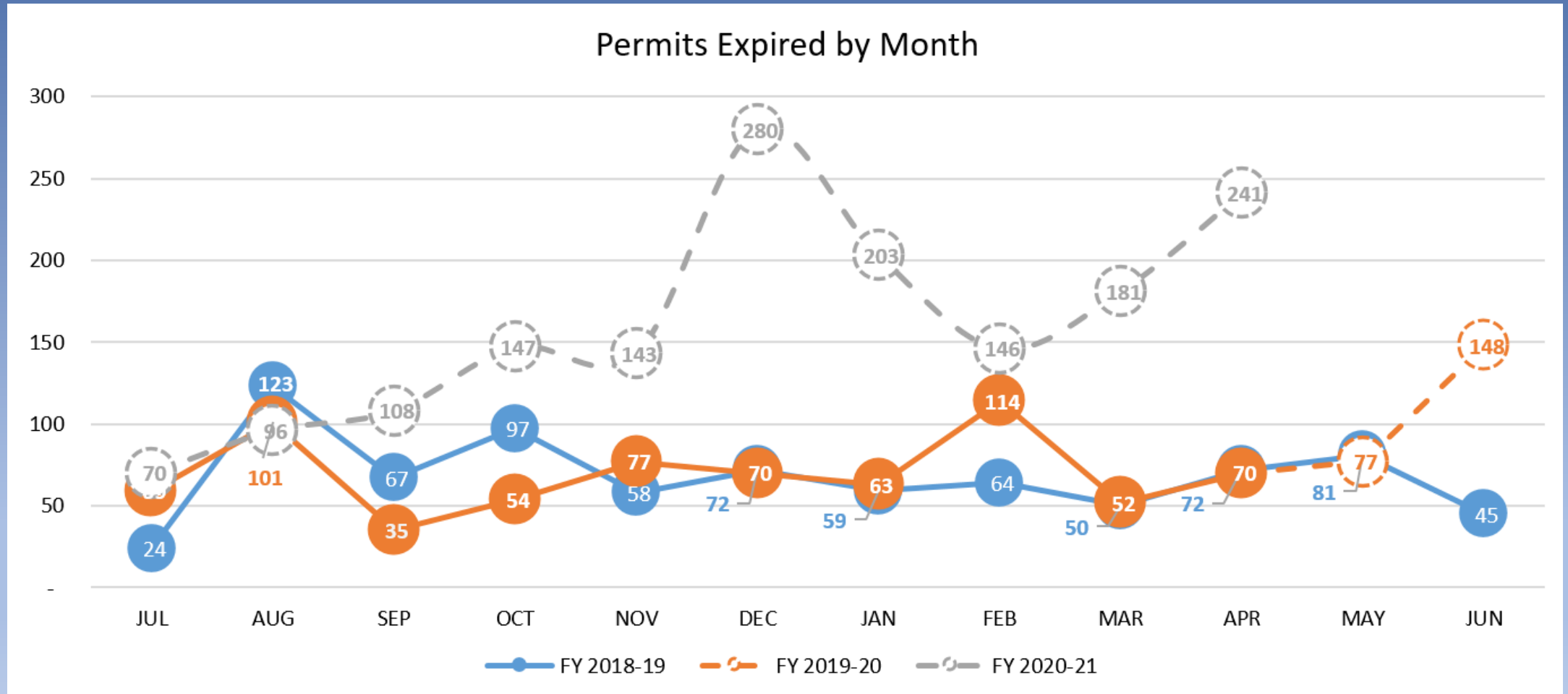
Annual Operating Fee Revenue



Fee Review Committee Requests



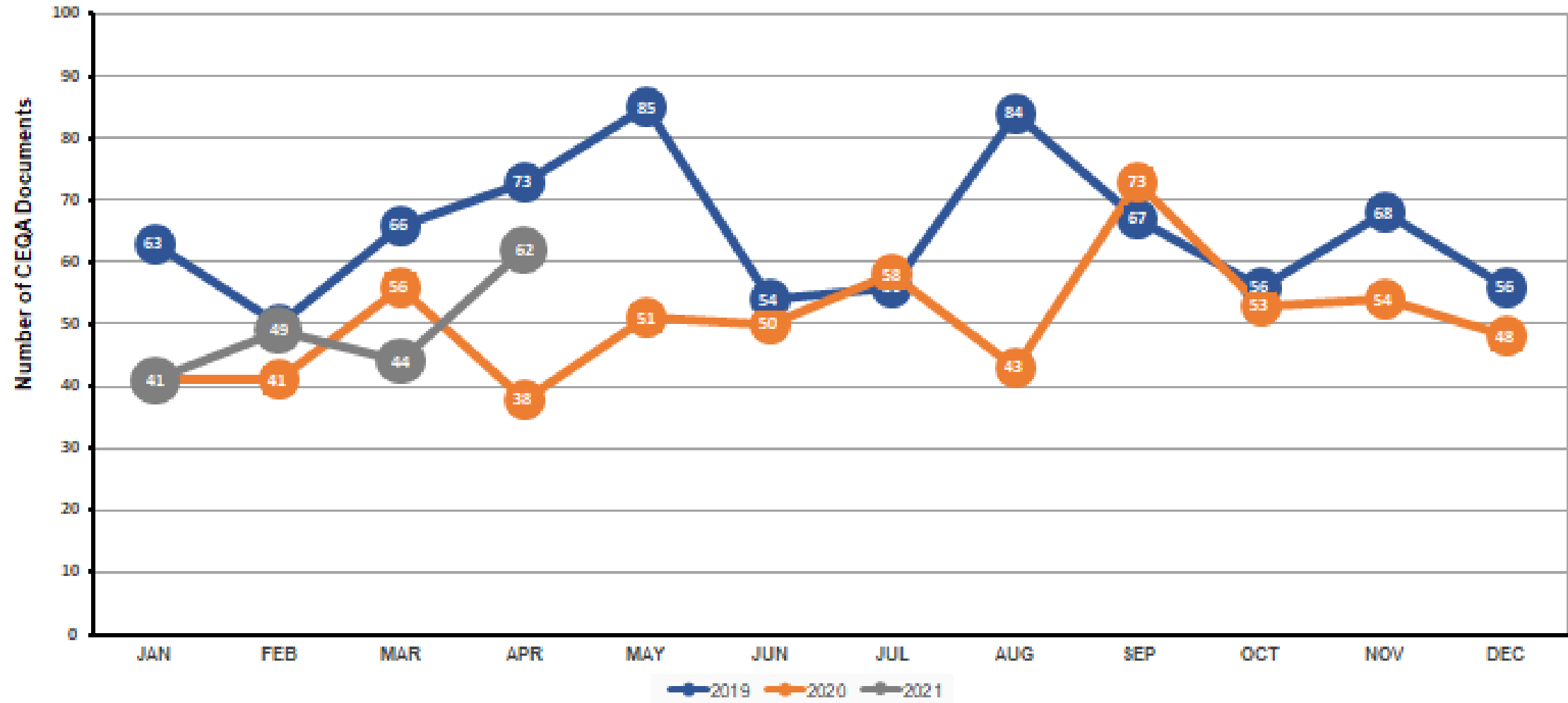
Permits - Expired and Potentially Expired



Dotted lines represent permits that have time to be reinstated

CEQA Activity

Number of CEQA Documents Received by Month



Summary of Metrics – Monthly

Metric			
State Economic Indicators	March 2020	March 2021	Notes
<i>Statewide Refinery Activity (Million Barrels Crude Oil Input)</i>	44.3	37.9	
<i>Port TEU Throughput (Million TEUs)</i>	1.0	1.8	
<i>Statewide Unemployment %</i>	4.5%	8.3%	
South Coast AQMD	April 2020	April 2021	
<i>Revenue</i>	\$14.1 million	\$9.5 million	
<i>Expenditures</i>	\$17.2 million	\$13.4 million	
<i>Vacancy Rate</i>	13.6%	17.7%	
<i>Permit Applications Received</i>	605	536	
<i>Expired Permits</i>	70	241	1 year to reinstate
<i>Fee Review Requests</i>	38	5	
<i>CEQA Activity</i>	62	38	

Summary of Metrics – Fiscal Year to Date

Metric			
State Economic Indicators	July 2019 – March 2020	July 2020 – March 2021	Notes
<i>Statewide Refinery Activity (Million Barrels Crude Oil Input)</i>	452	344	
<i>Port TEU Throughput (Million TEUs)</i>	12.2	15.1	
South Coast AQMD	July 2019 – April 2020	July 2020 – April 2021	
<i>Revenue</i>	\$146.9 million	\$137.3 million	
<i>Expenditures</i>	\$139.6 million	\$136.1 million	
<i>Permit Applications Received</i>	6,038	5,279	
<i>Expired Permits</i>	696	1,879	1 year to reinstate
<i>Fee Review Requests</i>	78	57	
<i>CEQA Activity</i>	595	493	

 [Back to Agenda](#)

BOARD MEETING DATE: May 7, 2021

AGENDA NO. 17

REPORT: Administrative Committee

SYNOPSIS: The Administrative Committee held a meeting remotely, Friday, April 9, 2021. The following is a summary of the meeting.

RECOMMENDED ACTION:
Receive and file.

Dr. William A. Burke, Chair
Administrative Committee

drw

Committee Members

Present: Dr. William A. Burke, Chair
Mayor Pro Tem Ben Benoit, Vice Chair
Mayor Pro Tem Michael Cacciotti

Call to Order

Chairman Burke called the meeting to order at 10:00 a.m.

DISCUSSION ITEMS:

1. **Board Members' Concerns:** There were no concerns to report.
2. **Chairman's Report of Approved Travel:** There was no travel to report.
3. **Report of Approved Out-of-Country Travel:** There was no travel to report.
4. **Review April 2, 2021 Governing Board Agenda:** There were no comments to report.
5. **Update on South Coast AQMD Inclusion, Diversity and Equity Efforts:**
Anissa (Cessa) Heard-Johnson, Diversity, Equity & Inclusion Officer, reported

on events this month. An Anti-Hate Rally, which had almost 300 participants, was in response to the anti-Asian hate movement and hate incidents taking place. The event included statements from our affinity groups to show solidarity. At a Women's History Month event, Mayor Mitchell and CARB Chair Liane Randolph participated in a panel discussion on women in the environmental justice movement. There was also an Interrupting Bias in the Workplace Workshop presentation for staff.

6. **Budget and Economic Outlook Update:** Jill Whynot, Chief Operating Officer, reported that there were more permits incoming last week than the same week in the previous year.
7. **Status Report on Major Ongoing and Upcoming Projects for Information Management:** Ron Moskowitz, Chief Information Officer/Information Management, reported that on March 24 they conducted a bidders conference for a cyber security assessment RFP and had nearly 100 attendees from about 50 different companies. The proposals are due today and staff will finalize recommendations over the next few weeks. He reported that staff finished enhancing the grant management system for Prop 1B and Cleaner School Bus Incentive programs enabling more efficient evaluation and approval of applications, and South Coast AQMD now has over 45,000 users on our mobile application. He also announced that he was inducted into the 2021 U.S. CIO Hall of Fame.

ACTION ITEMS:

8. **Recognize Revenue, Appropriate and Transfer Funds for Air Monitoring Programs, Issue an RFQ and Purchase Orders for Air Monitoring Equipment and One Vehicle, and Execute a Contract:** Jason Low, Assistant Deputy Executive Officer, Science & Technology Advancement, reported that South Coast AQMD can expect to receive grant funds of around \$700,000 from U.S. EPA for the PM 2.5 monitoring program and up to \$2.1 million from the U.S. Government for the Enhanced Particulate Monitoring program. Funds have been previously recognized by the Board for the Science to Achieve Results (STAR) program. These actions are to recognize this revenue and to appropriate funds to the PM 2.5 and Enhanced Particulate Monitoring Programs; transfer up to \$350,000 between major objects in the STA budget to rely on expenditures for the Enhanced Particulate Monitoring Program and up to \$125,000 for the STAR program; issue RFQ for air monitoring equipment and purchase orders and one vehicle; and execute a contract for data tools for citizen scientists.

Moved by Cacciotti; seconded by Benoit, unanimously approved.

Ayes: Burke, Benoit, Cacciotti
Noes: None
Absent: None

9. **Authorize purchase of OnBase Software Support:** Mr. Moskowitz reported that this item is to purchase a software subscription and support for an electronic document management system. The funds are contingent on approval of the fiscal year 2021/22 budget.

Moved by Benoit; seconded by Cacciotti, unanimously approved.

Ayes: Burke, Benoit, Cacciotti
Noes: None
Absent: None

10. **Adopt Executive Officer's FY 2021-22 Proposed Goals and Priority Objectives, and Proposed Budget:** Sujata Jain, Chief Financial Officer, Finance, requested that this item be waived, as it will be discussed at the Governing Board Budget Workshop. The Committee agreed.

11. **Execute Contract to Upgrade Real-time Public Alerts of Hydrogen Sulfide Events in the Coachella Valley:** Jo Kay Ghosh, Health Effects Officer, Planning, Rule Development & Area Sources, reported that this item is to execute a contract to continue the hydrogen sulfide monitoring network near the Salton Sea. Part of the contract is to provide technical upgrades that will enhance the performance of the system, which in addition to the monitoring also include an email subscription system, maintaining the web page to provide the public data, and provide email notifications to subscribers. The recommended action is to execute the contract with Sonoma Technology who is the existing contractor for the system, not to exceed \$77,300 from the AES Settlement Fund.

Vice Chair Benoit said this is important and noted a recent thunderstorm that pushed odors all the way out to Orange County and Los Angeles County. He asked that a press release be issued when the email system is in place. He also asked if this can be integrated into our app.

Moved by Benoit; seconded by Cacciotti, unanimously approved.

Ayes: Burke, Benoit, Cacciotti
Noes: None
Absent: None

12. **Establish a List of Prequalified Counsel to Represent and Advise South Coast AQMD on Legal Matters Related to Environmental Law and General Matters:** Bayron T. Gilchrist, General Counsel, Legal, reported that this item is to establish two lists of pre-qualified Counsel. One is to represent South Coast AQMD in environmental law matters and one is to represent South AQMD in general governmental matters.

Moved by Benoit; seconded by Cacciotti, unanimously approved.

Ayes: Burke, Benoit, Cacciotti
Noes: None
Absent: None

WRITTEN REPORTS:

13. **Local Government & Small Business Assistance Advisory Group Minutes for the February 12, 2021:** The report was acknowledged and received.

OTHER MATTERS:

14. **Other Business:** There was no other business.
15. **Public Comment:** There was no public comment.
16. **Next Meeting Date:** The next regular Administrative Committee meeting is scheduled for April 9, 2021 at 10:00 a.m.

Adjournment

The meeting adjourned at 10:15 a.m.

Attachment

Local Government & Small Business Assistance Advisory Group Minutes for February 12, 2021



South Coast Air Quality Management District

21865 Copley Drive, Diamond Bar, CA 91765-4178
(909) 396-2000 • www.aqmd.gov

LOCAL GOVERNMENT & SMALL BUSINESS ASSISTANCE ADVISORY GROUP FRIDAY, FEBRUARY 12, 2021 MEETING MINUTES

MEMBERS PRESENT:

Mayor Pro Tempore Ben Benoit, LGSBA Chairman (Board Member)
Supervisor Janice Rutherford (Board Member)
Felipe Aguirre
Mayor Rachelle Arizmendi, City of Sierra Madre
Paul Avila, P.B.A. & Associates
Geoffrey Blake, Metal Finishers of Southern California
Todd Campbell, Clean Energy
Bill LaMarr, California Small Business Alliance
Rita Loof, RadTech International
Eddie Marquez, Roofing Contractors Association
David Rothbart, Los Angeles County Sanitation Districts

MEMBERS ABSENT:

LaVaughn Daniel, DancoEN
John DeWitt, JE DeWitt, Inc.

OTHERS PRESENT:

Mark Abramowitz
Harvey Eder, Public Solar Power Coalition
Frank Forbes
Thomas Gross, Board Member Consultant (*Benoit*)
Debra Mendelsohn, Board Member Consultant (*Rutherford*)
Dan McGivney, SoCal Gas
Mark Taylor, Board Member Consultant (*Rutherford*)

SOUTH COAST AQMD STAFF:

Jill Whynot, Chief Operating Officer
Derrick Alatorre, Deputy Executive Officer
Anissa Heard-Johnson, Deputy Executive Officer
Sarah Rees, Deputy Executive Officer
Victor Yip, Assistant Deputy Executive Officer
Daphne Hsu, Senior Deputy District Counsel
Mark Henninger, Information Technology Manager
Zorik Pirveysian, Planning & Rules Manager
Hugh Heney, Air Quality Analysis & Compliance Supervisor
Brian Roche, Systems & Programming Supervisor
Anthony Tang, Information Technology Supervisor

Van Doan, Air Quality Specialist
Elaine-Joy Hills, Air Quality Specialist
Paul Wright, Senior Information Technology Specialist

Agenda Item #1 - Call to Order/Opening Remarks

Supervisor Janice Rutherford called the meeting to order at 11:30 a.m.

Agenda Item #2 – Approval of January 15, 2021 Meeting Minutes/Review of Follow-Up/Action Items

Supervisor Rutherford called for approval of the January 15, 2021 meeting minutes. The minutes were approved unanimously.

Agenda Item #3 – Review of Follow Up/Action Items

Mr. Alatorre provided a response to the action items from the previous meeting and indicated that these items will be addressed during today's Air Quality Management Plan (AQMP) presentation.

Agenda Item #4 – Update on recent Air Quality Management Plan (AQMP) Related Activities

Mr. Zorik Pirveysian provided an update of the South Coast Air Basin Attainment Plan for the 2006 24-hour Particulate Matter_{2.5} (PM_{2.5}) Standard, the Coachella Valley Extreme Area Plan for the 1997 8-hour Ozone Standard, and the 2022 AQMP development.

Mr. David Rothbart indicated that the 2016 AQMP described incentive funding needed to achieve emissions reductions. He stated that federal sources are unlikely to be clean enough to get to attainment and expressed concern about the unintended consequences of Section 185 of the Clean Air Act (CAA) that would be placed on major stationary sources for non-attainment. Mr. Rothbart indicated that Rule 317 – Clean Air Act Non-Attainment Fees might not be able to offset future penalties and would like to know how it would be possible to maintain the ability to avoid those consequences. Additionally, the California Air Resources Board (CARB) has a focus on electrification of all sources; however, it might not occur quickly enough for attainment. It appears that CARB is not looking at transition fuels and technology for immediate emissions reductions and would like to find ways to continue discussions with CARB to foster transition fuels and achieve reductions as soon as possible. Mr. Pirveysian stated that the 2016 AQMP specified a reduction of 108 tons/day of nitrogen oxide (NO_x) by 2023, which is a challenge and needs regulations or programs to achieve it. Subsequently, there was a Contingency Measures Plan (CMP) to address the 108 tons/day NO_x reduction. The CMP specified requirements for South Coast Air Quality Management District (South Coast AQMD), CARB, and the Environmental Protection Agency (EPA). Approximately 60-70 tons/day were identified to be from federal sources, such as ocean-going vessels, aircrafts, and trucks, to achieve that level of reductions. Without those emissions reductions, it would be impossible to demonstrate attainment. There is a fee equivalency provision in Rule 317 allowing offset so that the major sources don't have to pay the fee. There must be a reductions surplus to demonstrate equivalency on money spent on projects that would offset fees that major sources have to pay. In terms of near-term reductions as part of the mobile source strategies, CARB is in the process of updating the mobile source strategy and will have additional short-term reductions, such as maintenance or other programs. Dr. Sarah Rees indicated that South Coast AQMD continues to raise this issue with EPA and there are ongoing discussions. As for CARB, there is a change in leadership and we will continue to have discussions on the need to get to near-zero and on how to achieve immediate reductions. Mr. Rothbart commented on the focus on electrification and offered assistance, if needed.

Mr. Bill LaMarr expressed support for Mr. Rothbart's comments and recommended to communicate with the new administration and EPA to address sources in their jurisdiction so that businesses are not affected by Section 185. Mr. Alatorre indicated there is an ongoing effort to alert Congress of upcoming mandates and ask for assistance when needed, such as incentive funding or authority. Mr. LaMarr stated that it's only been one month since the inauguration and that previous visits were prior to that and asked

what could be done now. Mr. Alatorre replied that there is ongoing communication and the earliest return to Washington D.C. would be later this year. Chair Benoit asked to check if congressional members and the administration representatives are open to other types of meetings and suggested having virtual meetings with them, if possible. Mr. Alatorre stated that there are meetings with the members from our delegation and will work on meetings with the administration representatives. Dr. Rees indicated that the administration is in the transition period and does not have an assigned administrator yet and suggested waiting for assignment of a permanent representative. Mr. LaMarr commented that it is the time to plan. Mr. Alatorre replied that we have been prepared for 10 years and continue to do so. He also mentioned that Senator Padilla is from our region and is aware of the issues and we will have a strong voice on the Senate Committee on Environment and Public Works (EPW), which EPA reports to. We will utilize every tool we have to ensure that the administration and legislative bodies hear from us.

Ms. Rita Loof referenced slide #10 and indicated that RadTech previously provided comment on the Reasonable Available Control Technology (RACT) and that South Coast AQMD relied on outdated documents from EPA. Ms. Loof hopes the science behind these documents is updated. Mr. Pirveysian stated that a letter was submitted to EPA requesting to update the guidelines. When considering a RACT and Best Available Control Technology (BACT) analysis, the latest regulations adopted by other agencies in California or the United States (US) are reviewed to provide a benchmark of the latest technologies that other agencies have considered.

Mr. Todd Campbell commented that proposed Rule 2305 – Warehouse Indirect Source Rule would be more effective if there is more flexibility, particularly to include near-zero yard tractors. The Port of Los Angeles has 4-5 BYD Motors tractors, which don't work. If these yard tractors don't work and near-zero tractors have no point values, the ports might turn to diesel-fueled equipment.

Mr. Harvey Eder provided comment on solar power.

Agenda Item #5 – Compliance & Enforcement (C&E) Programs

Mr. Hugh Heney provided information on Compliance & Enforcement (C&E) programs, including information on inspections and enforcement actions. Mr. Brian Roche provided an overview of the Facility Information Detail (FIND) online tool.

Mr. Rothbart indicated that having routine dialog with the regulated community is very helpful and suggested having additional training courses available, possibly coordinated by a permit streamlining and permitting committee. Mr. Heney indicated that management is available to discuss training options.

Ms. Loof referenced slide #7 and asked if the training program provides small businesses with resources and information to prevent violations. If not, Ms. Loof requested for consideration. Mr. Heney stated that in the past, staff would host events at various locations within South Coast AQMD and provided assistance to small businesses. Ms. Jill Whynot indicated that there are programs for small business assistance, training courses, and website updates. There are limited resources, but South Coast AQMD strives for, continues to improve and will consider the suggested ideas. Ms. Loof suggested having links available on the website for businesses as they are reluctant to reach out to inspectors for assistance and having access to other community contacts and resources.

Mr. LaMarr referenced revenue data presented at an earlier meeting and slide #6 on air quality complaints and asked if the revenue from penalties decreased due to less inspections or high compliance

rate. Ms. Whynot replied that inspectors continue to conduct inspections, modified to meet safety requirements. As for penalties, it is difficult to determine what it is driven by as there is a large number of small penalties, but 95% of the total amount could be from 3-4 large penalties. Staff is always striving to help improve compliance rates, which is generally high. Mr. LaMarr agreed that there is a high compliance rate. Mr. LaMarr asked how long a Notice of Violation (NOV) or Notice to Comply (NC) is available on the FIND program. Mr. Roche replied that they will remain on FIND indefinitely. Mr. LaMarr referenced slide #3 and asked if a mobile fuel truck would be classified as a facility. Ms. Whynot replied that a mobile fuel truck does not meet the traditional definition of a facility, but may be subject to permitting requirements. South Coast AQMD has the authority to regulate sources even when permits are not required, such as sources subject to Rule 1113 – Architectural Coatings.

Mr. Geoffrey Blake indicated that there was an ombudsman in the past and asked if there will be one in the future. Mr. Alatorre replied that he is the Public Advisor, who is the point of contact for the public and businesses.

Agenda Item #6 –Monthly Report on Small Business Assistance Activities

No comments.

Agenda Item #7 - Other Business

None.

Agenda Item #8- Public Comment

Mr. Eder provided additional comments on solar power.

Agenda Item #9 – Next Meeting Date

The next regular Local Government & Small Business Assistance Advisory Group meeting is scheduled for Friday, March 12, 2021 at 11:30 a.m.

Adjournment

The meeting adjourned at 1:01 p.m.

 [Back to Agenda](#)

BOARD MEETING DATE: May 7, 2021

AGENDA NO. 18

REPORT: Legislative Committee

SYNOPSIS: The Legislative Committee held a meeting remotely on Friday, April 9, 2021. The following is a summary of the meeting.

Agenda Item	Recommendation/Action
AB 365 (O'Donnell) – Sales and use taxes: exclusion: zero-emission and near-zero-emission drayage trucks	Support
AB 762 (Lee) – Hazardous emissions and substances: school sites: private and charter schools	Support
AB 1001 (C. Garcia) – Environmental permitting and air pollution	Work With Author
SB 596 (Becker) – Environmental permitting and air pollution	Oppose Unless Amended
HR 848 (Thompson) – Growing Renewable Energy and Efficiency Now (GREEN) Act of 2021	Work With Author
HR 1512 (Pallone, Tonko, Rush) – Climate Leadership and Environmental Action for our Nation's (CLEAN) Future Act	Work With Author

RECOMMENDED ACTION:

Receive and file this report, and approve agenda item as specified in this letter.

Michael A. Cacciotti, Chair
Legislative Committee

Committee Members

Present: Mayor Pro Tem Michael A. Cacciotti/Chair
Council Member Joe Buscaino/Vice Chair
Senator Vanessa Delgado (Ret.)
Supervisor V. Manuel Perez
Supervisor Janice Rutherford

Absent: Dr. William A. Burke

Call to Order

Chair Cacciotti called the meeting to order at 9:00 a.m.

ACTION ITEMS:

1. Recommend Position on Federal and State Bills:

AB 365 (O'Donnell) – Sales and use taxes: exclusion: zero-emission and near-zero-emission drayage trucks

Philip Crabbe, Public Affairs Manager, Legislative, Public Affairs & Media (LPAM), presented AB 365 (O'Donnell) which would create a state sales and use tax exemption for the purchase of a new or used zero or near-zero emission drayage truck that qualifies for specific emission reduction incentive programs.

Staff proposes an amendment to the bill that would allow the sales tax exemption to apply to new and used zero- and near-zero-emission drayage trucks that qualify for any applicable incentive program.

Staff recommended a “SUPPORT” position on this bill.

Moved by Delgado; seconded by Rutherford; unanimously approved

Ayes: Buscaino, Cacciotti, Delgado, Perez, Rutherford

Noes: None

Abstain: None

Absent: Burke

There was no public comment.

AB 762 (Lee) – Hazardous emissions and substances: school sites: private and charter schools

Mr. Crabbe presented AB 762 (Lee) which would require:

- Charter and private schools to follow the same siting requirements as public schools when evaluating a schoolsite for potential hazardous substances, emissions, or waste.

- Evaluation of a potential charter school site to follow the same CEQA process as public school site evaluations.

The bill is sponsored by the Bay Area AQMD and South Coast AQMD took a SUPPORT position on a similar bill last year that died in the Legislature.

Supervisor Perez asked if the Bay Area AQMD requested South Coast AQMD's support for this bill. Wayne Nastri, Executive Officer, confirmed the request.

Staff recommended a "SUPPORT" position on this bill.

Moved by Perez; seconded by Buscaino; unanimously approved

Ayes: Buscaino, Cacciotti, Delgado, Perez, Rutherford

Noes: None

Abstain: None

Absent: Burke

There was no public comment.

AB 1001 (C. Garcia) – Environmental permitting and air pollution

Mr. Crabbe presented AB 1001 (C. Garcia) which would require:

- Permitting agencies, including air districts, to deny new permits and permit renewals for stationary sources in disadvantaged communities, or apply conditions on that source, if they find that permit approval would cause adverse cumulative environmental or public health stressors in the overburdened community higher than those borne by other communities.
- Expansion of BARCT and BACT to all emitters. It would also require air districts that are nonattainment areas for one or more air pollutants to expedite adoption of BARCT and BACT requirements.

Staff recommended a "WORK WITH AUTHOR" position to seek amendments as outlined in the bill analysis.

Supervisor Perez inquired about existing supporters and opponents of the bill. Mr. Crabbe responded that he is not aware of any support or opposition.

Supervisor Perez asked about the motivation for the bill. Mr. Crabbe responded that Assembly Member Garcia modeled this bill after New Jersey legislation that sought to increase protections in disadvantaged communities. Supervisor Perez expressed concerns about the bill.

Senator Delgado echoed concerns about the legislation and pointed out that there is no funding mechanism to pay for the new costs created by the bill for air districts.

Council Member Buscaino commented that despite complications with the bill, he understands the spirit of the legislation to increase protections in disadvantaged communities. He agrees with the recommendation to “WORK WITH AUTHOR.”

Mr. Nastri reminded the committee that South Coast AQMD works regularly with Assembly Member Garcia on air quality issues, such as AB 617 program and funding needs. The recommended staff position would create an opportunity to better inform and work with the author.

Staff recommended a “WORK WITH AUTHOR” position on this bill.

Moved by Perez; seconded by Delgado
Ayes: Buscaino, Cacciotti, Delgado, Perez
Noes: Rutherford
Abstain: None
Absent: Burke

David Rothbart, Southern California Alliance of Publicly Owned Treatment Works, expressed concerns about this bill and impacts on essential public services which cannot relocate.

SB 596 (Becker) – Greenhouse gases: cement and concrete production.

Mr. Crabbe presented SB 596 (Becker) which would require CARB to:

- Develop a strategy for California’s cement and concrete sector to reduce the carbon intensity of their products used in the state.
- Select one or more communities located adjacent to a cement/concrete plant to become an AB 617 community.

This bill negatively impacts air districts' local authority and autonomy to select and recommend future AB 617 communities. The bill requirement to locate one or more future AB 617 communities near cement/concrete facilities could put a strain on already limited program and funding resources and cause disadvantaged communities with more compelling needs to either experience a delay or not be selected.

Staff proposed an amendment to the bill to delete the requirement that one or more selected AB 617 community(ies) should be located adjacent to a cement/concrete plant.

Supervisor Perez asked if CARB has a position on this bill. Mr. Crabbe responded that generally CARB does not take positions on State legislation.

Senator Delgado inquired about the impact of an “OPPOSE” position on this bill. Mr. Crabbe responded that an “OPPOSE UNLESS AMENDED” position would highlight that South Coast AQMD has a concern with certain provisions of the bill.

Staff recommended an “OPPOSE UNLESS AMENDED” position on this bill.

Moved by Perez; seconded by Buscaino; unanimously approved

Ayes: Buscaino, Cacciotti, Delgado, Perez, Rutherford

Noes: None

Abstain: None

Absent: Burke

There was no public comment.

HR 848 (Thompson) – Growing Renewable Energy and Efficiency Now (GREEN) Act of 2021

Lisa Tanaka O’Malley, Senior Public Affairs Manager, LPAM, presented HR 848 authored by Ways and Means Subcommittee Chairman Representative Mike Thompson. This bill may be included in the larger Transportation and Infrastructure package. The bill would enact tax incentives to reduce greenhouse gas emissions (GHGs) with co-benefits for air quality, such as:

- Extends, increases and modifies existing tax credits for renewable energy, alternative fuels, residential and commercial buildings, energy efficient appliances and equipment, and vehicles and infrastructure.
- Modifies and increases existing tax incentives for passenger vehicles and creates a new refundable credit for buyers of used plug-in electric cars.
- Creates a tax credit for manufacturers of vehicles over 14,000 pounds and extends the existing program for qualified fuel cell vehicles.
- Restores the exclusion of employer benefits related to bicycle commuting for taxable income.

Staff recommended a “WORK WITH AUTHOR” position on this bill.

Moved by Buscaino; seconded by Perez; unanimously approved

Ayes: Buscaino, Cacciotti, Delgado, Perez, Rutherford

Noes: None

Abstain: None

Absent: Burke

There was no public comment.

HR 1512 (Pallone, Tonko, Rush) – Climate Leadership and Environmental Action for our Nation’s (CLEAN) Future Act

Ms. Tanaka O’Malley, presented HR 1512 authored by Energy and Commerce Committee Chairman Frank Pallone and Subcommittee Chairmen Paul Tonko and Bobby Rush. It contains numerous titles which could complement the 2022 Air Quality Management Plan strategies for residential and commercial building efficiency and mobile sources. HR 1512 includes four bills with approved positions by the South Coast AQMD Governing Board. Those bills are “Energy Resilient Communities,” “Climate Smart Ports,” “Clean School Bus Act,” and “Public Health Air Quality Act.” The bill would:

- Require that 40-percent of funds made available by the bill benefit environmental justice (EJ) communities.
- Invest in clean and distributed energy resources, grid infrastructure and microgrids.
- Update efficiency standards, policies and funding programs for new and existing buildings, including equipment and appliances.
- Require U.S. EPA to conduct a rulemaking for GHG standards for locomotives and aircraft.
- Reauthorize the Diesel Emissions Reduction Act (DERA) at \$500 million per year versus the current \$100 million and fund electric vehicle infrastructure on a national scale for passenger and commercial vehicles.
- Create new and reauthorize grants for EJ communities.
- Prohibit issuance of new permits and permit renewals in census tracts that meet certain criteria. This provision and the “Public Health Air Quality Act” title of the bill are areas in which staff would like to work with Congressional offices to improve.
- Create a national Clean Energy and Sustainability Accelerator to provide capital to States, Territories, and local green banks.

Supervisor Perez commented that given the state of Washington, D.C., the bill is a heavy lift.

Chair Cacciotti noted that the bill contains numerous provisions that could be helpful, such as the reauthorization of DERA to \$500 million from \$100 million.

Staff recommended a “WORK WITH AUTHOR” position on this bill.

Moved by Perez; seconded by Delgado; unanimously approved

Ayes: Buscaino, Cacciotti, Delgado, Perez, Rutherford

Noes: None

Abstain: None

Absent: Burke

There was no public comment.

DISCUSSION ITEMS:

2. Update on South Coast AQMD Board membership legislation

Mr. Crabbe provided a combined update on AB 1296 (Kamlager) and SB 342 (Gonzalez), since their content is similar. These bills would increase the number of members of the South Coast AQMD Board from 13 to 15 members by adding two EJ appointees. He indicated that staff had further communications with the authors' offices and reported that:

- 1) Both bills are author-sponsored.
 - a. For AB 1296, the author was approached by constituents who said that they feel there is a lack of EJ representation on the South Coast AQMD Board.
 - b. For SB 342, there is now a list of supporters.
- 2) The authors believe these bills would empower community involvement and promote equality by adding two EJ representatives to the Board.
- 3) The definitions of EJ communities are different in each bill.
 - a. For AB 1296, the author currently has no plans to change the EJ community definition in the bill; and
 - b. For SB 342, Senator Gonzalez is working with the Senate Environmental Quality Committee to narrow the definition, which will most likely involve Cal EnviroScreen.

Supervisor Perez inquired about the cost impacts of these bills. Mr. Natri responded that the bills would have negative cost impacts related to infrastructure and staffing for South Coast AQMD. There are no cost reimbursement provisions in these bills. Supervisor Perez requested that our cost concerns be communicated to the authors.

Senator Delgado inquired if these two bills would be consolidated and staff responded that was likely.

Supervisor Rutherford expressed opposition to the bills due to the imposition of unfunded mandates and attack on local control.

Mr. Natri indicated that staff would communicate cost and other concerns regarding these bills to the authors.

There was no public comment.

3. Update on Federal Legislative Issues

South Coast AQMD's federal legislative consultants (Cassidy & Associates, Kadesh & Associates, and Carmen Group) provided written reports on key Washington, D.C. issues.

Jed Dearborn, Cassidy & Associates, informed the committee that the Biden Administration announced an over \$2 trillion infrastructure proposal. The proposal is divided into two parts, the American Jobs Plan and the American Tax Plan.

- The plan serves as policy guidance, but the package would likely narrow significantly through the Congressional proceedings.
- The package could move through Budget Reconciliation process like the American Rescue Plan (ARP) Act where only budget and spending measures could be considered and policy provisions would be left out.

Mark Kadesh, Kadesh & Associates, reported that President Biden released his preliminary "skinny" budget including a \$2 billion increase for U.S. EPA.

Gary Hoistma, Carmen Group, reported on ARP funding for State and local governments. ARP spending guidance, including calculations for resource reductions and allowable expenses, is pending release by the U.S. Department of Treasury; it is expected by early May.

There was no public comment.

4. Update on State Legislative Issues

South Coast AQMD's state legislative consultants (California Advisors, LLC, Joe A. Gonsalves & Son, Resolute,) provided written reports on key issues in Sacramento.

Jason Gonsalves, Joe A. Gonsalves & Son, reported that Governor Newsom set a target date of June 15 to fully reopen the state's economy. The reopening is contingent upon a sufficient supply of COVID vaccines and maintaining stable hospitalization rates. On April 15, eligibility for the vaccine will expand to include Californians age 16 and older.

There was no public comment.

OTHER MATTERS:

5. Other Business

There was no public comment.

6. Public Comment Period

There was no public comment.

7. Next Meeting Date

The next regular Legislative Committee meeting is scheduled for Friday, May 14, 2021 at 9:00 a.m.

Adjournment

The meeting adjourned at 9:54 a.m.

Attachments

1. Attendance Record
2. Recommend Position on Federal and State Bills
3. Update on Federal Legislative Issues – Written Reports
4. Update on State Legislative Issues – Written Reports

ATTACHMENT 1

SOUTH COAST AIR QUALITY MANAGEMENT DISTRICT LEGISLATIVE COMMITTEE MEETING (VIA ZOOM) ATTENDANCE RECORD – April 9, 2021

Council Member, Joe Buscaino.....South Coast AQMD Board Member
Mayor Pro Tem Michael CacciottiSouth Coast AQMD Board Member
Senator Vanessa Delgado.....South Coast AQMD Board Member
Supervisor V. Manuel Perez.....South Coast AQMD Board Member
Supervisor Janice RutherfordSouth Coast AQMD Board Member

Teresa AcostaBoard Consultant (Delgado)
Guillermo GonzalezBoard Consultant (Perez)
Jacob HaikBoard Consultant (Buscaino)
Debra MendelsohnBoard Consultant (Rutherford)
Mark Taylor.....Board Consultant (Rutherford)
Ben Wong.....Board Consultant (Cacciotti)

Ross BuckleyCalifornia Advisors, LLC
Jed Dearborn.....Cassidy & Associates
Jason GonsalvesJoe A. Gonsalves & Son
Gary HoitsmaCarmen Group, Inc.
Mark KadeshKadesh & Associates
Ben MillerKadesh & Associates
David QuintanaResolute

Mark Abramowitz
Genevieve Amsalem Gale
Stephanie Bream
Greg Busch
Ramine Cromartie
Kris Flaig
Peter Herzog
Bill LaMarr.....California Small Business Alliance
Zachary Leary
Judith Marquez
Erick Martell
Noel Muyco
Margo Parks
David Rothbart
Patty Senecal
Brissa Sotelo-Vargas
Janet Whittick
Peter WhittinghamWhittingham Public Affairs Advisors

Derrick Alatorre.....South Coast AQMD Staff
Barbara Baird.....South Coast AQMD Staff
Philip Crabbe.....South Coast AQMD Staff

Stacy Day	South Coast AQMD Staff
Denise Gailey	South Coast AQMD Staff
Sheri Hanizavareh.....	South Coast AQMD Staff
Anissa (Cessa) Heard-Johnson	South Coast AQMD Staff
Mark Henninger.....	South Coast AQMD Staff
Sujata Jain	South Coast AQMD Staff
Jason Low.....	South Coast AQMD Staff
Ian MacMillan	South Coast AQMD Staff
Matt Miyasato.....	South Coast AQMD Staff
Ron Moskowitz.....	South Coast AQMD Staff
Wayne Nastri.....	South Coast AQMD Staff
Stephano Padilla	South Coast AQMD Staff
Sarah Rees.....	South Coast AQMD Staff
Aisha Reyes.....	South Coast AQMD Staff
Danielle Soto	South Coast AQMD Staff
Lisa Tanaka O'Malley	South Coast AQMD Staff
Anthony Tang.....	South Coast AQMD Staff
Maria Vides	South Coast AQMD Staff
Jill Whynot	South Coast AQMD Staff
William Wong	South Coast AQMD Staff
Paul Wright	South Coast AQMD Staff

ATTACHMENT 2A

South Coast Air Quality Management District
Legislative Analysis Summary – AB 365 (O'Donnell)
Version: Introduced – 2/1/2021
Analyst: SD

AB 365 (O'Donnell)

Sales and use taxes: exclusion: zero-emission and near-zero-emission drayage trucks.

Summary: This bill would exclude from the terms “gross receipts” and “sales price” for purposes of the Sales and Use Tax Law the amount charged for the purpose of a new or used zero or near-zero emission drayage truck that qualifies, on or after January 1, 2021, for certain emission reduction programs. This exclusion does not apply to local sales and use taxes or transaction and use taxes.

Background: Drayage trucks are heavy-duty trucks that transport containers and other material to and from ports and rail facilities. According to the author’s office, an estimated 30,000 drayage trucks serve California’s ports, most of them used.

California’s diesel-fueled heavy-duty truck fleet is a significant contributor to statewide greenhouse gas (GHG) emissions and air pollution containing particulate matter, carbon monoxide, sulfur dioxide, and toxic air contaminants. These chemicals can lead to serious health consequences, including eye, throat, and lung irritation; exacerbation of asthma, allergies, and cardiovascular disease; neurological and reproductive disorders; cancer; and premature death. This pollution disproportionately affects disadvantaged communities, which are frequently located along major transportation corridors. To mitigate the effects of these vehicles and other sources of GHGs, California has set itself apart as a worldwide leader in climate policy, committing to ambitious emissions reduction goals that the state must meet over the next few decades. In addition, the federal government has designated the South Coast Air Basin as a “nonattainment area” that must meet specific air quality deadlines beginning in 2023.

The author argues that the transition to clean drayage trucks will be an uphill battle due to the price differential between diesel and newer, cleaner technologies. Used drayage trucks cost around \$50,000 while new zero-emission drayage trucks cost around \$350,000. A \$350,000 truck will be subject to approximately \$80,000 in federal, state, and local taxes and fees, about \$21,000 of which will constitute state sales and use tax. Unless the state offsets the cost of new and used zero- and near-zero-emission drayage trucks, it will be difficult for individuals and small fleets to transition to cleaner technology. Even if the state provides funding to support these purchases, the taxes on the full price of the truck may be cost prohibitive for smaller operators.

Status: 2/12/21 Referred to Asm. Comm. on REV. & TAX.

Specific Provisions: This bill would exclude sales and use tax from being charged for the purchase of a new or used zero- and near-zero-emission drayage truck that qualifies, on or before January 1, 2021, for any of the following:

- a) The California Hybrid and Zero-Emission Truck and Bus Voucher Incentive Project funded by the Air Quality Improvement Program;
- b) The Carl Moyer Memorial Air Quality Standards Attainment Program; and
- c) The Volkswagen Environmental Mitigation Trust.

The exclusion does not apply with respect to any tax levied by a county, city, or district.

Impacts on South Coast AQMD's Mission, Operations or Initiatives: AB 365 will ease the transition to clean drayage trucks by exempting the purchase of new and used zero- and near-zero-emission drayage trucks from the state sales and use tax. This tax incentive will help in the efforts to transition the fleet of high emitting diesel trucks to cleaner technology, to reduce goods movement related emissions that are harmful to the port communities and the region. This incentive will help protect public health and facilitate attainment of federal air quality standards.

South Coast AQMD staff proposes a friendly amendment to the bill that would provide that the sales tax exemption provided for in the bill apply to new and used zero- and near-zero-emission drayage trucks that qualify for any applicable incentive program, not just the three identified by the current bill language.

Recommended Position: SUPPORT

Support:

Port of Los Angeles (Sponsor)
Port of Long Beach (Sponsor)
California Association of Port Authorities (Sponsor)
Harbor Trucking Association (Sponsor)

Opposition:

N/A

ATTACHMENT 2B

CALIFORNIA LEGISLATURE—2021–22 REGULAR SESSION

ASSEMBLY BILL

No. 365

Introduced by Assembly Member O'Donnell

February 1, 2021

An act to amend Sections 6011 and 6012 of the Revenue and Taxation Code, relating to taxation, to take effect immediately, tax levy.

LEGISLATIVE COUNSEL'S DIGEST

AB 365, as introduced, O'Donnell. Sales and use taxes: exclusion: zero-emission and near-zero-emission drayage trucks.

Existing sales and use tax laws impose taxes on retailers measured by gross receipts from the sale of tangible personal property sold at retail in this state, or on the storage, use, or other consumption in this state of tangible personal property purchased from a retailer for storage, use, or other consumption in this state, measured by sales price. The Sales and Use Tax Law defines the terms "gross receipts" and "sales price."

This bill would exclude from the terms "gross receipts" and "sales price" for purposes of the Sales and Use Tax Law the amount charged for the purchase of a new or used drayage truck that qualifies, on or after January 1, 2021, for certain emission reduction programs.

The Bradley-Burns Uniform Local Sales and Use Tax Law authorizes counties and cities to impose local sales and use taxes in conformity with the Sales and Use Tax Law, and existing laws authorize districts, as specified, to impose transactions and use taxes in accordance with the Transactions and Use Tax Law, which generally conforms to the Sales and Use Tax Law. Amendments to the Sales and Use Tax Law are automatically incorporated into the local tax laws.

This bill would specify that this exclusion does not apply to local sales and use taxes or transactions and use taxes.

This bill would take effect immediately as a tax levy, but its operative date would depend on its effective date.

Vote: majority. Appropriation: no. Fiscal committee: yes.
State-mandated local program: no.

The people of the State of California do enact as follows:

1 SECTION 1. The Legislature finds and declares all of the
2 following:

3 (a) In 2020, the State Air Resources Board adopted regulations
4 to reduce greenhouse gas emissions from heavy-duty trucks and
5 drayage trucks. These regulations include a first-in-the-world rule
6 requiring truck manufacturers to transition from diesel trucks and
7 vans to electric zero-emission trucks beginning in 2024 and
8 requiring every new truck sold in California to be zero-emission
9 by 2045. The State Air Resources Board approved the “Heavy-Duty
10 Low NOx Omnibus Regulation,” which requires manufacturers
11 of heavy-duty diesel trucks to comply with tougher emission
12 standards, overhaul engine testing procedures, and further extend
13 engine warranties to ensure that emissions of oxides of nitrogen
14 are reduced to help California meet federal air quality standards
15 and critical public health goals.

16 (b) Also in 2020, Governor Gavin Newsom issued Executive
17 Order No. N-79-20, which, among other things, requires all drayage
18 trucks in the state to be zero-emission by 2035 and sets a number
19 of vehicle emissions goals for the state, including having 100
20 percent of heavy-duty vehicles in the state be zero-emission by
21 2045.

22 (c) There are an estimated 300,000 drayage trucks that service
23 California’s ports each year. Most of these are used trucks. Used
24 drayage trucks cost around \$50,000. New zero-emission trucks
25 cost \$350,000. Unless funding is provided to offset the cost of new
26 and used zero-emission trucks, it will be nearly impossible for
27 individuals and small businesses to comply with the new
28 requirement. If funding is provided to offset the cost of new and
29 used zero-emission trucks, the sales and use tax will be too high
30 for people to afford since it will be based on the full price of the
31 truck.

1 (d) Legislation is necessary to exclude zero-emission and
2 near-zero-emission drayage trucks from the state portion of the
3 sales and use tax so individuals will be able to afford these new
4 and used trucks to be in compliance with state mandates to meet
5 the state's greenhouse gas emissions and public health goals.

6 (e) The state currently exempts the following items from certain
7 state sales and use taxes:

8 (1) Zero-emission technology transit buses.

9 (2) Certain government purchases of public passenger
10 transportation vehicles.

11 (3) Certain new or remanufactured trucks, truck tractors,
12 semitrailers, or trailers that have an unladen weight of 6,000 pounds
13 or more, or new or remanufactured trailer coaches or new or
14 remanufactured auxiliary dollies, purchased from a dealer located
15 outside this state for use without this state.

16 (4) Diesel fuel consumed during the activities of a farming
17 business or food processing, as specified.

18 (5) Farm equipment, machinery, and their parts sold to or
19 purchased by specified persons engaged in the business of
20 producing and harvesting agricultural products.

21 (6) Certain equipment used in manufacturing, research and
22 development in biotechnology, and research and development in
23 the physical, engineering, and life sciences.

24 (7) Electric power generation and distribution equipment when
25 sold to or purchased by certain qualifying electric power generators
26 or distributors for use primarily in electric power generation or
27 production, or storage and distribution activities.

28 SEC. 2. Section 6011 of the Revenue and Taxation Code is
29 amended to read:

30 6011. (a) "Sales price" means the total amount for which
31 tangible personal property is sold or leased or rented, as the case
32 may be, valued in money, whether paid in money or otherwise,
33 without any deduction on account of any of the following:

34 (1) The cost of the property sold.

35 (2) The cost of materials used, labor or service cost, interest
36 charged, losses, or any other expenses.

37 (3) The cost of transportation of the property, except as excluded
38 by other provisions of this section.

39 (b) The total amount for which the property is sold or leased or
40 rented includes all of the following:

1 (1) Any services that are a part of the sale.

2 (2) Any amount for which credit is given to the purchaser by
3 the seller.

4 (3) The amount of any tax imposed by the United States upon
5 producers and importers of gasoline and the amount of any tax
6 imposed pursuant to Part 2 (commencing with Section 7301) of
7 this division.

8 (c) "Sales price" does not include any of the following:

9 (1) Cash discounts allowed and taken on sales.

10 (2) The amount charged for property returned by customers
11 when that entire amount is refunded either in cash or credit, but
12 this exclusion shall not apply in any instance when the customer,
13 in order to obtain the refund, is required to purchase other property
14 at a price greater than the amount charged for the property that is
15 returned. For the purpose of this section, refund or credit of the
16 entire amount shall be deemed to be given when the purchase price
17 less rehandling and restocking costs are refunded or credited to
18 the customer. The amount withheld for rehandling and restocking
19 costs may be a percentage of the sales price determined by the
20 average cost of rehandling and restocking returned merchandise
21 during the previous accounting cycle.

22 (3) The amount charged for labor or services rendered in
23 installing or applying the property sold.

24 (4) (A) The amount of any tax (not including, however, any
25 manufacturers' or importers' excise tax, except as provided in
26 subparagraph (B)) imposed by the United States upon or with
27 respect to retail sales whether imposed upon the retailer or the
28 consumer.

29 (B) The amount of manufacturers' or importers' excise tax
30 imposed pursuant to Section 4081 or 4091 of the Internal Revenue
31 Code for which the purchaser certifies that ~~he or she~~ *the purchaser*
32 is entitled to either a direct refund or credit against ~~his or her~~ *the*
33 *purchaser's* income tax for the federal excise tax paid or for which
34 the purchaser issues a certificate pursuant to Section 6245.5.

35 (5) The amount of any tax imposed by any city, county, city
36 and county, or rapid transit district within the State of California
37 upon or with respect to retail sales of tangible personal property,
38 measured by a stated percentage of sales price or gross receipts,
39 whether imposed upon the retailer or the consumer.

1 (6) The amount of any tax imposed by any city, county, city
2 and county, or rapid transit district within the State of California
3 with respect to the storage, ~~use~~ use, or other consumption in that
4 city, county, city and county, or rapid transit district of tangible
5 personal property measured by a stated percentage of sales price
6 or purchase price, whether the tax is imposed upon the retailer or
7 the consumer.

8 (7) Separately stated charges for transportation from the
9 retailer's place of business or other point from which shipment is
10 made directly to the purchaser, but the exclusion shall not exceed
11 a reasonable charge for transportation by facilities of the retailer
12 or the cost to the retailer of transportation by other than facilities
13 of the retailer. However, if the transportation is by facilities of the
14 retailer, or the property is sold for a delivered price, this exclusion
15 shall be applicable solely with respect to transportation which
16 occurs after the purchase of the property is made.

17 (8) Charges for transporting landfill from an excavation site to
18 a site specified by the purchaser, either if the charge is separately
19 stated and does not exceed a reasonable charge or if the entire
20 consideration consists of payment for transportation.

21 (9) The amount of any motor vehicle, mobilehome, or
22 commercial coach fee or tax imposed by and paid the State of
23 California that has been added to or is measured by a stated
24 percentage of the sales or purchase price of a motor vehicle,
25 mobilehome, or commercial coach.

26 (10) (A) The amount charged for intangible personal property
27 transferred with tangible personal property in any technology
28 transfer agreement, if the technology transfer agreement separately
29 states a reasonable price for the tangible personal property.

30 (B) If the technology transfer agreement does not separately
31 state a price for the tangible personal property, and the tangible
32 personal property or like tangible personal property has been
33 previously sold or leased, or offered for sale or lease, to third
34 parties at a separate price, the price at which the tangible personal
35 property was sold, leased, or offered to third parties shall be used
36 to establish the retail fair market value of the tangible personal
37 property subject to tax. The remaining amount charged under the
38 technology transfer agreement is for the intangible personal
39 property transferred.

(C) If the technology transfer agreement does not separately state a price for the tangible personal property, and the tangible personal property or like tangible personal property has not been previously sold or leased, or offered for sale or lease, to third parties at a separate price, the retail fair market value shall be equal to 200 percent of the cost of materials and labor used to produce the tangible personal property subject to tax. The remaining amount charged under the technology transfer agreement is for the intangible personal property transferred.

(D) For purposes of this paragraph, “technology transfer agreement” means any agreement under which a person who holds a patent or copyright interest assigns or licenses to another person the right to make and sell a product or to use a process that is subject to the patent or copyright interest.

(11) The amount of any tax imposed upon diesel fuel pursuant to Part 31 (commencing with Section 60001).

(12) (A) The amount of tax imposed by any Indian tribe within the State of California with respect to a retail sale of tangible personal property measured by a stated percentage of the sales or purchase price, whether the tax is imposed upon the retailer or the consumer.

(B) The exclusion authorized by subparagraph (A) shall only apply to those retailers who are in substantial compliance with this part.

(13) (A) *The amount charged for the purchase of a new or used drayage truck that qualifies, on or after January 1, 2021, for any of the following:*

(i) *The California Hybrid and Zero-Emission Truck and Bus Voucher Incentive Project funded by the Air Quality Improvement Program established pursuant to Section 44274 of the Health and Safety Code.*

(ii) *The Carl Moyer Memorial Air Quality Standards Attainment Program (Chapter 9 (commencing with Section 44275) of Part 5 of Division 26 of the Health and Safety Code).*

(iii) *The Volkswagen Environmental Mitigation Trust for California pursuant to Section 39614 of the Health and Safety Code.*

(B) *Notwithstanding any provision of the Bradley-Burns Uniform Local Sales and Use Tax Law (Part 1.5 (commencing with Section 7200)) or the Transactions and Use Tax Law (Part 1.6*

1 (*commencing with Section 7251*)), *the exclusion established by*
2 *this paragraph does not apply with respect to any tax levied by a*
3 *county, city, or district pursuant to, or in accordance with, either*
4 *of those laws.*

5 SEC. 3. Section 6012 of the Revenue and Taxation Code is
6 amended to read:

7 6012. (a) "Gross receipts" mean the total amount of the sale
8 or lease or rental price, as the case may be, of the retail sales of
9 retailers, valued in money, whether received in money or otherwise,
10 without any deduction on account of any of the following:

11 (1) The cost of the property sold. However, in accordance with
12 any rules and regulations as the ~~board~~ *department* may prescribe,
13 a deduction may be taken if the retailer has purchased property for
14 some other purpose than resale, has reimbursed ~~his or her~~ *its* vendor
15 for tax which the vendor is required to pay to the state or has paid
16 the use tax with respect to the property, and has resold the property
17 prior to making any use of the property other than retention,
18 demonstration, or display while holding it for sale in the regular
19 course of business. If that deduction is taken by the retailer, no
20 refund or credit will be allowed to ~~his or her~~ *its* vendor with respect
21 to the sale of the property.

22 (2) The cost of the materials used, labor or service cost, interest
23 paid, losses, or any other expense.

24 (3) The cost of transportation of the property, except as excluded
25 by other provisions of this section.

26 (4) The amount of any tax imposed by the United States upon
27 producers and importers of gasoline and the amount of any tax
28 imposed pursuant to Part 2 (*commencing with Section 7301*) of
29 this division.

30 (b) The total amount of the sale or lease or rental price includes
31 all of the following:

32 (1) Any services that are a part of the sale.

33 (2) All receipts, cash, ~~credits~~ *credits*, and property of any kind.

34 (3) Any amount for which credit is allowed by the seller to the
35 purchaser.

36 (c) "Gross receipts" do not include any of the following:

37 (1) Cash discounts allowed and taken on sales.

38 (2) Sale price of property returned by customers when that entire
39 amount is refunded either in cash or credit, but this exclusion shall
40 not apply in any instance when the customer, in order to obtain

1 the refund, is required to purchase other property at a price greater
2 than the amount charged for the property that is returned. For the
3 purpose of this section, refund or credit of the entire amount shall
4 be deemed to be given when the purchase price less rehandling
5 and restocking costs are refunded or credited to the customer. The
6 amount withheld for rehandling and restocking costs may be a
7 percentage of the sales price determined by the average cost of
8 rehandling and restocking returned merchandise during the
9 previous accounting cycle.

10 (3) The price received for labor or services used in installing or
11 applying the property sold.

12 (4) (A) The amount of any tax (not including, however, any
13 manufacturers' or importers' excise tax, except as provided in
14 subparagraph (B)) imposed by the United States upon or with
15 respect to retail sales whether imposed upon the retailer or the
16 consumer.

17 (B) The amount of manufacturers' or importers' excise tax
18 imposed pursuant to Section 4081 or 4091 of the Internal Revenue
19 Code for which the purchaser certifies that ~~he or she~~ *the purchaser*
20 is entitled to either a direct refund or credit against ~~his or her~~ *the*
21 *purchaser's* income tax for the federal excise tax paid or for which
22 the purchaser issues a certificate pursuant to Section 6245.5.

23 (5) The amount of any tax imposed by any city, county, city
24 and county, or rapid transit district within the State of California
25 upon or with respect to retail sales of tangible personal property
26 measured by a stated percentage of sales price or gross receipts
27 whether imposed upon the retailer or the consumer.

28 (6) The amount of any tax imposed by any city, county, city
29 and county, or rapid transit district within the State of California
30 with respect to the storage, ~~use~~ *use*, or other consumption in that
31 city, county, city and county, or rapid transit district of tangible
32 personal property measured by a stated percentage of sales price
33 or purchase price, whether the tax is imposed upon the retailer or
34 the consumer.

35 (7) Separately stated charges for transportation from the
36 retailer's place of business or other point from which shipment is
37 made directly to the purchaser, but the exclusion shall not exceed
38 a reasonable charge for transportation by facilities of the retailer
39 or the cost to the retailer of transportation by other than facilities
40 of the retailer. However, if the transportation is by facilities of the

1 retailer, or the property is sold for a delivered price, this exclusion
2 shall be applicable solely with respect to transportation which
3 occurs after the sale of the property is made to the purchaser.

4 (8) Charges for transporting landfill from an excavation site to
5 a site specified by the purchaser, either if the charge is separately
6 stated and does not exceed a reasonable charge or if the entire
7 consideration consists of payment for transportation.

8 (9) The amount of any motor vehicle, mobilehome, or
9 commercial coach fee or tax imposed by and paid to the State of
10 California that has been added to or is measured by a stated
11 percentage of the sales or purchase price of a motor vehicle,
12 mobilehome, or commercial coach.

13 (10) (A) The amount charged for intangible personal property
14 transferred with tangible personal property in any technology
15 transfer agreement, if the technology transfer agreement separately
16 states a reasonable price for the tangible personal property.

17 (B) If the technology transfer agreement does not separately
18 state a price for the tangible personal property, and the tangible
19 personal property or like tangible personal property has been
20 previously sold or leased, or offered for sale or lease, to third
21 parties at a separate price, the price at which the tangible personal
22 property was sold, leased, or offered to third parties shall be used
23 to establish the retail fair market value of the tangible personal
24 property subject to tax. The remaining amount charged under the
25 technology transfer agreement is for the intangible personal
26 property transferred.

27 (C) If the technology transfer agreement does not separately
28 state a price for the tangible personal property, and the tangible
29 personal property or like tangible personal property has not been
30 previously sold or leased, or offered for sale or lease, to third
31 parties at a separate price, the retail fair market value shall be equal
32 to 200 percent of the cost of materials and labor used to produce
33 the tangible personal property subject to tax. The remaining amount
34 charged under the technology transfer agreement is for the
35 intangible personal property transferred.

36 (D) For purposes of this paragraph, “technology transfer
37 agreement” means any agreement under which a person who holds
38 a patent or copyright interest assigns or licenses to another person
39 the right to make and sell a product or to use a process that is
40 subject to the patent or copyright interest.

1 (11) The amount of any tax imposed upon diesel fuel pursuant
2 to Part 31 (commencing with Section 60001).

3 (12) (A) The amount of tax imposed by any Indian tribe within
4 the State of California with respect to a retail sale of tangible
5 personal property measured by a stated percentage of the sales or
6 purchase price, whether the tax is imposed upon the retailer or the
7 consumer.

8 (B) The exclusion authorized by subparagraph (A) shall only
9 apply to those retailers who are in substantial compliance with this
10 part.

11 For purposes of the sales tax, if the retailers establish to the
12 satisfaction of the ~~board~~ department that the sales tax has been
13 added to the total amount of the sale price and has not been
14 absorbed by them, the total amount of the sale price shall be
15 deemed to be the amount received exclusive of the tax imposed.
16 Section 1656.1 of the Civil Code shall apply in determining
17 whether or not the retailers have absorbed the sales tax.

18 (13) (A) *The amount charged for the purchase of a new or used*
19 *drayage truck that qualifies, on or after January 1, 2021, for any*
20 *of the following:*

21 (i) *The California Hybrid and Zero-Emission Truck and Bus*
22 *Voucher Incentive Project funded by the Air Quality Improvement*
23 *Program established pursuant to Section 44274 of the Health and*
24 *Safety Code.*

25 (ii) *The Carl Moyer Memorial Air Quality Standards Attainment*
26 *Program (Chapter 9 (commencing with Section 44275) of Part 5*
27 *of Division 26 of the Health and Safety Code).*

28 (iii) *The Volkswagen Environmental Mitigation Trust for*
29 *California pursuant to Section 39614 of the Health and Safety*
30 *Code.*

31 (B) *Notwithstanding any provision of the Bradley-Burns Uniform*
32 *Local Sales and Use Tax Law (Part 1.5 (commencing with Section*
33 *7200)) or the Transactions and Use Tax Law (Part 1.6*
34 *(commencing with Section 7251)), the exclusion established by*
35 *this paragraph does not apply with respect to any tax levied by a*
36 *county, city, or district pursuant to, or in accordance with, either*
37 *of those laws.*

38 SEC. 4. (a) It is the intent of the Legislature to apply the
39 requirements of Section 41 of the Revenue and Taxation Code to
40 this act.

1 (b) With respect to paragraph (13) of subdivision (c) of Sections
2 6011 and 6012 of the Revenue and Taxation Code, as amended
3 by this act, the Legislature finds and declares as follows:

4 (1) The goal of paragraph (13) of subdivision (c) of Sections
5 6011 and 6012 of the Revenue and Taxation Code, as amended
6 by this act, is to help achieve California's greenhouse gas reduction
7 goals and the goal of having 100 percent of drayage trucks in
8 California be zero-emission by 2035, and also incentivize the
9 purchase of new and used zero-emission and near-zero-emission
10 drayage trucks.

11 (2) The performance indicators related to this act are as follows:

12 (A) The annual number of zero-emission and near-zero-emission
13 drayage trucks purchased.

14 (B) The annual number of purchased drayage trucks that are
15 not zero-emission or near-zero-emission drayage trucks.

16 (c) To measure the goals set forth in paragraph (1) of subdivision
17 (b), the California Department of Tax and Fee Administration shall
18 measure how many Californians used the sales and use tax
19 exclusion set forth in paragraph (13) of subdivision (c) of Sections
20 6011 and 6012 of the Revenue and Taxation Code, as amended
21 by this act, and report to the Legislature biannually on its findings
22 beginning on and after January 1, 2022. The reports shall be
23 submitted in compliance with Section 9795 of the Government
24 Code.

25 SEC. 5. This act provides for a tax levy within the meaning
26 of Article IV of the California Constitution and shall go into
27 immediate effect. However, the provisions of this act shall become
28 operative on the first day of the first calendar quarter commencing
29 more than 90 days after the effective date of this act.

ATTACHMENT 2C

South Coast Air Quality Management District
Legislative Analysis Summary – AB 762 (Lee)
Version: As Amended – 3/30/2021
Analyst: PC

AB 762 (Lee)

Hazardous emissions and substances: schoolsites: private and charter schools.

Summary: This bill would require charter schools and private schools to follow the same siting requirements as public schools for evaluating a schoolsite for potential hazardous substances, hazardous emissions, or hazardous waste.

The bill would also require the evaluation of a potential charter school site to follow the same process as public school site evaluations under the California Environmental Quality Act (CEQA).

Background: Siting schools is not an easy process. Existing law and state regulations prohibit school districts seeking state bond funds from being located on land that was previously a hazardous waste disposal site, that contains pipelines that carry hazardous substances, or that is near a freeway and other busy traffic corridors and railyards that have the potential to expose students and school staff to hazardous air emissions. Existing law also requires school districts to comply with CEQA requirements, review by DTSC, and approval by the California Department of Education (CDE) to ensure the design plans meet the academic need of the school. Charter schools are not required to comply with school siting requirements unless they receive state school bond funds. Private schools are not subject to the requirements in the Education Code unless specified, typically related to health and safety issues.

Existing law requires public schools to follow CEQA requirements before approving and building a new school. These requirements include that the governing board of the school district determine that the property is not a current or former hazardous waste or solid waste disposal site, unless the governing board of the school concludes that the waste sites have been removed; a hazardous substance release site identified by the Department of Toxic Substances Control (DTSC); or a site that contains one or more pipelines that carries hazardous substances.

CEQA requires a lead agency to prepare and certify the completion of an environmental impact report on a project that it proposes to carry out or approve that may have a significant effect on the environment, or to adopt a negative declaration if it finds that the project will not have that effect. Existing law also requires that the school district consult with the administering agency and any local air district necessary to identify facilities within the air district's authority and within the vicinity of the school property that might emit hazardous emissions, substances, or waste.

Status: 3/30/2021 - From committee chair, with author's amendments: Amend, and re-refer to Asm. Comm. on E.S. & T.M. Read second time and amended.

Specific Provisions: Specifically, this bill would:

- 1) Require charter schools and private schools to follow the same siting requirements as public schools for evaluating a schoolsite for potential hazardous substances, hazardous emissions, or hazardous waste; and
- 2) Require the evaluation of a potential charter school site to follow the same process as public school site evaluations under CEQA.

Impacts on South Coast AQMD's Mission, Operations or Initiatives: South Coast AQMD took a SUPPORT position on a very similar bill last year that died in the Legislature. This bill was recently amended to delete a new item added to the bill this year that was meant to provide extra protections for school sites by adding in a 500-foot buffer in between schools and toxic hazards.

Private schools and some charter schools are not required to meet the same siting requirements as public schools before building a new school. As a result, there are cases in California where schools have been built in a potentially unsafe location near sources of hazardous emissions, substances, or waste. Consequently, the public health and safety of all students and school employees at these schools could be at risk.

It is reasonable to provide the students of charter schools and private schools with the same protections from potential hazardous chemicals at a potential schoolsite as is afforded to students who attend public schools. In addition, this bill requires the lead agency, under CEQA, over a charter school, to complete the same evaluations as is required for a lead agency of a public school. There are thousands of known contaminated sites in California, however, there are estimates of tens of thousands of unknown contaminated sites in the state. A site may have been an industrial site in the early 1900's and been vacant for decades, and its potential of containing hazardous substances is unknown until there is an environmental assessment of the property. It is important that potential schoolsites, regardless of whether the school is a public school, private school, or charter school, be properly evaluated in order to protect the health and well-being of the future students who will attend that school.

This bill is consistent with South Coast AQMD's policy priorities to protect public health, especially within disadvantaged communities, and to promote environmental justice within the South Coast region. By adding extra protections within the school setting, this bill seeks to protect children, who are at even higher risk as sensitive receptors to pollution.

Recommended Position: SUPPORT

South Coast Air Quality Management District
Legislative Analysis Summary – AB 762 (Lee)
Version: As Amended – 3/30/2021
Analyst: PC

Support:

Bay Area Air Quality Management District (Sponsor)

Opposition:

N/A

AMENDED IN ASSEMBLY MARCH 30, 2021

CALIFORNIA LEGISLATURE—2021–22 REGULAR SESSION

ASSEMBLY BILL

No. 762

**Introduced by Assembly Members Lee and Cristina Garcia
(Coauthor: Assembly Member Kalra)**

February 16, 2021

An act to amend ~~Section 17213~~ *Sections 17213, 17213.1 and 17268* of, and to add Article 3 (commencing with Section 17235) to Chapter 1 of Part 10.5 of Division 1 of Title 1 of, the Education Code, ~~and to amend Section 21151.8 of the Public Resources Code, and to amend Section 1612 of the Public Utilities Code,~~ relating to schoolsites.

LEGISLATIVE COUNSEL'S DIGEST

AB 762, as amended, Lee. Hazardous emissions and substances: schoolsites: private and charter schools.

(1) The California Environmental Quality Act (CEQA) requires a lead agency to prepare, or cause to be prepared by contract, and certify the completion of, an environmental impact report on a project, as defined, that it proposes to carry out or approve that may have a significant effect on the environment, or to adopt a negative declaration if it finds that the project will not have that effect. CEQA prohibits an environmental impact report or negative declaration from being approved for any project involving the purchase of a schoolsite or the construction of a new elementary or secondary school by a school district unless specified conditions are met, relating to, among other things, whether the property is located on a current or former hazardous waste disposal site or solid waste disposal site, a hazardous substance release site, or a site that contains a pipeline that carries specified substances, and the property's proximity to facilities that might

reasonably be anticipated to emit hazardous emissions or handle hazardous or extremely hazardous substances or waste, as provided.

~~This bill would add to those specified conditions whether the property is located on a site within 500 feet of a current or former hazardous waste disposal site or solid waste disposal site, a hazardous substance release site, or a site that contains a pipeline that carries specified substances. The bill would additionally prohibit an environmental impact report or negative declaration from being approved for a project involving the purchase of a schoolsite or the construction of a new elementary or secondary school by a charter school, unless those specified conditions are met. By imposing new requirements on school districts, charter schools, lead agencies, cities, and counties, the bill would impose a state-mandated local program.~~

(2) Existing law prohibits the governing board of a school district from approving a project for the acquisition of a schoolsite unless specified conditions are met, including, among others, that the school district, as the lead agency, determines that the property to be purchased or built upon is not the site of a current or former hazardous waste disposal site or solid waste disposal site, a hazardous substance release site, or a site that contains a pipeline that carries specified substances, and that the school district, as the lead agency, has not identified specified facilities within $\frac{1}{4}$ of one mile of the proposed schoolsite that might reasonably be anticipated to emit hazardous air emissions or handle hazardous or extremely hazardous materials, substances, or waste, as provided.

~~This bill would add to those specified conditions that the property is determined to not be located on a site within 500 feet of a freeway or other busy traffic corridor, a current or former hazardous waste disposal site or solid waste disposal site, a hazardous substance release site, or a site that contains a pipeline that carries specified substances. The bill would additionally impose that prohibition on the governing body of a charter school and would require the determination and identification described above to be made by the lead agency. The bill would impose that prohibition, and related requirements, additionally on a private school. By imposing new requirements on school districts, charter schools, lead agencies, cities, and counties, the bill would impose a state-mandated local program.~~

(3) The California Constitution requires the state to reimburse local agencies and school districts for certain costs mandated by the state. Statutory provisions establish procedures for making that reimbursement.

This bill would provide that with regard to certain mandates no reimbursement is required by this act for a specified reason.

With regard to any other mandates, this bill would provide that, if the Commission on State Mandates determines that the bill contains costs so mandated by the state, reimbursement for those costs shall be made pursuant to the statutory provisions noted above.

Vote: majority. Appropriation: no. Fiscal committee: yes.
State-mandated local program: yes.

The people of the State of California do enact as follows:

1 SECTION 1. Section 17213 of the Education Code is amended
2 to read:

3 17213. (a) The governing board of a school district or the
4 governing body of a charter school shall not approve a project
5 involving the acquisition of a schoolsite by a school district or
6 charter school, unless all of the following occur:

7 (1) The lead agency, as defined in Section 21067 of the Public
8 Resources Code, determines that the property purchased or to be
9 built upon is not any of the following:

10 (A) The site of a current or former hazardous waste disposal
11 site or solid waste disposal site, unless, if the site was a former
12 solid waste disposal site, the governing board of the school district
13 or the governing body of a charter school concludes that the wastes
14 have been removed.

15 (B) A hazardous substance release site identified by the
16 Department of Toxic Substances Control in a current list adopted
17 pursuant to Section 25356 of the Health and Safety Code for
18 removal or remedial action pursuant to Chapter 6.8 (commencing
19 with Section 25300) of Division 20 of the Health and Safety Code.

20 (C) A site that contains one or more pipelines, situated
21 underground or aboveground, that carries hazardous substances,
22 extremely hazardous substances, or hazardous wastes, unless the
23 pipeline is a natural gas line that is used only to supply natural gas
24 to that school or neighborhood.

25 ~~(D) A site that is within 500 feet of the edge of the closest traffic~~
26 ~~lane of a freeway or other busy traffic corridor.~~

27 ~~(E) A site that is within 500 feet of a site specified in~~
28 ~~subparagraph (A), (B), or (C).~~

(2) The lead agency, as defined in Section 21067 of the Public Resources Code, in preparing the environmental impact report or negative declaration has consulted with the administering agency in which the proposed schoolsite is located, pursuant to Section 2735.3 of Title 19 of the California Code of Regulations, and with any air pollution control district or air quality management district having jurisdiction in the area, to identify both permitted and nonpermitted facilities within that district's authority, including, but not limited to, freeways and other busy traffic corridors, large agricultural operations, and railyards, within one-fourth of one mile of the proposed schoolsite, that might reasonably be anticipated to emit hazardous air emissions, or to handle hazardous or extremely hazardous materials, substances, or waste. The lead agency shall include a list of the locations for which information is sought.

(3) The governing board of the school district or the governing body of a charter school makes one of the following written findings:

(A) Consultation identified none of the facilities or significant pollution sources specified in paragraph (2).

(B) The facilities or other pollution sources specified in paragraph (2) exist, but one of the following conditions applies:

(i) The health risks from the facilities or other pollution sources do not and will not constitute an actual or potential endangerment of public health to persons who would attend or be employed at the school.

(ii) The governing board of a school district or the governing body of a charter school finds that corrective measures required under an existing order by another governmental entity that has jurisdiction over the facilities or other pollution sources will, before the school is occupied, result in the mitigation of all chronic or accidental hazardous air emissions to levels that do not constitute an actual or potential endangerment of public health to persons who would attend or be employed at the proposed school. If the governing board of a school district or the governing body of a charter school makes this finding, the governing board of a school district or governing body of a charter school shall also make a subsequent finding, before occupancy of the school, that the emissions have been mitigated to these levels.

1 (iii) For a schoolsite with a boundary that is within 500 feet of
2 the edge of the closest traffic lane of a freeway or other busy traffic
3 corridor, the governing board of the school district or the governing
4 body of a charter school determines, through analysis pursuant to
5 paragraph (2) of subdivision (b) of Section 44360 of the Health
6 and Safety Code, based on appropriate air dispersion modeling,
7 and after considering any potential mitigation measures, that the
8 air quality at the proposed site is such that neither short-term nor
9 long-term exposure poses significant health risks to pupils.

10 (iv) The governing board of a school district or the governing
11 body of a charter school finds that the conditions set forth in clause
12 (ii) or (iii) cannot be met, and the school district or charter school
13 is unable to locate an alternative site that is suitable due to a severe
14 shortage of sites that meet the requirements in subdivision (a). If
15 the governing board of a school district or the governing body of
16 a charter school makes this finding, the governing board of a school
17 district or the governing body of a charter school shall adopt a
18 statement of overriding considerations pursuant to Section 15093
19 of Title 14 of the California Code of Regulations.

20 (b) For purposes of this section, the following definitions apply:

21 (1) "Administering agency" means an agency designated
22 pursuant to Section 25502 of the Health and Safety Code.

23 (2) "Extremely hazardous substance" means a material defined
24 pursuant to paragraph (2) of subdivision (j) of Section 25532 of
25 the Health and Safety Code.

26 (3) "Facilities" means a source with a potential to use, generate,
27 emit, or discharge hazardous air pollutants, including, but not
28 limited to, pollutants that meet the definition of a hazardous
29 substance, and whose process or operation is identified as an
30 emission source pursuant to the most recent list of source categories
31 published by the State Air Resources Board.

32 (4) "Freeway or other busy traffic corridor" means those
33 roadways that, on an average day, have traffic in excess of 50,000
34 vehicles in a rural area, as defined in Section 50101 of the Health
35 and Safety Code, and 100,000 vehicles in an urban area, as defined
36 in Section 50104.7 of the Health and Safety Code.

37 (5) "Handle" means handle as defined in Article 1 (commencing
38 with Section 25500) of Chapter 6.95 of Division 20 of the Health
39 and Safety Code.

(6) “Hazardous air emissions” means emissions into the ambient air of air contaminants that have been identified as a toxic air contaminant by the State Air Resources Board or by the air pollution control officer for the jurisdiction in which the project is located. As determined by the air pollution control officer, hazardous air emissions also means emissions into the ambient air from any substance identified in subdivisions (a) to (f), inclusive, of Section 44321 of the Health and Safety Code.

(7) “Hazardous substance” means a substance defined in Section 25316 of the Health and Safety Code.

(8) “Hazardous waste” means a waste defined in Section 25117 of the Health and Safety Code.

(9) “Hazardous waste disposal site” means a site defined in Section 25114 of the Health and Safety Code.

SEC. 2. Section 17213.1 of the Education Code is amended to read:

17213.1. As a condition of receiving state funding pursuant to Chapter 12.5 (commencing with Section 17070.10), the governing board of a school district shall comply with subdivision (a), and is not required to comply with *paragraph (1) of subdivision (a) of Section 17213*, prior to the acquisition of a schoolsite, or if the school district owns or leases a schoolsite, prior to the construction of a project.

(a) Prior to acquiring a schoolsite, the governing board shall contract with an environmental assessor to supervise the preparation of, and sign, a Phase I environmental assessment of the proposed schoolsite unless the governing board decides to proceed directly to a preliminary endangerment assessment, in which case it shall comply with paragraph (4).

(1) The Phase I environmental assessment shall contain one of the following recommendations:

(A) A further investigation of the site is not required.

(B) A preliminary endangerment assessment is needed, including sampling or testing, to determine the following:

(i) If a release of hazardous material has occurred and, if so, the extent of the release.

(ii) If there is the threat of a release of hazardous materials.

(iii) If a naturally occurring hazardous material is present.

(2) If the Phase I environmental assessment concludes that further investigation of the site is not required, the signed

1 assessment, proof that the environmental assessor meets the
2 qualifications specified in subdivision (b) of Section 17210, and
3 the renewal fee shall be submitted to the Department of Toxic
4 Substances Control. The Department of Toxic Substances Control
5 shall conduct its review and approval, within 30 calendar days of
6 its receipt of that assessment, proof of qualifications, and the
7 renewal fee. In those instances in which the Department of Toxic
8 Substances Control requests additional information after receipt
9 of the Phase I environmental assessment pursuant to paragraph
10 (3), the Department of Toxic Substances Control shall conduct its
11 review and approval within 30 calendar days of its receipt of the
12 requested additional information. If the Department of Toxic
13 Substances Control concurs with the conclusion of the Phase I
14 environmental assessment that a further investigation of the site
15 is not required, the Department of Toxic Substances Control shall
16 approve the Phase I environmental assessment and shall notify, in
17 writing, the State Department of Education and the governing
18 board of the school district of the approval.

19 (3) If the Department of Toxic Substances Control determines
20 that the Phase I environmental assessment is not complete or
21 disapproves the Phase I environmental assessment, the department
22 shall inform the school district of the decision, the basis for the
23 decision, and actions necessary to secure department approval of
24 the Phase I environmental assessment. The school district shall
25 take actions necessary to secure the approval of the Phase I
26 environmental assessment, elect to conduct a preliminary
27 endangerment assessment, or elect not to pursue the acquisition
28 or the construction project. To facilitate completion of the Phase
29 I environmental assessment, the information required by this
30 paragraph may be provided by telephonic or electronic means.

31 (4) (A) If the Department of Toxic Substances Control
32 concludes after its review of a Phase I environmental assessment
33 pursuant to this section that a preliminary endangerment assessment
34 is needed, the Department of Toxic Substances Control shall notify,
35 in writing, the State Department of Education and the governing
36 board of the school district of that decision and the basis for that
37 decision. The school district shall submit to the State Department
38 of Education the Phase I environmental assessment and requested
39 additional information, if any, that was reviewed by the Department
40 of Toxic Substances Control pursuant to that subparagraph.

1 Submittal of the Phase I assessment and additional information,
2 if any, to the State Department of Education shall be prior to the
3 State Department of Education issuance of final site or plan
4 approvals affect by that Phase I assessment.

5 (B) If the Phase I environmental assessment concludes that a
6 preliminary endangerment assessment is needed, or if the
7 Department of Toxic Substances Control concludes after it reviews
8 a Phase I environmental assessment pursuant to this section that
9 a preliminary endangerment assessment is needed, the school
10 district shall either contract with an environmental assessor to
11 supervise the preparation of, and sign, a preliminary endangerment
12 assessment of the proposed schoolsite and enter into an agreement
13 with the Department of Toxic Substances Control to oversee the
14 preparation of the preliminary endangerment assessment or elect
15 not to pursue the acquisition or construction project. The agreement
16 entered into with the Department of Toxic Substances Control may
17 be entitled an “Environmental Oversight Agreement” and shall
18 reference this paragraph. A school district may, with the
19 concurrence of the Department of Toxic Substances Control, enter
20 into an agreement with the Department of Toxic Substances
21 Control to oversee the preparation of a preliminary endangerment
22 assessment without first having prepared a Phase I environmental
23 assessment. Upon request from the school district, the Director of
24 the Department of Toxic Substances Control shall exercise its
25 authority to designate a person to enter the site and inspect and
26 obtain samples pursuant to Section 25358.1 of the Health and
27 Safety Code, if the director determines that the exercise of that
28 authority will assist in expeditiously completing the preliminary
29 endangerment assessment. The preliminary endangerment
30 assessment shall contain one of the following conclusions:

31 (i) A further investigation of the site is not required.
32 (ii) A release of hazardous materials has occurred, and if so, the
33 extent of the release, that there is the threat of a release of
34 hazardous materials, or that a naturally occurring hazardous
35 material is present, or any combination thereof.

36 (5) The school district shall submit the preliminary
37 endangerment assessment to the Department of Toxic Substances
38 Control for its review and approval and to the State Department
39 of Education for its files. The school district may entitle a document
40 that is meant to fulfill the requirements of a preliminary

1 endangerment assessment a “preliminary environmental
2 assessment” and that document shall be deemed to be a preliminary
3 endangerment assessment if it specifically refers to the statutory
4 provisions whose requirements it intends to meet and the document
5 meets the requirements of a preliminary endangerment assessment.

6 (6) At the same time a school district submits a preliminary
7 endangerment assessment to the Department of Toxic Substances
8 Control pursuant to paragraph (5), the school district shall publish
9 a notice that the assessment has been submitted to the department
10 in a local newspaper of general circulation, and shall post the notice
11 in a prominent manner at the proposed schoolsite that is the subject
12 of that notice. The notice shall state the school district’s
13 determination to make the preliminary endangerment assessment
14 available for public review and comment pursuant to subparagraph
15 (A) or (B):

16 (A) If the school district chooses to make the assessment
17 available for public review and comment pursuant to this
18 subparagraph, it shall offer to receive written comments for a
19 period of at least 30 calendar days after the assessment is submitted
20 to the Department of Toxic Substances Control, commencing on
21 the date the notice is originally published, and shall hold a public
22 hearing to receive further comments. The school district shall make
23 all of the following documents available to the public upon request
24 through the time of the public hearing:

- 25 (i) The preliminary endangerment assessment.
- 26 (ii) The changes requested by the Department of Toxic
27 Substances Control for the preliminary endangerment assessment,
28 if any.
- 29 (iii) Any correspondence between the school district and the
30 Department of Toxic Substances Control that relates to the
31 preliminary endangerment assessment.

32 For the purposes of this subparagraph, the notice of the public
33 hearing shall include the date and location of the public hearing,
34 and the location where the public may review the documents
35 described in clauses (i) to (iii), inclusive. If the preliminary
36 endangerment assessment is revised or altered following the public
37 hearing, the school district shall make those revisions or alterations
38 available to the public. The school district shall transmit a copy
39 of all public comments received by the school district on the
40 preliminary endangerment assessment to the Department of Toxic

1 Substances Control. The Department of Toxic Substances Control
2 shall complete its review of the preliminary endangerment
3 assessment and public comments received thereon and shall either
4 approve or disapprove the assessment within 30 calendar days of
5 the close of the public review period. If the Department of Toxic
6 Substances Control determines that it is likely to disapprove the
7 assessment prior to its receipt of the public comments, it shall
8 inform the school district of that determination and of any action
9 that the school district is required to take for the Department of
10 Toxic Substances Control to approve the assessment.

11 (B) If the school district chooses to make the preliminary
12 endangerment assessment available for public review and comment
13 pursuant to this subparagraph, the Department of Toxic Substances
14 Control shall complete its review of the assessment within 60
15 calendar days of receipt of the assessment and shall either return
16 the assessment to the school district with comments and requested
17 modifications or requested further assessment or concur with the
18 adequacy of the assessment pending review of public comment.
19 If the Department of Toxic Substances Control concurs with the
20 adequacy of the assessment, and the school district proposes to
21 proceed with site acquisition or a construction project, the school
22 district shall make the assessment available to the public on the
23 same basis and at the same time it makes available the draft
24 environmental impact report or negative declaration pursuant to
25 the California Environmental Quality Act (Division 13
26 (commencing with Section 21000) of the Public Resources Code)
27 for the site, unless the document developed pursuant to the
28 California Environmental Quality Act (Division 13 (commencing
29 with Section 21000) of the Public Resources Code) will not be
30 made available until more than 90 days after the assessment is
31 approved, in which case the school district shall, within 60 days
32 of the approval of the assessment, separately publish a notice of
33 the availability of the assessment for public review in a local
34 newspaper of general circulation. The school district shall hold a
35 public hearing on the preliminary endangerment assessment and
36 the draft environmental impact report or negative declaration at
37 the same time, pursuant to the California Environmental Quality
38 Act (Division 13 (commencing with Section 21000) of the Public
39 Resources Code). All public comments pertaining to the
40 preliminary endangerment assessment shall be forwarded to the

1 Department of Toxic Substances Control immediately. The
2 Department of Toxic Substances Control shall review the public
3 comments forwarded by the school district and shall approve or
4 disapprove the preliminary endangerment assessment within 30
5 days of the district's approval action of the environmental impact
6 report or the negative declaration.

7 (7) The school district shall comply with the public participation
8 requirements of Sections 25358.7 and 25358.7.1 of the Health and
9 Safety Code and other applicable provisions of the state act with
10 respect to those response actions only if further response actions
11 beyond a preliminary endangerment assessment are required and
12 the district determines that it will proceed with the acquisition or
13 construction project.

14 (8) If the Department of Toxic Substances Control disapproves
15 the preliminary endangerment assessment, it shall inform the
16 district of the decision, the basis for the decision, and actions
17 necessary to secure the Department of Toxic Substances Control
18 approval of the assessment. The school district shall take actions
19 necessary to secure the approval of the Department of Toxic
20 Substances Control of the preliminary endangerment assessment
21 or elect not to pursue the acquisition or construction project.

22 (9) If the preliminary endangerment assessment determines that
23 a further investigation of the site is not required and the Department
24 of Toxic Substances Control approves this determination, it shall
25 notify the State Department of Education and the school district
26 of its approval. The school district may then proceed with the
27 acquisition or construction project.

28 (10) If the preliminary endangerment assessment determines
29 that a release of hazardous material has occurred, that there is the
30 threat of a release of hazardous materials, that a naturally occurring
31 hazardous material is present, or any combination thereof, that
32 requires further investigation, and the Department of Toxic
33 Substances Control approves this determination, the school district
34 may elect not to pursue the acquisition or construction project. If
35 the school district elects to pursue the acquisition or construction
36 project, it shall do all of the following:

37 (A) Prepare a financial analysis that estimates the cost of
38 response action that will be required at the proposed schoolsite.

1 (B) Assess the benefits that accrue from using the proposed
2 schoolsite when compared to the use of alternative schoolsites, if
3 any.

4 (C) Obtain the approval of the State Department of Education
5 that the proposed schoolsite meets the schoolsite selection standards
6 adopted by the State Department of Education pursuant to
7 subdivision (b) of Section 17251.

8 (D) Evaluate the suitability of the proposed schoolsite in light
9 of the recommended alternative schoolsite locations in order of
10 merit if the school district has requested the assistance of the State
11 Department of Education, based upon the standards of the State
12 Department of Education, pursuant to subdivision (a) of Section
13 17251.

14 (11) The school district shall reimburse the Department of Toxic
15 Substances Control for all of the department's response costs.

16 (b) The costs incurred by the school districts when complying
17 with this section are allowable costs for purposes of an applicant
18 under Chapter 12.5 (commencing with Section 17070.10) of Part
19 10 and may be reimbursed in accordance with Section 17072.13.

20 (c) A school district that releases a Phase I environmental
21 assessment, a preliminary endangerment assessment, or information
22 concerning either of these assessments, any of which is required
23 by this section, may not be held liable in any action filed against
24 the school district for making either of these assessments available
25 for public review.

26 (d) The changes made to this section by the act amending this
27 section during the 2001 portion of the 2001–02 Regular Session
28 do not apply to a schoolsite acquisition project or a school
29 construction project, if either of the following occurred on or before
30 the effective date of the act amending this section during the 2001
31 portion of the 2001–02 Regular Session:

32 (1) The final preliminary endangerment assessment for the
33 project was approved by the Department of Toxic Substances
34 Control pursuant to this section as this section read on the date of
35 the approval.

36 (2) The school district seeking state funding for the project
37 completed a public hearing for the project pursuant to this section,
38 as this section read on the date of the hearing.

~~SEC. 2.~~

SEC. 3. Article 3 (commencing with Section 17235) is added to Chapter 1 of Part 10.5 of Division 1 of Title 1 of the Education Code, to read:

Article 3. Private School Schoolsites

17235. (a) For purposes of this section, the following definitions apply:

(1) "Administering agency" means an agency authorized pursuant to Section 25502 of the Health and Safety Code to implement and enforce Chapter 6.95 (commencing with Section 25500) of Division 20 of the Health and Safety Code.

(2) "Extremely hazardous substance" has the same meaning as defined in paragraph (2) of subdivision (j) of Section 25532 of the Health and Safety Code.

(3) "Facilities" means a source with a potential to use, generate, emit, or discharge hazardous air pollutants, including, but not limited to, pollutants that meet the definition of a hazardous substance, and whose process or operation is identified as an emission source pursuant to the most recent list of source categories published by the State Air Resources Board.

(4) "Freeway or other busy traffic corridor" means those roadways that, on an average day, have traffic in excess of 50,000 vehicles in a rural area, as defined in Section 50101 of the Health and Safety Code, and 100,000 vehicles in an urban area, as defined in Section 50104.7 of the Health and Safety Code.

(5) "Handle" has the same meaning as defined in Section 25501 of the Health and Safety Code.

(6) "Hazardous air emissions" means emissions into the ambient air of air contaminants that have been identified as a toxic air contaminant by the State Air Resources Board or by the air pollution control officer for the jurisdiction in which the project is located. As determined by the air pollution control officer, hazardous air emissions also means emissions into the ambient air from any substances identified in subdivisions (a) to (f), inclusive, of Section 44321 of the Health and Safety Code.

(7) "Hazardous substance" has the same meaning as defined in Section 25316 of the Health and Safety Code.

(8) “Hazardous waste” has the same meaning as defined in Section 25117 of the Health and Safety Code.

(9) “Hazardous waste disposal site” has the same meaning as “disposal site,” as defined in Section 25114 of the Health and Safety Code.

(b) The governing board of a private school shall not approve the acquisition or purchase of a schoolsite, or the construction of a new elementary or secondary school, by, or for use by, a private school unless all of the following occur:

(1) The city or county determines that the property proposed to be acquired or purchased, or to be constructed upon, is not any of the following:

(A) The site of a current or former hazardous waste disposal site or solid waste disposal site, unless, if the site was a former solid waste disposal site, the city or county concludes that the wastes have been removed.

(B) A hazardous substance release site identified by the Department of Toxic Substances Control in a current list adopted pursuant to Section 25356 of the Health and Safety Code for removal or remedial action pursuant to Chapter 6.8 (commencing with Section 25300) of Division 20 of the Health and Safety Code.

(C) A site that contains one or more pipelines, situated underground or aboveground, that carry hazardous substances, extremely hazardous substances, or hazardous wastes, unless the pipeline is a natural gas line that is used only to supply natural gas to that school or neighborhood, or other nearby schools.

~~(D) A site that is within 500 feet of the edge of the closest traffic lane of a freeway or other busy traffic corridor.~~

~~(E) A site that is within 500 feet of a site specified in subparagraph (A), (B), or (C).~~

(2) (A) The governing board has notified in writing and consulted with the administering agency in which the proposed schoolsite is located, and with any air pollution control district or air quality management district having jurisdiction in the area, to identify both permitted and nonpermitted facilities within that district’s authority, including, but not limited to, freeways or other busy traffic corridors, large agricultural operations, and railyards, within one-fourth of one mile of the proposed schoolsite, that might reasonably be anticipated to emit hazardous emissions or handle hazardous or extremely hazardous substances or waste. The

1 notification by the governing board shall include a list of the
2 locations for which information is sought.

3 (B) Each administering agency, air pollution control district, or
4 air quality management district receiving written notification from
5 a governing board to identify facilities pursuant to subparagraph
6 (A) shall provide the requested information and provide a written
7 response to the governing board within 30 days of receiving the
8 notification.

9 (3) The city or county makes one of the following written
10 findings:

11 (A) Consultation identified no facilities of the type specified in
12 paragraph (2) or other significant pollution sources.

13 (B) One or more facilities specified in paragraph (2) or other
14 pollution sources exist, but one of the following conditions applies:

15 (i) The health risks from the facilities or other pollution sources
16 do not and will not constitute an actual or potential endangerment
17 of public health to persons who would attend or be employed at
18 the proposed school.

19 (ii) Corrective measures required under an existing order by
20 another agency having jurisdiction over the facilities or other
21 pollution sources will, before the school is occupied, result in the
22 mitigation of all chronic or accidental hazardous air emissions to
23 levels that do not constitute an actual or potential endangerment
24 of public health to persons who would attend or be employed at
25 the proposed school. If the city or county makes a finding pursuant
26 to this clause, it shall also make a subsequent finding, before
27 occupancy of the school, that the emissions have been so mitigated.

28 (iii) For a schoolsite with a boundary that is within 500 feet of
29 the edge of the closest traffic lane of a freeway or other busy traffic
30 corridor, the city or county determines, through analysis pursuant
31 to paragraph (2) of subdivision (b) of Section 44360 of the Health
32 and Safety Code, based on appropriate air dispersion modeling,
33 and after considering any potential mitigation measures, that the
34 air quality at the proposed site is such that neither short-term nor
35 long-term exposure poses significant health risks to pupils.

36 (C) One or more facilities specified in paragraph (2) or other
37 pollution sources exist, but conditions in clause (i), (ii), or (iii) of
38 subparagraph (B) cannot be met, and the private school is unable
39 to locate an alternative site that is suitable due to a severe shortage
40 of sites that meet the requirements in this section.

1 *SEC. 4. Section 17268 of the Education Code is amended to*
2 *read:*

3 17268. (a) The governing board of a school district that elects
4 not to receive state funds pursuant to Chapter 12.5 (commencing
5 with Section 17070.10) may not approve a project for the
6 construction of a new school building, as defined in Section 17283,
7 unless the project and its lead agency comply with the same
8 requirements specified in *paragraph (1) of subdivision (a) of*
9 Section 17213 for schoolsite acquisition.

10 (b) As a condition to receiving state funds pursuant to Chapter
11 12.5 (commencing with Section ~~17070.10~~, 17070.10), the
12 governing board of a school district may not approve a project for
13 the construction of a new school building or schoolsite on leased
14 or acquired land unless the project and the school district comply
15 with the requirements specified in Sections 17213.1 and 17213.2.

16 (c) The project shall not be subject to subdivision (b) for a minor
17 addition to a school if the project is eligible for a categorical or
18 statutory exemption under guidelines issued pursuant to Section
19 21083 of the Public Resources Code, as set forth in the California
20 Environmental Quality Act.

21 (d) “School building,” as used in this section, means any
22 building designed and constructed to be used for elementary or
23 secondary school purposes by a school district.

24 (e) The requirements of Sections 17213, 17213.1 and 17213.2
25 shall not apply to a schoolsite if the acquisition occurred prior to
26 January 1, 2000, to the extent a school district is subject to the
27 requirements set forth in those sections pursuant to a judicial order
28 or an order issued by, or an agreement with the Department of
29 Toxic Substances Control regarding that site, and the school district
30 is in full compliance with that order or agreement.

31 (f) For purposes of this section, the acceptance of construction
32 bids shall constitute approval of the project.

33 ~~SEC. 3.~~

34 *SEC. 5. Section 21151.8 of the Public Resources Code is*
35 *amended to read:*

36 21151.8. (a) An environmental impact report shall not be
37 certified or a negative declaration shall not be approved for a
38 project involving the purchase of a schoolsite or the construction
39 of a new elementary or secondary school by a school district or a
40 charter school unless all of the following occur:

1 (1) The environmental impact report or negative declaration
2 includes information that is needed to determine if the property
3 proposed to be purchased, or to be constructed upon, is any of the
4 following:

5 (A) The site of a current or former hazardous waste disposal
6 site or solid waste disposal site and, if so, whether the wastes have
7 been removed.

8 (B) A hazardous substance release site identified by the
9 Department of Toxic Substances Control in a current list adopted
10 pursuant to Section 25356 of the Health and Safety Code for
11 removal or remedial action pursuant to Chapter 6.8 (commencing
12 with Section 25300) of Division 20 of the Health and Safety Code.

13 (C) A site that contains one or more pipelines, situated
14 underground or aboveground, that carries hazardous substances,
15 extremely hazardous substances, or hazardous wastes, unless the
16 pipeline is a natural gas line that is used only to supply natural gas
17 to that school or neighborhood, or other nearby schools.

18 (D) A site that is within 500 feet of the edge of the closest traffic
19 lane of a freeway or other busy traffic corridor.

20 ~~(E) A site that is within 500 feet of a site specified in~~
21 ~~subparagraph (A), (B), or (C).~~

22 (2) (A) The lead agency in preparing the environmental impact
23 report or negative declaration has notified in writing and consulted
24 with the administering agency in which the proposed schoolsite
25 is located, pursuant to Section 2735.3 of Title 19 of the California
26 Code of Regulations, and with any air pollution control district or
27 air quality management district having jurisdiction in the area, to
28 identify both permitted and nonpermitted facilities within that
29 district's authority, including, but not limited to, freeways or other
30 busy traffic corridors, large agricultural operations, and railyards,
31 within one-fourth of one mile of the proposed schoolsite, that might
32 reasonably be anticipated to emit hazardous emissions or handle
33 hazardous or extremely hazardous substances or waste. The
34 notification by the lead agency shall include a list of the locations
35 for which information is sought.

36 (B) Each administering agency, air pollution control district, or
37 air quality management district receiving written notification from
38 a lead agency to identify facilities pursuant to subparagraph (A)
39 shall provide the requested information and provide a written
40 response to the lead agency within 30 days of receiving the

1 notification. The environmental impact report or negative
2 declaration shall be conclusively presumed to comply with
3 subparagraph (A) as to the area of responsibility of an agency that
4 does not respond within 30 days.

5 (C) If the lead agency has carried out the consultation required
6 by subparagraph (A), the environmental impact report or the
7 negative declaration shall be conclusively presumed to comply
8 with subparagraph (A), notwithstanding any failure of the
9 consultation to identify an existing facility or other pollution source
10 specified in subparagraph (A).

11 (3) The governing board of the school district or the governing
12 body of a charter school makes one of the following written
13 findings:

14 (A) Consultation identified no facilities of this type or other
15 significant pollution sources specified in paragraph (2).

16 (B) The facilities or other pollution sources specified in
17 paragraph (2) exist, but one of the following conditions applies:

18 (i) The health risks from the facilities or other pollution sources
19 do not and will not constitute an actual or potential endangerment
20 of public health to persons who would attend or be employed at
21 the proposed school.

22 (ii) Corrective measures required under an existing order by
23 another agency having jurisdiction over the facilities or other
24 pollution sources will, before the school is occupied, result in the
25 mitigation of all chronic or accidental hazardous air emissions to
26 levels that do not constitute an actual or potential endangerment
27 of public health to persons who would attend or be employed at
28 the proposed school. If the governing board of a school district or
29 the governing body of a charter school makes a finding pursuant
30 to this clause, it shall also make a subsequent finding, before
31 occupancy of the school, that the emissions have been so mitigated.

32 (iii) For a schoolsite with a boundary that is within 500 feet of
33 the edge of the closest traffic lane of a freeway or other busy traffic
34 corridor, the governing board of the school district or the governing
35 body of a charter school determines, through analysis pursuant to
36 paragraph (2) of subdivision (b) of Section 44360 of the Health
37 and Safety Code, based on appropriate air dispersion modeling,
38 and after considering any potential mitigation measures, that the
39 air quality at the proposed site is such that neither short-term nor
40 long-term exposure poses significant health risks to pupils.

1 (C) The facilities or other pollution sources specified in
2 paragraph (2) exist, but conditions in clause (i), (ii), or (iii) of
3 subparagraph (B) cannot be met, and the school district or charter
4 school is unable to locate an alternative site that is suitable due to
5 a severe shortage of sites that meet the requirements in *paragraph*
6 *(1) of* subdivision (a) of Section 17213 of the Education Code. If
7 the governing board of a school district or the governing body of
8 a charter school makes this finding, the governing board of a school
9 district or the governing body of a charter school shall adopt a
10 statement of overriding considerations pursuant to Section 15093
11 of Title 14 of the California Code of Regulations.

12 (b) For purposes of this section, the following definitions apply:

13 (1) “Administering agency” means an agency authorized
14 pursuant to Section 25502 of the Health and Safety Code to
15 implement and enforce Chapter 6.95 (commencing with Section
16 25500) of Division 20 of the Health and Safety Code.

17 (2) “Extremely hazardous substances” means an extremely
18 hazardous substance, as defined pursuant to paragraph (2) of
19 subdivision (j) of Section 25532 of the Health and Safety Code.

20 (3) “Facilities” means a source with a potential to use, generate,
21 emit, or discharge hazardous air pollutants, including, but not
22 limited to, pollutants that meet the definition of a hazardous
23 substance, and whose process or operation is identified as an
24 emission source pursuant to the most recent list of source categories
25 published by the State Air Resources Board.

26 (4) “Freeway or other busy traffic corridor” means those
27 roadways that, on an average day, have traffic in excess of 50,000
28 vehicles in a rural area, as defined in Section 50101 of the Health
29 and Safety Code, and 100,000 vehicles in an urban area, as defined
30 in Section 50104.7 of the Health and Safety Code.

31 (5) “Handle” means handle as defined in Article 1 (commencing
32 with Section 25500) of Chapter 6.95 of Division 20 of the Health
33 and Safety Code.

34 (6) “Hazardous air emissions” means emissions into the ambient
35 air of air contaminants that have been identified as a toxic air
36 contaminant by the State Air Resources Board or by the air
37 pollution control officer for the jurisdiction in which the project
38 is located. As determined by the air pollution control officer,
39 hazardous air emissions also means emissions into the ambient air

1 from any substances identified in subdivisions (a) to (f), inclusive,
2 of Section 44321 of the Health and Safety Code.

3 (7) “Hazardous substance” means a substance defined in Section
4 25316 of the Health and Safety Code.

5 (8) “Hazardous waste” means a waste defined in Section 25117
6 of the Health and Safety Code.

7 (9) “Hazardous waste disposal site” means a site defined in
8 Section 25114 of the Health and Safety Code.

9 *SEC. 6. Section 1612 of the Public Utilities Code is amended*
10 *to read:*

11 1612. Not less than 25 percent of projects funded by the
12 SRVEVR Program or SNPFA Program shall be in underserved
13 communities. The SRVEVR Program and SNPFA Program shall
14 prioritize underserved communities by ensuring that all schools
15 that are in an underserved community are offered the opportunity
16 to apply for and receive grants before those schools that are not in
17 an underserved community. Additionally, the SRVEVR Program
18 shall prioritize schools with a boundary that is within 500 feet of
19 the edge of the closest traffic lane of a freeway or other busy traffic
20 corridor or within 1,000 feet of a facility holding a permit pursuant
21 to Title V of the Clean Air Act (42 U.S.C. Section 7661 et seq.).
22 For the purposes of this section, “freeway or other busy traffic
23 corridors” has the same meaning as defined in paragraph ~~(9)~~ (4)
24 of subdivision ~~(d)~~ (b) of Section 17213 of the Education Code.

25 ~~SEC. 4.~~

26 *SEC. 7.* No reimbursement is required by this act pursuant to
27 Section 6 of Article XIII B of the California Constitution because
28 a local agency or school district has the authority to levy service
29 charges, fees, or assessments sufficient to pay for the program or
30 level of service mandated by this act, within the meaning of Section
31 17556 of the Government Code.

32 However, if the Commission on State Mandates determines that
33 this act contains costs mandated by the state, reimbursement to
34 local agencies and school districts for those costs shall be made
35 pursuant to Part 7 (commencing with Section 17500) of Division
36 4 of Title 2 of the Government Code.

ATTACHMENT 2E

South Coast Air Quality Management District
Legislative Analysis Summary – AB 1001 (C. Garcia)
Version: Amended – 3/15/2021
Analyst: DPG/PC

AB 1001 (C. Garcia)

Environmental permitting and air pollution.

Summary: This bill would require permitting agencies, including air districts, to deny new permits and permit renewals for stationary sources in disadvantaged communities, or apply conditions on construction and operation of that source, if they find that approval of the permit would cause adverse cumulative environmental or public health stressors in the overburdened community higher than those borne by other communities.

Additionally, this bill would expand the applicability of Best Available Retrofit Control Technology/Best Available Control Technology (BARCT/BACT) requirements to all emitters, rather than just those subject to CARB's Cap and Trade requirements, and require air districts that are nonattainment areas for one or more air pollutants to expedite adoption of BARCT/BACT requirements.

Background: Existing law regulates facilities with operations that would or may cause the release of pollution to the environment. Existing law requires operators of those facilities to obtain a permit or other authorization from various public agencies for the operation of those facilities.

Existing law requires each air district that has a nonattainment area for one or more air pollutants to adopt an expedited schedule for the implementation of BARCT by the earliest feasible date, but not later than December 31, 2023. Existing law provides that the adopted expedited schedule applies only to each industrial source that, as of January 1, 2017, was subject to a market-based compliance mechanism for the emissions of greenhouse gases adopted by the California Air Resources Board (CARB). Existing law requires the state board to establish and maintain a statewide clearinghouse that identifies BACT and BARCT.

The author indicates that AB 1001 is modeled after legislation that recently passed in New Jersey (NJ) which worked to prevent new stationary sources from coming into already overburdened communities.

Status: 3/16/21 Re-referred to Asm. Committee on Natural Resources.

Specific Provisions: Specifically, this bill would:

- a) Require an air district that is a nonattainment area for one or more air pollutants to, by the earliest feasible date, adopt an expedited schedule for the implementation of BACT or BARCT;

- b) Require an air district to adopt each rule implementing BARCT by January 1, 2025, for installation and operation of BACT or BARCT at each emissions unit by the earliest feasible date, but not later than December 31, 2026;
- c) Require air districts to identify all emissions units at an industrial source that emit a pollutant for which the region is in nonattainment and to determine whether those emissions units are individually permitted at BACT or BARCT stringency levels that are applicable as of the time of the review.
- d) For all reviews of what constitutes BACT or BARCT, the air district shall base its consideration of cost effectiveness of the control option for the emissions unit and air quality benefits for the surrounding community, and shall make determinations consistent with information in the statewide clearinghouse.
- e) CARB may create determinations for technologies that have been achieved in practice, and may provide technical assessments of control options, including the availability of alternative technologies for sources or source categories
- f) CalEPA shall publish and maintain and update annually on its internet website a list of overburdened communities; and notify a local municipal or county government if any part of the municipality or county has been designated as an overburdened community.
- g) For applications for an environmental permit in an overburdened facility, a permitting agency shall, on and after July 1, 2022, do the following:
 - 1. Publish a draft environmental permit for public notice, review, and comment for at least 60 calendar days before issuance;
 - 2. Respond in writing to all significant comments raised before finalization of the environmental permit; and,
 - 3. Electronically publish the public comments and responses for the draft permit before the finalization of the permit.
- h) Applications for an environmental permit for a new or existing facility located in an overburdened community shall not be considered complete, on and after July 1, 2022, unless the permit applicant does the following:
 - 1. Prepares an environmental justice impact statement that assesses the potential environmental and public health stressors associated with the proposed new or existing facility, including any adverse environmental or public health stressors that cannot be avoided if the permit is granted, and the environmental or public health

- stressors already borne by the overburdened community as a result of existing conditions located in or affecting the overburdened community;
2. Transmits the environmental justice impact statement at least 60 days in advance of the public hearing to the permitting agency and to the governing body and the clerk of the municipality in which the overburdened community is located. Upon receipt, the permitting agency shall publish the environmental justice impact statement on its internet website.
 3. Organizes and conducts a public hearing in the overburdened community.
- i) Following the public hearing, the permitting agency shall consider the testimony presented and any written comments received, and shall evaluate the issuance of, or conditions to, the environmental permit to avoid or reduce the adverse environmental or public health stressors affecting the overburdened community.
 - j) The permitting agency shall not issue a decision on an application for an environmental permit if the facility is located, or proposed to be located, in whole or in part in an overburdened community until at least 45 days after the public hearing held.
 - k) The permitting agency shall deny an environmental permit upon a finding that the approval of the environmental permit, together with other environmental or public health stressors affecting the overburdened community, cause or contribute to adverse cumulative environmental or public health stressors that are higher than those borne by other communities within the state, county, or other geographic unit of analysis.

Impacts on South Coast AQMD's Mission, Operations or Initiatives: For fiscal year 2019/2020, there are 25,984 active facilities and 67,971 active permits within South Coast AQMD's jurisdiction. A significant portion of those facilities and permits are located within disadvantaged communities impacted by the bill. This bill would have a significant negative impact on South Coast AQMD's permitting processes and expands AB 617 BARCT requirements and also BACT requirements on an expedited schedule. The bill would potentially substantially increase the number of permits applications and permit renewal applications denied throughout the South Coast region. The standard for cumulative impacts as 'compared to other communities' needs to be further refined since an increase in emissions at a facility in an overburdened community may need to meet what might be unattainable background concentrations. This may prove difficult as applicants would be expected to prepare EJ Impact statements.

The bill language would increase the number of required public hearings related to permitting to a large scale and does not align with the existing noticing process that is required of projects. The proposed public hearings/noticing requirements seem to occur on an independent path. It may result in a facility having to notice the same project twice. It

would be preferable to align the noticing requirements with Rule 212 and Title V requirements and air district existing processes, which would provide for meaningful public participation.

Finally, the bill does not provide for reimbursement of funds to air districts despite increased permitting and program workload requirements. South Coast AQMD staff proposes **working with the author** and seeking bill amendments that include, but are not limited to, the following:

- 1) Remove references to BACT since proposed language is not consistent with BACT requirements or eliminate requirement for a schedule for BACT (as BACT is required when permit is issued, not on any schedule);
- 2) Limit BARCT requirements to industrial sources under CARB greenhouse gas cap and trade program and RECLAIM sources;
- 3) Change latest implementation date for BARCT to 2030;
- 4) Limit all permitting requirements to major sources and major modifications at such sources;
- 5) Align public hearing and noticing processes with those of existing permitting processes and requirements for major sources and major modifications; and allow for public hearings to be consolidated into hearings for several different facilities at one time so that no more than one hearing per month is required;
- 6) Eliminate requirement for environmental justice impact statement and ability to deny renewal of a permit where there is no expansion of use based on a finding that the renewal would cause or contribute to adverse cumulative environmental or public health impacts (NJ statute only allows applying conditions);
- 7) Establish more stringent criteria emission or ambient air thresholds and health risks for cumulative environmental and public health stressors in overburdened communities rather than compare impacts to other communities; and
- 8) If the permit is being issued by a single-purpose agency (air, water, etc), provide for denial or addition of conditions only to address increased impacts of the type the agency has jurisdiction over.

Recommended Position: WORK WITH AUTHOR

ATTACHMENT 2F

AMENDED IN ASSEMBLY MARCH 15, 2021

CALIFORNIA LEGISLATURE—2021–22 REGULAR SESSION

ASSEMBLY BILL

No. 1001

Introduced by Assembly Member Cristina Garcia

February 18, 2021

~~An act to amend Section 71021 of the Public Resources Code, relating to the environment.~~ *An act to amend Sections 40920.6 and 40920.8 of the Health and Safety Code, and to add Section 71119 to the Public Resources Code, relating to the environment.*

LEGISLATIVE COUNSEL'S DIGEST

AB 1001, as amended, Cristina Garcia. Environmental-permitting-permitting and air pollution.

Existing law regulates facilities with operations that would or may cause the release of pollution to the environment. Existing law requires operators of those facilities to obtain a permit or other authorization from various public agencies for the operation of those facilities.

This bill would require the California Environmental Protection Agency, on or before May 1, 2022, to publish, maintain, and update a list of overburdened communities, as defined. The bill would, on or after July 1, 2022, require a permitting agency to take certain actions for an application for a new environmental permit, as defined, or the renewal of an environmental permit for a facility located in an overburdened community. The bill would require a permit applicant to prepare an environmental justice impact statement, to conduct a public hearing in the overburdened community, and to transmit the environmental justice impact statement to the permitting agency. The bill would require the permitting agency to deny the application or to apply conditions concerning the construction and operation of the

facility to protect public health if it finds that the approval of the application would, together with other environmental or public health stressors affecting the overburdened community, cause or contribute to adverse cumulative environmental or public health stressors in the overburdened community that are higher than those borne by other communities. The bill would require permitting agencies to electronically publish certain information on their internet websites. Because the bill would impose additional duties on local agencies that are permitting agencies, this bill would impose a state-mandated local program.

Existing law requires each air pollution control district and each air quality management district (air district) that has a nonattainment area for one or more air pollutants to adopt an expedited schedule for the implementation of best available retrofit control technology (BARCT) by the earliest feasible date, but not later than December 31, 2023. Existing law provides that the adopted expedited schedule applies only to each industrial source that, as of January 1, 2017, was subject to a market-based compliance mechanism for the emissions of greenhouse gases adopted by the State Air Resources Board, as provided.

This bill would additionally require those air districts to adopt an expedited schedule for the implementation of best available control technology (BACT). The bill would delete the provision applying the expedited schedule only to industrial sources that are subject to the market-based compliance mechanism. The bill would require the air districts to identify all emission units at an industrial source and to take certain actions regarding those emission units, as specified. The bill would require, by January 1, 2025, the air districts to adopt rules for the installation and operation of either BACT or BARCT at emission units by the earliest feasible date, but not later than December 31, 2026. Because this bill would impose additional duties on air districts, this bill would impose a state-mandated local program.

Existing law requires the state board to establish and maintain a statewide clearinghouse that identifies BACT and BARCT.

This bill would authorize the state board to create determinations for technologies that have been achieved in practice for sources or source categories.

The California Constitution requires the state to reimburse local agencies and school districts for certain costs mandated by the state. Statutory provisions establish procedures for making that reimbursement.

This bill would provide that no reimbursement is required by this act for a specified reason.

~~Existing law requires the Secretary for Environmental Protection to establish an administrative process that may be used, at the request of a permit applicant for a project that requires multiple environmental permits, for the designation of a consolidated permit agency to issue a consolidate permit for the project. Existing law requires the secretary, within 30 days of the date that the request is received, to either designate a consolidated permit agency for the project or refer the designation to the California Environmental Policy Council.~~

~~This bill would shorten the time period in which the secretary is to respond to 20 days.~~

Vote: majority. Appropriation: no. Fiscal committee: yes.
State-mandated local program: ~~no~~-yes.

The people of the State of California do enact as follows:

- 1 SECTION 1. *The Legislature finds and declares all of the*
- 2 *following:*
- 3 (a) *All California residents, regardless of income, race,*
- 4 *ethnicity, color, or national origin, have a right to live, work, and*
- 5 *recreate in a clean and healthy environment.*
- 6 (b) *Historically, California's low-income communities and*
- 7 *communities of color have been subject to a disproportionately*
- 8 *high number of environmental and public health stressors,*
- 9 *including pollution from numerous industrial, commercial, and*
- 10 *governmental facilities located in those communities.*
- 11 (c) *As a result, residents in the state's overburdened*
- 12 *communities have suffered from increased adverse health effects*
- 13 *including, but not limited to, asthma, cancer, elevated blood lead*
- 14 *levels, cardiovascular disease, and developmental disorders.*
- 15 (d) *Children are especially vulnerable to the adverse health*
- 16 *effects caused by exposure to pollution, and those health effects*
- 17 *may severely limit a child's potential for future success.*
- 18 (e) *The adverse effects caused by pollution impede the growth,*
- 19 *stability, and long-term well-being of individuals and families*
- 20 *living in overburdened communities.*
- 21 (f) *The legacy of siting sources of pollution in overburdened*
- 22 *communities continues to pose a threat to the health, well-being,*
- 23 *and economic success of the state's most vulnerable residents.*

1 (g) *It is past time for the state to correct this historical injustice.*

2 (h) *No community should bear a disproportionate share of the*
3 *adverse environmental and public health consequences that*
4 *accompany the state's economic growth.*

5 (i) *The state's overburdened communities must have a*
6 *meaningful opportunity to participate in any decision to allow in*
7 *those communities certain types of facilities which, by the nature*
8 *of their activity, have the potential to increase environmental and*
9 *public health stressors.*

10 (j) *It is in the public interest for the state, where appropriate,*
11 *to limit the future placement and expansion of those facilities in*
12 *overburdened communities.*

13 SEC. 2. *Section 40920.6 of the Health and Safety Code is*
14 *amended to read:*

15 40920.6. (a) ~~Prior to~~ *Before* adopting rules or regulations to
16 meet the requirement for best available retrofit control technology
17 pursuant to Sections 40918, 40919, 40920, and 40920.5, or for a
18 feasible measure pursuant to Section 40914, districts shall, in
19 addition to other requirements of this division, do all of the
20 following:

21 (1) Identify one or more potential control options which achieves
22 the emission reduction objectives for the regulation.

23 (2) Review the information developed to assess the
24 cost-effectiveness of the potential control option. For purposes of
25 this paragraph, "cost-effectiveness" means the cost, in dollars, of
26 the potential control option divided by emission reduction potential,
27 in tons, of the potential control option.

28 (3) Calculate the incremental cost-effectiveness for the potential
29 control options identified in paragraph (1). To determine the
30 incremental cost-effectiveness under this paragraph, the district
31 shall calculate the difference in the dollar costs divided by the
32 difference in the emission reduction potentials between each
33 progressively more stringent potential control option as compared
34 to the next less expensive control option.

35 (4) Consider, and review in a public meeting, all of the
36 following:

37 (A) The effectiveness of the proposed control option in meeting
38 the requirements of this chapter and the requirements adopted by
39 the state board pursuant to subdivision (b) of Section 39610.

1 (B) The cost-effectiveness of each potential control option as
2 assessed pursuant to paragraph (2).

3 (C) The incremental cost-effectiveness between the potential
4 control options as calculated pursuant to paragraph (3).

5 (5) Make findings at the public hearing at which the regulation
6 is adopted stating the reasons for the district's adoption of the
7 proposed control option or options.

8 (b) A district may establish its own best available retrofit control
9 technology requirement based upon consideration of the factors
10 specified in subdivision (a) and Section 40406 if the requirement
11 complies with subdivision (d) of Section 40001 and is consistent
12 with this chapter, other state law, and federal law, including, but
13 not limited to, the applicable state implementation plan.

14 (c) (1) ~~On or before January 1, 2019, each~~ *Each* district that is
15 a nonattainment area for one or more air pollutants shall adopt an
16 expedited schedule for the implementation of *best available control*
17 *technology (BACT) or* best available retrofit control technology
18 (BARCT), by the earliest feasible date, ~~but in any event not later~~
19 ~~than December 31, 2023.~~ *date and in compliance with paragraph*
20 *(3) of subdivision (g).*

21 ~~(2) The schedule shall apply to each industrial source that, as~~
22 ~~of January 1, 2017, was subject to a market-based compliance~~
23 ~~mechanism adopted by the state board pursuant to subdivision (c)~~
24 ~~of Section 38562.~~

25 ~~(3)~~

26 (2) The schedule shall give highest priority to those permitted
27 units that have not modified emissions-related permit conditions
28 for the greatest period of time. The schedule shall not apply to an
29 emissions unit that has implemented *BACT or* BARCT due to a
30 permit revision or a new permit issuance since 2007.

31 (d) ~~Prior to~~ *Before* adopting the schedule pursuant to paragraph
32 (1) of subdivision (c), a district shall hold a public meeting and
33 take into account:

34 (1) The local public health and clean air benefits to the
35 surrounding community.

36 (2) The cost-effectiveness of each control option.

37 (3) The air quality and attainment benefits of each control
38 option.

39 (e) A district shall allow the retirement of marketable emission
40 reduction credits under a program which complies with all of the

1 requirements of Section 39616, or emission reduction credits which
2 meet all of the requirements of state and federal law, including,
3 but not limited to, the requirements that those emission reduction
4 credits be permanent, enforceable, quantifiable, and surplus, in
5 lieu of any requirement for best available retrofit control
6 technology, if the credit also complies with all district rules and
7 regulations affecting those credits.

8 (f) After a district has established the cost-effectiveness, in a
9 dollar amount, for any rule or regulation adopted pursuant to this
10 section or Section 40406, 40703, 40914, 40918, 40919, 40920,
11 40920.6, or 40922, the district, consistent with subdivision (d) of
12 Section 40001, shall allow alternative means of producing
13 equivalent emission reductions at an equal or lesser dollar amount
14 per ton reduced, including the use of emission reduction credits,
15 for any stationary source that has a demonstrated compliance cost
16 exceeding that established dollar amount.

17 (g) *To further implement the schedule adopted pursuant to*
18 *subdivision (c), each district subject to subdivision (c) shall take*
19 *the following actions:*

20 (1) *Identify all emissions units at an industrial source subject*
21 *to paragraph (1) of subdivision (c) that emit a pollutant for which*
22 *the region is in nonattainment to determine whether those*
23 *emissions units are individually permitted at BACT or BARCT*
24 *stringency levels that are applicable as of the time of the review*
25 *and do the following:*

26 (A) *Continue the implementation of the schedule adopted*
27 *pursuant to subdivision (c) if the district determines that the*
28 *emissions unit is subject to a rule that the district included on the*
29 *schedule for updating pursuant to subdivision (c).*

30 (B) *Add the rule to the schedule for updating to ensure that the*
31 *applicable BACT or BARCT rule applies to the emission unit if*
32 *the district determines that the emissions unit is subject to a rule*
33 *implementing BACT or BARCT that is not on the district's adopted*
34 *schedule pursuant to subdivision (c) and the rule has not been*
35 *updated or revised since 2007.*

36 (C) *Add the emissions unit to the schedule adopted pursuant to*
37 *subdivision (c) and adopt a rule to control the nonattainment*
38 *pollutant by implementing BACT or BARCT if the district*
39 *determines that the emission unit is not subject to a rule*
40 *implementing BACT or BARCT.*

1 (2) *For all reviews of what constitutes BACT or BARCT for an*
2 *emissions unit under this subdivision and subdivision (c), the*
3 *district shall base its consideration of cost effectiveness of the*
4 *control option for the emissions unit and air quality benefits for*
5 *the surrounding community, and shall make determinations*
6 *consistent with information in the clearinghouse established*
7 *pursuant to Section 40920.8 and any technical assessments issued*
8 *by the state board.*

9 (3) *The district shall adopt each rule implementing BARCT*
10 *pursuant to subdivision (c) and this subdivision by January 1,*
11 *2025, for installation and operation of BACT or BARCT at each*
12 *emissions unit by the earliest feasible date, but not later than*
13 *December 31, 2026.*

14 SEC. 3. *Section 40920.8 of the Health and Safety Code is*
15 *amended to read:*

16 40920.8. (a) (1) *The state board shall establish and maintain*
17 *a statewide clearinghouse that identifies the best available control*
18 *technology and best available retrofit control technology for criteria*
19 *air pollutants, and related technologies for the control of toxic air*
20 *contaminants.*

21 (2) (A) *The state board may create determinations for*
22 *technologies that have been achieved in practice, and may provide*
23 *technical assessments of control options, including the availability*
24 *of alternative technologies, for sources or source categories.*

25 (B) *The Administrative Procedure Act (Chapter 3.5*
26 *(commencing with Section 11340) of Part 1 of Division 3 of Title*
27 *2 of the Government Code) does not apply to the development of*
28 *technical assessments pursuant to subparagraph (A).*

29 (b) *When updating best available control technology*
30 *determinations, best available retrofit control technology rules,*
31 *and related determinations for the control of toxic air contaminants*
32 *in permits, schedules, and rules, a district shall use the information*
33 *in the statewide clearinghouse established and maintained by the*
34 *state—board: board and any technical assessments that are*
35 *developed pursuant to paragraph (2) of subdivision (a).*

36 SEC. 4. *Section 71119 is added to the Public Resources Code,*
37 *to read:*

38 71119. (a) *For purposes of this section, the following*
39 *definitions apply:*

1 (1) “Environmental or public health stressors” means sources
2 of environmental pollution, including, but not limited to,
3 concentrated areas of air pollution, mobile sources of air pollution,
4 contaminated sites, transfer stations or other solid waste facilities,
5 recycling facilities, scrap yards, and point sources of water
6 pollution, including, but not limited to, water pollution from
7 facilities or combined sewer overflows, or conditions that may
8 cause potential public health impacts, including, but not limited
9 to, asthma, cancer, elevated blood lead levels, cardiovascular
10 disease, and developmental problems in an overburdened
11 community.

12 (2) (A) “Environmental permit” means an authorization or
13 approval, or the renewal of an authorization or approval, that is
14 any of the following:

15 (i) A hazardous waste facility permit issued pursuant to Chapter
16 6.5 (commencing with Section 25001) of Division 20 of the Health
17 and Safety Code.

18 (ii) An air permit issued pursuant to Chapter 4 (commencing
19 with Section 42300) of Part 4 of Division 26 of the Health and
20 Safety Code.

21 (iii) A medical waste treatment facility permit issued pursuant
22 to Chapter 7 (commencing with Section 118130) of Part 14 of
23 Division 104 of the Health and Safety Code.

24 (iv) A well permit issued pursuant to Division 3 (commencing
25 with Section 3000).

26 (v) A solid waste facility permit issued pursuant to Part 4
27 (commencing with Section 43000) of Division 30.

28 (vi) A waste discharge requirement issued pursuant to the
29 Porter-Cologne Water Quality Control Act (Division 7
30 (commencing with Section 13000) of the Water Code).

31 (B) “Environmental permit” does not include any of the
32 following:

33 (i) An authorization or approval necessary to perform a
34 remediation.

35 (ii) An authorization or approval required for a minor
36 modification of a facility’s authorization or approval described
37 in subparagraph (A) for activities or improvements that do not
38 increase the release of a pollutant or contaminant.

1 (iii) *An authorization or approval that is a renewal of a facility's*
2 *authorization or approval described in subparagraph (A) that does*
3 *not increase the release of a pollutant or contaminant.*

4 (3) (A) *"Facility" means a facility this is required to obtain an*
5 *environmental permit.*

6 (B) *"Facility" does not include a facility that accepts regulated*
7 *medical waste for disposal, including a medical waste incinerator;*
8 *that is attendant to a hospital or university and is intended to*
9 *process self-generated regulated medical waste.*

10 (4) *"Low-income household" has the same meaning as set forth*
11 *in Section 39713 of the Health and Safety Code.*

12 (5) *"Overburdened community" means a community identified*
13 *as a disadvantaged community pursuant to Section 39711 of the*
14 *Health and Safety Code.*

15 (6) *"Permitting agency" means any of the following:*

16 (A) *The Department of Toxic Substances Control.*

17 (B) *An air quality management or air pollution control district.*

18 (C) *The State Department of Public Health.*

19 (D) *The Geologic Energy Management Division in the*
20 *Department of Conservation.*

21 (E) *The Department of Resources Recovery and Recycling.*

22 (F) *A regional water quality control board.*

23 (b) *On or before May 1, 2022, the California Environmental*
24 *Protection Agency shall publish and maintain on its internet*
25 *website a list of overburdened communities in the state. The*
26 *California Environmental Protection Agency shall update annually*
27 *the list of overburdened communities. The California*
28 *Environmental Protection Agency shall notify a local municipal*
29 *or county government if any part of the municipality or county has*
30 *been designated as an overburdened community pursuant to this*
31 *subdivision.*

32 (c) *On and after July 1, 2022, for an application for an*
33 *environmental permit for a facility located in an overburdened*
34 *community, a permitting agency shall publish a draft environmental*
35 *permit for public notice, review, and comment for at least 60*
36 *calendar days before issuance. A permitting agency shall respond,*
37 *in writing, to all significant comments raised during the public*
38 *participation process, including written comments submitted during*
39 *the public comment period and any comments raised during any*
40 *public hearing on the environmental permit before finalization of*

1 *the environmental permit. A permitting agency shall electronically*
2 *publish the public comments for the draft permit and the permitting*
3 *agency's responses to significant public comments before the*
4 *finalization of the permit. This requirement applies in addition to*
5 *any public notices required by law.*

6 *(d) (1) On and after July 1, 2022, a permitting agency shall*
7 *not consider complete for review an application for an*
8 *environmental permit for a new facility or for an existing facility,*
9 *if the facility is located, or proposed to be located, in whole or in*
10 *part, in an overburdened community, unless the permit applicant*
11 *does all of the following:*

12 *(A) Prepares an environmental justice impact statement that*
13 *assesses the potential environmental and public health stressors*
14 *associated with the proposed new or existing facility, as applicable,*
15 *including any adverse environmental or public health stressors*
16 *that cannot be avoided if the environmental permit is granted, and*
17 *the environmental or public health stressors already borne by the*
18 *overburdened community as a result of existing conditions located*
19 *in or affecting the overburdened community.*

20 *(B) Transmits the environmental justice impact statement at*
21 *least 60 days in advance of the public hearing required pursuant*
22 *to subparagraph (C) to the permitting agency and to the governing*
23 *body and the clerk of the municipality in which the overburdened*
24 *community is located. Upon receipt, the permitting agency shall*
25 *publish the environmental justice impact statement on its internet*
26 *website.*

27 *(C) (i) Organizes and conducts a public hearing in the*
28 *overburdened community. The permit applicant shall publish a*
29 *notice of the public hearing in at least two newspapers circulating*
30 *within the overburdened community, including in local non-English*
31 *language newspapers for populations comprising at least 15*
32 *percent of the overburdened community, if applicable, not less*
33 *than 60 days before the public hearing. The permit applicant shall*
34 *provide a copy of the notice to the permitting agency, and the*
35 *permitting agency shall publish the notice on its internet website.*
36 *The notice of the public hearing shall provide the date, time, and*
37 *location of the public hearing, a description of the proposed new*
38 *or expanded facility or existing facility, as applicable, a map*
39 *indicating the location of the facility, a brief summary of the*
40 *environmental justice impact statement, information on how an*

1 interested person may review a copy of the complete environmental
2 justice impact statement, an address for the submission of written
3 comments to the permit applicant, and any other information
4 deemed appropriate by the permitting agency. At least 60 days
5 before the public hearing, the permit applicant shall send a copy
6 of the notice to the permitting agency and to the governing body
7 and the clerk of the municipality in which the overburdened
8 community is located. The permit applicant shall invite the
9 municipality to participate in the public hearing. At the public
10 hearing, the permit applicant shall provide clear, accurate, and
11 complete information about the proposed new or existing facility,
12 as applicable, and the potential environmental and public health
13 stressors associated with the facility. The permit applicant shall
14 accept written and oral comments from any interested party, and
15 shall provide an opportunity for meaningful public participation
16 at the public hearing. The permit applicant shall transcribe the
17 public hearing and, no later than 10 days after the public hearing,
18 submit the transcript along with any written comments received
19 to the permitting agency. Following the public hearing, the
20 permitting agency shall consider the testimony presented and any
21 written comments received, and shall evaluate the issuance of, or
22 conditions to, the environmental permit, as necessary, to avoid or
23 reduce the adverse environmental or public health stressors
24 affecting the overburdened community.

25 (ii) Clause (i) is satisfied if a public hearing required by other
26 law regarding the permit application is conducted, and the notice
27 of the public hearing is given, in a manner that meets the
28 requirements of clause (i).

29 (2) If a permit applicant is applying for more than one
30 environmental permit for a proposed new or existing facility, the
31 permit applicant shall only be required to comply with this
32 subdivision once, unless a permitting agency, in its discretion,
33 determines that more than one public hearing is necessary due to
34 the complexity of the permit applications necessary for the
35 proposed new or existing facility. Nothing in this section shall be
36 construed to limit the authority of the permitting agency to hold
37 or require additional public hearings, as may be required by any
38 other law.

39 (e) Notwithstanding any other law, the permitting agency shall
40 not issue a decision on an application for an environmental permit

1 *for a new facility or for the expansion of an existing facility, or on*
2 *an application for the renewal of a facility's environmental permit,*
3 *if the facility is located, or proposed to be located, in whole or in*
4 *part in an overburdened community until at least 45 days after the*
5 *public hearing held pursuant to subparagraph (C) of paragraph*
6 *(1) of subdivision (d).*

7 *(f) Notwithstanding any other law, after review of the*
8 *environmental justice impact statement prepared pursuant to*
9 *paragraph (1) of subdivision (d) and any other relevant*
10 *information, including testimony and written comments received*
11 *at the public hearing, the permitting agency shall deny an*
12 *environmental permit for a new facility or for the expansion of, or*
13 *renewal of an environmental permit for, an existing facility, or*
14 *shall apply conditions concerning the construction and operation*
15 *of the facility to protect public health, upon a finding that approval*
16 *of the environmental permit or renewal, as proposed, would,*
17 *together with other environmental or public health stressors*
18 *affecting the overburdened community, cause or contribute to*
19 *adverse cumulative environmental or public health stressors in*
20 *the overburdened community that are higher than those borne by*
21 *other communities within the state, county, or other geographic*
22 *unit of analysis as determined by the permitting agency pursuant*
23 *to rule, regulation, or guidance adopted pursuant to this section.*

24 *(g) Nothing in this section shall be construed to limit the right*
25 *of a permit applicant to continue facility operations during the*
26 *process of permit renewal to the extent that right is provided by*
27 *applicable law.*

28 *(h) In addition to any other fee authorized by law, rule, or*
29 *regulation, the permitting agency shall assess each permit*
30 *applicant a reasonable fee to cover the permitting agency's costs*
31 *associated with the implementation of this section, including costs*
32 *to provide technical assistance to permit applicants and*
33 *overburdened communities as needed to comply with this section.*

34 *(i) (1) A permitting agency shall adopt rules and regulations*
35 *to implement the provisions of this section.*

36 *(2) The permitting agency may issue and publish, on its internet*
37 *website, technical guidance for compliance with this section.*

38 *(j) On or before January 1, 2024, a permitting agency shall*
39 *electronically publish, on its internet website, all authorizations*
40 *or approvals described in subparagraph (A) of paragraph (2) of*

1 subdivision (a), immediately upon issuance, in a searchable
2 database accessible to the public. The authorizations or approvals
3 issued before January 1, 2022, shall be added to the database by
4 December 31, 2024.

5 (k) A permitting agency shall promptly make information related
6 to environmental permits and permitting decisions available to
7 the California Environmental Protection Agency upon request.

8 (l) A permitting agency shall electronically publish all final
9 enforcement settlement agreements on its internet website
10 immediately upon finalization of the settlements agreements.

11 SEC. 5. No reimbursement is required by this act pursuant to
12 Section 6 of Article XIII B of the California Constitution because
13 a local agency or school district has the authority to levy service
14 charges, fees, or assessments sufficient to pay for the program or
15 level of service mandated by this act, within the meaning of Section
16 17556 of the Government Code.

17 SECTION 1. ~~Section 71021 of the Public Resources Code is~~
18 ~~amended to read:~~

19 ~~71021. (a) A permit applicant for a project may request the~~
20 ~~secretary to designate a consolidated permit agency to administer~~
21 ~~the processing and issuance of a consolidated permit for the project~~
22 ~~pursuant to this division. The secretary, in accordance with the~~
23 ~~guidelines and procedures adopted pursuant to Section 71020,~~
24 ~~shall, within 20 days of the date that the request is received, either~~
25 ~~designate a consolidated permit agency for the project or refer the~~
26 ~~designation to the council.~~

27 ~~(b) A permit applicant who requests the designation of a~~
28 ~~consolidated permit agency shall provide the secretary with a~~
29 ~~description of the project, a preliminary list of the environmental~~
30 ~~permits that the project may require, the identity of any public~~
31 ~~agency that has been designated the lead agency for the project~~
32 ~~pursuant to Chapter 4.5 (commencing with Section 65920) of~~
33 ~~Division 1 of Title 7 of the Government Code or Division 13~~
34 ~~(commencing with Section 21000), and the identity of the~~
35 ~~participating permit agencies. The secretary may request any~~
36 ~~information from the permit applicant that is necessary to make~~
37 ~~the designation under subdivision (a), and may convene a scoping~~
38 ~~meeting of the likely consolidated permit agency and participating~~
39 ~~permit agencies in order to make that designation.~~

1 ~~(e) The consolidated permit agency shall serve as the main point~~
2 ~~of contact for the permit applicant with regard to the processing~~
3 ~~of the consolidated permit for the project and shall manage the~~
4 ~~procedural aspects of that processing consistent with laws~~
5 ~~governing the consolidated permit agency and participating permit~~
6 ~~agencies, and with the procedures agreed to by those agencies in~~
7 ~~accordance with Section 71022. In carrying out these~~
8 ~~responsibilities, the consolidated permit agency shall ensure that~~
9 ~~the permit applicant has all the information needed to apply for~~
10 ~~all the component environmental permits that are incorporated in~~
11 ~~the consolidated permit for the project, coordinate the review of~~
12 ~~those environmental permits by the respective participating permit~~
13 ~~agencies, ensure that timely environmental permit decisions are~~
14 ~~made by the participating permit agencies, and assist in resolving~~
15 ~~any conflict or inconsistency among the environmental permit~~
16 ~~requirements and conditions that are to be imposed by the~~
17 ~~participating permit agencies with regard to the project.~~

18 ~~(d) This division shall not be construed to limit or abridge the~~
19 ~~powers and duties granted to a participating permit agency pursuant~~
20 ~~to the law that authorizes or requires the agency to issue an~~
21 ~~environmental permit for a project. Each participating permit~~
22 ~~agency shall retain its authority to make all decisions on all~~
23 ~~nonprocedural matters with regard to the respective component~~
24 ~~environmental permit that is within its scope of its responsibility,~~
25 ~~including, but not limited to, the determination of environmental~~
26 ~~permit application completeness, environmental permit approval~~
27 ~~or approval with conditions, or environmental permit denial. The~~
28 ~~consolidated permit agency shall not substitute its judgment for~~
29 ~~that of a participating permit agency on any of those nonprocedural~~
30 ~~matters.~~

ATTACHMENT 2G

South Coast Air Quality Management District
Legislative Analysis Summary – SB 596 (Becker)
Version: Amended – 3/4/2021
Analyst: PC

SB 596 (Becker)

Greenhouse gases: cement and concrete production.

Summary: This bill would require CARB, by December 31, 2022, to develop a comprehensive strategy for California’s cement and concrete sector to reduce the carbon intensity of concrete used in the state by at least 40% from 2019 levels by 2030 and to achieve carbon neutrality as soon as possible, but no later than 2045.

The bill would also require CARB, in developing the strategy, to do various things, including selecting one or more communities located adjacent to a cement plant for a community emissions reductions program pursuant to the AB 617 program.

Background: The California Global Warming Solutions Act of 2006 requires CARB to ensure that statewide greenhouse gas (GHG) emissions are reduced to at least 40% below the 1990 level by 2030. Cement and concrete are vital to building roads, bridges, buildings, and the infrastructure used to decarbonize the electrical grid or support low carbon public transportation options, but they are also a major source of GHG emissions. Cement production and concrete use is expected to grow by as much as 40% by 2040 in California so unless emissions from this industry are addressed, they will become a growing share of California’s total GHG emissions. Cost-effective technologies and processes exist for achieving large reductions in emissions from concrete and cement, but they have usually not been deployed at scale because there has been insufficient demand from customers or regulatory requirements to deploy these solutions. In a highly competitive industry with very tight margins, there are strong reasons not to adopt low carbon approaches if they will put a company at a competitive disadvantage.

Status: 3/18/2021 - Re-referred to Com. on E.Q. Set for hearing April 12.

Specific Provisions: Specifically, this bill would:

- 1) Require CARB, by December 31, 2022, to develop a comprehensive strategy for California’s cement and concrete sector to reduce the carbon intensity of concrete used in the state by at least 40% from 2019 levels by 2030 and to achieve carbon neutrality as soon as possible, but no later than 2045; and
- 2) Require CARB, in developing the strategy, to do various things, including:
 - a. Identify modifications to existing measures and evaluate new measures, including a low-carbon product standard for concrete or cement; and
 - b. Select one or more communities located adjacent to a cement plant for a community emissions reductions program pursuant to the AB 617 program.**

Impacts on South Coast AQMD’s Mission, Operations or Initiatives: This bill impacts air districts’ local authority and autonomy to select and recommend future communities of

need for the AB 617 program. The restriction established by the bill on which future AB 617 communities can be selected could put a strain on already limited program funding resources and cause disadvantaged communities with more compelling needs to either suffer a delay or not be selected to be part of the AB 617 program.

South Coast AQMD Proposed Amendment: Work to have the requirement in the bill that one or more communities located adjacent to a cement plant be selected for an AB 617 community be deleted from the bill.

Recommended Position: OPPOSE UNLESS AMENDED

Support:
NRDC

Oppose:
N/A

ATTACHMENT 2H

AMENDED IN SENATE MARCH 4, 2021

SENATE BILL

No. 596

Introduced by Senator Becker

February 18, 2021

An act to add Section 38561.5 to the Health and Safety Code, relating to greenhouse gases.

LEGISLATIVE COUNSEL'S DIGEST

SB 596, as amended, Becker. Greenhouse gases: cement and concrete production.

The California Global Warming Solutions Act of 2006, 2006 requires the State Air Resources Board to ensure that statewide greenhouse gas emissions are reduced to at least 40% below the 1990 level by 2030.

~~This bill would state the intent of the Legislature to enact subsequent legislation to reduce emissions of greenhouse gases and adverse air quality impacts from cement and concrete production, as provided.~~

This bill would require the state board, by December 31, 2022, to develop a comprehensive strategy for California's cement and concrete sector to reduce the carbon intensity of concrete used in the state by at least 40% from 2019 levels by 2030 and to achieve carbon neutrality as soon as possible, but no later than 2045. The bill would require the state board, in developing the strategy, among other things, to identify modifications to existing measures and evaluate new measure, including a low-carbon product standard for concrete or cement, to achieve those objectives.

Vote: majority. Appropriation: no. Fiscal committee: ~~no~~ yes.
State-mandated local program: no.

The people of the State of California do enact as follows:

1 *SECTION 1. (a) The Legislature finds and declares all of the*
2 *following:*

3 *(1) Climate change is an urgent threat to the health and*
4 *well-being of California's residents and economy.*

5 *(2) California is a global leader on climate action and has*
6 *committed to achieve carbon neutrality as soon as possible, and*
7 *no later than 2045, in line with the latest climate science.*

8 *(3) Achieving this objective will require advance planning,*
9 *coordination, outreach, and development of a robust set of policies*
10 *tailored to the needs and opportunities of every major emitting*
11 *sector, including cement and concrete, which is responsible for*
12 *over 7 percent of global greenhouse gas emissions.*

13 *(4) California's cement and concrete industry is well positioned*
14 *to lead and accelerate the commitments to achieve carbon*
15 *neutrality made by leading trade associations representing cement*
16 *producers globally and in the United States.*

17 *(5) A wide range of commercially available technologies and*
18 *practices exist to reduce and remove emissions of greenhouse*
19 *gases throughout the life cycle of cement and concrete production,*
20 *use, and disposal.*

21 *(6) Implementing these strategies will also reduce air pollution*
22 *and improve public health in California communities.*

23 *(7) Positioning California's cement and concrete sector to thrive*
24 *in a low-carbon economy will enhance its long-term*
25 *competitiveness and support high-quality jobs.*

26 *(b) It is the intent of the Legislature that attaining net-zero or*
27 *net-negative emissions of greenhouse gases from the cement and*
28 *concrete sector in a manner that enhances California's*
29 *competitiveness, supports high-paying jobs, improves public health,*
30 *and aligns with local community priorities becomes a pillar of the*
31 *state's strategy for achieving carbon neutrality.*

32 *SEC. 2. Section 38561.5 is added to the Health and Safety*
33 *Code, to read:*

34 *38561.5. (a) For purposes of this section, "low carbon product*
35 *standard" means a technology-neutral and performance-based*
36 *standard similar to the Low Carbon Fuel Standard (Subarticle 7*
37 *(commencing with Section 95480) of Title 17 of the California*
38 *Code of Regulations) to reduce the greenhouse gas emissions*

1 *intensity of products sold in California over time on a life-cycle*
2 *basis.*

3 *(b) By December 31, 2022, as part of, or in coordination with,*
4 *the scoping plan prepared pursuant to Section 38561, the state*
5 *board shall develop a comprehensive strategy for California's*
6 *cement and concrete sector to reduce the carbon intensity of*
7 *concrete used within the state by at least 40 percent from 2019*
8 *levels by 2030 and to achieve carbon neutrality as soon as possible,*
9 *but no later than 2045. In developing the strategy, the state board*
10 *shall do all of the following:*

11 *(1) Develop life-cycle greenhouse gas emissions reporting and*
12 *tracking mechanisms for cement and concrete used in California,*
13 *including both of the following:*

14 *(A) Life-cycle greenhouse gas intensity metrics for cement and*
15 *concrete that are comparable across different formulations and*
16 *strength classes.*

17 *(B) Standardized calculations and tools to enable the greenhouse*
18 *gas intensity of cement and concrete from each supplier and for*
19 *each product variation of a supplier to be determined and reported*
20 *in a consistent manner.*

21 *(2) Evaluate the average volume-weighted greenhouse gas*
22 *intensity of concrete used within the state during 2019 to establish*
23 *a baseline from which to measure reductions.*

24 *(3) Identify modifications to existing measures and evaluate*
25 *new measures to achieve the objectives described in this*
26 *subdivision, including, but not limited to, a low-carbon product*
27 *standard for concrete or cement.*

28 *(4) Prioritize actions that reduce adverse air quality impacts*
29 *and support economic and workforce development in communities*
30 *neighboring cement plants.*

31 *(5) Include provisions to minimize and mitigate potential*
32 *leakage.*

33 *(6) Coordinate and consult with other state agencies, districts,*
34 *and experts in academia, industry, and public health, and with*
35 *local communities.*

36 *(7) Prioritize actions that leverage federal incentives where*
37 *applicable to reduce costs and increase economic value for the*
38 *state.*

39 *(8) Evaluate measures to support the use of building materials*
40 *with low embodied greenhouse gas emissions, including*

1 *low-carbon concrete utilizing cement with net-zero or net-negative*
2 *greenhouse gas emissions.*

3 *(9) Select one or more communities located adjacent to a cement*
4 *plant for a community emissions reductions program pursuant to*
5 *subdivision (c) of Section 44391.2.*

6 ~~SECTION 1. It is the intent of the Legislature to enact~~
7 ~~subsequent legislation to reduce emissions of greenhouse gases~~
8 ~~and adverse air quality impacts from cement and concrete~~
9 ~~production by strengthening and standardizing emissions disclosure~~
10 ~~requirements, setting emissions reduction targets for the sector~~
11 ~~commensurate with California's statewide greenhouse gas~~
12 ~~emissions limits, and creating incentives to support the adoption~~
13 ~~of technologies and best practices to reduce emissions throughout~~
14 ~~the supply chain.~~

ATTACHMENT 2I

South Coast Air Quality Management District
Legislative Analysis Summary – H.R. 848
Version: As introduced, February 4, 2021
Analyst: LTO

H.R. 848 (Thompson)

Growing Renewable Energy and Efficiency Now (GREEN) Act of 2021

Summary: This bill would amend the Internal Revenue Code of 1986 to provide incentives for renewable energy and efficiency and for other purposes.

Background: On October 1, 2015, the U.S. Environmental Protection Agency (EPA) strengthened the National Ambient Air Quality Standards (NAAQS) for ground-level ozone, lowering the primary and secondary ozone standard levels to 70 parts per billion. The South Coast Air Basin is classified as an “extreme” non-attainment area and the Coachella Valley is classified as a “severe-15” non-attainment area for the 2015 Ozone NAAQS. The 2022 AQMP will be developed to address the requirements for meeting the 2015 ozone standard.

Development of control measures for the 2022 AQMP are underway through a public process, including Working Groups on Residential and Commercial Buildings and Mobile Sources. Mobile Sources encompasses heavy-duty trucks, construction and industrial equipment, ocean-going vessels, and aircraft.

Although the GREEN Act is focused on greenhouse gas emissions (GHG), incentives to increase the production and availability of renewable energy, use of renewable energy, and more efficient technologies could yield co-benefits for the reduction of nitrogen oxide and particulate matter. Incentive programs also can motivate businesses and individuals to make choices which can lead to lasting clean air behavioral changes.

Status: 2/4/2021, Introduced in House and referred to Committee on Ways and Means

Specific Provisions: The GREEN Act seeks to reduce GHGs through tax incentives. The bill is comprised of seven Titles,

- Title I – Renewable Electricity and Reducing Carbon Emissions
- Title II – Renewable Fuels
- Title III – Green Energy and Efficiency Incentives for Individuals
- Title IV – Greening the Fleet and Alternative Vehicles
- Title V – Investment in the Green Workforce
- Title VI – Environmental Justice
- VII – Treasury Report on Data from the Greenhouse Gas Reporting Program

The following analysis includes Titles and Sections which could potentially reduce criteria air pollutants.

Title I – Renewable Electricity and Reducing Carbon Emissions

Section 101. ([26 USC 45](#)). **Extension of credit for electricity produced from certain renewable resources.** The Renewable Energy Production Tax Credit (PTC) is extended through

2026 for facilities including municipal solid waste, hydropower, marine and hydrokinetic energy, geothermal, wind, and solar. The PTC is extended for facilities where construction began before 2026.

The PTC for geothermal is extended through the end of 2021. Beginning in 2021, geothermal is eligible for the Investment Tax Credit (ITC). Wind energy would remain at the current phase out level of 60-percent through 2026.

Section 102. ([26 USC 48](#)). **Extension and modification of energy credit.** The ITC is extended and allows taxpayers to claim a tax credit up to 30-percent of the qualified energy property. The full ITC is available for full value where construction begins before the end of 2026 and then scales down over the next two-years.

- *Solar* -- Extended at 30-percent through the end of 2025, phases down to 26-percent in 2026, 22-percent in 2027, and 10-percent thereafter.
- *Geothermal* – After the PTC expires for geothermal in 2021, it is synced to the ITC timeline for solar which would be 30-percent through the end of 2025. Phase down to 26-percent in 2026, 22-percent in 2027, and 10-percent thereafter.
- *Fiber-optic solar equipment, fuel cell, microturbine, combined heat and power, small wind energy, biogas, waste energy recovery, and offshore wind* – extended at 30-percent through the end of 2026. Phases down to 26-percent in 2027 and 22-percent in 2028.
- *Energy storage technology and linear generators* – newly added to the ITC and eligible for 30-percent through the end of 2026. Phases down to 26-percent in 2027 and 22-percent in 2028.

Sec. 104. **Elective payment for energy property and electricity produced from certain renewable sources.** Allows for direct payment of 85-percent of the credit to taxpayers for the PTC, ITC, or Section 45Q (Carbon Sequestration). Tribal governments receive 100-percent of the relevant credits.

Title II – Renewable Fuels

The Alternative Fuel Tax Credit would be extended through 2022 with a phase down through 2025. The tax credit would be include electric, liquified hydrogen, natural gas, propane, E85, and 20% biodiesel. ([26 USC 40A](#)).

The income and excise tax credits would be:

- Biodiesel and biodiesel mixtures -- \$1.00 per gallon through 2022, then phase credit down to \$0.75 in 2023, \$0.50 in 2024, and \$0.33 in 2025. The credit would expire in 2025.
- Agri-biodiesel -- \$0.10 per gallon small agri-biodiesel producer tax credit through 2025.
- Alternative fuels and alternative fuel mixtures -- \$0.50 per gallon through 2022, \$0.38 in 2023, \$0.25 in 2024, and \$0.17 in 2025. The credit expires at the end of 2025.
- Biofuel – second generation biofuels income tax credit extended through 2026.

Title III – Green Energy and Efficiency Incentives for Individuals

Section 301. ([26 USC 25C](#)). **Extension, increase, and modifications of nonbusiness energy property credit.** The nonbusiness energy property credit (nonrefundable personal tax credit for federal income tax purposes) applies to property in service by the end of 2025. Credits would be modified and expanded for expenditures and properties placed in service in 2022 as follows:

- Increase the percentage of credit for installing the qualified energy efficiency improvement from 10-percent of the cost to 15-percent.
- Increase lifetime cap on credits under this provision from \$500 to \$1,200 and restarts the lifetime limit beginning 2022.
- Updates various standards and associated limits such as,
 - \$600 for a hot water boiler.
 - \$300 for a furnace plus an additional \$300 if the taxpayer is converting from a non-condensing furnace to a condensing furnace.
 - Roofs and advanced main air circulating fans are removed from eligibility.
 - Credit for cost of home energy audits is increased to 30-percent up to a maximum credit of \$150.

Sec. 302. **Residential energy efficient property.** This provision would extend the credit ([26 USC 25C](#)) for the cost of qualified residential energy efficient property expenditures, including solar electric, solar water heating, fuel cell, small wind energy, and geothermal heat pumps. Extends the full 30-percent of credit for eligible expenditures through the end of 2026. Phases down to 26-percent in 2027, 22-percent in 2028, and expires at the end of 2028. The definition of eligible property would be expanded to include battery storage technology and energy efficient biomass fuel property. It also would remove biomass stoves as they would be covered under the “energy efficient biomass fuel property.”

Sec. 303. **Energy efficient commercial building deduction.** This provision would expand the [energy efficient commercial buildings deduction \(26 USC 179D\)](#). The maximum deduction of \$1.80 per square foot would be increased to \$3.00 per square foot beginning in 2022. The maximum lifetime cap would be changed to a three-year cap. Also, the bill would lower the eligibility threshold from a 50-percent reduction in energy costs to 30-percent of the American Society of Heating, Refrigerating and Air-Conditioning Engineers (ASHRAE) standards as of two-years prior to date of construction.

Sec. 304. ([26 USC 45L](#)). **Extension, increase, and modifications of new energy efficient home credit.** This provision would extend the Section 45L new energy efficient home credit for eligible contractors through 2026. The provision expands the maximum credit for eligible new energy efficient homes from \$2,000 to \$2,500. It also would lower the eligibility threshold of energy expenditures to at least 15% below the expenditures of a comparable unit based on the [2018 International Energy Conservation Code](#) standards. It also would replace the eligibility

requirements for units eligible for the \$1,000 credit to correspond with the Energy Star Labeled Homes program.

Sec. 305. [\(26 USC 136\)](#). **Modifications to income exclusion for conservation subsidies.** This provision excludes conservation subsidies from gross income received from public utilities, State or local government, or storm water management providers. Exclusions include water conservation, storm water management, and wastewater management.

Title IV – Greening the Fleet and Alternative Vehicles

Sec. 401. [\(26 USC 30D\)](#). **Modification of limitations on new qualified plug-in electric drive motor vehicle credit.** This provision would expand and extend the existing tax credit for electric vehicles. Under this proposal, after a manufacturer reaches 200,000 electric vehicles sold, the tax credit would be reduced by \$500 until 600,000 vehicles sold. If a manufacturer has currently exceeded the 200,000 vehicles sold, those vehicles will not count toward the 600,000. The provision would extend the 2- and 3-wheeled plug-in electric vehicle credit through 2026.

Sec. 402. **Credit for previously owned qualified plug-in electric drive motor vehicles.** This provision would create a new refundable credit for buyers of used plug-in electric cars from date of enactment through 2026. The tax credit would be \$1,250 for the purchase of a qualified used EV with additional incentives for battery capacity. The total tax credit would be capped at the lesser of \$2,500 or 30-percent of the sale price. Criteria for eligible used EVs would include:

- Must meet the eligibility requirements in the existing Section 30D credit for new EVs.
- Sale price must not exceed \$25,000.
- Model year that is at least two years earlier than the date of sale.

The program also would allow buyers with up to \$30,000 in adjusted gross income or \$60,000 for married couples filing jointly in adjusted gross income to claim the full amount of the credit. A reduced tax credit would be available for buyers with below \$40,000 in adjusted gross income or \$70,000 for married couples filing a joint return in adjusted gross income. The vehicles are required to be purchased from a dealership for personal use and the credit cannot be claimed more than once every three years. The credit would only apply to the first resale of a used EV and includes restrictions on sales between related parties.

Sec. 403. **Credit for zero-emission heavy vehicles and zero-emission buses.** This provision would create a manufacturer credit for the sale of zero-emission vehicles weighing 14,000 pounds or more after the date of enactment through the end of 2026. Eligible manufacturers would be able to claim a tax credit of 10-percent of the eligible vehicle sales price up to a total credit of \$100,000. Qualifications for eligible vehicles would be:

- Domestic use-only.
- Weigh 14,000 pounds or more.

- Cannot include an internal combustion engine.
- Propelled solely by an electric motor which draws electricity from a battery or fuel cell.

Sec. 404. [\(26 USC 30B\)](#) **Qualified fuel cell motor vehicles.** This provision would extend the credit for the purchase of a qualified fuel cell motor vehicle through 2026. The tax credit is based on gross vehicle weight rating ranging from 8,500 pounds to more than 26,000 pounds.

Sec. 405. [\(26 USC 30C\)](#). **Alternative fuel refueling property credit.** This provision would extend the alternative fuel vehicle refueling property credit through 2026. Beginning in 2022, the provision would expand the credit for zero-emissions charging infrastructure by allowing a 20-percent credit for expenses in excess of \$100,000, if the following are met:

- Intended for general public use and either accept credit cards as a form of payment or not charge a fee; or,
- Intended for exclusive use by government or commercial vehicle fleets.

Sec. 406. [\(26 USC 132\)](#). **Modification of employer-provided fringe benefits for bicycle commuting.** This provision would restore the exclusion of employer benefits related bicycle commuting through the end of 2025. Employer fringe benefits included in the bill:

- Bikeshare (a bicycle rental operation providing for pick up and drop off);
- Low-speed electric bicycle within the definition of bicycle for purposes of the exclusion; and,
- Modifies the limitation on the exclusion to provide for a specified monthly limitation amount versus an annual limitation.

Title V – Investment in the Green Workforce

Sec. 501. [\(26 USC 48C\)](#) **Extension of the advanced energy project credit.** This provision would allocate an additional \$2.5 billion in credits for each year from 2022 through and including 2026 for qualified advanced energy projects. Qualified advanced energy project,

- Re-equips, expands, or establishes a manufacturing facility for the production of:
 - Property designed to be used to produce energy from the sun, wind, geothermal deposits or other renewable resources;
 - Fuel cells, microturbines, or an energy storage system for use with electric or hybrid-electric motor vehicles;
 - Electric grids to support the transmission of intermittent sources of renewable energy, including storage of energy;
 - Property designed to capture and sequester carbon dioxide emissions;
 - Property designed to refine or blend renewable fuels or to produce energy conservation technologies, including energy-conserving lighting technologies, smart grid technologies, or electrochromatic glass;

- New qualified plug-in electric drive motor vehicles or components which are designed specifically for use with such vehicles, including electric motors, generators and power control units; or,
- Other advanced energy property designed to reduce greenhouse gas emissions as may be determined by the Secretary and any portion of the qualified investment of which is certified by the Secretary as eligible for a credit under this section.

Qualified projects would be selected based on:

- Applicants written assurances to the Secretary that all laborers and mechanics employed by contractors and subcontractors in the performance of construction, alteration or repair work on a qualifying advanced energy project shall be paid wages at rates not less than prevailing wage on projects of a similar character in the locality
- Priority for projects which,
 - Manufacture (other than primary assembly of components) property under “qualified advanced energy projects.”
 - Have the greatest potential for commercial deployment of new applications.

Sec. 502. [\(26 USC 45U\)](#). **Labor costs of installing mechanical insulation property.** The provision provides a credit for up to 10% of the labor costs incurred by a taxpayer in installing insulation into a mechanical system within one-year. The credit is available for costs paid starting in 2022 through the end of 2026.

Sec. 503. **Labor standards for certain energy jobs.** This provision would create a certification by the Secretary of Labor for certain labor requirements for green energy and energy-related construction projects. The requirements include Davis-Bacon prevailing wages, project labor agreements, participation in registered apprenticeship programs, limits on hiring from temporary staffing agencies, limits on consideration of criminal history, a neutrality policy on collective bargaining, and disclosure of administrative merits determinations and similar judgments.

If labor requirements are met,

- Qualified projects would be eligible for a new 10-percent credit for placing in service property otherwise eligible for the [Section 48](#) Investment Tax Credit or as part of facilities eligible for the [Section 45](#) Production Tax Credit.
- [Section 30C](#) credit for alternative fuel vehicle recharging property is increased by to 40-percent of the first \$100,000 of expenses per location.
- Maximum deduction for energy efficient commercial property under [Section 179D](#) would be increased by \$0.20 per square foot.

Title VI – Environmental Justice

Sec. 601. **Qualified environmental justice program credit.** This provision creates a new program to provide eligible higher education institutions a capped refundable tax credit for a qualified environmental justice program. Higher education institutions may receive a credit of

20-percent of costs and programs with material participation from Historically Black Colleges and Universities (HBCU) and Minority Serving Institutions (MSI) may receive a higher credit of 30-percent. All credits must be expended within 5-years of their receipt. The total allocation for tax credits authorized under this program would be \$1 billion for 2022 through 2026. Qualifying EJ programs shall be designed to address or improve data about environmental stressors to improve or facilitate health and economic outcomes of individuals residing in low-income areas or communities of color. Environmental stressors include contamination of air, water, soil or food or a change relative to historical norms of the areas weather conditions. The higher education institutions would be selected by the Secretaries of Energy, Education, and Health and Human Services and the U.S. EPA Administrator based on:

- Extent of participation by faculty and students from HBCU or MSI.
- Expected effect on the health or economic outcomes of individuals residing in the areas within the U.S. that are low-income or communities of color.
- Creation or significant expansion of qualified environmental justice program.

Impacts on South Coast AQMD's Mission, Operations or Initiatives: The GREEN Act focuses on the reduction of greenhouse gases; however, there are co-benefits for criteria pollutants when employing cleaner, more efficient fuels and technologies.

The GREEN Act could provide voluntary incentives which complement South Coast AQMD's 2022 AQMP efforts related to Residential and Commercial Buildings and Mobile Sources to reduce NOx and particulate matter. Areas of interest are:

- The renewable fuel tax credit is supported by the Natural Gas Vehicle Association and other alternative fuel interests. Lower costs for alternative fuels could assist in lowering the operating costs for cleaner vehicles which could contribute clean air benefits.
- Energy efficiency tax credits for commercial and residential buildings.
- The manufacturer vehicle tax incentives for zero-emission of trucks could help lower vehicle costs for purchasers.
- Extension of the existing hydrogen fuel vehicle tax credits as follows, based on vehicle gross weight:
 - 8,500 pounds or less = \$4,000
 - 8,500 to 14,000 pounds = \$10,000
 - 14,000 to 26,000 pounds = \$20,000
 - More than 26,000 pounds = \$40,000
- Funds institutions of higher education work to assist low-income and communities of color impacted by environmental issues, including air quality.

Staff recommends a position of WORK WITH AUTHOR to discuss the co-benefits of reducing greenhouse gases and criteria pollutants, need for the reduction of criteria pollutants, and importance of incentives to transition to cleaner, more efficient technologies.

Recommended Position: WORK WITH AUTHOR

ATTACHMENT 2J

Due to the length of H.R. 848, a link is provided below to the text of the bill:

[H.R. 848, “THE GREEN ACT OF 2021”](#)

<https://www.congress.gov/bill/117th-congress/house-bill/848/text?r=7&s=1>

ATTACHMENT 2K

South Coast Air Quality Management District
Legislative Analysis Summary – H.R. 1512
Version: As introduced, March 2, 2021
Analyst: LTO

H.R. 1512 (Pallone, Tonko, Rush)

Climate Leadership and Environmental Action for Our Nation's (CLEAN) Future Act

Summary: This bill seeks to address the climate crisis, protecting the health and welfare of all Americans, and putting the Nation on the path to a net-zero greenhouse gas economy by 2050, and for other purposes.

Background: H.R. 1512 includes four bills with South Coast AQMD Governing Board positions related to electrification of Ports, clean microgrids, clean school buses, and air monitoring. This bill focuses on climate and energy issues and will likely be combined with Surface Transportation and Ways and Means bills to form the Transportation and Infrastructure package.

Status: 3/22/2021, Introduced and referred to:

- Committee on Energy and Commerce, Subcommittee on Environment and Climate Change
- Committee on Transportation and Infrastructure, Subcommittees on Water Resources and the Environment; Railroads, Pipelines and Hazardous Materials; Highways and Transit; Economic Development, Public Buildings, and Emergency Management; and, Aviation
- Committee on Oversight and Reform
- Committee on Education and Labor
- Committee on Ways and Means
- Committee on Natural Resources
- Committee on Armed Services
- Committee on Foreign Affairs
- Committee on Science, Space, and Technology
- Committee on Intelligence (Permanent Select)
- Committee on Financial Services

Specific Provisions: The “CLEAN Future Act” is comprised of ten (10) Titles with wide ranging topics from national climate goals to issues related to environmental justice and super pollutants. Titles and Sections related to air quality either directly or indirectly are summarized below:

Title I – National Climate Target, Subtitles A and B

Sections 101 – 111. The bill would establish an interim national climate target of a 50-percent reduction in emissions of greenhouse gases from 2005 levels by 2030 and a 100% clean economy by 2050. A study by the National Academy of Sciences would be commissioned on issues related to the national goal of achieving net-zero greenhouse gas emissions by 2050. Each federal agency would be required to develop an action plan consistent with their mission and in cooperation with the other agencies to make progress toward meeting the interim and national climate goals. Federal agency actions could include:

- Providing incentives;
- Carrying out research and development programs;

- Reducing greenhouse gas emissions of such agency itself;
- Increasing agency resilience of federal facilities and operations to climate change impacts and risks; and,
- Other appropriate measures as deemed by the head of the Federal agency deemed to reach interim and national climate goals.

Goals for the federal climate action plans would be:

- Improve public health, especially for disadvantaged and rural communities that are disproportionately vulnerable to the impacts of climate change or other pollution;
- Benefit consumers, small businesses, farmers and ranchers, and rural communities;
- Prioritize infrastructure investment that reduces emissions of greenhouse gases and other pollutants, create jobs and make communities more resilient to the effects of climate change;
- Enhance job creation and labor standards (remove policy barriers to labor organizing, protect labor agreements, apply prevailing wage, safety and health protections, and domestic content);
- Lead in clean and emerging technology to ensure U.S. companies are competitive;
- Ensure fairness and equity for workers and communities affected by the transition to a 100-percent clean economy; and,
- Prepare communities for climate change impacts and risks.

The proposed climate action plans by each agency would be available for public comment within 6 months of enactment of the bill. Interagency review, revisions every 24-months, and an annual report also would be required.

A “Clean Economy Federal Advisory Committee” (Advisory Committee) would be created with appointees that reflect diversity in gender, age, geography. The Advisory Committee would include:

- Two State officials, including one state that has adopted greenhouse gas targets;
- Two local government officials – one representing a city or county that has adopted greenhouse gas targets and one that is impacted by the transition away from fossil energy;
- One environmental non-profit member;
- Two environmental justice (EJ) members;
- Two members of climate justice organizations;
- Two representatives from Tribal communities -- one representing a city or county that has adopted greenhouse gas targets and one that is impacted by the transition away from fossil energy;
- Two members of the National Academy of Sciences;
- Four organized labor representatives – one each representing utility sector, transportation, manufacturing, and building trades;
- Two members employed by power sector – one representing the clean energy industry;

- Two members of agriculture industry – one farmer or rancher and one representing a family farm organization;
- Two transportation representatives – one must represent public transit;
- Two manufacturing members – one must represent a business committed to net-zero;
- Two commercial and residential building sector members – one must represent a business committed to improving energy efficiency;
- 1 public health expert; and,
- 1 young person involved with a climate and environmental organization.

The Advisory Committee would form Subcommittees and meet at least three times in the first year and thereafter on at least an annual basis. The Advisory Committee would sunset on December 31, 2050.

Title II – Power, Subtitle A (Clean Energy Standard)

Sections 201 - 210. H.R. 1512 would require retail electricity suppliers to provide an increasing percentage of clean energy each year from 2023 to reach 80-percent in 2030 and 100-percent in 2035. It also creates an alternative compliance payment (ACP) mechanism for suppliers to meet compliance requirements. The price of ACP increases each year and may be utilized by retail electricity suppliers in lieu of zero-emission electricity credits. In 2031, a retail electricity supplier that submits ACP for more than 10-percent of its compliance obligation may defer for up to five-years total. 25-percent of the ACP funds from a retail electricity supplier who defers must be utilized to assist their customers with their utility bills. Zero-emission electricity credits may be bought, sold and/or traded to meet compliance obligations.

Funds generated by the ACP program and any penalties from non-compliance would be utilized to create a Carbon Mitigation Fund for the following activities in States:

- Energy efficiency improvements;
- Electrification;
- Replace State and local government fossil-fueled vehicles with electric or low carbon fuel vehicles;
- Replace fossil-fueled ground airport and seaport vehicles with electric or low carbon fuel vehicles;
- Install fast charging electric vehicle infrastructure along highways and roads; or,
- Promote direct capture, permanent sequestration or utilization of carbon dioxide.

Definitions of energy generation in the bill include combined heat and power systems, renewable biomass and waste to energy. Generation of electricity through renewable biomass may not create criteria air pollutants nor hazardous air pollutants as defined by Sections [108](#) and [112\(b\)](#) of the Clean Air Act. Waste to energy generation must comply with Section [112](#) and [129](#) of the Clean Air Act. Zero-emission electricity is defined as the fraction of electricity generated by a given generating unit whose generation is not associated with the release of greenhouse gases.

The bill states that nothing prevents States from adopting or enforcing their own clean or renewable energy standards or regulations. States with more stringent programs are deemed in compliance with the federal standard.

A report by the U.S. EPA Administrator would be required no later than January 1, 2034, which evaluates and forecasts the remaining barriers to achieving 100-percent generation of electricity with no emissions of carbon dioxide by 2035.

Title II – Power, Subtitle C – Public Utility Regulatory Policies Act (PURPA) Reform

Sections 221 – 226. H.R. 1512 would establish a standard under PURPA to require States to consider energy storage systems in context with,

- Total cost and normalized life-cycle costs;
- Cost effectiveness;
- Security; and,
- System performance and efficiency.

Additionally, the bill would create a PURPA standard that requires electric utilities to offer a community solar program to all ratepayers, including low-income customers. Community solar would be defined as, “a service provided to any electric consumer that the electric utility services through which the value of electricity generated by a community solar facility may be used to offset charges billed to the electric consumer by the electric utility.”

Title II – Power, Subtitle D – Electricity Infrastructure Modernization and Resilience

Sections 230 – 236. H.R. 1512 would create the 21st Century Power Grid grant program to fund projects that improve resiliency, performance, or efficiency of the electricity grid. Eligible partners for the grants would include a State or local government, National Laboratory, institution of higher education, a Tribal government, a federal power marketing administration, or entity that develops grid technology. The program would authorize \$700 million per year from Fiscal Year (FY) 2022 through FY 2031.

The Secretary of Energy would be required to establish a program and create a national reserve to ensure that large power transformers and other critical electric grid equipment can be replaced in emergency situations. The program would also facilitate technological and design improvements to equipment to reduce vulnerabilities to attack or damage.

The bill also authorizes \$10 million per year from FY 2022 through FY 2031 to remediate sites of former fossil fuel-powered electricity generating unit in a community.

A Clean Energy Microgrids grant program would be established to provide \$50 million for technical assistance and outreach and \$1.5 billion for projects from FY 2022 through FY 2031. Priority for grants would be given for EJ communities, regions with one or more designation as severe and/or extreme under the Clean Air Act, and other criteria.

Title II – Power, Subtitle E – Clean Electricity Generation

Sections 241 – 248. H.R. 1512 would establish a program to provide loans to eligible entities to support the deployment of distributed energy systems. Loans could be used to improve grid security and resiliency, increase local renewable sources, enhance peak load management and lower energy costs for rural communities. Renewable energy resources would include biomass, geothermal energy, hydropower, landfill gas, municipal solid waste, ocean, organic waste, photosynthetic processes, photovoltaic, solar, and wind. A total of \$250 million would be authorized for the loan program over the period from FY 2022 through FY 2031.

It also would create a loan and grant program to eligible entities for the construction or installation of solar facilities for multi-family affordable housing. The program would be authorized for \$250 million per year from FY 2022 through FY 2031 to be used for solar generating equipment, job training, deployment support and/ or administrative expenses.

H.R. 1512 would establish a non-profit corporation, the “Distributed Energy Opportunity Board” to provide assistance for distributed energy installation and streamlined permitting activities. The Secretary of Energy would designate “Distributed Energy Opportunity Communities” to be eligible to receive grants on a competitive basis. Distributed Energy Opportunity Communities would be required to adopt and implement the model expedited permit-to-build protocols developed by the Secretary in consultation with trade associations and State, local and Tribal governments engaged in permitting activities. The bill would authorize \$20 million per year from FY 2022 through FY 2031.

The Secretary of Energy would be required to study equitable distribution of benefits of clean energy for frontline communities.

Title III – Efficiency, Subtitle A – Energy Saving Building Codes

Sections 301 – 312. ([42 USC 6836](#)). This title of the bill would establish national energy saving targets for model building energy codes. The targets for aggregate national energy savings of buildings would be created based on baselines established by the [2018 IECC](#) for residential buildings and [ASHRAE Standard 90.1—2016 for commercial buildings](#), as follows:

Model codes issued by:	Percentage
2023	20
2026	35
2029	50

The Secretary of Energy would be directed to support the adoption of, and compliance with, building energy codes by States, Tribes and local government. States and Tribes would be required to certify to the Secretary of Energy that they have adopted a revised building energy code which in turn is validated. The Secretary of Energy would be required to analyze and validate compliance of building energy code beginning in 2024 and every three years thereafter.

Federal financial support related to energy or buildings could be withheld from States or Indian Tribes without validated certification of model building codes or compliance. States could reference more stringent appliance standards in their building codes if it is included in a national model building code issued by model codes, standards organization, or the Department of Energy.

The bill would authorize \$200 million to remain available until expended.

Title III – Efficiency, Subtitle B – Existing Building Retrofits

Section 311 – 312. ([42 USC 15822](#)). H.R. 1512 would amend an existing grant program for State agencies responsible for developing energy conservation plans. The bill would add a reference to [ASHRAE Standard 90.1](#) as baseline for new public building construction in addition to the [International Energy Conservation Code](#). These model codes are adopted by many states and municipal governments for the establishment of minimum design and construction requirements for energy efficiency. The bill also would add benchmarking programs to enable monitoring and use of energy performance data in buildings as a eligible use of grant funds.

The bill would add a new subsection to require any local government receiving a grant to obtain third-party verification of energy efficiency improvements for buildings. The bill would authorize \$100 million per year for FY 2022 through FY 2031.

This Title also would establish a new Department of Energy (DOE) grant program to make energy improvements in public school facilities. Improvements that would qualify include:

- Measures that reduce school energy costs.
- Improved air quality, daylighting, ventilation, electrical lighting, and acoustics to improve student and teacher health.
- Installation of renewable energy technologies.

Eligible grant entities would be defined as a consortium of:

- One local educational agency; and,
- One or more,
 - Schools;
 - Nonprofit organizations;
 - For-profit organizations; or,
 - Community partners that have the knowledge and capacity to partner and assist with energy improvements.

Energy improvements would be defined as:

- Any improvement, repair, or renovation, to a school that will result in a direct reduction in school energy costs including but not limited to improvements to building envelope, air conditioning, ventilation, heating system, domestic hot water

- heating, compressed air systems, distribution systems, lighting, power systems and controls;
- Any improvement, repair, renovation or installation that leads to an improvement in teacher and student health including but not limited to indoor air quality, daylighting, ventilation, electrical lighting, and acoustics; and,
- The installation of renewable energy technologies (such as wind power, photovoltaics, solar thermal systems, geothermal energy, hydrogen-fueled systems, biomass-based systems, biofuels, anaerobic digesters, and hydropower) involved in the improvement, repair, or renovation to a school.

The DOE would be required to prioritize grants for high-need local educational agencies or rural educational agencies. Additional competitive grant criteria would include:

- Fiscal capacity of the eligible entity to meet the needs for improvements of school facilities without assistance under this section, including the ability of the eligible entity to raise funds through the use of local bonding capacity and otherwise.
- The likelihood that the local educational agency or eligible entity will maintain, in good condition, any facility whose improvement is assisted.
- The potential energy efficiency and safety benefits from the proposed energy improvements.

The bill would authorize \$100 million per year from FY 2022 through FY 2031.

Title III – Efficiency, Subtitle C – Promoting Energy Efficiency

(Sections 321 – 325). ([42 USC 6297](#)). This provision would amend existing law to suspend the federal preemption for appliance and efficiency standards when DOE misses an update deadline. The original and potentially amended version of this law does not apply to State regulation of any product not subject to an energy conservation standard.

([42 U.S.C. 13 17152\(b\)\(1\)](#)) The bill would clarify that funds provided under the Energy Efficiency and Conservation Block Grant Program’s (EECBG) could be used to deploy infrastructure for delivering alternative fuels, and projects to expand use of alternative fuels are eligible for grants awarded through the program. Authorization for the program would be \$3.5 billion per year for FY 2022 through 2031 plus an additional \$35 million per year for administrative expenses.

The bill also would require DOE to establish a pilot grant program to award up to \$200,000 to nonprofit organizations to purchase energy efficiency materials for installation in their buildings. An eligible non-profit would mean a 501(c)(3) and exempt from tax under section 501(a) of the Internal Revenue code. Energy efficiency materials would include:

- A roof or lighting system or component of the system;
- A window;
- A door, including a security door;

- A heating, ventilation, or air conditioning system or component of the system (including insulation and wiring and plumbing improvements needed to serve a more efficient system); and,
- A renewable energy generation or heating system, including a solar, photovoltaic, wind, geothermal, or biomass (including wood pellet system) or component of the system.

Eligible non-profit buildings would include:

- Hospital;
- Youth center;
- School;
- Social-welfare program;
- Facility of a faith-based organization; or,
- Any other nonresidential and noncommercial structure.

Criteria for grants would be performance-based:

- The energy savings expected to be achieved;
- The cost effectiveness of the use of the energy efficiency materials that are proposed to be purchased;
- An effective plan for evaluation, measurement, and verification of energy savings; and,
- The financial need of the applicant.

The program would be authorized \$10 million per year from FY 2022 through 2031, to remain available until expended.

The bill also would create a “Home Wildfire Risk Reduction Rebate Program” to provide rebates to homeowners to defray the costs of retrofitting an existing home to be wildfire resistant.

Rebates would be:

- \$10,000 for the retrofitting of roof features including the roof covering, vents, soffit and fascia, and gutters;
- \$20,000 for the retrofitting of exterior wall features, including sheathing and siding, doors, and windows;
- \$5,000 for the retrofitting of a deck, including the decking, framing, and fascia; and,
- \$1,500 for the retrofitting of near-home landscaping, including mulch and landscape fabric in a 5-foot zone immediately around the home and under all attached decks.

The rebate could be used for purchase of materials and installation. The total rebate could not exceed 50-percent of the cost of the retrofit. For moderate income households, the total rebate

could be up to 80-percent of the cost of the retrofit. The program would be authorized at \$500 million per year from FY 2022 through FY 2031.

Additionally, the bill would amend the existing State Energy Efficiency Appliance Rebate program to allow for the replacement of used appliances for similar purposes that is powered by electricity. It also would reauthorize the program at \$300 million for each year beginning FY 2022 through 2031.

Title III – Efficiency, Subtitle D – HOPE for HOMES

Section 331 - 346. The bill would establish the definitions for the HOPE for HOMES program which would create a workforce training program and provide grants for Home Energy Savings Retrofit Rebates.

Under the bill, Partial System Rebates would be available to homeowners or multifamily building owner for:

- \$800 for the purchase and installation of insulation and air sealing;
- \$1,500 for the purchase and installation of insulation and air sealing and replacement of an HVAC system, the heating component of an HVAC system, or the cooling component of an HVAC system.

The amount of a Partial System Rebate shall not exceed 30-percent of the cost of the project. Labor may be included in the cost, but may not exceed:

- 50-percent of the cost of insulation and air sealing; or,
- 25-percent of the cost of insulation, air sealing, HVAC system, or the heating or cooling component of HVAC system.

The installation of HVAC systems or the heating or cooling components of HVAC systems would need to be completed in accordance with standards specified by the Secretary of Energy that are at least as stringent as the applicable guidelines of the Air Conditioning Contractors of America. Duct sealing would be required when installing HVAC systems, heating components of HVAC systems or cooling components of HVAC systems.

The Home Energy Savings Retrofit Rebate Program would provide contractors with \$250 per home or multifamily building for which:

- A partial system rebate is provided for the installation of insulation and air sealing, or installation of insulation and air sealing, or installation of insulation, air sealing and replacement of HVAC system or HVAC heating or cooling component;
- The applicable homeowner has signed and submitted a release form authorizing the contractor access to information in the utility bills of the homeowner or the applicable multifamily building owner has signed and submitted an agreement with the contractor to provide whole-building aggregate information about the building's energy use; and,

- The contractor would be required to provide information for the DOE Energy Building Performance Database:
 - The energy usage for the home of a homeowner or for the household living in a multifamily building for the 12-months preceding, and 24-months following, the installation of the insulation, air sealing, or installation of insulation and air sealing and replacement of an HVAC system, the heating component of an HVAC system, or the cooling component of an HVAC system;
 - Description of installation or installation and replacement; and,
 - Total cost to the homeowner or multifamily building owner for installation or installation and replacement.

The Secretary of Energy would work with the Department of Treasury to create a federal rebate processing system including a database and information technology system that would allow homeowner and multifamily building owners to submit required forms online; and establish a website.

The Secretary of Energy would be allowed to expend not more than 50-percent of the annual appropriation on the partial system rebate program.

Additionally, the bill would create a State administered Home Energy Savings Retrofit Rebate Program. The States would be required to meet minimum criteria:

- State program would be carried out by the applicable State energy office or its designee;
- A rebate be provided under a State program only for a home efficiency retrofit, that:
 - Is completed by a contractor who meets minimum training requirements and certification requirements set forth by the Secretary of Energy;
 - Includes installation of one or more home energy efficiency retrofit measures for a home that together are modeled to achieve, or are shown to achieve, a reduction in home energy use of 20-percent or more from the baseline energy use of the home;
 - Does not include installation of any measure that the Secretary determines does not improve the thermal energy performance of the home, such as a pool pump, pool heater, spa, or EV charger; and,
 - Includes, after installation of the applicable home energy efficiency retrofit measures, a test-out procedure conducted in accordance with guidelines issued by the Secretary of such measures to ensure:
 - The safe operation of all systems after retrofit; and,
 - That all improvements are included in, and have been installed according to:
 - Manufacturers installation specifications; and,
 - All applicable State and local codes or equivalent standards approved by the Secretary.
- The Secretary of Energy would be required to approve either the software used for “modeled performance rebates” or the methods and procedures used for “measured performance rebates.”

- The State also,
 - May include an entity to serve as a rebate aggregator to facilitate the delivery of rebates to homeowners or contractors;
 - Shall include procedures for a homeowner to transfer the right to claim a rebate to the contractor performing the work or to a rebate aggregator; and,
 - Must provide a homeowner, contractor or rebate aggregator the ability to claim more than one rebate including after receiving a “partial system rebate” under the national program as long as the no two (2) rebates utilize the same baseline energy use for the home.
- A “modeled performance rebate” must reduce home energy use by at least 20-percent and shall be equal to 50-percent of the cost of the applicable energy audit of a home and home energy efficiency retrofit, including the cost of diagnostic procedures, labor, reporting, and modeling. Maximum rebates as follows for home energy reductions:
 - 20- to 40-percent = \$2,400; and,
 - Above 40-percent = \$4,000.
- A “measured performance rebate” shall be equal to 50-percent of the cost, including the cost of diagnostic procedures, labor, reporting, and energy measurement. Maximum rebates as follows for home energy reductions:
 - 20-percent, but less than 40-percent = \$2,000; and,
 - At least 40-percent = \$4,000.
- States would be encouraged to work with State agencies, energy utilities, nonprofits, and other entities on marketing, financing, implementation and installation and quality assurance programs.
- The Secretary of Energy would be responsible for review and audit of the program. States failing to comply with program rules may be subject to withholding of grants funds.

The program also would have special provisions for moderate income households. The Secretary of Energy would be required to establish procedures for certifying that household or, in the case of a multifamily building, the majority of households in the building is moderate income.

Rebates for moderate income households follow the same requirements in the below amounts:

- “Partial system rebate” would be 60-percent of the applicable purchase and installation costs:
 - Maximum of \$1,600 for installation of insulation and sealing.
 - Maximum of \$3,000 for HVAC system or heating or cooling component of HVAC.
- “Modeled performance rebate” would be 80-percent of the applicable costs:
 - 20- to 40-percent = \$4,000.
 - Above 40-percent = \$8,000.
- “Measured performance rebate” would be 80-percent of the applicable costs:
 - 20-percent, but less than 40-percent = \$4,000.
 - At least 40-percent = \$8,000.
- The Secretary would be required to conduct outreach.

Section 341. Evaluation reports to Congress.

For purposes of the Internal Revenue Code of 1986, gross income shall not include any rebate received under the Home Energy Savings Retrofit program.

The program would be authorized at \$1.6 billion for Fiscal Year 2022 through 2031, to remain available until expended. Tribal governments would receive two-percent of the authorization for a similar program. HOPE for HOMES would require that any federal funds provided should be used to supplement, not supplant state and/or local funds.

Subtitle E – Investing in State Energy

Section 351 - 352. ([42 U.S.C. 6867\(d\)](#)) This Subtitle of the bill would require the Secretary of Energy to provide weatherization and State Energy program funds to be provided within 60-days of Department receiving funds. It also would authorize States' use of federal assistance through the State Energy Program to implement, revise and review a State Energy Security Plan. Additionally, it would require a Governor to submit a plan, revision of a plan, or certification of no revisions be necessary to a plan to the Secretary of Energy annually.

Subtitle F – Federal Energy Management Program (FEMP)

Section 361. ([42 USC 91](#)). Energy and water performance requirement for federal facilities. This Subtitle of the bill would require each federal agency to reduce each year average building energy intensity by 2.5-percent relative to their respective energy intensities in 2018.

Subtitle G – Open Back Better

Section 371. H.R. 1512 would require the Secretary of Energy to allocate funds to States to make grants to:

- A public school
- A facility used to operate an early childhood education program
- A local educational agency
- A medical facility
- A local or State government building
- A community facility
- A public safety facility
- A day care center
- An institution of higher education
- A public library
- A wastewater treatment facility

Covered projects would include,

- Resiliency, including:
 - Public health and safety
 - Power outages
 - Natural disasters
 - Indoor air quality
 - Any modifications necessitated by the COVID-19 pandemic
- Energy efficiency
- Renewable energy
- Grid integration

Projects could have combined heat and power and energy storage as project components.

States could not use more than 10-percent of grant funds to provide technical assistance for the development, facilitation, management, oversight, and measurement of results of covered projects. There are no matching requirements for grants to States. However, States would be encouraged to leverage private financing for cost-effective energy efficiency, renewable energy, resiliency, and other smart-building improvements, such as by entering into an [energy service performance contract](#). The Secretary of Energy would be required to provide grants under the [AFFECT](#) program to implement the covered projects within 60-days of enactment.

The bill would require 40-percent of grant funds to implement covered projects in environmental justice communities or low-income communities.

The bill would authorize \$3.6 billion per year for the State Energy Program from FY 2022 through FY 2031. These funds would supplement existing Department of Energy weatherization assistance program funds. It would also direct the Secretary to distribute \$500 million in [Assisting Federal Facilities with Energy Conservation Technologies](#). \$1.5 billion would be authorized for Tribal organizations. The bill also would require that American iron, steel and manufactured goods are used in projects. There would be a waiver process for the Buy American provisions if the materials/goods are not available in sufficient and reasonably available quantities, satisfactory quality, and it would not increase the overall project cost by 25-percent or more.

Subtitle H – Benchmarking

Section 381 - 385. The bill would create the Commercial and Multifamily Building Benchmarking and Transparency Initiative. This Subtitle would direct the U.S. EPA Administrator to develop and carry out a benchmarking and transparency initiative for commercial and multifamily (5 or more units in building) properties to advance knowledge about building energy and water performance and inform efforts to reduce greenhouse gas emissions.

The bill would require the U.S. EPA Administrator to collect data from owners of covered properties regarding building energy and water consumption. An exemption would be provided

for covered properties that meet an approved State or local benchmarking requirement. A subset of the data would be published by the U.S. EPA Administrator.

Further, the U.S. EPA Administrator would be required to improve the Energy Star Portfolio Manager and enhance implementation. The bill would authorize \$5 million for these purposes until expended.

The bill also would require the U.S. EPA Administrator to provide technical and financial assistance to States and local government for benchmarking implementation. The program would be authorized at \$50 million per year from FY 2022 through FY 2031.

Title IV – Transportation, Subtitle A – Greenhouse gas pollution emission standards.

Section 401. The bill would require U.S. EPA to promulgate greenhouse gas emissions standards for every class or category of new nonroad engines and new nonroad vehicles, taking into the account costs, noise, safety, and energy factors.

- The regulations would apply to the useful life of the vehicles.
- U.S. EPA would be required to promulgate regulations containing standards applicable to greenhouse gas emissions from new locomotives and new engines used in locomotives. The regulations should consider:
 - Greatest degree of emission reduction achievable through the application of technology
 - Cost of applying such technology
 - Noise
 - Energy
 - Safety factors
- The regulations would ensure that successive standards for greenhouse gas emission are always in effect and provide increased reductions for each regulated class or category of new nonroad engines, new nonroad vehicles, new locomotives, and new engines used in locomotives.
- The successive emissions standards would be based on the amount of greenhouse gas emissions reductions needed to achieve the national interim goal of 50% reduction in emissions of greenhouse gases from 2005 levels by 2030; and 100% clean economy by not later than 2050.
- The EPA would be required to promulgate the regulations within 24 months of enactment of the bill.

Title IV – Transportation, Subtitle B – Cleaner Fuels

Section 411 - 413. ([42 U.S.C. 7545\(o\)](#)). The bill would seek to accelerate the U.S. EPA Administrators approval of clean fuels. This bill would require the U.S. EPA Administrator to take final action on approval or disapproval of a renewable fuel if 90-days have passed since submission of the petition; and, the combination of the fuel type, production process and

feedstock have been approved in at least one State under a program designed to reduce the carbon intensity of transportation fuel. Transportation fuel for ocean-going vessels would be excluded from existing law under this program to approve clean fuels.

[\(42 U.S.C. 7545\(o\)\(9\)\)](#) Exemptions / 42 U.S.C. 11 7545(o)(2)) Requirements. The bill would establish exemptions and annual deadlines for petitions by small refineries for renewable fuel requirements. The bill would establish June 1 of the preceding year as the deadline for small refineries to submit petitions to be exempted from renewable fuel requirements. If a small refinery fails to submit a petition by June 1, they would be ineligible for consideration or approval.

Existing law defines small refineries as “the average daily crude oil throughput for a calendar year (as determined by dividing the aggregate throughput for the calendar year by the number of days in the calendar year) does not exceed 75,000 barrels.

Section 413. [42 U.S.C. 7545\(o\)\(9\)\(B\)\)](#). The bill would make public the information in the renewable fuel requirement petition filed by a small refinery including:

- Name of small refinery
- Number of gallons of renewable fuel that will not be contained in fuel
- Compliance year for which the extension is requested

Title IV – Transportation, Subtitle C – ZEV Vehicle Development

The bill would reauthorization the Diesel Emissions Reduction Act Program (DERA) at \$500 million per year for FY 2022 through FY 2031.

The bill also would establish a pilot program for the electrification of certain refrigerated vehicles, including trucks and shore power. The program would provide a one-time authorization of \$10 million to funds grants for:

- Replacement or retrofit of existing diesel-powered transport refrigeration unit with an electric transport refrigeration unit and retiring the old unit for scrappage; and,
- A project to purchase and install shore power infrastructure or other equipment that enables transport refrigeration units to connect to electric power and operate without using diesel fuel.

Maximum grant awards would be 75-percent of truck refrigeration project costs; and 55-percent of shore power project costs. Priority for grants would be given to projects that:

- Maximize public health benefits;
- Most cost-effective; and,
- Serve communities that are most polluted by diesel motor emissions, including nonattainment or maintenance areas, particularly for ozone and particulate matter.

Eligible grant applicants would include:

- A regional, State, local or Tribal agency, or port authority, with jurisdiction over transportation or air quality;
- A non profit organization or institution, that:
 - Represents or provides pollution reduction or educational services to persons or organizations that own or operate heavy-duty vehicles or fleets of heavy-duty vehicles; or,
 - Has as its principal purpose, the promotion of air quality;
- An individual or entity that is the owner of record of a heavy-duty vehicle or a fleet of heavy-duty vehicles that operates for the transportation and delivery of perishable goods or other goods requiring climate-controlled conditions;
- An individual or entity that is the owner of a facility that operates as a warehouse or storage facility for perishable goods or other goods requiring climate-controlled conditions; or,
- A hospital or public health institution that utilizes refrigeration for storage of perishable goods or other goods requiring climate-controlled conditions.

The U.S. EPA Administrator would be required to submit a report to Congress not later than one-year after the program is established with details on grant awarded with a final report due not later than five-years after the pilot program is established.

The bill would reauthorize and amend the Clean School Bus Act. ([42 U.S.C. 16091](#)). It would reauthorize the expired program and amend it to only fund zero-emission school buses.

Applications for awards would be prioritized based on:

- Replacement of school buses that serve the highest number of students who are eligible for free or reduced-price lunch;
- Ability to complement the assistance received through the award by securing additional sources of funding through public-private partnerships with electric companies, grants from other entities, or issuance of school bonds.

The bill also specifies that awards should be made nationwide with broad geographical distribution including rural areas. Eligible applicants would include local or State government, Tribal schools, nonprofit school transportation associations, or one or more contracting entities that provide school bus service.

Grant awards could cover up to 100-percent of the replacement for clean school buses, as long as the replacement does not exceed 110-percent of the amount equal to the difference between the cost of a clean school bus and the cost of a diesel school bus. Old buses that were replaced must be scrapped.

Grant awards could also be used for:

- Acquisition and labor costs for charging or other infrastructure needed to charge or maintain clean school buses;

- Workforce development and training to support the maintenance, charging, and operations of electric school buses; and,
- Planning and technical activities to support the adoption and deployment of clean school buses.

There are also significant labor and Buy American requirements.

The total authorization would be \$2.5 billion for FY 2022 through FY 2031. Not less than \$1 billion of the authorization would be available for electric school buses to serve a community of color, indigenous community, low-income community, or any community in a non-attainment region.

This Title of the bill would authorize funding for the Clean Cities Coalition Program as follows:

- \$50 million for FY 2022;
- \$60 million for FY 2023;
- \$75 million for FY 2024;
- \$90 million for FY 2025; and,
- \$100 million for each year FY 2026 through FY 2031.

Title IV – Transportation, Subtitle D – Zero Emissions Vehicle Infrastructure Buildout, Part 1 – Electric Vehicle Infrastructure

Section 431 - 432. . The Secretary of Energy would be required to establish the Electric Vehicles Supply Equipment rebate program by January 1, 2022. The purpose of the rebates would be to cover expenses associated with publicly accessible electric vehicle supply equipment. Electric vehicle supply equipment includes any conductors, including ungrounded, grounded and equipment grounding conductors, electric vehicle connectors, attachment plugs, and all other fittings, devices, power outlets, or apparatuses installed specifically for the purpose of delivering energy to an electric vehicle. The Secretary would be required to publish and maintain a list of eligible electric vehicle supply equipment.

Eligible applicants would include:

- An individual;
- A State, local, Tribal or Territorial government;
- A private entity;
- A not-for-profit or non-profit entity; or,
- A metropolitan planning organization.

Equipment would need to be installed in the United States on:

- Property owned by the eligible entity or on which the eligible entity has the authority to install equipment; and,

- Location that is either a multi-unit housing structure, workplace, commercial location or open to the public for a minimum of 12-hours per day.

The rebate amount for first-time equipment would be the lesser of:

- 75-percent of the applicable covered expenses;
- \$2,000 for covered expenses associated with the purchase and installation of non-networked level 2 charging equipment;
- \$4,000 for covered expenses associated with the purchase and installation of networked level 2 charging equipment; or
- \$100,000 for covered expenses associated with the purchase and installation of networked direct current fast charging equipment.

The rebate amount for replacement of pre-existing equipment at a single location would be the lesser of:

- 75-percent of the applicable covered expenses;
- \$1,000 for covered expenses associated with the purchase and installation of non-networked level 2 charging equipment;
- \$2,000 for covered expenses associated with the purchase and installation of networked level 2 charging equipment; or,
- \$25,000 for covered expenses associated with the purchase and installation of networked direct current fast charging equipment.

Exceptions to the rebate would be:

- Rebates not provided for projects that do not meet the global positioning system location and technical specifications as required under paragraph (2).
- Multi-port chargers funded at 50-percent after the first for each subsequent publicly available port.
- Networked direct current fast charging would be funded at not more than 40-percent.
- Hydrogen fuel cell infrastructure would be funded as though it were networked direct current fast charging equipment or 40-percent.

The Secretary of Energy would be required to review proposed or final model building codes for electric vehicle supply equipment as follows:

- Integrating electric vehicle supply equipment into residential and commercial buildings that include space for individual vehicle or fleet vehicle parking; and,
- Integrating onsite renewable power equipment and electric storage equipment (including electric vehicle batteries to be used for electric storage) into residential and commercial buildings.

The bill would require the Assistant Secretary of Electricity Delivery and Energy Reliability (including the Smart Grid Task Force) to convene a group to assess progress in the development of standards as follows:

- Support the expanded deployment of electric vehicle supply equipment;
- Develop an electric vehicle charging network to provide reliable charging for electric vehicles nationwide, taking into consideration range and location of infrastructure to ensure an electric vehicle can travel throughout the nation; and,
- Ensure the development of an electric vehicle infrastructure network will not compromise the stability and reliability of the electric grid.

A report would be due to Congress not later than one-year after enactment of this bill.

This provision would amend Public Utility Regulatory Policies Act of 1978 (PURPA) ([16 U.S.C. 2621\(d\)](#)) to require States to:

- Consider measures encouraging deployment of electric vehicle charging stations;
- Allow utilities to recover investments to deploy electric charging vehicle charging networks from ratepayers; and,
- Exclude electric utilities entities selling electricity to the public solely through electric vehicle chargers from regulation related to the sale of electricity.

/ The Energy Policy and Conservation Act ([42 U.S.C. 6322\(d\)](#)) requires the Secretary of Energy to invite Governors to submit a State Energy Conservation Plan every three-years. There is specific guidance on what should be included in the plan and the Secretary of Energy may provide funding to the States. This provision would amend existing law to authorize:

- \$100 million for FY 2022 through 2031 for State Energy Conservation Plans; and,
- \$25 million for FY 2022 through 2031 for State Energy Transportation Plans.

This provision would enable the Secretary of Energy to provide funding for a State to develop an Energy Transportation Plan as part of the overall State energy conservation plan. The purpose of State Energy Transportation Plans would be to promote the electrification of the transportation system, reduce consumption of fossil fuels, and improve air quality. These plans should include plans to:

- Deploy a network of electric vehicle charging infrastructure for passenger and commercial vehicles to ensure operability throughout the nation. (Electric vehicle supply equipment includes conductors, including ungrounded, grounded, and equipment grounding conductors, electric vehicle connectors, attachment plugs, and all other fittings, devices, power outlets, or apparatuses installed specifically for the purpose of delivering energy to an electric vehicle);
- Promote modernization of the electric grid, including use of renewable energy to power grid, accommodate demand for power to support electric vehicle charging infrastructure, and utilize energy storage capacity provided by electric passenger and commercial vehicles.

When developing these plans, States would be required to coordinate with:

- State regulatory authorities;
- Electric utilities;
- Regional transmission organizations or independent system operators;
- Private entities that provide electric vehicle charging services;
- State transportation agencies, metropolitan planning organizations, and local governments;
- Electric vehicle manufacturers; and,
- Public and private entities that manage ports, airports, or other transportation hubs.

The bill would amend the Energy Independence and Security Act of 2007 ([42 U.S.C. 17011](#)) to update the Energy Transportation Electrification program to include:

- Ground support equipment at Ports;
- Electric airport ground support vehicles (note: equipment is already in law);
- Installation of electric vehicle supply equipment for electric vehicles, including equipment that is accessible in rural and urban areas and in underserved or disadvantaged communities and equipment for medium- and heavy-duty vehicles, including at depots and in-route locations;
- Multi-use charging hubs used for multiple forms of transportation;
- Medium- and heavy-duty vehicle smart charging management and refueling;
- Battery recycling and secondary use, including for medium- and heavy-duty vehicles; and,
- Sharing of best practices, and technical assistance provided by the Department to public utilities commissions and utilities, for medium- and heavy-duty vehicle electrification.

The bill would authorize \$2 billion for each year FY 2022 through FY 2031 for transportation electrification. The “Near-Term” Transportation Electrification program would be renamed as “Large-Scale Transportation Electrification” program and would be authorized at \$2.5 billion for FY 2022 through FY 2031.

The bill would add priority consideration for projects that provide written assurances that all laborers and mechanics employed by contractors or subcontractors during construction, alteration, or repair that is financed, in whole or in part, by a grant are paid prevailing wages.

The bill would amend existing law ([42 U.S.C. 13212](#)) to require the federal government purchase federal fleets in the following manner:

- Light-duty vehicles – beginning in 2025, all light duty-vehicles for federal fleets must be alternative fueled.
 - 50-percent shall be zero-emission or plug-in hybrids in each year 2025 – 2034;
 - 75-percent shall be zero-emission vehicles or plug-in hybrids in each year 2035 – 2049; and,

- 100-percent shall be zero-emission in 2050 and thereafter.
- Medium- and heavy-duty vehicles are required to be alternative fueled as follows:
 - 20-percent in each year 2025 – 2029;
 - 30-percent in each year 2030 – 2039;
 - 40-percent in each year 2040 – 2049; and,
 - 50-percent in each year 2050 and thereafter.

Title IV – Transportation, Subtitle D – Zero Emissions Vehicle Infrastructure Buildout, Part 2 – Expanding Electric Vehicles in Underserved and Disadvantaged Communities

Section 440A – 440C. The bill includes provisions to expand access to electric vehicles in underserved and disadvantaged communities. It would require the Secretary of Energy to conduct an assessment on the availability, opportunities, and best practices to encourage deployment of electric vehicle charging infrastructure in urban, underserved communities. The Secretary of Energy would be required to assess the availability of electric vehicle charging stations to public sector and commercial fleets. A report would be due within one-year of enactment.

The bill would establish a program to increase the deployment and accessibility of electric charging infrastructure in underserved or disadvantaged communities. Eligible entities to apply for grants or technical assistance would include:

- Individual or household;
- A State, local, Tribal or Territorial government;
- An electric utility;
- A nonprofit organization or institution;
- A public housing authority;
- An institution of higher education;
- A local small or disadvantaged business; or,
- A partnership of any of the aforementioned.

The program would be authorized at \$96 million for FY 2022 through FY 2031.

The bill would require the Secretary of Energy to ensure, to extent practicable, that the programs in this Title promote electric charging infrastructure, support clean and multi-modal transportation, provide improved air quality and emissions reductions and prioritizes the needs of underserved or disadvantaged communities.

Title IV – Transportation, Subtitle D – Zero-Emissions Vehicle Infrastructure Buildout, Part 3 – Electric Vehicle Mapping.

Section 440E – 440G. The bill would create a Zero-Emissions Vehicle Infrastructure Buildout program. For the purposes of the Zero-Emissions Vehicle Infrastructure Buildout program, eligible entities would be defined as:

- A college or university;
- Non-profit entity
- Electric cooperative
- Political subdivision of a State, including a municipally owned electric utility and an agency, authority, corporation, or instrumentality of a State;
- Tribally-owned electric utility, an agency, authority, corporation, or instrumentality of an Indian Tribe;
- An investor owned electric utility; or,
- Private entity.

The bill would require the Secretary of Energy to create the Electric Vehicle Charging Station Mapping grant program or enter into cooperative agreements with eligible entities to determine where electric vehicle charging stations will be needed to meet the current and future needs of electric vehicle drivers to guide future investments for electric charging stations.

The program would be authorized at \$2 million for FY 2022 through FY 2027.

Title IV – Transportation, Subtitle E – Promoting Domestic Advanced Vehicle Manufacturing

The bill would add plug-in electric vehicles to the Domestic Manufacturing Conversion Grant program ([42 U.S.C. 16061](#)). It would provide grants to manufacturing facilities to build the domestic production of batteries, power electronics, and other technologies for use in plug-in vehicles. The bill also would set priorities to award grants to facilities that have recently closed or are set to close in the near future. Additionally, the bill would require prevailing wage and other labor protections. The facilities would be required to continue operations for at least 10-years after receiving an award. The program would be authorized at \$2.5 billion for FY 2022 through FY 2031.

H.R. 1512 would update the existing Advanced Technology Vehicles Manufacturing Incentive Program loan program ([42 U.S.C. 17013](#)) for automobile manufacturers, efficient vehicle manufacturers, and component suppliers. In order to qualify for loans,

- Ultra-efficient vehicles, light-duty and medium-duty passenger vehicles must meet 2027 or later regulatory standards or emit zero emissions; and,
- Heavy-duty vehicles must demonstrate emissions below model year 2027 standards, comply with model year 2030 or later standards, or emit zero emissions.

The program is reauthorized for FY 2022 through FY 2031.

Title IV – Transportation, Subtitle F – Port Electrification and Decarbonization

Section 451 – 455. This title of the bill is largely the same as the “Climate Smart Ports Act of 2021” authored by Representative Nanette Barragán. The South Coast AQMD Governing Board

adopted a SUPPORT position for the “Climate Smart Ports Act.” This version preserves South Coast AQMD’s eligibility to apply for grants and maintains grant prioritization criteria. The most notable change is removal of a provision that would have created a new subcategory for the DERA program. However, another section of this bill would boost the DERA program authorization from \$100 to \$500 million per year, so the change to this provision is not significant.

Title V – Industry, Subtitle A – Industrial Technology Development, Demonstration and Deployment.

Section 501 – 504. This Title of the bill would authorize the Secretary of Energy to make grants to support manufacturing of clean energy technologies and components as well as specified industrial products such as steel and cement. The Clean Energy Manufacturing Grant program would include the following technologies:

- Renewable energy;
- Energy Storage;
- Advanced nuclear energy;
- Carbon capture;
- Electric grid;
- End-use such as Energy Star products and energy-conserving lighting;
- Electrolyzers;
- Hydrogen fuel cells and other technologies related to the transportation, storage, delivery, and use of hydrogen in residential, commercial, industrial and transportation applications;
- Zero-emission light-, medium-, and heavy-duty vehicles, components of such vehicles, and refueling equipment for such vehicles;
- Industrial energy efficiency technologies, including combined heat and power systems and waste heat to power systems;
- Pollution control equipment; and,
- Other technologies as determined by the Secretary of Energy.

Grants also could be awarded for the installation, retrofit, or conversion of equipment for a facility or to establish, retrofit, or convert a facility to enable it to produce zero- or low-emission energy-intensive industrial products.

Title V – Industry, Subtitle B – Industrial Efficiency

Section 511. The bill would create the Smart Manufacturing Leadership grant program to assist small and medium manufacturers by providing technical assistance and for other purposes.

Title V – Industry, Subtitle C – Federal Buy Clean Program.

Section 521 – 533. The bill would establish a Federal Buy Clean program targeted at reducing GHGs, as well as a voluntary labeling program to identify and promote products with

significantly lower emissions than comparable products. It also would create a Sustainable Industry Rebate program to assist non-power industrial facilities to improve energy and water efficiency and reduce GHGs.

Title VI – Environmental Justice, Subtitle A – Empowering Community Voices

Section 601- 618. The bill would amend existing law ([42 U.S.C. 7601](#)) to create a new EJ Community Technical Assistance Grant program. The program intent would be to enable a community to participate in decisions impacting the health and safety of their communities in connection with an actual or potential release of a hazardous air pollutant. Eligible grantees would be:

- A population of color, a community of color, an indigenous community, or a low-income community; and
- A community in close proximity to the site of an actual or potential release of a covered hazardous air pollutant.

Hazardous air pollutants would be defined by [Section 112 of the Clean Air Act](#).

The grants could be used to interpret information regarding the nature of the hazard, cumulative impact studies, health impact studies, remedial investigation and feasibility studies, agency decisions, remedial design, and operation and maintenance of necessary monitors; and, performing additional air pollution monitoring.

Grants could not exceed \$50,000 for any grant recipient. The EPA Administrator could waive the grant limitation based on the need of the community for technical assistance. Grants could be renewed for each step in the regulatory, removal, or remediation process.

The bill would create an Interagency Federal Working Group on EJ. Requires federal agencies to coordinate to alleviate the disproportionate impacts of pollution. It also would require federal agencies to integrate environmental justice into their respective missions, including strategies to mitigate the impacts of commercial transportation.

Additionally, the bill would establish the National EJ Advisory Council which includes representatives from community-based organizations; State, Tribal and local governments; nongovernmental and EJ organizations; and, private sector organizations. Private sector organizations include representatives from industry and businesses, and experts in socioeconomic analysis, health and environmental effects, exposure evaluation, environmental law and civil rights; and environmental health science research.

The bill would amend existing law ([42 U.S.C. 7661](#)) to prohibit new or renewed permits from being granted to a major source in an “overburdened census tract.” The definition of “overburdened census tract” would be:

- Has been identified within the National Air Toxics Assessment published by the EPA Administrator as having a greater than 100 in 1,000,000 total cancer risk; or
- Has been determined to have an annual mean concentration of PM_{2.5} of greater than 8 micrograms per cubic meter, as determined over the most recent 3-year period for which data is available.

The EPA Administrator would be required to promulgate regulations to carry out this provision. Further, the EPA Administrator would be required to publish a list of “overburdened census tracts” in the Federal Register not later than 30-days after enactment and update the list on an annual basis.

Additionally, the bill would require that State Plans for Hazardous Waste Disposal ([42 U.S.C. 6926](#)) do not create nor exacerbate disproportionate impacts on EJ communities from exposures to toxins in hazardous waste.

It also would amend the “Emergency Planning and Right-To-Know-Act” ([42 U.S.C. 11004\(b\)](#)) to require specified facilities to hold annual public meetings and within three-days after a release requiring notification.

The EJ Small Grants program and Environmental Justice Collaborative Problem-Solving Cooperative Agreement program would be reauthorized. Each program would be authorized for \$50 million for FY 2022 through FY 2031.

The bill would provide Environmental Justice Community Solid Waste Disposal Technical Assistance grants ([42 U.S.C. 6941](#)) to eligible entities to participate in decisions impacting the health and safety of their communities relating to the permitting or permit renewal of a solid waste disposal facility or hazardous waste facility.

EJ training would be required for federal employees at U.S. EPA and the Departments of Energy and Interior and the National Oceanic and Atmospheric Administration. The bill also would establish an EJ Basic Training program for communities to build capacity and to provide education on environmental issues. A public environmental justice clearinghouse for the U.S. EPA would be established to provide stakeholders access to information.

U.S. EPA would be required to hold biennial public meetings on EJ issues in each region. The meeting notices would be provided to:

- Local religious organizations;
- Civic associations and organizations;
- Business associations of people of color;
- Environmental and environmental justice organizations;
- Homeowners or tenants and neighborhood watch groups;
- Local and Tribal Governments;
- Rural cooperatives;

- Business and trade organizations;
- Community and social service organizations;
- Universities, colleges, and vocational schools;
- Labor organizations;
- Civil rights organizations;
- Senior citizens' groups; and,
- Public health agencies and clinics.

The U.S. EPA Administrator would be required to create a new grant program to build community capacity to address issues relating to EJ and to carry out any activity related to:

- Public health issues at the local level;
- Improving the ability of the environmental justice community to address issues;
- Facilitating collaboration and cooperation among various stakeholders; and,
- Supporting the ability of the environmental justice community to proactively plan and implement just sustainable community development and revitalization initiatives, including countering displacement and gentrification.

Grants could be used to:

- Create or develop collaborative partnerships;
- Educate and provide outreach services to the environmental justice community;
- Identify and implement projects to address environmental or public health concerns; or,
- Develop a comprehensive understanding of environmental or public health issues.

The program would be authorized \$25 million for FY 2022 through 2031. It also would authorize a State grant program for complimentary purposes at \$15 million for FY 2022 through FY 2031. Grants for Tribal governments would be authorized at \$25 million for FY 2022 through FY 2031. Further, a program for Community-based Participatory Research would be established to provide not more than 25 multiyear grants. Research grants could be used to:

- Address issues relating to environmental justice;
- Improve the environment of residents and workers in environmental communities; and,
- Improve the health outcomes of residents and workers in environmental justice communities.

These Community-based Participatory Research grants would be available to an accredited institution of higher education or a community-based organization. This program would be authorized \$10 million for FY 2022 through FY 2031.

The bill would require the EPA to consult with the EJ Advisory Committee to publish a proposal for a protocol for assessing and addressing the cumulative public health risks associated with multiple environmental stressors. Environmental stressors to be assessed would include:

- Impacts associated with global climate change, including extreme heat and/or temperature changes, drought, wildfires, sea level rise, flooding, storms, water and/or food shortage, eco-system disruption, and the spread of infectious diseases;
- Exposure to pollutants, emissions, discharges, waste, chemicals, or other materials subject to federal regulation; and,
- Other environmental factors as determined by the EPA Administrator.

The bill would create a small grant program for climate related activities. Grants would be limited to \$2 million per eligible recipient. The program would be authorized at \$1 billion for FY 2022 through 2031.

The bill would create an Office of Energy Equity within the DOE.

Title VI – Environmental Justice, Subtitle B – Restoring Regulatory Protections

Section 621 - 625. This title focuses on oil, coal ash and other issues. It would amend existing law ([42 U.S.C. 7412\(n\)](#)) to require the EPA Administrator to promulgate a final rule to add hydrogen sulfide to the list of hazardous air pollutants under [Section 112 of the Clean Air Act](#)

This provision would amend existing law (([42 U.S.C. 6921\(b\)](#))) and require the EPA Administrator to promulgate rules related to oil and gas exploration and production wastes.

Title VI – Environmental Justice, Subtitle D – Climate Public Health Protection

Section 641 – 645. The bill expresses the sense of Congress that climate change negatively impacts public health as well as directs the Secretary of Health and Human Services to develop in consultation with relevant federal agencies a National Strategic Action Plan to ensure public health and health care systems are prepared for the impacts of climate change.

Title VI – Environmental Justice, Subtitle E – Public Health Air Quality Infrastructure

Section 651 - 656. This title is the same as the “Public Health Air Quality Act” by Representative Lisa Blunt Rochester. The South Coast AQMD Governing Board adopted a position of WORK WITH AUTHOR on the “Public Health Air Quality Act. Per the Governing Board’s direction, staff are working with the author’s office as well as relevant Committee staff to improve this legislation.

Title VII -- Super Pollutants, Subtitle A – Methane

The bill would establish national goals for reducing methane emissions from oil and natural gas facilities. It also would amend existing law ([42 U.S.C. 7411\(b\)](#)) and ([42 U.S.C. 7411\(d\)](#)) to require the U.S. EPA Administrator to promulgate rules to establish standards for performance, implementation, and enforcement for new sources to prohibit flaring of natural gas. The U.S.

EPA Administrator also would be required to develop regulations for the existing sources to reduce GHGs from routine flaring such that:

- Nationwide flaring is reduced by at least 80-percent below 2017 levels no later than 2025; and,
- Reduce GHGs from routine flaring such that nationwide flaring is reduced 100-percent below 2017 levels no later than 2028.

Flaring for public safety purposes would be exempted from the rules.

The bill would require the Secretary of Energy to create a new Emerging Oil and Natural Gas Greenhouse Gas Emission Reduction Technologies commercialization program to reduce GHGs from the oil and natural gas sector, and to improve existing technologies and practices to reduce emissions. This program would be authorized at \$10 million to remain until expended.

It also would create a grant program to provide States assistance to offset the incremental rate increases paid by lower-income households resulting from the implementation of infrastructure replacement, repair, and maintenance programs that are approved by the rate-setting entity and designed to accelerate the necessary replacement, repair or maintenance of natural gas distribution systems. The program would be authorized at \$250 million for FY 2022 through FY 2031.

The bill would amend existing law ([42 U.S.C. 6971](#)) to require the U.S. EPA Administrator to establish a Composting and Anaerobic Digestion Food Waste-to-Energy Projects grant program for States to construct large-scale composting or anaerobic digestion food waste-to-energy projects. For States to eligible to receive grants, they would be required to:

- Have in effect a plan to limit the quantity of food waste that may be disposed of in landfills in the State;
- A written commitment that the State will comply with the [Food Recovery Hierarchy of the EPA](#); and,
- A written end-product recycling plan that provides for the beneficial use of the material resulting from any anaerobic digestion food waste-to-energy operation.

Title VII – Super Pollutants, Subtitle B – Black Carbon

Section 711 - 712. This provision would require the U.S. EPA in consultation with other federal agencies to submit a report to Congress based on a 2012 report entitled, “[Report to Congress on Black Carbon](#)” and current information including:

- An inventory of the major sources of black carbon emissions in the nation
 - An estimate of the quantity of current and projected future black carbon emissions; and,

- The net climate forcing of such emissions from sources, including consideration of co-emissions of other pollutants.
- Effective and cost-effective control technologies, operations, and strategies for additional domestic black carbon emissions reductions, such as diesel retrofit technologies on existing on-road, off-road, and stationary engines, programs to address residential cookstoves and heating stoves, programs to address forest and agriculture-based burning, and programs to address ports, international shipping, and aviation;
- Potential metrics and approaches for quantifying the climatic effects of black carbon emissions, including the radiative forcing and warming effects of such emissions, that may be used to compare the climate benefits of different mitigation strategies, including an assessment of the uncertainty in such metrics and approaches; and,
- The public health and environmental benefits associated with additional controls for black carbon emissions.
- Recommendations on:
 - The development of additional emissions monitoring techniques, modeling and other areas of study;
 - Areas of focus for additional study of technologies, operations, and strategies with the greatest potential to reduce emissions of black carbon and associated public health, economic, and environmental impacts; and,
 - Actions, that the federal government may take to encourage or require reductions in black carbon emissions.

Not later than one-year after enactment, the U.S. EPA Administrator would be required to either make a finding that regulations have been promulgated adequately to reduce black carbon emissions by 70-percent relative to 2013 levels by 2025; or, develop regulations under the Clean Air Act to meet that goal.

Title VIII – Economy-Wide Policies, Subtitle A – State Climate Plans

The bill would add a new State Climate Plan section to the Clean Air Act([42 U.S.C. 7401](#)) to require States to prepare and submit inventories of carbon dioxide and methane emissions, negative emissions, and sinks to the U.S. EPA. The bill would create deadlines for meeting standards for carbon dioxide and methane corresponding to the 2030s, and 2040s:

- By January 1, 2031 and then by January 1, 2041– reduction levels of carbon dioxide to be set by the EPA Administrator; and,
- By January 1, 2041 – reduction of emissions from methane of at least 95-percent below such State’s calendar year 2012.

The model control strategies would include:

- A climate pollution phaseout control program;
- Performance-based fuels standard;
- Carbon removal control strategies;
- Energy efficiency control programs; and,

- Provisions to adopt and enforces, pursuant to [Clean Air Act Section 177](#), California’s low-emission vehicle and zero-emission vehicle regulations.

•
The bill also would create a “Race to Net-Zero-Grant Program” to be funded by a backstop carbon fee that would be applied to specified sources of emissions in States that do not submit a Climate Plan or Plan revision as required.

Title VIII – Economy-Wide Policies, Subtitle B – Clean Energy and Sustainability Accelerator (Climate Bank)

Section 811. Clean Energy and Sustainability Accelerator. This bill would amend existing law ([Energy Policy Act of 2005](#)) to create a non-profit Clean Energy and Sustainability Accelerator (Accelerator). The Accelerator would provide financing to assist with the deployment of technologies to reduce GHG emissions. The Accelerator would directly finance projects or provide capital to State, Territorial, and local green banks. Qualified projects mean:

- Renewable energy generation including, solar, wind, geothermal, hydropower, ocean and hydrokinetic, and fuel cell;
- Building energy efficiency, fuel switching, and electrification;
- Industrial decarbonization;
- Grid technology such as transmission, distribution, and storage to support clean energy distribution, including smart-grid applications;
- Agriculture and forestry projects that reduce net GHGs;
- Clean transportation including:
 - Battery electric vehicles.
 - Plug-in hybrid vehicles.
 - Hydrogen vehicles.
 - Other zero-emissions fueled vehicles.
 - Related vehicle charging and fueling infrastructure.
- Climate resilient infrastructure;
- Any other key areas identified by the Accelerator Board as consistent with the mandate.

The bill also would authorize the Accelerator to explore establishing a loan program to support schools, metropolitan planning organizations, or nonprofit organizations seeking financing for zero-emissions vehicle fleets and related infrastructure, as well as a program to expedite the transition to zero-emissions electricity generation in the power sector.

The bill would prioritize communities disproportionately affected by the impacts of climate change and 40-percent of the Accelerator investment activity would service disproportionately affected communities.

The Board of Directors for the Accelerator would be composed of seven members including:

- Three members appointed by the President requiring Senate confirmation with no more than two belonging to the same political party; and,
- Four members elected unanimously by the three appointed members and confirmed by the Senate.

The members of the Board would be required to have collective experience in fields of:

- Clean energy, electric utilities, industrial decarbonization, clean transportation, resiliency, and agriculture and forestry practices;
- Climate change science;
- Finance and investments; and
- EJ and matters related to the energy and environmental needs of climate-impacted communities.

No officer or employee of the Federal or any level of government could be appointed or elected as a member of the Board. In addition to the Board, the Accelerator would have a 13-member Advisory Committee.

The Accelerator would be funded initially with \$50 billion and \$10 billion for each of the five succeeding years.

Title VIII – Economy-Wide Policies, Subtitle E – Ensuring Just and Equitable Climate Change

The bill would require that 40-percent of the funds made available through the CLEAN Future Act would be used to support activities that directly benefit EJ communities.

Title IX – Waste Reduction, Subtitle A – Clean Air

Section 901 - 903. The bill would require the U.S. EPA Administrator to temporarily pause the issuance of permits for certain facilities related to:

- Production of plastics or the raw materials used to produce plastics such as ethylene and propylene; or,
- Facilities that repolymerize plastics into chemical feedstocks.

The pause of permits would begin with the enactment of this legislation and end on the date that is the first date on which all regulations required are in effect.

Title IX – Waste Reduction, Subtitle C – Zero-Waste Grants

Section 921 - 927. The bill would provide grants for zero-waste projects including the purchase of zero-emission vehicles for recycling and composting collection. Entities eligible to apply for grants would include:

- A single unit of State, local, or Tribal government;
- One of more units of State, local, or Tribal government in coordination with for profit or nonprofit organizations; or,
- One or more nonprofit organizations.

Title IX – Waste Reduction, Subtitle E – Critical Minerals

Section 941- 948. The bill would establish a DOE competitive grant program for State and local governments to assist in the establishment or enhancement of programs that address the collection, recycling, reprocessing, and proper disposal of batteries. Grants may not be more than 50-percent of the total project cost. U.S. EPA would be required to work with stakeholders to develop best practices for the collection of batteries at the end of useful life. Additionally, DOE and U.S. EPA would be required to develop a voluntary labeling program to improve consumer awareness regarding proper disposal.

Competitive grants for retailers that sell batteries could be utilized to establish, implement, or improve systems for the collection, recycling, and proper disposal of batteries and to service as battery collection points. The collection of batteries would be at no cost to the public who use the system. A Task Force would be set up to develop recommendations on the design of an extended producer responsibility for producers of batteries.

The bill also would establish a Task Force on Wind and Solar Recycling to improve the recovery, recycling, and reuse of key components of wind and solar energy technologies.

DOE would be required to conduct studies on ways to reduce the environmental impacts of critical minerals lifecycle management.

A total of \$35 million would be authorized for each FY 2022 through FY 2031.

Impacts on South Coast AQMD’s Mission, Operations or Initiatives: H.R. 1512, the “CLEAN Future Act of 2021” is a comprehensive bill with programs and policies that could help address federal sources of air pollution; provide funding opportunities for South Coast AQMD either directly or indirectly through the creation of programs to assist residents, especially within EJ communities and businesses; and seek to address workforce transition and labor issues in relation to environmental policy and technological advancements. These types of activities could assist the South Coast AQMD reduce air pollution in the region to meet future NAAQS and reach attainment for ozone and particulate matter.

In particular, H.R. 1512 includes provisions which could complete the 2022 AQMP which includes residential and commercial building efficiencies as well as seeks to reduce emissions from mobile sources to reach attainment.

Staff recommends a WORK WITH AUTHOR position to engage in the legislative process to:

- Add criteria air pollutants in the Titles of the bill that only address GHGs;

- Ensure federal policies and regulations do not over-reach local and State authority;
- Ensure federal government takes responsibility for their assigned sources of air pollution and does not penalize local regions for attainment issues not within their control; and,
- Request adequate levels of funding for any policies and/or grant programs.

The Governing Board previously approved amendments for the “Public Health Air Quality Act” (Blunt Rochester). Staff will continue pursue these amendments in H.R. 1512 with the bill author, our Congressional Delegation, and the Committee process.

Additionally, staff will seek to remove the provision in the EJ Title of the bill that would prohibit new or renewed permits from being granted to a major source in an “overburdened census tract” based on cancer risk or PM2.5 concentrations. While the intent of this provision is inherently positive to reduce the impacts of air pollution on environmental justice communities, it does not consider all sources of emissions, especially mobile sources, nor other potential impacts.

It is essential for South Coast AQMD to actively participate in the development of this bill as it is likely to be combined with the Surface Transportation and Ways and Means bills to form the next Transportation and Infrastructure package.

Recommended Position: WORK WITH AUTHORS

ATTACHMENT 2L

Due to the length of H.R. 1512, a link is provided below to the text of the bill:

[H.R. 1512, “THE CLEAN FUTURE ACT”](#)

<https://energycommerce.house.gov/sites/democrats.energycommerce.house.gov/files/documents/CFA%20Bill%20Text%202021.pdf>

ATTACHMENT 3A



To: South Coast Air Quality Management District
From: Cassidy & Associates
Date: March 23, 2021
Re: March Report

HOUSE/SENATE

The American Rescue Plan has been passed by both the Senate and the House and signed into law by President Biden. Eligible individuals will receive a \$1,400 economic impact payment, and eligible married couples will receive \$2,800 plus \$1,400 for each dependent. Economic impact payments have already started being disbursed.

The American Rescue Plan provides \$350 billion dollars in emergency funding for state, local, territorial, and Tribal governments. This includes:

- \$195 billion for states (a minimum of \$500 million for each State);
- \$130 billion for local governments (a minimum of \$1.25 billion per state is provided by the statute inclusive of the amounts allocated to local governments within the state);
- \$20 billion for tribal governments; and
- \$4.5 billion for territories.

The American Rescue Plan also provides \$10 billion for states, territories, and Tribes to cover the costs of capital infrastructure projects, like broadband infrastructure. The Capital Projects Fund addresses infrastructure shortcomings and challenges that have been laid bare by the pandemic. Also included in the American Rescue Plan is \$10 billion for the Homeowner Assistance Fund, \$21.6 billion for Emergency Rental Assistant, \$10 billion for the State Small Business Credit Initiative, extends the Employee Retention Credit and Paid Leave Credit Programs, and unemployment benefits.

The House is not in session this week, they will focus on committee work. The Senate is in session this week but will be out for recess for two weeks March 29.

Last week, the House GOP adopted a resolution lifting their conference-wide ban on earmarks. GOP members must publicly disclose their earmark requests when submitted and affirm that neither the lawmaker nor immediate family members have a financial interest in such projects. They must also provide a written explanation of their request.

New Reforms:

In addition to adhering to the House Rules (House Rules XXI and XXIII), the House Appropriations Committee is enforcing a series of important reforms to guarantee that Community Project Funding is dedicated to genuine need and not subject to abuse. These include:

Public Transparency and Accountability

- **All Requests Online:** Members are required to post every Community Project Funding request online simultaneously with their submission to the Committee. The website must be searchable. The House Appropriations Committee will establish an online “one-stop” link to all House Members’ project requests.
- **Early Public Disclosure:** To facilitate public scrutiny of Community Project Funding, the Committee will release a list of projects funded the same day as the Subcommittee markup, or 24 hours before full committee consideration if there was no Subcommittee markup.
- **No Financial Interest:** Members must certify to the Committee that they, their spouse, and their immediate family have no financial interest in the projects they request. This is an expansion beyond the underlying requirements in House Rules in order to cover immediate families of Members.

Limited Approach

- **Ban on For-Profit Recipients:** There is a ban on directing Community Project Funding to for-profit grantees. Members may request funding for State or local governmental grantees and for eligible non-profits.
- **Cap on Overall Funding:** The Committee will limit Community Project Funding to no more than 1 percent of discretionary spending, a recommendation of the bipartisan House Select Committee on the Modernization of Congress.
- **Member Requests Capped:** The Committee will accept a maximum of 10 community project requests from each member, though only a handful may actually be funded.

Rigorous Vetting

- **Mandatory Audit:** The Committee will require the Government Accountability Office to audit a sample of enacted community project funding and report its findings to Congress.

Community Support

- **Demonstrations of Community Engagement:** Members must provide evidence of community support that were compelling factors in their decision to select the

requested projects. This policy was recommended by the bipartisan House Select Committee on the Modernization of Congress.

Existing Standards

These reforms build on the requirements for accountability and transparency that are part of Rule XXI, clause 9 and Rule XXIII, clauses 16 and 17 of the Rules of the House. Those existing rules require the following:

- **No Member Financial Interest:** The rules forbid any Member from pursuing Community Project Funding to further his or her financial interest, or that of his or her spouse. Each Member requesting Community Project Funding must certify in writing that there is no such interest and make that certification available to the public. As noted above, the new Committee reforms will expand this requirement beyond existing House rules.
- **Request in Writing:** Any Member requesting Community Project Funding must do so in writing, including the Member's name, the name and location of the intended recipient, and the purpose of the spending item.
- **Committee Consideration:** When reporting legislation containing Community Project Funding, the Committee is required to identify each item (including the name of each Member requesting the item) in the corresponding committee report or joint explanatory statement and make it publicly available online in a searchable format.
- **Disclosure Before Floor Consideration:** The rules prohibit a vote on a bill or a vote on adoption of a conference report unless the chair of the committee certifies that a complete list of Community Project Funding has been publicly available for at least 48 hours.
- **Point of Order Against New Projects in Conference Reports:** A point of order may be raised against a provision of the conference report if it includes Community Project Funding that was not included in either the House or Senate bills.

Nominations: Michael S. Regan was sworn in as the 16th EPA Administrator on March 11. On his first day, Administrator Regan committed to working closely with and supporting EPA's careers staff. In one of his first public appearances, Administrator Regan reaffirmed the Agency's commitment to working collaboratively with the states and extended the formal Memorandum of Agreement reaffirming the partnership between EPA, the Environmental Council of the States, and the Association of State and Territorial Health Officials to advance cooperative initiatives in pursuit of environmental health.

Cabinet nominees include:

- Vice President: Kamala Harris
- Secretary of State: Antony Blinken (Confirmed)
- Treasury: Janet Yellen (Confirmed)
- Defense: Lloyd Austin (Confirmed)
- Attorney General: Merrick Garland (Confirmed)
- Homeland Security: Alejandro Mayorkas (Confirmed)
- Veterans Affairs: Denis McDonough (Confirmed)

- Health and Human Services: Xavier Becerra (Confirmed)
- Energy: Jennifer Granholm (Confirmed)
- Interior: Deb Haaland (Confirmed)
- Transportation: Pete Buttigieg (Confirmed)
- Commerce: Gina Raimondo (Confirmed)
- Labor: Marty Walsh (Confirmed)
- Agriculture: Tom Vilsack (Confirmed)
- Housing & Urban Dev: Marcia Fudge (Confirmed)
- Education: Miguel Cardona (Confirmed)

Cabinet-level officials

- White House Chief of Staff: Ron Klain
- White House OMB Director: not named
- Office of Science & Tech Policy Director: Eric Lander
- EPA Administrator: Michael Regan (Confirmed)
- Director of National Intelligence: Avril Haines (Confirmed)
- USTR: Katherine Tai (Confirmed)
- SBA Administrator: Isabel Guzman (Confirmed)
- Ambassador to the UN: Linda Thomas-Greenfield (Confirmed)
- Special Presidential Envoy for Climate: John Kerry

Cassidy and Associates support in March:

- Cassidy and Associates has supported SCAQMD staff in tracking legislation related to SCAQMD legislative priorities. Specifically, we are monitoring and reporting on hearings related to infrastructure. Currently all House Committees are holding hearings on legislation to address infrastructure needs. As reported to the Legislative Committee in the March meeting, the House Clean Futures Act includes four provisions that are SCAQMD priorities.
- We also are continuing to monitor incentives for clean and zero emission vehicles. As transportation infrastructure bills move through the House and Senate we will make every effort to remind staff and Members that standards for heavy-duty vehicles should be performance-based and fuel neutral.
- Cassidy also continues to monitor Presidential nominations and appointments. We are eager to create opportunities for SCAQMD leadership to meet with EPA leadership.

AGENCY RESOURCES

USA.gov is cataloging all U.S. government activities related to coronavirus. From actions on health and safety to travel, immigration, and transportation to education, find pertinent actions [here](#). Each Federal Agency has also established a dedicated coronavirus website, where you can find important information and guidance. They include: Health and Human Services ([HHS](#)), Centers of Medicare and Medicaid ([CMS](#)), Food and Drug Administration ([FDA](#)), Department of Education ([DoED](#)), Department of Agriculture ([USDA](#)), Small Business Administration ([SBA](#)), Department of Labor ([DOL](#)), Department of Homeland Security ([DHS](#)), Department of State ([DOS](#)), Department of Veterans Affairs ([VA](#)), Environmental Protection Agency ([EPA](#)), Department of the Interior ([DOI](#)), Department of Energy ([DOE](#)), Department of Commerce ([DOC](#)), Department of Justice ([DOJ](#)), Department of Housing and Urban Development ([HUD](#)), Department of the Treasury ([USDT](#)), Office of the Director of National Intelligence ([ODNI](#)), and U.S. Election Assistance Commission ([EAC](#)).

Helpful Agency Contact Information:

U.S. Department of Health and Human Services – Darcie Johnston (Office – 202-853-0582 / Cell – 202-690-1058 / Email – darcie.johnston@hhs.gov)

U.S. Department of Homeland Security – Cherie Short (Office – 202-441-3103 / Cell – 202-893-2941 / Email – Cherie.short@hq.dhs.gov)

U.S. Department of State – Bill Killion (Office – 202-647-7595 / Cell – 202-294-2605 / Email – killionw@state.gov)

U.S. Department of Transportation – Sean Poole (Office – 202-597-5109 / Cell – 202-366-3132 / Email – sean.poole@dot.gov)

ATTACHMENT 3B

KADESH & ASSOCIATES

South Coast AQMD Report for the April 2021
Legislative Meeting covering March 2021
Kadesh & Associates

March:

The American Rescue Plan (ARP) has been signed into law. This is the \$1.9 trillion COVID response bill that includes the state and local government accounts (including a provision allowing funds to be transferred to special purpose units of government), as well as the grants for environmental justice and for activities authorized in §103 and §105 of the Clean Air Act. While implementation of this new law is underway, and vaccine rollout ramps up, infrastructure will likely be the next big push from the Biden administration. The size and scope of that effort is not set, and there remain several possible paths to enact an infrastructure bill. We would not be surprised if additional details for the Biden infrastructure plan coincide with budget information being released. We are still anticipating not receiving the full FY22 budget request until early May, but we expect to see the “skinny budget” with topline numbers next week.

The current surface transportation bill expires on September 30. Chairman DeFazio has started the bill drafting process this year and is soliciting earmark requests from his members. He has released guidance and set April 14 as the deadline for member submissions. Many members will have their own internal deadlines coming up. The House is expected to draw heavily from last year’s Moving Forward Act in crafting its new bill, which we understand Chairman DeFazio intends to markup in May. On the Senate side, Chairman Carper is in the process of soliciting input from members for portions of the bill under the EPW jurisdiction (highways) and has set Memorial Day as his target for introduction of a bill. Senate Banking (transit) and Commerce (rail) have not made similar announcements.

The House has already announced its plans for appropriations earmarks, including guidance on which accounts are eligible for earmarks, and the Republican Conference has now agreed to participate. Many members have already set their internal deadlines for earmark requests and the full committee has set an April deadline for member requests under the “Community Project Funding” initiative. We understand Senate Appropriations leaders Leahy and Shelby have reached an earmark agreement, supported by leadership on both sides, but a sizeable component of Senate Republicans are opposed to the plan. Until that impasse is resolved, Senate earmarks will continue to be moving target.

The House Energy & Commerce Committee has begun to consider its sweeping climate bill, the CLEAN Future Act, which includes numerous provisions of interest, including funding to reduce air pollution at ports and in nearby communities, and vehicle emission policy and funding. Rep. Barragán participated in a recent committee hearing on the bill’s impact on industrial sector pollution where she pursued questions about environmental justice and the impact of pollution in communities.

KADESH & ASSOCIATES

Kadesh & Associates Activity Summary-

- Continue to work with South Coast AQMD staff to prioritize and submit timely funding requests to members of Congress;
- Continue outreach to the California congressional delegation, including introductions and a presentation on our key issues to new offices;
- Building support for legislative priorities such as the Clean Corridors Act and the Climate Smart Ports Act.

Contacts:

Contacts included staff and House Members throughout the CA delegation, especially the authors of priority legislation, new members of the South Coast House delegation, and members of key committees. We have also been in touch with administration staff.

###

ATTACHMENT 3C



To: South Coast AQMD Legislative Committee

From: Carmen Group

Date: March 25, 2021

Re: Federal Update -- Executive Branch

Update on Status of Cabinet Appointments

<u>The Cabinet</u>		<u>Senate Vote</u>
Vice President	Kamala Harris	N/A
Secretary of State	Antony Blinken	78-22
Secretary of the Treasury	Janet Yellen	84-15
Secretary of Defense	Lloyd Austin	93-2
Attorney General	Merrick Garland	70-30
Secretary of the Interior	Deb Haaland	51-40
Secretary of Agriculture	Tom Vilsack	92-7
Secretary of Commerce	Gina Marie Raimondo	84-15
Secretary of Labor	Marty Walsh	68-29
Secretary of HHS	Xavier Becerra	50-49
Secretary of HUD	Marcia Fudge	66-34
Secretary of Transportation	Pete Buttigieg	86-13
Secretary of Energy	Jennifer Granholm	64-35
Secretary of Education	Miguel Cardona	64-33
Secretary of VA	Denis McDonough	87-7
Secretary of DHS	Alejandro Mayorkas	56-43
Administrator of the EPA	Michael Regan	66-34
Director of OMB	Neera Tanden <i>(Withdrawn)</i>	
Director of DNI	Avril Haines	84-10
US Trade Representative	Katherine Tai	98-0
US Ambassador to the UN	Linda Thomas-Greenfield	78-20
Chair of Economic Advisors	Cecelia Rouse	95-4
Administrator of the SBA	Isabel Guzman	81-17
Presidential Science Advisor	Eric Lander	N/A
Chief of Staff	Ron Klain	N/A

Other Notable Appointments

Todd Kim, *DOJ Asst. AG, Environment & Natural Resources Division*
(Former DOE, DOJ; DC Solicitor General; J.D., Harvard Law)

Jose W. Fernandez, *Undersec. of State for Eco. Growth, Energy & Environment*
(Former Asst. Sec. of State; Partner for Inner City Education in NY)

Dilawar Syed, *Deputy Administrator, Small Business Administration*
(Pres., Lumina, Freshworks; Ch., CA Entrepreneurship Task Force)

Proven Process. Proven Results.™

Update on the Emerging “Infrastructure” Maze: In the two short weeks since the enactment into law of the \$1.9 trillion “COVID Relief and Economic Rescue” bill – marched through Congress without a single Republican vote in either the House or the Senate – there has been a remarkably swift crystallization of the likely path forward for the Administration’s coming push for a massive “Transportation/Infrastructure/Climate Economic Recovery” bill (or bills) with a price tag still undetermined but almost certain to be in the \$3 trillion to \$5 trillion range. In essence, it is now being lined up to follow a similar path as the COVID bill: Debated, constructed and cobbled together by Democrats alone, and then muscled through to final passage with no Republican support, either through the “reconciliation” process, a changing of the rules on “reconciliation,” and/or by the watering down or outright elimination of the Senate filibuster—all of which is now not only “on the table,” but also increasingly clearly the preferred path of House and Senate Democratic leaders.

This is arguably not good for the country (or for the Congress) for many reasons, but it is what is in terms of the current political and legislative reality – stemming in no small measure as it does from the unprecedentedly bitter partisan strife stretching from the November presidential election, to the Jan 5th Senate elections in Georgia, to the Jan 6th Capitol riot, to the inaugural aspirations of “unity,” to the President’s over 50 one-sided executive orders and actions, to the February impeachment trial, and to the quick dismissal of Republican overtures for compromise on the COVID bill. And, added to that -- almost strangely -- is the apparent “bipartisan” return of congressionally directed earmarks!

For SCAQMD, no doubt this extraordinary state of affairs presents an enormous opportunity for the inclusion of more of our federal legislative agenda than was previously thought possible, including emissions reductions measures, zero-emission vehicle incentives, needed regulatory measures, corridor and port infrastructure projects, environmental justice projects, and more.... and the promise of significant funding to go with it. Now is the time for intense advocacy efforts on every front.

Soon by early April, the President’s budget will be out, along with a firmer outline of what the infrastructure bill or bills will look like, most likely coupled with major tax increases larger than anything that has been contemplated since the early Clinton administration in 1993.

Federal Agency Roundup: Meanwhile here is a summary of activity items of interest from key federal agencies:

Environmental Protection Agency

EPA Announces Funds for Environmental Justice Grants: In March, the EPA announced the availability of grant funding under two environmental justice programs. This includes \$3.2 million available under The Environmental Justice Collaborative Problem-Solving (EJCPS) Cooperative Agreement Program where EPA anticipates awarding two agreements of \$160,000 each within each of the 10 EPA Regions; and \$2.8 million available under The Environmental Justice Small Grants (EJSG) Program, where EPA anticipates making five grant awards per EPA region of up to \$50,000 per award.

The EJSG program also includes the EPA's Ports Initiative program which anticipates funding up to six additional projects that address clean air issues at coastal and inland ports or rail yards. Applications are due by May 7, 2021.

EPA Selects Organizations to Receive Brownfields Job Training Grants: In March, EPA selected 18 organization across the country to receive a total of \$3.3 million in grants to train a total of 900 individuals under the agency's Environmental Workforce Development and Job Training (EWDJT) Program. These grants provide funding to organizations that are working to create a skilled workforce in communities where EPA brownfields assessments and cleanups are taking place and encourage the hiring of individuals residing in and around brownfields areas. One of the award recipients was located in California: The Kern County Builders Exchange in Bakersfield.

EPA Administrator Reaffirms State-Federal Partnership Agreement: In one of his first public appearances as EPA Administrator, Michael Regan delivered the keynote address to the Environmental Council of the States (ECOS) at its virtual Spring Meeting in March. In it, he highlighted the extension of a formal Memorandum of Agreement (MOA) between the EPA, ECOS and the Association of State and Territorial Health Officials (ASTHO) to advance cooperative initiatives in pursuit of environmental health.

EPA Seeks Nominations for Its Local Government Advisory Committee: In March, EPA announced a solicitation for this year's nominations to serve on its Local Government Advisory Committee (LGAC). The agency is also accepting nominations for LGAC's Small Communities Advisory Subcommittee (SACS). Members of these will provide advice and recommendations on a range of issues including: Ensuring access to clean air and water; reducing greenhouse gas emissions; and advancing environmental justice. Candidates must be elected or appointed officials representing local, state, tribal or territorial governments. Nominations should be submitted by April 16, 2021.

EPA Reboots Climate Change Website: The new administration reports that for the first time in four years, the EPA has a website dedicated entirely to climate change information: <https://www.epa.gov/climate-change>

Department of Transportation

FHWA Awards Grants to Explore New Highway Funding Methods: In March, the Federal Highway Administration (FHWA) awarded a total of \$18.7 million for eight projects under the annual Surface Transportation Systems Funding Alternatives (STSFA) program created by the FAST Act in 2016. The goal of the program is to test within specific states possible user-based funding methods for highways and bridges to help find new ways to provide long-term support for the Highway Trust Fund. One of the eight projects selected will be based in California: Caltrans received \$2,150,000 for the Road Charge Pilots Program which will test the viability of current global positioning system technology to determine which roads are part of a public network and may be subject to a fee.

USDOT Launches “Mask Up” Campaign: The U.S. Department of Transportation in March announced an effort aimed at educating travelers and transportation providers on their responsibility to comply with wearing a mask when traveling. The “Mask Up” campaign is a joint effort by the Federal Aviation, Motor Carrier Safety, Railroad and Transit Administrations across all forms of transportation, including on buses, trains, airplanes and ferries and while at all transportation hubs. “There is a national requirement to wear a mask while traveling...and failure to comply with the requirement can result in civil penalties.”

US-Canada Transportation Departments Issue Joint Statement on Climate Change:

On February 25, Transportation Secretary Buttigieg and his Canadian counterpart issued a Joint Statement on the “Nexus Between Transportation and Climate Change.” Here is an excerpt from the statement that focuses on achieving emissions reductions in the transportation sector:

On roads, together with other federal departments and agencies, we aim toward a zero-emission vehicle future through ambitious vehicle standards to improve fuel efficiency and reduce greenhouse gases from light-duty and heavy-duty vehicles. We intend to work together to help accelerate the achievement of 100% zero-emission vehicle sales for light-duty vehicles and increase the supply of and demand for zero-emission medium- and heavy-duty vehicles. We plan to explore best practices on how to help incentivize the installation of electric charging stations, and refueling stations for clean fuels, including through the ongoing coordination of electric and alternative fuel corridors and the alignment of technical codes, standards and regulations, to enable the seamless transportation of people and goods. We also plan to work collaboratively on new innovative solutions to decrease emissions and to advance the use of cleaner fuels in rail transportation.

Department of Energy (Notable Appointment)

Karen Skelton, Senior Advisor, Office of the Secretary

(CA Gov. Brown Climate; Clinton Admin; UCLA, UC Berkeley Law)

DOE Announces Funds Available to Small Businesses for Clean Energy R&D: The Department of Energy announced in March that it was making \$115 million available for small businesses pursuing clean energy research and development projects. The projects range from grid modernization and carbon removal to renewable energy and energy storage. The funding is administered by DOE’s Small Business Innovation Research (SBIR) and Small Business Technology Transfer (STTR) programs, which were established to encourage participation of diverse communities in technological innovation, as well as to increase technology transfer between research institutions and small businesses. Applications are due by April 20, 2021.

DOE Announces Additional Funds Available for Direct Air Capture: The Department of Energy announced in March that it was making \$24 million available for research into technology that captures carbon emissions directly from the air, replicating the way plants and trees absorb carbon dioxide (CO₂). These funds are made available through DOE’s Office of Science, complimenting recent similar announced research efforts funded through of the Office of Energy Efficiency and Renewable Energy and the Office of Fossil Energy. Applications are due by May 18, 2021.

DOE Announces Project Awards to Develop Clean Hydrogen Technologies: The Department of Energy's Office of Fossil energy announced in March the award of \$2 million to four research projects aimed at advancing clean hydrogen development through the process of co-gasification, an alternative to using natural gas as the main source of hydrogen production. The process blends waste from biomass, plastic, and coal feedstocks with oxygen and steam under high pressures and temperatures. When combined with carbon capture and storage, this process may lead to net-negative emissions. One of the four \$500,000 projects selected is based in California: Electric Power Research Institute, Inc. in Palo Alto.

The White House (Notable Appointments)

Philip Giudice, *Sp. Asst. to the President for Climate Policy*

(MA Dept of Energy; Ch., Nat. Assoc. State Energy Officials)

Samantha Silverberg, *Sp. Asst. to the Pres. for Transportation & Infrastructure*

(MA Bay Transportation Authority; M.A., Harvard Kennedy School)

Tim Wu, *Sp. Asst. to the President for Technology and Competition Policy*

(Prof., Columbia Law; Counsel, NY AG; Former FTC, Justice Breyer)

Climate Agenda: Over the last month, White House National Climate Advisor Gina McCarthy played a lead role in convening and presiding over a series of virtual meetings with key players in and out of government focused on the Administration's broad climate agenda and how it factors into the workings of federal agencies and the drive toward potential new infrastructure and climate-related legislation. These meetings included the following:

- Second Meeting of the National Climate Task Force (March 18)
- First Meeting of the Interagency Working Group on Coal and Power Plant Communities and Economic Revitalization (Feb. 26)
- Automakers and Labor Leaders (Feb. 24)
- Electric Vehicle Charging Infrastructure Leaders (March 2)
- Climate Finance Leaders (March 9)
- Oil and Gas Company Leaders (March 22)

Outreach: Contacts included representatives of key business groups, including Cummins, Inc, Achates Power, the Alliance for Vehicle Efficiency, the Highway Users Alliance and the American Association of State Highway and Transportation Officials (AASHTO) on transportation and infrastructure legislation and on incentives for cleaner trucks and electric vehicles; the offices of Sen. James Inhofe, Rep. Sam Graves, the Senate Environment & Public Works Committee and the House Transportation and Infrastructure Committee on transportation, infrastructure and climate legislation.

###



CALIFORNIA ADVISORS, LLC

South Coast AQMD Report
California Advisors, LLC
April 9, 2021 Legislative Committee Hearing

General Update

In Sacramento, the legislative agenda for this year's session is starting to become clear as hundreds of "spot bills" have been amended with substantive language. Policy committees have already begun to meet and begin deliberations on these bills. One note is that last year the Legislature only had enough time for each bill to be heard in one policy committee. However, this year we are already seeing bills be double referred to two policy committees. The Legislature will begin its week-long spring recess starting on March 25th. When they return to the Capitol, the bulk of their policy committee hearings will be done in April.

The Legislature has been steadily working through policy and budget committees. On March 24th, Governor Gavin Newsom announced he has submitted to the State Legislature the nomination of Assemblymember Rob Bonta (D-Alameda) as the next California Attorney General. Bonta will fill the seat vacated by Xavier Becerra, who was recently sworn in as Secretary of the U.S. Department of Health and Human Services. The Assembly and the Senate now have 90 days to confirm him as Attorney General. Speaker Anthony Rendon has already stated that he will support this confirmation and Senate Pro Tem Toni Atkins has made similar supportive comments of Bonta's nomination.

Bonta will be the first Filipino American to serve as Attorney General. During his time in the Assembly, he has fought for major reforms that reversed long standing injustices. One of the issues highlighted in his announcement was the work he has done as a leader in the fight against climate change and how he has ensured every community equitably benefits from the state's green economy.

If he is confirmed by the Legislature, his 18th Assembly District seat will be vacated. This will start the clock on what could be the fourth scheduled special election since last November. The Governor just announced that the special election in the 54th Assembly District, which was most recently held by now-Senator Sydney Kamlager, will take place on May 18, 2021.

Budget

The Governor announced that California continues its strong economic recovery. General Fund revenues are running \$14.3 billion above January's revenue forecast, with receipts for February exceeding the month's projection by \$3.8 billion. The bulk of these revenue gains can be attributed to lower refunds caused by the later enactment of the \$600 one-time Golden State

Stimulus than expected in the budget, as well as fewer-than-expected state tax refunds due to the delayed federal and state tax filing season.

While the budget continues to improve, the pressure on the budget committees will continue to increase as calls to spend these additional revenues will grow louder through the year. The next milestone in the budget process will come when the Governor provides his May Revise and adjusts his budget proposal. The way this year has started, it looks like an increase in state spending will be expected.

ATTACHMENT 4B



Joe A. Gonsalves & Son

Anthony D. Gonsalves

Jason A. Gonsalves

Paul A. Gonsalves

PROFESSIONAL LEGISLATIVE REPRESENTATION

925 L ST. • SUITE 250 • SACRAMENTO, CA 95814-3766

916 441-0597 • FAX 916 441-5081

Email: gonsalves@gonsalvi.com

TO: South Coast Air Quality Management District

FROM: Anthony, Jason & Paul Gonsalves

SUBJECT: Legislative Update – March 2021

DATE: Thursday, March 25, 2021

The Legislature is scheduled to adjourn for Spring Recess on March 25, 2021 and will return to session on April 5, 2021. Upon return, Committee hearings will ramp up to hear the 2,369 bills (1,560 in the Assembly and 809 in the Senate) introduced this year. We will continue to work with SCAQMD staff to identify bills and amendments that are of interest to the District.

The following will provide you with updates of interest to the District:

RECALL WATCH

Wednesday, March 17, 2021 was the final day for proponents of the recall on Governor Newsom to submit signatures. Proponents turned in over 2 million signatures, well over the required 1.5 million to qualify for the ballot later this year. The validation of those signatures are coming in very strong at 84% being valid. Counties have until April 29, 2021 to finish validating the signatures.

With over 2M signatures gathered at an 84% validation rate, all signs point to the recall qualifying and forcing an election later this year. The timing of the recall is decided by Lieutenant Governor Kounalakis who has 60-80 days after the final certification of signatures to schedule it.

In the meantime, Governor Gavin Newsom has been calling on his allies to defend him. The California Democratic Party invested \$250K against the recall and the Governor raised over \$538K within the first 48-hours of launching his campaign. One major

advantage the Governor has over his opponents is he has no campaign contribution limits since he is the incumbent. His opponents are limited to \$32,400 per donor.

The latest poll shows voters are split on the recall, with 42% who would vote to keep Newsom and 38% who would vote him out. 66% of Democrats would keep him and 86% of Republicans would vote to recall him.

ATTORNEY GENERAL

On March 24, 2021, Governor Newsom announced that he will submit to the State Legislature the nomination of Alameda Assemblymember Rob Bonta as the next California Attorney General, filling the seat vacated by Xavier Becerra who was recently sworn in as Secretary of the U.S. Department of Health and Human Services. The nomination is subject to confirmation by the California State Assembly and Senate within 90 days.

Bonta will become the first Filipino American to serve as California Attorney General. Throughout his career in public service, Assemblymember Bonta has taken on big fights to reverse historic injustice. He has been a leader in the fight to reform California's justice system and stand up to the forces of hate.

Assemblymember Rob Bonta was elected to the California State Assembly's 18th District in 2012 where he represents the cities of Oakland, Alameda and San Leandro. He became the first Filipino American state legislator in California's then 160-plus-year history.

Governor Newsom made the announcement at the historic International Hotel in San Francisco, a site where Asian and Pacific Islander Californians famously rallied in 1977 to save homes of elderly residents and preserve their community. The protests helped fuel a rise in AAPI political activism. Bonta's mother, who helped organize the protest at the International Hotel, was on hand today to witness the Governor making his selection.

CALIFORNIA'S FISCAL OUTLOOK

On March 22, 2021, Governor Gavin Newsom announced that General Fund revenues are running \$14.3 billion above January's revenue forecast, with receipts for February exceeding the month's projections by \$3.8 billion.

Nearly 60% of February's gain can be attributed to timing: lower refunds caused by later enactment of the \$600 one-time Golden State Stimulus than expected in the budget, as well as fewer-than-expected state tax refunds tied to a delayed federal start to the tax filing season.

The Governor's 2021-22 State Budget proposal aims to provide funding for immediate COVID-19 response and relief efforts where Californians need it most while making investments for an equitable and broad-based economic recovery. It advances direct cash supports of \$600 to millions of Californians through the Golden State Stimulus, extends new protections and funding to help keep people in their homes and invests in relief grants for small businesses. The Budget intensifies the Governor's commitment to equity in and for our schools, reflected by the highest levels of school funding in California's history.

The Budget reflects \$34 billion in budget reserves and discretionary surplus revenues that include: \$15.6 billion in the Proposition 2 Budget Stabilization Account (Rainy Day Fund) for fiscal emergencies; \$3 billion in the Public School System Stabilization Account; an estimated \$2.9 billion in the state's operating reserve; and \$450 million in the Safety Net Reserve. The state began the year with an operating surplus of \$15 billion.

The Budget continues progress in paying down the state's retirement liabilities and reflects \$3 billion in additional payments required by Proposition 2 in 2021-22 and nearly \$6.5 billion over the next three years. In addition, the improved revenue picture allows the state to delay \$2 billion in scheduled program suspensions for one year.

SPECIAL ELECTION: 54TH ASSEMBLY DISTRICT

On March 12, 2021, Governor Newsom announced the special election to fill the 54th Assembly District seat. Former Assemblymember, and now Senator, Sydney Kamlager Dove won the seat that was vacated by Senator Holly Mitchell who is now a Los Angeles County Supervisor.

Governor Newsom issued a proclamation calling for a primary election for May 18, 2021. If no candidate wins 50% plus one of the vote during that election, a special election for the top two vote-getters will be held on July 20, 2021.

Now that the election has been called, the period for candidates to file has begun. Candidates had until March 24 to file their declaration of candidacy. The field consist of 5 Democrats and one No Party Preference.

PATH TO 100% CLEAN ENERGY

On March 15, 2021, the California Energy Commission (CEC), California Public Utilities Commission (CPUC) and California Air Resources Board (CARB) released the first joint agency report and a summary document examining how the state's electricity system can become carbon free by 2045.

The report is the initial analysis called for in Senate Bill 100 (SB 100, De León, Chapter 312, Statutes of 2018), the state's landmark policy requiring that renewable and zero-carbon energy resources supply 100% of electric retail sales to customers by 2045. The

bill was signed into law in 2018 and calls for these resources to replace fossil fuels for generating electricity in the state.

The 178-page report finds that the goals of SB 100 can be achieved in different ways, but reaching them will require significant investments in new and existing technologies and an increased, sustained build-out of clean energy projects to bring new resources on-line. The report modeled various scenarios to examine sample paths to carbon-free energy. It will be followed with additional analyses of energy reliability and evolving conditions.

Highlights from the report include the following:

- To reach the 2045 target while electrifying other sectors to meet the state's economywide climate goals, California will need to roughly triple its current electricity grid capacity.
- California will need to sustain its expansion of clean electricity generation capacity at a record-breaking rate for the next 25 years. On average, the state may need to build up to 6 gigawatts (GW) of new renewable and storage resources annually.
- In addition to social benefits such as less air pollution and improved public health, transitioning to a carbon-free electric system will also create thousands of jobs such as manufacturing and installing wind turbines and solar panels and developing new clean energy technologies.
- Modeling of the core scenario for achieving 100% clean electricity showed a 6% increase in total annual electricity system costs by 2045, compared to the estimated cost of achieving 60% renewable electricity by 2030.
- Advancements in emerging technologies, increased demand flexibility and cost declines in existing technologies may decrease the total electricity resource requirements and implementation costs. These topics, along with reliability, will be examined more closely in future analyses.
- A clean electricity grid is necessary to achieve economy-wide carbon neutrality. Using clean electricity to power transportation, buildings and industrial operations helps decarbonize these sectors of the economy, which, along with electricity generation, account for 92% of the state's carbon emissions.

California has already made significant progress toward a clean energy future. Due to many efforts that promote renewable energy, energy efficiency and the storage technologies needed to retire fossil fuel resources, the state's electricity mix is already more than 60% carbon free. About 36% of that comes from renewable sources, predominantly wind and solar.

The report was developed using computer modeling and incorporates existing studies; the state's energy, climate, equity and public health priorities; and information gathered through a yearlong series of public workshops throughout the state. Although the report examines the challenges and opportunities for a carbon-free electricity system, the three agencies highlight that it is only a first step in an ongoing effort. The agencies also note that costs, performance and innovations in zero-carbon technologies will change over the next 25 years.

Currently, the CPUC, California Independent System Operator and CEC are implementing actions to prevent electricity shortages and ensure delivery of clean, reliable and affordable energy in response to the August 2020 extreme heat wave. Among the actions are expediting the regulatory and procurement processes to develop additional resources that can be on-line by summer 2021 and ensuring that the generation and storage projects under construction are completed as scheduled.

This year, CARB will also begin the process to update the Assembly Bill 32 Climate Change Scoping Plan, which will assess progress towards reducing GHG emissions 40% below 1990 levels by 2030 and chart the path to carbon neutrality by 2045. The CARB board will consider acting on the scoping plan in late 2022.

LEGISLATIVE DEADLINES

Mar. 25 - April 5 Spring Recess

Apr. 30 Last day for policy committees to meet and report to fiscal committees fiscal bills introduced in their house.

May 7 Last day for policy committees to meet and report to the floor non-fiscal bills introduced in their house.

May 10 - Governor's Budget Revise.

May 14 Last day for policy committees to meet prior to June 7.

May 21 Last day for fiscal committees to meet and report to the floor bills introduced in their house.

June 1-4 Floor session only.

June 4 Last day for each house to pass bills introduced in their house.

June 15 Budget Bill must be passed.

South Coast Air Quality Management District Legislative and Regulatory Update – March 25, 2021

❖ Important Dates

- Mar. 25 – Spring Recess begins upon adjournment of the Legislature.
- Apr. 5 – Legislature reconvenes from Spring Recess.
- Apr. 30 – Last day for policy committees to meet and report to fiscal bills introduced in their house to the Appropriations Committee.
- May 7 – Last day for policy committees to meet and report to non-fiscal bills introduced in their house to the floor.
- May 14 – Last day for policy committees to meet until June 7.
- May 21 – Last day for Appropriations Committees to meet and report to non-fiscal bills introduced in their house to the floor.
- Jun. 1-4 – Floor session only.
- Jun. 4 – Last day for each house to pass bills introduced in that house.
- Jun. 7 – Committee meetings resume.
- Jun. 15 – Budget bill must be passed by midnight.

❖ **RESOLUTE Actions on Behalf of South Coast AQMD.** RESOLUTE partners David Quintana and Jarrell Cook continued their representation of SCAQMD before the State's Legislative and the Executive branch. Selected highlights of our recent advocacy include:

- Submitted position letters on behalf of SCAQMD on AB 96 (O'Donnell) and AB 220 (Voepel); additionally, RESOLUTE maintained a line of communication with the authors' offices to monitor potential amendments and the overall status of the measures.
 - AB 96 is set to be heard in committee on April 5 with potential amendments that are being urged by the Chair, Assemblymember Friedman.
 - AB 220 was heard in Committee but not voted on as the author agreed to take amendments that would narrow it to apply to collector cars more directly.

❖ **Governor Newsom Appoints Rob Bonta as California Attorney General.** Assemblymember Rob Bonta (D-Oakland) [was appointed to the role of California Attorney General by Governor Gavin Newsom](#), filling the seat vacated by Xavier Becerra's appointment as Health and Human Services Secretary for President Biden.

Bonta is the first Filipino-American to hold the office, and his nomination comes after a string of anti-Asian violence. He has indicated that his top priority upon entering office would be to address what he called "our fundamentally broken criminal justice system." Bonta's appointment will trigger a special election for his Assembly seat.

❖ **Sydney Kamlager Wins Special Election for Senate District 30.** Assemblymember Sydney Kamlager (D-Los Angeles) won an easy victory in the race to claim the state senate seat formerly held by L.A. County Supervisor Holly Mitchell.

- ❖ **Legislature Holds a Joint Hearing on CARB Audit.** On March 16, the Joint Legislative Audit Committee, the Assembly Transportation Committee, and the Senate Transportation Committee held a joint hearing following the release of the [February 23 audit of the California Air Resources Board](#).

At the hearing, the auditor, Elaine Howell, emphasized [the conclusions from the audit](#), recommending that CARB improve its programs by (1) measuring the actual GHG benefits of its transportation programs, (2) providing the non-GHG benefits of its programs, and (3) improving its reporting on its programs to the Legislature.

CARB Has Not Done Enough to Demonstrate Its Programs' Effectiveness in Reducing GHG Emissions

For more information, see page 19 of our report.

Multiple factors contribute to CARB's GHG objectives:



CARB Has Not Demonstrated That Its Programs Achieve the Socioeconomic Benefits It Claims

For more information, see page 44 of our report.

CARB'S SOCIOECONOMIC GOALS

- Increase participants' credit scores
- Enable travel outside of communities
- Maximize economic opportunities

METRICS CARB REPORTS



Dollars spent in disadvantaged and low-income communities.


HOWEVER, CARB DOES **NOT** EVALUATE OR REPORT ON

- Successful loan repayment and access to new credit opportunities.
- Greater access to food and health care through increased mobility.
- Improvements in employment status and income due to less expensive, more reliable transportation.

- ❖ **CARB Holds Workshop on Advanced Clean Fleets Regulation.** The California Air Resources Board held two public workshops on its Advanced Clean Fleets Regulation on March 2 and March 4. The sets targets for buying electric vehicles for public fleet owners, private fleet companies, and owners of drayage trucks.

The workshop highlighted the state's challenges in reducing NO_x and PM_{2.5} emissions—especially in the San Joaquin Valley and the South Coast, noting that transportation remains the largest source of greenhouse gases by a significant margin. The workshop noted that action beyond current programs is needed by 2031, while emphasizing that CARB viewed Zero-Emissions vehicles as key to successfully reducing NO_x and GHGs.

Advanced Clean Fleets (ACF) Overview	ACF – Proposal Outline
<ul style="list-style-type: none"> ▪ Initial focus on high priority private fleets, drayage and government ▪ Applies to vehicles with a gross vehicle weight rating >8,500 lbs. ▪ Proposed implementation timeframe from 2023 to 2045 ▪ Contribute to full transition to zero-emissions where feasible ▪ Complement Advanced Clean Trucks sales requirement ▪ Prioritize benefits in disadvantaged communities ▪ First hearing December 2021 	<ul style="list-style-type: none"> ▪ General scope summary ▪ Proposed zero-emission fleet requirements <ul style="list-style-type: none"> • Public fleets* • Drayage trucks • Federal and high priority fleets ▪ Recognition for using zero-emission fleets
 25	 * Excludes federal

General Scope Summary
<ul style="list-style-type: none"> ▪ Fleet vehicles include all of the following <ul style="list-style-type: none"> • Any vehicle with a GVWR above 8,500 lbs. • Off-road yard tractors ▪ Excludes the following <ul style="list-style-type: none"> • Transit vehicles subject to the Innovative Clean Transit regulation • Military tactical vehicles as described in 13 CCR 1905 • Emergency vehicles defined in Vehicle Code Section 165 • Motorhomes for non-commercial private use • School buses
 27

The [full staff presentation](#) details CARB's proposed requirements for public fleets, drayage trucks, private and federal fleets, and the incentives to encourage hiring ZEV fleets. A recording of the workshop is available [here](#).

- ❖ **The National Renewable Energy Laboratory Releases Study to Move Los Angeles to 100% Renewable Energy.** The city of Los Angeles has released [a study](#) by the National Renewable Energy Laboratory that offers a plan to move the city to 98% clean energy within the next decade and 100% by 2035. Among the study's key findings include a recommendation that Los Angeles will need to add 470 to 730 megawatts of solar, wind and batteries every year for the next 25 years on average. The proposal advises to replace all of the city's gas plants with renewable hydrogen fuel.

BOARD MEETING DATE: May 7, 2021

AGENDA NO. 19

REPORT: Mobile Source Committee

SYNOPSIS: The Mobile Source Committee held a meeting remotely on Friday, April 16, 2021. The following is a summary of the meeting.

RECOMMENDED ACTION:
Receive and file.

Dr. William A. Burke, Chair
Mobile Source Committee

SLR:ak

Committee Members

Present: Dr. William A. Burke/Chair
Supervisor Sheila Kuehl/Vice Chair
Supervisor Lisa Bartlett
Mayor Pro Tem Larry McCallon
Supervisor V. Manuel Perez
Mayor Pro Tem Carlos Rodriguez

Absent: None

Call to Order

Chair Burke called the meeting to order at 9:00 a.m.

INFORMATIONAL ITEM:

1. Update on Proposed Rule (PR) 2305 – Warehouse Indirect Source Rule – Warehouse Actions and Investments to Reduce Emissions (WAIRE) Program and PR 316 – Fees for Rule 2305

Ian MacMillan, Assistant Deputy Executive Officer, Planning, Rule Development and Area Sources, presented an update on PR 2305. Dr. Burke asked about the inclusion of air filters in the WAIRE Menu and expressed concern that air filters do

not result in emission reductions. He asked staff to report back on how many schools and daycare centers are near warehouses.

Supervisor Kuehl suggested that the socioeconomic impact assessment should highlight the health benefits described in the executive summary, as it is especially important for county governments. Mayor Pro Tem Rodriguez requested information on the cost-effectiveness of reduction options and how it relates to other regulations. Mr. MacMillan responded that the cost-effectiveness of PR 2305 is similar to CARB mobile source measures, as documented in Table 25 of the staff report. Mayor Pro Tem Rodriguez requested examples at the public hearing using the WAIRE user calculator to show how PR 2305 would impact different sized warehouses in different counties. Supervisor Bartlett echoed the request for real world examples, including providing information prior to the public hearing and thanked staff for adding near zero emission (NZE) yard trucks to PR 2305. She also inquired why the NZE yard trucks do not receive 90 percent of the points of zero emission (ZE) yard trucks. Mr. MacMillan explained that the WAIRE Points are based on emission reductions of NOx, DPM, and the cost to implement the menu item. While NZE yard trucks yield at least 90 percent as much emission reductions as ZE yard trucks, they cost less which is reflected in their resulting points.

Supervisor Perez asked if PR 2305 would result in attaining federal air quality standards. Wayne Natri, Executive Officer, responded that the proposed rule would not on its own result in attainment, but it will contribute to meeting air quality standards by providing near term emission reductions. Supervisor Perez asked that future discussions address additional measures needed to get to attainment. Mayor Pro Tem McCallon appreciated the sunset provision in the most recent draft rule and commented on the difficulty in meeting attainment in the Coachella Valley.

Mayor Pro Tem Rodriguez asked about the potential for warehouse relocations and whether a study was conducted that evaluated the estimated costs in the staff report and socioeconomic assessment. Mr. MacMillan responded that the Board-commissioned study showed that the proposed stringency of the rule would not result in warehouses relocating and that warehousing is growing preferentially faster in our region than nearby areas. Mayor Pro Tem Rodriguez asked for clarification about the legal questions and responses from counsel regarding PR 2305. Barbara Baird, Chief Deputy Counsel responded that a memo had previously been sent to the Board addressing these questions, and that the memo could be made public. Mr. Natri added that the proposed rule is firmly within the authority of South Coast AQMD and that the regulation is not a tax, as supported by ample case evidence.

Supervisor Kuehl referenced a Guardian article on the impact of warehouses to communities, pointing out that the communities near warehouses did the least amount of online shopping and had some of the highest concentration of toxics.

The following commenters provided testimony in support of PR 2305, focusing on poor air quality due to diesel trucks going to warehouses, advocating for a stronger stringency of at least 0.005, immediate action to vote for the warehouse ISR, opposing the sunset provision, calls to meet attainment, and/or encouraging greater emphasis on zero emissions options only: Florence Gharibian and Cynthia Babich (Del Amo Action Committee), Yvonne Martinez, Angie Balderas, and Carlo De La Cruz (Sierra Club), Emily Spokes, Jessica Craven, Amy Francis, and Carolina Forni (NELA Climate Collective), Chris Chavez (Coalition for Clean Air), Regina Hsu (Earthjustice), Sari Fordham and Julie Weatherford (Riverside 350), Steven Jimenez and Karen Jakpor (American Lung Association), Susan St. Louis (Climate Crisis Committee), Janet Bernabe (Center for Community Action and Environmental Justice), Sylvia Betancourt (Long Beach Alliance for Children with Asthma), Roxana Barrera, Kareem Gongora, Michelle Lewis, Sylvester Ani, Claire Bachman, Kenny Allen, James Crisafulli, Elliott Gonzalez, Mallory Warhurst and Jesse Parks.

The following commenters provided testimony in opposition of PR 2305 expressing concerns about the increased costs to industry, concerns about rule revisions, the availability of technology, the ability of warehouses to control trucks, the belief that the mitigation fee is a tax, questioning South Coast AQMD legal authority for the proposed rule, and/or questioning the emission reductions resulting from the proposed rule: Sarah Wiltfong (LA County BizFed), Peter Herzog (NAIOP), and Mike Williams (California Chapter of the International Warehouse Logistics Association).

Additional comments were provided by Vincent Pellecchia (BYD) supporting the warehouse ISR stating that BYD has 80 ZE yard trucks in service at warehouses, railyards, and the ports with more coming. Todd Campbell and Brett Barry (Clean Energy) supported the warehouse ISR but asked for further inclusion of NZE infrastructure and a 90 percent point value for NZE technology relative to ZE technology. Terry Manies (OrangeEV) supported the warehouse ISR but opposed the inclusion of NZE yard trucks stating that ZE yard trucks such as OrangeEVs are proven technology and commercially available. Joe Sullivan (IBEW) supported the warehouse ISR and ZE standards commenting that ZE infrastructure creates skilled and trained careers. Mark Abramowitz supported a strong warehouse ISR but expressed concern over the inclusion of air filter systems. Tammy Yamasaki (SCE) supported the warehouse ISR and ZE technology and offered SCE's assistance to its customers with compliance and preparing sites for electrification.

2. Results of the Multiple Air Toxics Exposure Study V

Dr. Jo Kay Ghosh, Director of Community Air Programs/Health Effects Officer/Planning, Rule Development and Area Sources, presented a summary of MATES V.

Mayor Pro Tem McCallon commented that MATES V is an important study and suggested that the public review period be increased beyond three weeks. Mr. Nastri responded that this was discussed at the recent Technical Advisory Group meeting. Staff had committed to have the report completed before the next fiscal year and any additional time for review would push the Board presentation to August, rather than the June Board meeting. Mr. Nastri explained that if the Board supported an August presentation, the comment period could be extended. Several Board members supported an August Board date and Mr. Nastri responded that the comment period would be extended.

WRITTEN REPORTS:

3. Rule 2202 Activity Report: Rule 2202 Summary Status Report

This item was received and filed.

4. Monthly Report on Environmental Justice Initiatives: CEQA Document Commenting Update

This item was received and filed.

OTHER MATTERS:

5. Other Business

There was no other business.

6. Public Comment Period

There were no public comments.

7. Next Meeting Date

The next regular Mobile Source Committee meeting is scheduled for Friday, May 21, 2021.

Adjournment

The meeting adjourned at 11:04 a.m.

Attachments

1. Attendance Record
2. Rule 2202 Activity Report – Written Report
3. Monthly Report on Environmental Justice Initiatives: CEQA Document Commenting Update – Written Report

ATTACHMENT 1

SOUTH COAST AIR QUALITY MANAGEMENT DISTRICT MOBILE SOURCE COMMITTEE MEETING

Attendance – April 16, 2021

Dr. William A. Burke.....	South Coast AQMD Board Member
Supervisor Lisa Bartlett	South Coast AQMD Board Member
Supervisor Sheila Kuehl.....	South Coast AQMD Board Member
Mayor Pro Tem Larry McCallon.....	South Coast AQMD Board Member
Supervisor V. Manuel Perez.....	South Coast AQMD Board Member
Mayor Pro Tem Carlos Rodriguez.....	South Coast AQMD Board Member
James Dinwiddie.....	Board Consultant (Bartlett)
Matt Holder	Board Consultant (Rodriguez)
Loraine Lundquist.....	Board Consultant (Kuehl)
Debra Mendelsohn.....	Board Consultant (Rutherford)
Kana Miyamoto	Board Consultant (Burke)
Mark Taylor.....	Board Consultant (Rutherford)
Ross Zelen	Board Consultant (Kracov)
Mark Abramowitz.....	Hydrogen Business Council
Kenny Allen,	Public Member
Sylvester Ani	Public Member
Cynthia Babich	Del Amo Action Committee
Clare Bachman	Breathe Southern California
Angie Balderas	Sierra Club
Roxana Barrera.....	Public Member
Brett Barry.....	Clean Energy
Janet Bernabe	Center for Community Action and Environmental Justice
Sylvia Betancourt	Long Beach Alliance for Children with Asthma
Todd Campbell	Clean Energy
Chris Chavez	Coalition for Clean Air
Jessica Craven	NELA Climate Collective
James Crisafulli	Public Member
Carlo De La Cruz.....	Sierra Club
Sari Fordham	Riverside 350
Carolina Forni.....	NELA Climate Collective
Amy Francis	NELA Climate Collective
Alejandro Franco	California Certified Interpreters
Florence Gharibian	Del Amo Action Committee
Kareem Gongora.....	Public Member
Elliott Gonzales	Public Member
Peter Herzog	NAIOP

Regina Hsu	Earthjustice
Karne Jakpor.....	American Lung Association
Steven Jimenez	American Lung Association
Michelle Lewis	Public Member
Terry Manies,	Orange EV
Yvonne Martinez	Watson, Sierra Club
Jessie Parks.....	Public Member
Vincent Pellecchia.	BYD Motors
Emily Spokes.....	NELA Climate Collective
Susan St Louis	Climate Crisis Committee
Joe Sullivan	IBEW
Mallory Warhurst	Public Member
Julie Weatherford.....	350 Riverside
Mike Williams	International Warehouse Logistics Association
Sarah Wiltfong.....	Bizfed
Tammy Yamasaki.....	Southern California Edison
Jason Aspell.....	South Coast AQMD Staff
Barbara Baird	South Coast AQMD Staff
Shah Dabirian	South Coast AQMD Staff
Scott Epstein.....	South Coast AQMD Staff
Jo Kay Ghosh	South Coast AQMD Staff
Bay Gilchrist.....	South Coast AQMD Staff
Carol Gomez.....	South Coast AQMD Staff
De Groeneveld.....	South Coast AQMD Staff
Sheri Hanizavareh.....	South Coast AQMD Staff
Anissa Heard-Johnson	South Coast AQMD Staff
Mark Henninger.....	South Coast AQMD Staff
Kathryn Higgins	South Coast AQMD Staff
Victor Juan	South Coast AQMD Staff
Angela Kim	South Coast AQMD Staff
Sang Mi Lee	South Coast AQMD Staff
Ian MacMillan	South Coast AQMD Staff
Karin Manwaring.....	South Coast AQMD Staff
Matt Miyasato.....	South Coast AQMD Staff
Ron Moskowitz	South Coast AQMD Staff
Wayne Nastri.....	South Coast AQMD Staff
Sarah Rees	South Coast AQMD Staff
Lijin Sun.....	South Coast AQMD Staff
Anthony Tang.....	South Coast AQMD Staff
Dominic Tung.....	South Coast AQMD Staff
Veera Tyagi.....	South Coast AQMD Staff
Jillian Wong	South Coast AQMD Staff
Paul Wright	South Coast AQMD Staff
Victor Yip.....	South Coast AQMD Staff



South Coast Air Quality Management District

21865 Copley Drive, Diamond Bar, CA 91765-4182
(909) 396-2000 • www.aqmd.gov

Rule 2202 Summary Status Report

Activity for January 1, 2021 – March 31, 2021

Employee Commute Reduction Program (ECRP)	
# of Submittals:	109

Emission Reduction Strategies (ERS)	
# of Submittals:	120

Air Quality Investment Program (AQIP) Exclusively		
County	# of Facilities	\$ Amount
Los Angeles	24	\$ 26,870
Orange	1	\$ 3,037
Riverside	0	\$ 0
San Bernardino	0	\$ 0
TOTAL:	25	\$ 29,907

ECRP w/AQIP Combination		
County	# of Facilities	\$ Amount
Los Angeles	0	\$ 0
Orange	0	\$ 0
Riverside	0	\$ 0
San Bernardino	0	\$ 0
TOTAL:	0	\$ 0

Total Active Sites as of March 31, 2021

ECRP (AVR Surveys)			TOTAL Submittals w/Surveys	AQIP	ERS	TOTAL
ECRP ¹	AQIP ²	ERS ³				
503	11	170	684	102	539	1,325
37.96%	0.83%	12.83%	51.62%	7.70%	40.68%	100% ⁴

Total Peak Window Employees as of March 31, 2021

ECRP (AVR Surveys)			TOTAL Submittals w/Surveys	AQIP	ERS	TOTAL
ECRP ¹	AQIP ²	ERS ³				
363,927	2,861	73,375	440,163	14,487	201,191	655,841
55.49%	0.44%	11.19%	67.12%	2.21%	30.67%	100% ⁴

- Notes:**
1. ECRP Compliance Option.
 2. ECRP Offset (combines ECRP w/AQIP). AQIP funds are used to supplement the ECRP AVR survey shortfall.
 3. ERS with Employee Survey to get Trip Reduction credits. Emission/Trip Reduction Strategies are used to supplement the ECRP AVR survey shortfall.
 4. Totals may vary slightly due to rounding.

BOARD MEETING DATE: May 7, 2021

AGENDA NO.

REPORT: Lead Agency Projects and Environmental Documents Received

SYNOPSIS: This report provides a listing of CEQA documents received by the South Coast AQMD between March 1, 2021 and March 31, 2021, and those projects for which the South Coast AQMD is acting as lead agency pursuant to CEQA.

COMMITTEE: Mobile Source, April 16, 2021, Reviewed

RECOMMENDED ACTION:
Receive and file.

Wayne Nastri
Executive Officer

SR:SN:JW:LS:MC

CEQA Document Receipt and Review Logs (Attachments A and B) – Each month, the South Coast AQMD receives numerous CEQA documents from other public agencies on projects that could adversely affect air quality. A listing of all documents received during the reporting period March 1, 2021 to March 31, 2021 is included in Attachment A. A list of active projects for which South Coast AQMD staff is continuing to evaluate or prepare comments for the December reporting period is included as Attachment B. A total of 48 CEQA documents were received during this reporting period and 25 comment letters were sent.

The Intergovernmental Review function, which consists of reviewing and commenting on the adequacy of the air quality analysis in CEQA documents prepared by other lead agencies, is consistent with the Board's 1997 Environmental Justice Guiding Principles and Environmental Justice Initiative #4. As required by the Environmental Justice Program Enhancements for FY 2002-03, approved by the Board in October 2002, each attachment notes proposed projects where the South Coast AQMD has been contacted regarding potential air quality-related environmental justice concerns. The South Coast AQMD has established an internal central contact to receive information on projects with potential air quality-related environmental justice concerns. The public may

contact the South Coast AQMD about projects of concern by the following means: in writing via fax, email, or standard letters; through telephone communication; and as part of oral comments at South Coast AQMD meetings or other meetings where South Coast AQMD staff is present. The attachments also identify, for each project, the dates of the public comment period and the public hearing date, if applicable. Interested parties should rely on the lead agencies themselves for definitive information regarding public comment periods and hearings as these dates are occasionally modified by the lead agency.

At the January 6, 2006 Board meeting, the Board approved the Workplan for the Chairman's Clean Port Initiatives. One action item of the Chairman's Initiatives was to prepare a monthly report describing CEQA documents for projects related to goods movement and to make full use of the process to ensure the air quality impacts of such projects are thoroughly mitigated. In response to describing goods movement, CEQA documents (Attachments A and B) are organized to group projects of interest into the following categories: goods movement projects; schools; landfills and wastewater projects; airports; general land use projects, etc. In response to the mitigation component, guidance information on mitigation measures was compiled into a series of tables relative to: off-road engines; on-road engines; harbor craft; ocean-going vessels; locomotives; fugitive dust; and greenhouse gases. These mitigation measure tables are on the CEQA webpages portion of the South Coast AQMD's website at: <http://www.aqmd.gov/home/regulations/ceqa/air-quality-analysis-handbook/mitigation-measures-and-control-efficiencies>. Staff will continue compiling tables of mitigation measures for other emission sources.

Staff focuses on reviewing and preparing comments for projects: where the South Coast AQMD is a responsible agency; that may have significant adverse regional air quality impacts (e.g. special event centers, landfills, goods movement); that may have localized or toxic air quality impacts (e.g. warehouse and distribution centers); where environmental justice concerns have been raised; and which a lead or responsible agency has specifically requested South Coast AQMD review. If staff provided written comments to the lead agency as noted in the column "Comment Status," there is a link to the "South Coast AQMD Letter" under the Project Description. In addition, if staff testified at a hearing for the proposed project, a notation is provided under the "Comment Status." If there is no notation, then staff did not provide testimony at a hearing for the proposed project.

During the period of March 1, 2021 to March 31, 2021, the South Coast AQMD received 48 CEQA documents. Of the 68 documents listed in Attachments A and B:

- 25 comment letters were sent;
- 20 documents were reviewed, but no comments were made;
- 19 documents are currently under review;
- 0 documents did not require comments (e.g., public notices);
- 0 documents were not reviewed; and
- 4 documents were screened without additional review.

(The above statistics are from March 1, 2021 to March 31, 2021 and may not include the most recent “Comment Status” updates in Attachments A and B.)

Copies of all comment letters sent to lead agencies can be found on the South Coast AQMD’s CEQA webpage at the following internet address:

<http://www.aqmd.gov/home/regulations/ceqa/commenting-agency>.

South Coast AQMD Lead Agency Projects (Attachment C) – Pursuant to CEQA, the South Coast AQMD periodically acts as lead agency for stationary source permit projects. Under CEQA, the lead agency is responsible for determining the type of CEQA document to be prepared if the proposal for action is considered to be a “project” as defined by CEQA. For example, an Environmental Impact Report (EIR) is prepared when the South Coast AQMD, as lead agency, finds substantial evidence that the project may have significant adverse effects on the environment. Similarly, a Negative Declaration (ND) or Mitigated Negative Declaration (MND) may be prepared if the South Coast AQMD determines that the project will not generate significant adverse environmental impacts, or the impacts can be mitigated to less than significance. The ND and MND are written statements describing the reasons why projects will not have a significant adverse effect on the environment and, therefore, do not require the preparation of an EIR.

Attachment C to this report summarizes the active projects for which the South Coast AQMD is lead agency and is currently preparing or has prepared environmental documentation. As noted in Attachment C, the South Coast AQMD continued working on the CEQA documents for three active projects during March.

Attachments

- A. Incoming CEQA Documents Log
- B. Ongoing Active Projects for Which South Coast AQMD Has or Will Conduct a CEQA Review
- C. Active South Coast AQMD Lead Agency Projects

DRAFT

ATTACHMENT A*
INCOMING CEQA DOCUMENTS LOG
March 1, 2021 to March 31, 2021

SOUTH COAST AQMD LOG-IN NUMBER PROJECT TITLE	PROJECT DESCRIPTION	TYPE OF DOC.	LEAD AGENCY	COMMENT STATUS
Warehouse & Distribution Centers LAC210302-02 Impex Fitness Expansion Project	The project consists of demolition of 18,722 square feet of existing structures, and construction of 72,478 square feet of warehouses and a 11,514-square-foot office building on 15.13 acres. The project is located at 2801 South Towne Avenue on the northwest corner of South Towne Avenue and Riverside Drive. Comment Period: 2/26/2021 - 3/18/2021 Public Hearing: 3/24/2021	Notice of Intent to Adopt a Mitigated Negative Declaration	City of Pomona	Document reviewed - No comments sent for this document received
Warehouse & Distribution Centers LAC210304-01 12793 Garvey Avenue Industrial Commercial Project	The project consists of construction of a 20,847-square-foot warehouse on 0.98 acres. The project is located on the northwest corner of Garvey Avenue and Wescott Avenue. Comment Period: 3/1/2021 - 3/30/2021 Public Hearing: 4/14/2021	Notice of Intent to Adopt a Mitigated Negative Declaration	City of Baldwin Park	Document reviewed - No comments sent for this document received
Warehouse & Distribution Centers RVC210309-02 Westmont Village Industrial Warehouse Project	The project consists of construction of four warehouses totaling 1,203,769 square feet on 83.58 acres. The project is located near the southwest corner of Van Buren Boulevard and Village West Drive in Riverside County. Reference RVC210217-04 Comment Period: 1/13/2021 - 4/7/2021 Public Hearing: 3/18/2021	Recirculated Notice of Preparation	March Joint Powers Authority	Document reviewed - No comments sent for this document received
Warehouse & Distribution Centers RVC210330-01 MA17132	The project consists of construction of two warehouses totaling 1,296,358 square feet on 81 acres. The project is located on the northeast corner of Montana Avenue and 28th Street. Reference RVC190903-14 Comment Period: 3/28/2021 - 4/12/2021 Public Hearing: N/A	Site Plan	City of Jurupa Valley	Document reviewed - No comments sent for this document received

*Sorted by Land Use Type (in order of land uses most commonly associated with air quality impacts), followed by County, then date received.

- Project has potential environmental justice concerns due to the nature and/or location of the project.

** Disposition may change prior to Governing Board Meeting

Documents received by the CEQA Intergovernmental Review program but not requiring review are not included in this report.

A-1

ATTACHMENT A
INCOMING CEQA DOCUMENTS LOG
March 1, 2021 to March 31, 2021

SOUTH COAST AQMD LOG-IN NUMBER PROJECT TITLE	PROJECT DESCRIPTION	TYPE OF DOC.	LEAD AGENCY	COMMENT STATUS
Warehouse & Distribution Centers SBC210316-02 PROJ-2020-000235	The project consists of construction of a 195,960-square-foot warehouse on 5.23 acres. The project is located on the southwest corner of Arrow Route and Almeria Avenue in the City of Fontana. http://www.aqmd.gov/docs/default-source/ceqa/comment-letters/2021/march/SBC210316-02.pdf Comment Period: 3/16/2021 - 3/25/2021 Public Hearing: N/A	Site Plan	County of San Bernardino	South Coast AQMD staff commented on 3/23/2021
Industrial and Commercial RVC210302-03 H and H All Plastics	The project consists of conversion of an existing 25,677-square-foot building to a plastics recycling and processing facility on 1.95 acres. The project is located at 340 East Menlo Avenue near the northeast corner of East Menlo Avenue and North State Street. http://www.aqmd.gov/docs/default-source/ceqa/comment-letters/2021/march/RVC210302-03.pdf Comment Period: 2/22/2021 - 3/3/2021 Public Hearing: 3/4/2021	Site Plan	City of Hemet	South Coast AQMD staff commented on 3/3/2021
Industrial and Commercial RVC210310-01 Renaissance Ranch Specific Plan	The project consists of construction of 97.2 acres of industrial uses, 18 acres of business park uses, 3.3 acres of roadway improvements, and 38.6 acres of open space on 157.1 acres. The project is located on the northwest corner of Palomino Creek Drive and Hostettler Road near the City of Lake Elsinore. Comment Period: 3/11/2021 - 4/10/2021 Public Hearing: 4/5/2021	Notice of Preparation	County of Riverside	** Under review, may submit written comments
Industrial and Commercial RVC210323-09 MA21070	The project consists of construction of three industrial buildings totaling 191,196 square feet on 10.43 acres. The project is located near the northeast corner of Van Buren Boulevard and Jurupa Road. Comment Period: 3/23/2021 - 4/9/2021 Public Hearing: N/A	Site Plan	City of Jurupa Valley	** Under review, may submit written comments
Industrial and Commercial SBC210302-01 SC Fuels	The project consists of construction of a 54,484-square-foot industrial building with fuel storage tanks on 4.77 acres. The project is located at 185 West Santa Ana Avenue near the southwest corner of West Santa Ana Avenue and South Riverside Avenue. http://www.aqmd.gov/docs/default-source/ceqa/comment-letters/2021/march/SBC210302-01.pdf Comment Period: 3/1/2021 - 3/20/2021 Public Hearing: N/A	Mitigated Negative Declaration	City of Rialto	South Coast AQMD staff commented on 3/16/2021

- Project has potential environmental justice concerns due to the nature and/or location of the project.

** Disposition may change prior to Governing Board Meeting

Documents received by the CEQA Intergovernmental Review program but not requiring review are not included in this report.

A-2

**ATTACHMENT A
INCOMING CEQA DOCUMENTS LOG
March 1, 2021 to March 31, 2021**

SOUTH COAST AQMD LOG-IN NUMBER PROJECT TITLE	PROJECT DESCRIPTION	TYPE OF DOC.	LEAD AGENCY	COMMENT STATUS
<i>Waste and Water-related</i> LAC210304-02 TP Industrial, Inc.	The project consists of development of cleanup actions to remediate soil and groundwater contaminated with volatile organic compounds and a land use covenant to prohibit future development on 1.5 acres. The project is located at 525 East Alondra Boulevard on the northwest corner of South Avalon Boulevard and East Alondra Boulevard in the City of Gardena within the designated AB 617 Wilmington, Carson, West Long Beach community. http://www.aqmd.gov/docs/default-source/ceqa/comment-letters/2021/march/LAC210304-02.pdf Comment Period: 3/1/2021 - 3/30/2021 Public Hearing: N/A	Draft Statement of Basis	Department of Toxic Substances Control	South Coast AQMD staff commented on 3/23/2021
<i>Waste and Water-related</i> LAC210311-02 Sunland Chemical and Research Corporation	The project consists of development of land use covenant to prohibit future sensitive land uses and five years of monitoring and inspection on 1.37 acres. The project is located at 5447 West San Fernando Road near the southwest corner of West San Fernando Road and Doran Street in the City of Los Angeles. Comment Period: 3/10/2021 - 4/9/2021 Public Hearing: N/A	Draft Statement of Basis	Department of Toxic Substances Control	** Under review, may submit written comments
<i>Waste and Water-related</i> LAC210316-01 Prairie Avenue Property	The project consists of development of cleanup actions to excavate and dispose soil contaminated with volatile organic compounds, installation of soil vapor extraction and bioventing systems, and a land use covenant to prohibit future sensitive land uses on 20 acres. The project is located at 19205 Prairie Avenue near the southwest corner of Prairie Avenue and West 190th Street in the City of Torrance. Comment Period: 3/22/2021 - 4/20/2021 Public Hearing: N/A	Draft Response Plan	Los Angeles Regional Water Quality Control Board	** Under review, may submit written comments
<i>Waste and Water-related</i> LAC210316-07 Jordan High School	The project consists of development of cleanup actions to remediate 130 cubic yards of soil contaminated with chlordane on 26 acres. The project is located at 6500 Atlantic Avenue on the northeast corner of Atlantic Avenue and Villa Park in the City of Long Beach. Reference LAC14118-06, LAC130906-03, LAC130723-04, and LAC120215-03 Comment Period: 3/18/2021 - 4/17/2021 Public Hearing: N/A	Draft Removal Action Workplan	Department of Toxic Substances Control	** Under review, may submit written comments

- Project has potential environmental justice concerns due to the nature and/or location of the project.

** Disposition may change prior to Governing Board Meeting

Documents received by the CEQA Intergovernmental Review program but not requiring review are not included in this report.

A-3

**ATTACHMENT A
INCOMING CEQA DOCUMENTS LOG
March 1, 2021 to March 31, 2021**

SOUTH COAST AQMD LOG-IN NUMBER PROJECT TITLE	PROJECT DESCRIPTION	TYPE OF DOC.	LEAD AGENCY	COMMENT STATUS
<i>Waste and Water-related</i> LAC210323-01 Union Pacific Railroad Beverly Hills	Staff provided comments on the Draft Removal Action Workplan for the project, which can be accessed at: http://www.aqmd.gov/docs/default-source/ceqa/comment-letters/2020/October/LAC201001-06.pdf . The project consists of development of cleanup actions to remove soil contaminated with arsenic on five acres. The project is located on the southeast corner of Santa Monica Boulevard and North Doheny Drive in the City of Beverly Hills. Reference LAC201001-06 and LAC150609-02 Comment Period: N/A Public Hearing: N/A	Response to Comments	Department of Toxic Substances Control	Document reviewed - No comments sent for this document received
<i>Waste and Water-related</i> LAC210323-02 Operation NEXT Water Supply Program and Hyperion 2035 Program	The project consists of construction of a wastewater treatment system with a capacity of 217 million gallons per day on 144 acres. The project is located at 12000 Vista Del Mar Avenue near the southeast corner of Vista Del Mar Avenue and Interstate 105 in the community of Playa Del Rey. Comment Period: 3/15/2021 - 4/14/2021 Public Hearing: N/A	Notice of Preparation	City of Los Angeles Department of Water and Power	** Under review, may submit written comments
<i>Waste and Water-related</i> ORC210309-01 Precision Optical Inc.	The project consists of development of cleanup actions to remediate groundwater contaminated with chlorinated solvents on 1.26 acres. The project is located near the southwest corner of West 17th Street and Babcock Street in the City of Costa Mesa. Comment Period: 3/8/2021 - 4/6/2021 Public Hearing: N/A	Draft Groundwater Removal Action Workplan	Department of Toxic Substances Control	** Under review, may submit written comments
<i>Waste and Water-related</i> ORC210323-06 Syphon Reservoir Improvement Project	The project consists of construction of a dam 136 feet in height and 20 feet in width with a water storage capacity of 5,000 acre-feet. The project is located on the northeast corner of Portola Parkway and Bee Canyon Access Road in the community of Orchard Hills within Orange County. Reference ORC190802-03 Comment Period: 3/19/2021 - 5/18/2021 Public Hearing: 4/21/2021	Draft Environmental Impact Report	Irvine Ranch Water District	** Under review, may submit written comments

- Project has potential environmental justice concerns due to the nature and/or location of the project.

** Disposition may change prior to Governing Board Meeting

Documents received by the CEQA Intergovernmental Review program but not requiring review are not included in this report.

A-4

**ATTACHMENT A
INCOMING CEQA DOCUMENTS LOG
March 1, 2021 to March 31, 2021**

SOUTH COAST AQMD LOG-IN NUMBER PROJECT TITLE	PROJECT DESCRIPTION	TYPE OF DOC.	LEAD AGENCY	COMMENT STATUS
Waste and Water-related SBC210323-08 Lighting Resources, LLC	The project consists of modifications to an existing hazardous waste facility permit to update emergency contact information. The project is located at 805 East Francis Street near the northeast corner of East Francis Street and East Campus Avenue in the City of Ontario. Reference SBC181031-01 Comment Period: N/A Public Hearing: N/A	Permit Modification	Department of Toxic Substances Control	** Under review, may submit written comments
Utilities RVC210318-04 Oberon Renewable Energy Project	The project consists of construction of a 500-megawatt solar photovoltaic electric generating and storage facility with a 0.5-mile, 500-kilovolt generation tie transmission line on 4,700 acres. The project is generally located on the northeast corner of State Route 177 and Interstate 10 in the community of Desert Center within Riverside County. Comment Period: 3/18/2021 - 4/19/2021 Public Hearing: 4/13/2021	Notice of Preparation	Colorado River Basin Regional Water Quality Control Board	** Under review, may submit written comments
Transportation ORC210330-02 Peters Canyon Bikeway Extension Project	The project consists of construction of 1.2 miles of bikeways. The project is located along Jamboree Road and Pioneer Road between the Canyon View Avenue and Jamboree Road intersection in the City of Orange to the north and the Pioneer Way and Pioneer Road intersection in the City of Tustin to the south. Comment Period: 3/25/2021 - 4/26/2021 Public Hearing: N/A	Notice of Intent to Adopt a Mitigated Negative Declaration	County of Orange	Document reviewed - No comments sent for this document received
Transportation SBC210309-03 BNSF Ono Lead Track Extension Project	The project consists of construction of two rail track segments totaling 4.3 miles. The project is located along the existing Burlington Northern Santa Fe corridor between the State Street and University Parkway intersection to the north and the West Fifth Street and North Mount Vernon Avenue intersection to the south and includes the designated AB 617 San Bernardino, Muscoy community. Reference SBC190924-03 Comment Period: 3/8/2021 - 4/22/2021 Public Hearing: N/A	Draft Environmental Impact Report	City of San Bernardino	** Under review, may submit written comments

- Project has potential environmental justice concerns due to the nature and/or location of the project.

** Disposition may change prior to Governing Board Meeting

Documents received by the CEQA Intergovernmental Review program but not requiring review are not included in this report.

A-5

**ATTACHMENT A
INCOMING CEQA DOCUMENTS LOG
March 1, 2021 to March 31, 2021**

SOUTH COAST AQMD LOG-IN NUMBER PROJECT TITLE	PROJECT DESCRIPTION	TYPE OF DOC.	LEAD AGENCY	COMMENT STATUS
Institutional (schools, government, etc.) LAC210311-05 Mount San Antonio College Technology and Health Building	The project consists of demolition of existing structures and construction of a 152,668-square-foot building on 253,866 square feet. The project is located near the northwest corner of West Temple Avenue and Bonita Drive in the City of Walnut. Comment Period: 3/12/2021 - 4/12/2021 Public Hearing: 5/12/2021	Notice of Intent to Adopt a Mitigated Negative Declaration	Mount San Antonio Community College District	Document reviewed - No comments sent for this document received
Institutional (schools, government, etc.) LAC210318-02 Woodrow Wilson High School Aquatic Center	The project consists of demolition of existing basketball courts and construction of a 54,200-square-foot facility on a 1.6-acre portion of 28 acres. The project is located at 4400 East 10th Street on the southeast corner of East 10th Street and Bennett Avenue in the City of Long Beach. Comment Period: 3/18/2021 - 4/17/2021 Public Hearing: N/A	Notice of Intent to Adopt a Mitigated Negative Declaration	Long Beach Unified School District	Document reviewed - No comments sent for this document received
Institutional (schools, government, etc.) ORC210316-05 San Joaquin Marsh Reserve Water Conveyance and Drainage Improvement Project	The project consists of construction of water quality and treatment infrastructure on a 199-acre portion of 300 acres. The project is located on the southwest corner of Jamboree Road and Campus Drive in the City of Irvine. Comment Period: 3/11/2021 - 4/9/2021 Public Hearing: N/A	Notice of Intent to Adopt a Mitigated Negative Declaration	Regents of the University of California	Document reviewed - No comments sent for this document received
Institutional (schools, government, etc.) ORC210316-06 Chet Holifield Federal Building	The project consists of construction of a one-million-square-foot building on 86.5 acres. The project is located on the southeast corner of Avila Road and Alicia Parkway in the City of Laguna Niguel. Reference ORC200818-02 and ORC191001-08 Comment Period: 3/8/2021 - 4/7/2021 Public Hearing: 3/16/2021	Final Environmental Impact Statement	United States General Services Administration	Document reviewed - No comments sent for this document received

- Project has potential environmental justice concerns due to the nature and/or location of the project.

** Disposition may change prior to Governing Board Meeting

Documents received by the CEQA Intergovernmental Review program but not requiring review are not included in this report.

A-6

**ATTACHMENT A
INCOMING CEQA DOCUMENTS LOG
March 1, 2021 to March 31, 2021**

SOUTH COAST AQMD LOG-IN NUMBER PROJECT TITLE	PROJECT DESCRIPTION	TYPE OF DOC.	LEAD AGENCY	COMMENT STATUS
Medical Facility LAC210303-01 ENV-2020-252: 6000-6032 West San Vincente Boulevard	The project consists of demolition of 20,925 square feet of existing structures and construction of a 48,027-square-foot hospital on 0.62 acres. The project is located on the southwest corner of South Ogden Drive and South San Vicente Boulevard in the community of Wilshire.	Negative Declaration	City of Los Angeles	Document reviewed - No comments sent for this document received
	Comment Period: 3/4/2021 - 3/24/2021 Public Hearing: N/A			
Medical Facility LAC210318-03 Inland Valley Medical Center Project	The project consists of demolition of existing structures and construction of a 290,000-square-foot medical facility to accommodate an increase in hospital beds from 102 to 202 on 22.24 acres. The project is located on the northwest corner of Inland Valley Drive and Prielipp Road.	Notice of Preparation	City of Wildomar	** Under review, may submit written comments
	Comment Period: 3/17/2021 - 4/15/2021 Public Hearing: 3/29/2021			
Retail LAC210316-04 Shell Compressed Natural Gas Dispensing Station Project	The project consists of construction of 3,200 linear feet of natural gas pipelines four inches in diameter, three compressed natural gas (CNG) dispensers, three CNG storage tanks, two compressors, one dryer, and a 3,700-square-foot fueling canopy on 16,220 square feet. The project is located at 20945 South Wilmington Avenue on the northwest corner of South Wilmington Avenue and East Dominguez Street and in the designated AB 617 Wilmington, Carson, West Long Beach community.	Notice of Intent to Adopt a Mitigated Negative Declaration	City of Carson	** Under review, may submit written comments
	Comment Period: 3/11/2021 - 4/9/2021 Public Hearing: N/A			
Retail LAC210323-11 Malibu Inn Motel	The project consists of construction of a 7,693-square-foot motel with 20 rooms and subterranean parking on 1.8 acres. The project is located at 22959 Pacific Coast Highway near the northeast corner of Pacific Coast Highway and Sweetwater Canyon Road.	Notice of Intent to Adopt a Mitigated Negative Declaration (received after close of comment period)	City of Malibu	Document reviewed - No comments sent for this document received
	Comment Period: 2/18/2021 - 3/18/2021 Public Hearing: N/A			

- Project has potential environmental justice concerns due to the nature and/or location of the project.

** Disposition may change prior to Governing Board Meeting

Documents received by the CEQA Intergovernmental Review program but not requiring review are not included in this report.

A-7

**ATTACHMENT A
INCOMING CEQA DOCUMENTS LOG
March 1, 2021 to March 31, 2021**

SOUTH COAST AQMD LOG-IN NUMBER PROJECT TITLE	PROJECT DESCRIPTION	TYPE OF DOC.	LEAD AGENCY	COMMENT STATUS
Retail RVC210303-02 Beaumont Village	The project consists of construction of a 3,130-square-foot convenience store, a 3,605-square-foot car wash facility, 9,504 square feet of restaurant uses, 16,862 square feet of retail uses, a gasoline service station with 12 pumps, and a 2,496-square-foot fueling canopy on 12.39 acres. The project is located on the northwest corner of Oak Valley Parkway and Beaumont Avenue. Reference RVC190809-08 http://www.aqmd.gov/docs/default-source/ceqa/comment-letters/2021/march/RVC210303-02.pdf	Site Plan	City of Beaumont	South Coast AQMD staff commented on 3/16/2021
	Comment Period: 3/3/2021 - 3/24/2021 Public Hearing: 3/25/2021			
Retail RVC210330-03 Lakeview Plaza	The project consists of construction of 43,120 square feet of retail uses on 3.9 acres. The project is located on the northwest corner of West Lakeshore Drive and Manning Street.	Notice of Intent to Adopt a Mitigated Negative Declaration	City of Lake Elsinore	Document reviewed - No comments sent for this document received
	Comment Period: 3/29/2021 - 4/28/2021 Public Hearing: 5/18/2021			
General Land Use (residential, etc.) LAC210309-04 Central Park Apartments Project	The project consists of construction of a 93,355-square-foot building with 84 residential units and subterranean parking on 32,362 square feet. The project is located at 86 South Fair Oaks Avenue on the northeast corner of South Fair Oaks Avenue and East Dayton Street.	Draft Sustainable Communities Environmental Assessment	City of Pasadena	Document reviewed - No comments sent for this document received
	Comment Period: 3/8/2021 - 4/6/2021 Public Hearing: N/A			
General Land Use (residential, etc.) LAC210311-03 1111 Sunset	The project consists of demolition of 114,600 square feet of existing buildings, and construction of four buildings totaling 994,982 square feet on 6.27 acres with one of the two development options. Option one will include 737 residential units, 48,000 square feet of office uses, and 95,000 square feet of commercial uses including a hotel with 180 rooms. Option two will include construction of 827 residential units, 48,000 square feet of office uses, and 95,000 square feet of commercial uses. The project is located on the southeast corner of Sunset Boulevard and White Knoll Drive in the community of Central City North. Reference LAC180522-07	Draft Environmental Impact Report	City of Los Angeles	** Under review, may submit written comments
	Comment Period: 3/11/2021 - 4/26/2021 Public Hearing: N/A			

- Project has potential environmental justice concerns due to the nature and/or location of the project.

** Disposition may change prior to Governing Board Meeting

Documents received by the CEQA Intergovernmental Review program but not requiring review are not included in this report.

A-8

**ATTACHMENT A
INCOMING CEQA DOCUMENTS LOG
March 1, 2021 to March 31, 2021**

SOUTH COAST AQMD LOG-IN NUMBER PROJECT TITLE	PROJECT DESCRIPTION	TYPE OF DOC.	LEAD AGENCY	COMMENT STATUS
General Land Use (residential, etc.) LAC210323-10 Whitmore Villa Residential Development	The project consists of construction of 63 residential units totaling 82,707 square feet with subterranean parking on 2.8 acres. The project is located at 126 North New Avenue on the southeast corner of North New Avenue and Whitmore Street. Comment Period: 3/16/2021 - 4/5/2021 Public Hearing: N/A	Mitigated Negative Declaration	City of Monterey Park	Document reviewed - No comments sent for this document received
General Land Use (residential, etc.) LAC210325-03 Vincent Place Residential Project	The project consists of demolition of 49,000 square feet of existing structures and construction of 119 residential units totaling 201,192 square feet on 8.05 acres. The project is located at 1024 West Workman Avenue on the southwest corner of West Workman Avenue and North Vincent Avenue. Comment Period: 3/22/2021 - 4/21/2021 Public Hearing: 5/25/2021	Notice of Intent to Adopt a Mitigated Negative Declaration	City of West Covina	Document reviewed - No comments sent for this document received
General Land Use (residential, etc.) LAC210330-04 100-132 North Catalina Avenue Project	The project consists of demolition of 8,929 square feet of existing buildings, and construction of 30 residential units totaling 49,311 square feet and 14,631 square feet of open space on 1.29 acres. The project is located on the northeast corner of North Catalina Avenue and Emerald Street. Comment Period: 3/25/2021 - 4/26/2021 Public Hearing: 3/8/2021	Notice of Preparation	City of Redondo Beach	** Under review, may submit written comments
General Land Use (residential, etc.) ORC210302-04 Red Hill Mixed-Use Project	The project consists of subdivision of 3.8 acres for future development of 137 residential units and 7,000 square feet of commercial uses. The project is located on the northwest corner of Red Hill Avenue and San Juan Street. http://www.aqmd.gov/docs/default-source/ceqa/comment-letters/2021/march/ORC210302-04.pdf Comment Period: 2/25/2021 - 3/12/2021 Public Hearing: N/A	Site Plan	City of Tustin	South Coast AQMD staff commented on 3/9/2021

- Project has potential environmental justice concerns due to the nature and/or location of the project.

** Disposition may change prior to Governing Board Meeting

Documents received by the CEQA Intergovernmental Review program but not requiring review are not included in this report.

A-9

**ATTACHMENT A
INCOMING CEQA DOCUMENTS LOG
March 1, 2021 to March 31, 2021**

SOUTH COAST AQMD LOG-IN NUMBER PROJECT TITLE	PROJECT DESCRIPTION	TYPE OF DOC.	LEAD AGENCY	COMMENT STATUS
General Land Use (residential, etc.) RVC210318-01 Crestview Apartments	The project consists of construction of 237 residential units totaling 253,170 square feet on 9.44 acres. The project is located on the northwest corner of Central Avenue and Sycamore Canyon Boulevard. Reference RVC200708-19 Comment Period: 3/19/2021 - 5/3/2021 Public Hearing: N/A	Notice of Availability of a Draft Environmental Impact Report	City of Riverside	Document reviewed - No comments sent for this document received
General Land Use (residential, etc.) RVC210323-03 MA21060	The project consists of roadway realignment for future development of 93 residential units on 45.85 acres. The project is located on the southwest corner of Canal Street and 28th Street. Comment Period: 3/22/2021 - 4/5/2021 Public Hearing: N/A	Site Plan	City of Jurupa Valley	Document reviewed - No comments sent for this document received
General Land Use (residential, etc.) RVC210323-05 Ventana Specific Plan	The project consists of construction of 103 residential units totaling 1,967,605 square feet on 45.17 acres. The project is located near the northeast corner of Madison Street and Avenue 50. Reference RVC210112-05 Comment Period: 3/24/2021 - 5/7/2021 Public Hearing: N/A	Draft Environmental Impact Report	City of Indio	Document reviewed - No comments sent for this document received
Plans and Regulations LAC210311-04 Florence-Firestone Transit Oriented District Specific Plan	The project consists of development of policies, strategies, and design guidelines to guide future development in proximity to public transit stations with a planning horizon of 2035 on 3.6 square miles. The project is generally located along Graham Avenue between Slauson Avenue to the north and 103rd Street to the south in the community of Florence-Firestone and includes the designated AB 617 Southeast Los Angeles community. Comment Period: 3/15/2021 - 4/14/2021 Public Hearing: 3/25/2021	Notice of Preparation	County of Los Angeles	** Under review, may submit written comments

- Project has potential environmental justice concerns due to the nature and/or location of the project.

** Disposition may change prior to Governing Board Meeting

Documents received by the CEQA Intergovernmental Review program but not requiring review are not included in this report.

A-10

**ATTACHMENT A
INCOMING CEQA DOCUMENTS LOG
March 1, 2021 to March 31, 2021**

SOUTH COAST AQMD LOG-IN NUMBER	PROJECT DESCRIPTION	TYPE OF DOC.	LEAD AGENCY	COMMENT STATUS
PROJECT TITLE				
Plans and Regulations LAC210323-04 City of Carson General Plan Update	The project consists of updates to the City's General Plan elements and strategies for land use, circulation, conservation, open space, noise, safety, housing, and environmental justice with a planning horizon of 2040 on 18.97 square miles. The project is bounded by City of Compton to the north, Interstate 710 to the east, Pacific Coast Highway to the south, and Interstate 110 to the west and includes the designated AB 617 Wilmington, Carson, West Long Beach community. Reference LAC171109-05 and LAC171107-02 Comment Period: 3/22/2021 - 4/21/2021 Public Hearing: 4/14/2021	Recirculated Notice of Preparation	City of Carson	** Under review, may submit written comments
Plans and Regulations LAC210325-01 Burbank Housing Element Update and Associated General Plan Updates	The project consists of updates to the City's General Plan Housing Element to assess housing needs, densities, and development standards with a planning horizon of 2029. The project encompasses 17.1 square miles and is bounded by City of Los Angeles to the north, east, and west and State Route 134 to the south. http://www.aqmd.gov/docs/default-source/ceqa/comment-letters/2021/march/LAC210325-01.pdf Comment Period: 2/22/2021 - 3/23/2021 Public Hearing: 2/27/2021	Notice of Preparation (received after close of comment period)	City of Burbank	South Coast AQMD staff commented on 3/25/2021
Plans and Regulations RVC210325-02 B-4 Ranch Re-Zone Project	The project consists of amendments to zoning and land use designation from residential uses to commercial uses on 56.9 acres. The project is located on the northeast corner of Avenue 52 and Education Way in the designated AB 617 Eastern Coachella Valley community. Comment Period: 3/25/2021 - 4/13/2021 Public Hearing: 4/21/2021	Notice of Intent to Adopt a Negative Declaration	City of Coachella	Document reviewed - No comments sent for this document received

- Project has potential environmental justice concerns due to the nature and/or location of the project.

** Disposition may change prior to Governing Board Meeting

Documents received by the CEQA Intergovernmental Review program but not requiring review are not included in this report.

A-11

**ATTACHMENT B*
ONGOING ACTIVE PROJECTS FOR WHICH SOUTH COAST AQMD HAS
OR IS CONTINUING TO CONDUCT A CEQA REVIEW**

SOUTH COAST AQMD LOG-IN NUMBER	PROJECT DESCRIPTION	TYPE OF DOC.	LEAD AGENCY	COMMENT STATUS
PROJECT TITLE				
Warehouse & Distribution Centers LAC210217-02 5175 Vincent Avenue Project	The project consists of construction of a 545,735-square-foot warehouse on 26.05 acres. The project is located on the southwest corner of Arrow Highway and Vincent Avenue. Reference LAC200304-08 and LAC190104-01 Comment Period: 2/17/2021 - 4/2/2021 Public Hearing: N/A	Notice of Availability of a Draft Environmental Impact Report	City of Irwindale	**Under review, may submit written comments
Waste and Water-related LAC210223-04 Quemetco, Inc.	The project consists of modifications to an existing hazardous waste permit and a request for temporary authorization to install additional equipment to improve dewatering of battery wrecker material. The project is located at 720 South Seventh Avenue near the northeast corner of South Seventh Avenue and Salt Lake Avenue in the City of Industry. Reference LAC210114-07, LAC191115-02, and LAC180726-06 Comment Period: N/A Public Hearing: N/A	Permit Modification	Department of Toxic Substances Control	**Under review, may submit written comments
Warehouse & Distribution Centers RVC210204-02 Sunset Crossroads Specific Plan	The project consists of construction of 5.5 million square feet of warehouses, 295,000 square feet of commercial uses, and 68.7 acres of open space on 532.7 acres. The project is located on the southwest corner of Interstate 10 and Sunset Avenue. http://www.aqmd.gov/docs/default-source/ceqa/comment-letters/2021/march/RVC210204-02.pdf Comment Period: 2/2/2021 - 3/3/2021 Public Hearing: 2/18/2021	Notice of Preparation	City of Banning	South Coast AQMD staff commented on 3/2/2021
Warehouse & Distribution Centers RVC210209-01 Freedom Business Park	The project consists of construction of five warehouses totaling 283,165 square feet on 17 acres. The project is located on the northeast corner of Scott Road and Haun Road. http://www.aqmd.gov/docs/default-source/ceqa/comment-letters/2021/march/RVC210209-01.pdf Comment Period: 2/8/2021 - 3/3/2021 Public Hearing: 3/2/2021	Site Plan	City of Menifee	South Coast AQMD staff commented on 3/2/2021
Warehouse & Distribution Centers RVC210217-04 Westmont Village Industrial Warehouse Project	The project consists of construction of four warehouses totaling 1,203,769 square feet on 83.58 acres. The project is located near the southwest corner of Van Buren Boulevard and Village West Drive in Riverside County. http://www.aqmd.gov/docs/default-source/ceqa/comment-letters/2021/march/RVC210217-04.pdf Comment Period: 1/13/2021 - 3/6/2021 Public Hearing: 2/4/2021	Notice of Preparation	March Joint Powers Authority	South Coast AQMD staff commented on 3/2/2021

*Sorted by Comment Status, followed by Land Use, then County, then date received.

- Project has potential environmental justice concerns due to the nature and/or location of the project.

** Disposition may change prior to Governing Board Meeting

B-1

**ATTACHMENT B
ONGOING ACTIVE PROJECTS FOR WHICH SOUTH COAST AQMD HAS
OR IS CONTINUING TO CONDUCT A CEQA REVIEW**

SOUTH COAST AQMD LOG-IN NUMBER PROJECT TITLE	PROJECT DESCRIPTION	TYPE OF DOC.	LEAD AGENCY	COMMENT STATUS
Warehouse & Distribution Centers RVC210223-03 SPA2021-0001	The project consists of construction of a 150,000-square-foot warehouse on 66 acres. The project is located on the northwest corner of Temescal Canyon Road and Tom Barnes Street. http://www.aqmd.gov/docs/default-source/ceqa/comment-letters/2021/march/RVC210223-03.pdf Comment Period: 2/16/2021 - 3/4/2021 Public Hearing: 3/4/2021	Site Plan	City of Corona	South Coast AQMD staff commented on 3/2/2021
Warehouse & Distribution Centers RVC210224-04 PLAN2021-0577	The project consists of construction of a 158,880-square-foot warehouse on 11.18 acres. The project is located near the southwest corner of State Route 60 and Potrero Boulevard. http://www.aqmd.gov/docs/default-source/ceqa/comment-letters/2021/march/RVC210224-04.pdf Comment Period: 2/24/2021 - 3/11/2021 Public Hearing: 3/11/2021	Site Plan	City of Beaumont	South Coast AQMD staff commented on 3/9/2021
Airports LAC201029-01 Los Angeles International Airport (LAX) Airfield and Terminal Modernization Project	The project consists of construction of an automated people mover station, a pedestrian bridge, an 11-gate concourse facility, and a 12-gate terminal. The project will also include westerly extension of one taxiway, reconfiguration of runway exits, and removal of remote gates. The project is located in the north and south airfields within the Los Angeles International Airport. The north airfield is located near the northeast corner of Pershing Drive and Sepulveda Boulevard. The south airfield is located at Taxiway C between Sepulveda Boulevard and Aviation Boulevard. Reference LAC190619-11 and LAC190404-01 http://www.aqmd.gov/docs/default-source/ceqa/comment-letters/2021/march/LAC201029-01.pdf Comment Period: 10/29/2020 - 3/15/2021 Public Hearing: 12/1/2020	Draft Environmental Impact Report	Los Angeles World Airports	South Coast AQMD staff commented on 3/12/2021
Waste and Water-related ORC210218-06 Lake Forest Zone B to C Pump Station Project	The project consists of demolition of an existing water pump station, and construction of a 1,791-square-foot water pump station with a capacity of 2,250 gallons per minute and a water management intertie system on 0.41 acres. The project is located near the southwest corner of Portola Parkway and Rancho Parkway in the City of Lake Forest. http://www.aqmd.gov/docs/default-source/ceqa/comment-letters/2021/march/ORC210218-06.pdf Comment Period: 2/18/2021 - 3/19/2021 Public Hearing: N/A	Notice of Intent to Adopt a Mitigated Negative Declaration	Irvine Ranch Water District	South Coast AQMD staff commented on 3/16/2021

- Project has potential environmental justice concerns due to the nature and/or location of the project.
** Disposition may change prior to Governing Board Meeting

B-2

**ATTACHMENT B
ONGOING ACTIVE PROJECTS FOR WHICH SOUTH COAST AQMD HAS
OR IS CONTINUING TO CONDUCT A CEQA REVIEW**

SOUTH COAST AQMD LOG-IN NUMBER PROJECT TITLE	PROJECT DESCRIPTION	TYPE OF DOC.	LEAD AGENCY	COMMENT STATUS
Waste and Water-related ORC210225-05 South Coast Water District Lift Station No. 2 Replacement Project	The project consists of demolition of 3,000 square feet of existing sewer treatment facilities, and construction of a sewer lift station with a capacity of 3,000 gallons per minute, a sewer pipeline intertie system, an odor control scrubber, and roadway improvements on 1.2 acres. The project is located near the northeast corner of Country Club Drive and South Pacific Coast Highway in the City of Laguna Beach. http://www.aqmd.gov/docs/default-source/ceqa/comment-letters/2021/march/ORC210225-05.pdf Comment Period: 2/25/2021 - 3/29/2021 Public Hearing: 4/22/2021	Mitigated Negative Declaration	South Coast Water District	South Coast AQMD staff commented on 3/16/2021
Transportation LAC210216-02 Metro C Line (Green) Extension to Torrance Project	The project consists of construction of a 4.6-mile light rail transit (LRT) system with two stations. The project is located between the Redondo Beach Green LRT station at 5251 Marine Avenue near the northwest corner of Marine Avenue and Hindry Avenue in the City of Redondo Beach and the Torrance Regional Transit Center station at 20500 Madrona Avenue near the southeast corner of Madrona Avenue and Del Amo Boulevard in the City of Torrance. http://www.aqmd.gov/docs/default-source/ceqa/comment-letters/2021/march/LAC210216-02.pdf Comment Period: 1/29/2021 - 3/15/2021 Public Hearing: 2/23/2021	Revised Notice of Preparation	Los Angeles County Metropolitan Transportation Authority	South Coast AQMD staff commented on 3/9/2021
Retail RVC210223-05 Shops at Jurupa Valley (MA20035)	The project consists of construction of a 3,500-square-foot convenience store, a 4,800-square-foot car wash facility, a 26,000-square-foot hotel with 60 rooms, 151,300 square feet of retail uses, 18,400 square feet of restaurant uses, 46,000 square feet of office uses, and a gasoline service station with 12 pumps on 32 acres. The project is located on the northeast corner of Mission Boulevard and Pyrite Street. http://www.aqmd.gov/docs/default-source/ceqa/comment-letters/2021/march/RVC210223-05.pdf Comment Period: 2/22/2021 - 3/9/2021 Public Hearing: N/A	Site Plan	City of Jurupa Valley	South Coast AQMD staff commented on 3/9/2021
General Land Use (residential, etc.) LAC210225-01 Long Beach RiverPark Residential Project	The project consists of construction of 227 residential units and five acres of open space on 20 acres. The project is located on the northwest corner of West Wardlow Road and Golden Avenue in the designated AB 617 Wilmington, Carson, West Long Beach community. http://www.aqmd.gov/docs/default-source/ceqa/comment-letters/2021/march/LAC210225-01.pdf Comment Period: 3/29/2021 - 4/12/2021 Public Hearing: 3/24/2021	Notice of Preparation	City of Long Beach	South Coast AQMD staff commented on 3/16/2021
General Land Use (residential, etc.) RVC210217-01 MA16045	The project consists of subdivision of 917.3 acres for future development of 1,697 residential units, 18.4 acres of recreational uses, a 13.4-acre school, and 515.1 acres of open space. The project is located on the northeast corner of Muriel Drive and Paramount Drive Reference RVC190212-07, RVC181205-06, RVC180605-11, RVC170705-16, and RVC160422-03 http://www.aqmd.gov/docs/default-source/ceqa/comment-letters/2021/march/RVC210217-01.pdf Comment Period: 2/17/2021 - 3/10/2021 Public Hearing: N/A	Site Plan	City of Jurupa Valley	South Coast AQMD staff commented on 3/2/2021

- Project has potential environmental justice concerns due to the nature and/or location of the project.
** Disposition may change prior to Governing Board Meeting

B-3

ATTACHMENT B
ONGOING ACTIVE PROJECTS FOR WHICH SOUTH COAST AQMD HAS
OR IS CONTINUING TO CONDUCT A CEQA REVIEW

SOUTH COAST AQMD LOG-IN NUMBER PROJECT TITLE	PROJECT DESCRIPTION	TYPE OF DOC.	LEAD AGENCY	COMMENT STATUS
General Land Use (residential, etc.) RVC210218-02 Coral Mountain Resort	The project consists of construction of 600 residential units, a hotel with 150 rooms, 117,000 square feet of commercial uses, and 23.6 acres of recreational uses on 385.9 acres. The project is located on the southwest corner of 58th Avenue and Madison Street. http://www.aqmd.gov/docs/default-source/ceqa/comment-letters/2021/march/RVC210218-02.pdf Comment Period: 2/17/2021 - 4/2/2021 Public Hearing: 3/30/2021	Notice of Preparation	City of La Quinta	South Coast AQMD staff commented on 3/9/2021
General Land Use (residential, etc.) RVC210223-06 Quail Hill	The project consists of subdivision of 43.4 acres for future development of 145 residential units and 14.98 acres of open space. The project is located on the southwest corner of Goetz Road and Rancho Drive. http://www.aqmd.gov/docs/default-source/ceqa/comment-letters/2021/march/RVC210223-06.pdf Comment Period: 2/23/2021 - 3/11/2021 Public Hearing: 3/9/2021	Site Plan	City of Menifee	South Coast AQMD staff commented on 3/9/2021
General Land Use (residential, etc.) SBC210209-02 Gateway at Grand Terrace Specific Plan	The project consists of construction of 750 residential units, 359,218 square feet of commercial uses, 6.99 acres of roadway improvements, 16.65 acres of drainage facilities, and 9.18 acres of open space on 125 acres. The project is located on the southeast corner of Barton Road and Interstate 215. Reference SBC180426-03 http://www.aqmd.gov/docs/default-source/ceqa/comment-letters/2021/march/SBC210209-02.pdf Comment Period: 2/8/2021 - 3/9/2021 Public Hearing: 2/22/2021	Notice of Preparation	City of Grand Terrace	South Coast AQMD staff commented on 3/9/2021
Plans and Regulations LAC210204-05 General Plan Housing Element (Sixth Cycle Update) and Safety Element Updates	The project consists of development of policies, goals, and programs to comply with state, regional, and local housing and safety policies and guidelines with a planning horizon of 2029. The project encompasses 8.6 square miles and is bounded by Los Angeles National Forest to the north, City of Pasadena to the east, City of Glendale to the south, and unincorporated areas of Los Angeles County to the west. http://www.aqmd.gov/docs/default-source/ceqa/comment-letters/2021/march/LAC210204-05.pdf Comment Period: 2/1/2021 - 3/2/2021 Public Hearing: N/A	Notice of Preparation	City of La Canada Flintridge	South Coast AQMD staff commented on 3/2/2021
Plans and Regulations LAC210209-05 The 2021-2029 Housing Element Update	The project consists of updates to the City's General Plan Housing Element to assess housing needs, densities, and development standards with a planning horizon of 2029. The project encompasses 13.3 square miles and is bounded by unincorporated areas of Los Angeles County to the north and south, State Route 27 to east, and City of Agoura Hills to the west. http://www.aqmd.gov/docs/default-source/ceqa/comment-letters/2021/march/LAC210209-05.pdf Comment Period: 2/8/2021 - 3/9/2021 Public Hearing: 2/22/2021	Notice of Preparation	City of Calabasas	South Coast AQMD staff commented on 3/9/2021

- Project has potential environmental justice concerns due to the nature and/or location of the project.
** Disposition may change prior to Governing Board Meeting

B-4

ATTACHMENT B
ONGOING ACTIVE PROJECTS FOR WHICH SOUTH COAST AQMD HAS
OR IS CONTINUING TO CONDUCT A CEQA REVIEW

SOUTH COAST AQMD LOG-IN NUMBER PROJECT TITLE	PROJECT DESCRIPTION	TYPE OF DOC.	LEAD AGENCY	COMMENT STATUS
Plans and Regulations RVC210204-01 City of Menifee Sixth Cycle Housing Element Update Project	The project consists of updates to the City's General Plan Housing Element to assess housing needs, densities, and development standards with a planning horizon of 2029. The project encompasses 46.62 square miles and is bounded by City of Perris to the north, unincorporated areas of Riverside County to the east, City of Murrieta to the south, and City of Wildomar to the west. http://www.aqmd.gov/docs/default-source/ceqa/comment-letters/2021/march/RVC210204-01.pdf Comment Period: 2/3/2021 - 3/5/2021 Public Hearing: 2/25/2021	Notice of Preparation	City of Menifee	South Coast AQMD staff commented on 3/2/2021

- Project has potential environmental justice concerns due to the nature and/or location of the project.
** Disposition may change prior to Governing Board Meeting

B-5

**ATTACHMENT C
ACTIVE SOUTH COAST AQMD LEAD AGENCY PROJECTS
THROUGH MARCH 31, 2021**

PROJECT DESCRIPTION	PROPONENT	TYPE OF DOCUMENT	STATUS	CONSULTANT
Matrix Oil is proposing to: 1) install one new flare with a maximum rating of 39 million British thermal units per hour (MMBtu/hr) at Site 3 of the Sansinena Oil Field; and 2) increase the throughput of the existing flare at Site 9 from the previous permit limit of 13.65 million standard cubic feet over a 30-day period (MMSCF/30 days) to the maximum rating of 39 MMBtu/hr which is equivalent to 25.39 MMSCF/30 days.	Matrix Oil	Mitigated Negative Declaration	The consultant provided a preliminary draft Mitigated Negative Declaration which is undergoing South Coast AQMD staff review.	Yorke Engineering
Quemetco is proposing to modify existing South Coast AQMD permits to allow the facility to recycle more batteries and to eliminate the existing daily idle time of the furnaces. The proposed project will increase the rotary feed drying furnace feed rate limit from 600 to 750 tons per day and increase the amount of total coke material allowed to be processed. In addition, the project will allow the use of petroleum coke in lieu of or in addition to calcined coke, and remove one existing emergency diesel-fueled internal combustion engine (ICE) and install two new emergency natural gas-fueled ICEs.	Quemetco	Environmental Impact Report (EIR)	A Notice of Preparation/Initial Study (NOP/IS) was released for a 56-day public review and comment period from August 31, 2018 to October 25, 2018, and 154 comment letters were received. Two CEQA scoping meetings were held on September 13, 2018 and October 11, 2018 in the community. South Coast AQMD staff is reviewing the preliminary Draft EIR and has provided comments to the consultant.	Trinity Consultants
Sunshine Canyon Landfill is proposing to modify its South Coast AQMD permits for its active landfill gas collection and control system to accommodate the increased collection of landfill gas. The proposed project will: 1) install two new low emissions flares with two additional 300-hp electric blowers; and 2) increase the landfill gas flow limit of the existing flares.	Sunshine Canyon Landfill	Subsequent Environmental Impact Report (SEIR)	South Coast AQMD staff reviewed and provided comments on the preliminary air quality analysis and health risk assessment (HRA), which are being addressed by the consultant.	SCS Engineers

BOARD MEETING DATE: May 7, 2021

AGENDA NO. 20

REPORT: Stationary Source Committee

SYNOPSIS: The Stationary Source Committee held a meeting remotely on Friday, April 16, 2021. The following is a summary of the meeting.

RECOMMENDED ACTION:
Receive and file.

Ben Benoit, Chair
Stationary Source Committee

JA:cr

Committee Members

Present: Mayor Pro Tem Ben Benoit (Chair)
Supervisor Sheila Kuehl (Vice Chair)
Senator Vanessa Delgado (Ret.)
Board Member Gideon Kracov
Vice Mayor Rex Richardson
Supervisor Janice Rutherford

Absent: None

Call to Order

Chair Benoit called the meeting to order at 10:30 a.m.

INFORMATIONAL ITEMS:

1. Update on Past and Upcoming Metal Toxic Air Contaminant Rules

Susan Nakamura, Assistant Deputy Executive Officer/ Planning, Rule Development, and Area Sources, presented an overview of past and upcoming rules that address metal toxic air contaminants.

Supervisor Rutherford, Board Member Krakov, and Mayor Pro Tem Benoit asked if staff can put together a summary for each of the metal toxic rules that lists the number of affected facilities and the primary source category affected. Staff confirmed that this can be done.

Supervisor Rutherford asked if Rule 1480 was included in the presentation. Ms. Nakamura responded that it was not included and explained that Rule 1480 is the ambient monitoring rule designed to be a cost recovery rule. Before South Coast AQMD can require a facility to conduct ambient monitoring, staff would first monitor to be assured that the facility is the source of emissions. She explained that there are other criteria such as being identified as a potentially high-risk facility where the facility's emissions cause a health risk over 100 in a million affecting a sensitive receptor. To date, there are no facilities required to conduct ambient monitoring under Rule 1480.

Board Member Kracov commented on his understanding of Rule 1480 and when additional monitoring by a facility is required. Ms. Nakamura responded that currently, except for the lead rules, facilities are not required to conduct ambient monitoring and Rule 1480 requires a facility to conduct ambient monitoring after South Coast AQMD identifies the facility as the source and goes through the process outlined in Rule 1480 to designate a facility.

Board Member Kracov commented if South Coast AQMD is not relying on monitoring to ensure facilities are not impacting public health, there is a stronger reliance on compliance with rules, compliance reporting, and inspections. Ms. Nakamura responded that we also rely on source testing for compliance verification, except Rule 1469.1 where it is difficult to conduct source testing because spraying is not a continuous operation. She added that facilities are required to monitor certain parameters of the pollution controls to ensure proper operation, as well as recordkeeping, and other requirements to demonstrate ongoing compliance. Board Member Kracov asked how often source testing is required. Ms. Nakamura responded that the frequency of source testing generally varies from three to five years. Board Member Kracov asked if Rule 1480 would be triggered if source testing identified issues. Ms. Nakamura responded that it could be a reason for ambient monitoring. She explained that there are a number of steps taken before a facility is required to conduct ambient monitoring.

Jason Aspell, Acting Deputy Executive Officer/ Engineering and Permitting, stated that during a source test the parameters are set to ensure capture efficiency, which is crucial, and requirements such as enclosures and velocities of the air pollution controls are vital. He stated that these parameters are frequently monitored throughout the year. Although the source test is a snapshot, that snapshot is used throughout the year to maintain the capture efficiency to ensure that the contaminants are effectively controlled and do not escape the air pollution controls. Board Member Kracov wants to ensure that the rule requirements for data, housekeeping, and inspections provide confidence that hexavalent chromium emissions are under control since fenceline monitoring for these facilities is not required. Ms. Nakamura stated that the Rule 1469 facilities are inspected four times

a year and when issues are discovered, our response is very swift, and all divisions are involved in rule development to ensure rules are enforceable. Board Member Kracov asked how often we inspect the Rule 1426 facilities. Terrence Mann, Deputy Executive Officer/ Compliance and Enforcement, responded that facilities subject to Rule 1426 and other toxic rules are inspected annually in addition to onsite inspections based on community complaints.

Board Member Kracov commented on his participation in rule workshops. He asked if staff felt that the rules and inspection frequency are enough to protect public health from hexavalent chromium emissions. Ms. Nakamura responded that we are confident that our rules are designed for protection of public health. Board Member Kracov asked if there would be more rules for hexavalent chromium tanks. Ms. Nakamura confirmed that there would be requirements for Rule 1426 facilities that are not subject to Rule 1469.

Board Member Kracov commented on the use of more environmentally friendly alternatives and that CARB is trying to require decorative chrome platers to move away from using hexavalent chromium and potentially even change the military specifications. He asked how CARB efforts are interacting with South Coast AQMD rules. Ms. Nakamura responded that staff is participating in CARB's meetings and if CARB amends their Air Toxic Control Measure (ATCM) to ban hexavalent chromium for decorative plating, then Rule 1469 would need to be amended to be equally as stringent as the state ATCM. Board Member Kracov commented that since South Coast AQMD is adopting many metal toxic rules this year and next year, he requested annual progress reports, information on compliance, discovery of any red flags, and status of Rule 1480 facilities. He added this is an important issue for communities, particularly for AB 617 communities.

James Simonelli, California Metals Coalition (CMC), commented that their membership includes all sectors of the metals industry, except metal finishers. He commented that CMC has been participating in all rulemaking and has worked collaboratively with staff, opening facilities for emissions testing for hexavalent chromium. Mr. Simonelli commented that in addition to ensuring rules are workable, they must be based on science. He added that his members have been working through the pandemic. He explained that many of his members live in the impacted communities and provide jobs. Board Member Kracov commented that he spoke with Mr. Simonelli and everyone is working hard to ensure the rules protect public health. He added that while we should be sensitive to comments made by Mr. Simonelli, we need rules that are effective.

Florence Gharibian, Del Amo Action Committee, thanked Board Member Kracov for bringing up enforcement. She thanked Ms. Nakamura and others for sharing the information regarding inspection frequency. She requested an overview that clearly

defines the rules, what they cover and how they impact platers. She added that she participated in a meeting with CARB and that there was a large range of knowledge in the regulated community. Ms. Gharibian commented that sensitive receptors and platers near those sensitive receptors should always be a priority.

Supervisor Kuehl commented on the toxic contaminants being emitted from the different kinds of metal work. She expressed her appreciation to staff for researching the different ways metal working facilities create toxic contaminants as a byproduct. Supervisor Kuehl agreed that it is important to work with facilities on compliance and to keep contaminants out of the air. She supports staff efforts and thanked industry for their help.

Vice Mayor Richardson thanked staff and shared his experience with the North Long Beach and Paramount hexavalent chromium issue. He stated that the City of Long Beach has updated their federal legislative agenda to work with Congress on aerospace contracts, and South Coast AQMD's legislative agenda, to move away from using these chemicals. He added that companies want to do the right thing and want to be economically viable. However, taking risks and changing chemicals without a guarantee on maintaining their contracts is where the conflict is.

2. RECLAIM Quarterly Report – 10th Update

Michael Morris, Planning and Rules Manager, provided the quarterly update regarding transitioning the NO_x RECLAM program to a command-and-control regulatory structure.

Mike Carroll, Latham and Watkins, representing the Regulatory Flexibility Group and WSPA, expressed disagreement that the alternative implementation approaches to establish BARCT preclude emissions trading. Mr. Carroll stated that he would provide a written comment letter. Executive Officer Wayne Nastri responded that staff will respond once the comment letter has been received.

WRITTEN REPORTS:

3. Twelve-month and Three-month Rolling Average Price of Compliance Years 2020 and 2021 NO_x and SO_x RTCs (January – March 2021)

The report was acknowledged by the committee.

4. Notice of Violation Penalty Summary

The report was acknowledged by the committee.

OTHER MATTERS:

5. Other Business

There was no other business.

6. Public Comment Period

There were no public comments.

7. Next Meeting Date

The next Stationary Source Committee meeting is scheduled for Friday, May 21, 2021 at 10:30 a.m.

Adjournment

The meeting was adjourned at 11:28 a.m.

Attachments

1. Attendance Record
2. Twelve-month and Three-month Rolling Average Price of Compliance Years 2020 and 2021 NOx and SOx RTCs (January – March 2021)
3. Notice of Violation Penalty Summary

ATTACHMENT 1

SOUTH COAST AIR QUALITY MANAGEMENT DISTRICT STATIONARY SOURCE COMMITTEE

Attendance –April 16, 2021

Mayor Pro Tem Ben Benoit	South Coast AQMD Board
Senator Vanessa Delgado (Ret.).....	South Coast AQMD Board
Board Member Gideon Kracov	South Coast AQMD Board
Supervisor Sheila Kuehl.....	South Coast AQMD Board
Vice Mayor Rex Richardson	South Coast AQMD Board
Supervisor Janice Rutherford	South Coast AQMD Board
Ruthanne Taylor Berger.....	Board Consultant (Benoit)
Matthew Hamlett	Board Consultant (Richardson)
Loraine Lundquist.....	Board Consultant (Kuehl)
Debra Mendelsohn.....	Board Consultant (Rutherford)
Mark Taylor.....	Board Consultant (Rutherford)
Ross Zelen	Board Consultant (Kracov)
Erin Berger	Southern California Gas Co
Greg Busch	Marathon Petroleum Corporation
Mike Carroll	Latham & Watkins
Chris Chavez	Coalition for Clean Air
Curtis Coleman	Southern California Air Quality Alliance
Florence Gharibian	Del Amo Action Committee
Frances Keeler	CCEEB
Bill LaMarr.....	California Small Business Alliance
Dan McGivney	Southern California Gas Co
Noel Muyco.....	Southern California Gas Co
David Rothbart	SCAP
Patty Senecal	WSPA
James Simonelli.....	California Metals Coalition
Marshall Waller	Phillips 66 Company
Scott Weaver	Ramboll
Peter Whittingham.....	Whittingham Public Affairs Advisors
Tammy Yamasaki.....	Southern California Edison
Jason Aspell.....	South Coast AQMD staff
Barbara Baird	South Coast AQMD staff
Bayron Gilchrist	South Coast AQMD staff
Sheri Hanizavareh.....	South Coast AQMD staff
Anissa Heard-Johnson	South Coast AQMD staff
Mark Henninger.....	South Coast AQMD staff
Jason Low.....	South Coast AQMD staff
Terrence Mann.....	South Coast AQMD staff
Matt Miyasato.....	South Coast AQMD staff
Michael Morris	South Coast AQMD staff
Ron Moskowitz	South Coast AQMD staff

ATTACHMENT 1

**SOUTH COAST AIR QUALITY MANAGEMENT DISTRICT
STATIONARY SOURCE COMMITTEE**

Attendance –April 16, 2021

Susan Nakamura	South Coast AQMD staff
Wayne Nasti	South Coast AQMD staff
Anthony Tang	South Coast AQMD staff
William Wong	South Coast AQMD staff
Paul Wright	South Coast AQMD staff
Victor Yip.....	South Coast AQMD staff



South Coast Air Quality Management District

21865 Copley Drive, Diamond Bar, CA 91765-4178
(909) 396-2000 • www.aqmd.gov

Twelve-Month and Three-Month Rolling Average Price of Compliance Years 2020 and 2021 NOx and SOx RTCs (January – March 2021)

April 2021 Report to Stationary Source Committee

Table I

Twelve-Month Rolling Average Price Data for Compliance Year 2020 NOx RTCs
(Report to Governing Board if rolling average price greater than \$22,500/ton)

Twelve-Month Rolling Average Price Data for Compliance Year 2020 NOx RTC					
Reporting Month	12-Month Period	Total Volume Traded with Price During Past 12-month (tons)	Total Price of Volume Traded During Past 12-month (\$)	Number of Trades with Price	Rolling Average Price ¹ (\$/ton)
Jan-20	Jan-19 to Dec-19	71.0	\$865,215	11	\$12,190
Feb-20	Feb-19 to Jan-20	111.2	\$1,197,542	14	\$10,770
Mar-20	Mar-19 to Feb-20	200.4	\$1,646,922	19	\$8,220
Apr-20	Apr-19 to Mar-20	202.4	\$1,657,101	21	\$8,186
May-20	May-19 to Apr-20	221.7	\$1,755,883	26	\$7,921
Jun-20	Jun-19 to May-20	227.6	\$1,815,483	27	\$7,975
Jul-20	Jul-19 to Jun-20	313.6	\$3,016,787	33	\$9,620
Aug-20	Aug-19 to Jul-20	326.4	\$3,192,582	36	\$9,781
Sep-20	Sep-19 to Aug-20	343.4	\$3,350,824	48	\$9,758
Oct-20	Oct-19 to Sep-20	344.4	\$3,359,824	49	\$9,755
Nov-20	Nov-19 to Oct-20	419.5	\$3,963,013	69	\$9,447
Dec-20	Dec-19 to Nov-20	396.8	\$3,812,488	65	\$9,607
Jan-21	Jan-20 to Dec-20	404.9	\$3,370,270	69	\$8,323
Feb-21	Feb-20 to Jan-21	546.4	\$4,110,708	96	\$7,523
Mar-21	Mar-20 to Feb-21	497.0	\$3,821,251	100	\$7,689
Apr-21	Apr-20 to Mar-21	503.8	\$3,875,110	103	\$7,691

1. District Rule 2015(b)(6) - Backstop Provisions provides additional "evaluation and review of the compliance and enforcement aspects of the RECLAIM program" if the average RTC price exceeds \$15,000 per ton.

Table II

Twelve-Month Rolling Average Price Data for Compliance Year 2021 NOx RTCs
(Report to Governing Board if rolling average price greater than \$22,500/ton)

Twelve-Month Rolling Average Price Data for Compliance Year 2021 NOx RTC					
Reporting Month	12-Month Period	Total Volume Traded with Price During Past 12-month (tons)	Total Price of Volume Traded During Past 12-month (\$)	Number of Trades with Price	Rolling Average Price ¹ (\$/ton)
Jan-21	Jan-20 to Dec-20	76.2	\$717,162	15	\$9,418
Feb-21	Feb-20 to Jan-21	77.6	\$736,204	16	\$9,488
Mar-21	Mar-20 to Feb-21	71.7	\$667,889	15	\$9,321
Apr-21	Apr-20 to Mar-21	69.6	\$656,731	13	\$9,439

1. District Rule 2015(b)(6) - Backstop Provisions provides additional "evaluation and review of the compliance and enforcement aspects of the RECLAIM program" if the average RTC price exceeds \$15,000 per ton.

Table III

Three-Month Rolling Average Price Data for Compliance Year 2020 NOx RTCs
(Report to Governing Board if rolling average price greater than \$35,000/ton)

Three-Month Rolling Average Price Data for Compliance Year 2020 NOx RTC					
Reporting Month	3-Month Period	Total Volume Traded with Price During Past 3-month (tons)	Total Price of Volume Traded During Past 3-month (\$)	Number of Trades with Price	Rolling Average Price (\$/ton)
Jan-20	Oct-19 to Dec-19	71.0	\$865,215	11	\$12,190
Feb-20	Nov-19 to Jan-20	105.6	\$1,150,163	13	\$10,890
Mar-20	Dec-19 to Feb-20	167.6	\$1,414,218	12	\$8,438
Apr-20	Jan-20 to Mar-20	131.4	\$791,886	10	\$6,024
May-20	Feb-20 to Apr-20	110.5	\$558,341	12	\$5,054
Jun-20	Mar-20 to May-20	27.3	\$168,561	8	\$6,179
Jul-20	Apr-20 to Jun-20	111.2	\$1,359,687	12	\$12,232
Aug-20	May-20 to Jul-20	104.7	\$1,436,699	10	\$13,720
Sep-20	Jun-20 to Aug-20	115.8	\$1,535,341	21	\$13,261
Oct-20	Jul-20 to Sep-20	30.8	\$343,036	16	\$11,128
Nov-20	Aug-20 to Oct-20	98.7	\$817,811	34	\$8,286
Dec-20	Sep-20 to Nov-20	86.2	\$694,369	24	\$8,057
Jan-21	Oct-20 to Dec-20	131.5	\$875,661	31	\$6,659
Feb-21	Nov-20 to Jan-21	232.5	\$1,297,857	40	\$5,581
Mar-21	Dec-20 to Feb-21	267.7	\$1,422,980	47	\$5,315
Apr-21	Jan-21 to Mar-21	230.3	\$1,296,726	44	\$5,630

Table IV

Three-Month Rolling Average Price Data for Compliance Year 2021 NOx RTCs
(Report to Governing Board if rolling average price greater than \$35,000/ton)

Three-Month Rolling Average Price Data for Compliance Year 2021 NOx RTC					
Reporting Month	3-Month Period	Total Volume Traded with Price During Past 3-month (tons)	Total Price of Volume Traded During Past 3-month (\$)	Number of Trades with Price	Rolling Average Price (\$/ton)
Jan-21	Oct-20 to Dec-20	1.3	\$16,750	3	\$13,400
Feb-21	Nov-20 to Jan-21	2.9	\$38,049	5	\$13,218
Mar-21	Dec-20 to Feb-21	2.1	\$26,049	3	\$12,238
Apr-21	Jan-21 to Mar-21	1.6	\$21,299	2	\$13,079

Table V

Twelve-Month Rolling Average Price Data for Compliance Year 2020 SOx RTCs
(Report to Governing Board if rolling average price greater than \$50,000/ton)

Twelve-Month Rolling Average Price Data for Compliance Year 2020 SOx RTC ¹					
Reporting Month	12-Month Period	Total Volume Traded with Price During Past 12-month (tons)	Total Price of Volume Traded During Past 12-month (\$)	Number of Trades with Price	Rolling Average Price ² (\$/ton)
Jan-20	Jan-19 to Dec-19	None	-	-	-
Feb-20	Feb-19 to Jan-20	None	-	-	-
Mar-20	Mar-19 to Feb-20	None	-	-	-
Apr-20	Apr-19 to Mar-20	None	-	-	-
May-20	May-19 to Apr-20	None	-	-	-
Jun-20	Jun-19 to May-20	None	-	-	-
Jul-20	Jul-19 to Jun-20	None	-	-	-
Aug-20	Aug-19 to Jul-20	None	-	-	-
Sep-20	Sep-19 to Aug-20	None	-	-	-
Oct-20	Oct-19 to Sep-20	None	-	-	-
Nov-20	Nov-19 to Oct-20	None	-	-	-
Dec-20	Dec-19 to Nov-20	None	-	-	-
Jan-21	Jan-20 to Dec-20	2.7	\$6,095	1	\$2,300
Feb-21	Feb-20 to Jan-21	2.7	\$6,095	1	\$2,300
Mar-21	Mar-20 to Feb-21	2.7	\$6,095	1	\$2,300
Apr-21	Apr-20 to Mar-21	2.7	\$6,095	1	\$2,300

1. Pursuant to District Rule 2002(f)(1)(Q), the requirement to report 12-month rolling average SOx RTC price ended February 1, 2020. This table is provided as a courtesy.

2. District Rule 2015(b)(6) - Backstop Provisions provides additional "evaluation and review of the compliance and enforcement aspects of the RECLAIM program" if the average RTC price exceeds \$15,000 per ton.

Table VI

Twelve-Month Rolling Average Price Data for Compliance Year 2021 SOx RTCs
(Report to Governing Board if rolling average price greater than \$50,000/ton)

Twelve-Month Rolling Average Price Data for Compliance Year 2021 SOx RTC ¹					
Reporting Month	12-Month Period	Total Volume Traded with Price During Past 12-month (tons)	Total Price of Volume Traded During Past 12-month (\$)	Number of Trades with Price	Rolling Average Price ² (\$/ton)
Jan-21	Jan-20 to Dec-20	None	-	-	-
Feb-21	Feb-20 to Jan-21	None	-	-	-
Mar-21	Mar-20 to Feb-21	None	-	-	-
Apr-21	Apr-20 to Mar-21	None	-	-	-

1. Pursuant to District Rule 2002(f)(1)(Q), the requirement to report 12-month rolling average SOx RTC price ended February 1, 2020. This table is provided as a courtesy.
2. District Rule 2015(b)(6) - Backstop Provisions provides additional "evaluation and review of the compliance and enforcement aspects of the RECLAIM program" if the average RTC price exceeds \$15,000 per ton.

**SOUTH COAST AIR QUALITY MANAGEMENT DISTRICT
General Counsel's Office**

Settlement Penalty Report (03/01/2021 - 03/31/2021)

Total Penalties

Civil Settlement:	\$300,400.00
Criminal Referral Settlement:	\$4,748.60
Hearing Board Settlement:	\$27,000.00
MSPAP Settlement:	\$29,920.00

Total Cash Settlements: \$362,068.60

Fiscal Year through 03/31/2021 Cash Total: \$4,067,846.19

Fac ID	Company Name	Rule Number	Settled Date	Init	Notice Nbrs	Total Settlement
Civil						
3704	ALL AMERICAN ASPHALT, UNIT NO.01	203, 402, 1146, 1155, 2004, 2012, H&S 41700	03/16/2021	DH	P66214, P66219, P66227, P66863, P66867, P67393, P68583, P68592, P69580, P69581, P69600, P69725	\$53,500.00
97316	AMERICAN WRECKING INC	1403	03/25/2021	SH	P63168	\$400.00
77271	ATLAS PACIFIC CORPORATION	203, 1147, 1420	03/03/2021	BT	P65035, P66429	\$19,700.00
18989	BOWMAN PLATING CO INC	201, 203, 1403, 1469, 1469.1, 40 CFR 61.145(a)	03/25/2021	DH	P33595, P33599, P66016, P69810, P69819, P69822	\$75,000.00
800030	CHEVRON PRODUCTS CO.	203(b), 401, 402, 403, 1118, 1173, 2004, 3002, H&S 41700	03/17/2021	BT	P63383, P64040, P64043, P64045, P67819, P67951, P68203, P68204	\$78,200.00

Fac ID	Company Name	Rule Number	Settled Date	Init	Notice Nbrs	Total Settlement
186809	CRYSTAL MANAGEMENT COMPANY	1403, 40 CFR 61.145(a)	03/25/2021	SH	P66707	\$800.00
186922	ESSEX PROPERTY TRUST, INC	1403	03/31/2021	SH	P66270	\$800.00
173290	MEDICLEAN	2004, 2012 Appendix A	3/18/2021	DH	P66919	\$10,000.00
800436	TESORO REFINING AND MARKETING CO, LLC	402, 3002(c)(1)	03/10/2021	BT	P65115, P67807	\$62,000.00
Total Civil Settlements: \$300,400.00						
Criminal Referral						
188624	KOSTANYAN INVESTMENTS LLC	1403	03/12/2021	GV	P67610	\$4,748.60
Total Criminal Referral Settlements: \$4,748.60						
Hearing Board						
181758	RUDOLPH FOODS WEST, INC.	202	03/18/2021	KCM	6168-1	\$2,000.00
104234	SCAQMD v. MISSION FOODS	202, 203(b), 1153.1, 1303	03/16/2021	KCM	5400-4	\$25,000.00
Total Hearing Board Settlements: \$27,000						
MSPAP						
180911	ADVANCED STEEL RECOVERY	403	03/18/2021	GC	P63972	\$1,100.00
185084	AMERICAN OIL	461, H&S 41960	03/18/2021	GC	P68424	\$350.00
143695	ANAHEIM GASOLINE FOODMART & CARWASH	461(e)(5)	03/18/2021	GC	P67691	\$1,275.00
110577	ARMORCAST PRODUCTS COMPANY	3002(c)(1)	03/18/2021	GC	P67711	\$650.00
141096	BELMONT 76, NASSER GHAZI DBA	461, H&S 41960.2	03/03/2021	TCF	P69037	\$800.00
186332	BOUDREAU PIPELINE CORP.	13 CCR 2460	03/18/2021	GC	P68522	\$600.00
174284	CHIEF CLEANERS/E & MT INC	1421	03/23/2021	GC	P65873	\$200.00
183783	CLOVER EQUIPMENT LLC	13 CCR 2460	03/23/2021	GC	P68519	\$560.00
22914	CR & R INC	13 CCR 2460	03/23/2021	GC	P68521	\$850.00

Fac ID	Company Name	Rule Number	Settled Date	Init	Notice Nbrs	Total Settlement
182725	CRESTLINE MARKET	461	03/23/2021	TCF	P68456	\$2,000.00
147667	DAVCAS DEMOLITION & HAULING	1403	03/23/2021	GC	P67473	\$960.00
186185	DAVID'S TREE SERVICE	13 CCR 2460	03/23/2021	GC	P68953	\$500.00
148990	DEL REAL TESTING	461	03/03/2021	GC	P67233, P67674	\$1,837.00
108373	GHN INC, ONTARIO VOLVO	461	03/03/2021	GC	P65400	\$300.00
137194	HONEY'S CLEANERS	1102	03/03/2021	GC	P63881	\$400.00
5254	JONATHAN CLUB	461, 1146	03/03/2021	GC	P66833	\$1,488.00
189499	KQ RETAIL STORES, INC	461	03/23/2021	GC	P69607	\$300.00
190640	LAFFERTY COMMUNITIES	403	03/31/2021	TCF	P68271	\$2,400.00
114208	MAGNOLIA OIL CO., HASSANG LLC, DBA	461(c)(3)(Q)	03/03/2021	TCF	P69036	\$300.00
146527	MULTIPLEX CAR WASH, INC/GRANVIA SERV CTR	461(c)(3)(Q)	03/31/2021	TCF	P69033	\$300.00
154429	N. B. OIL CO., INC. #2	203, 461	03/25/2021	TCF	P69003	\$1,000.00
135629	OIL PRO INC	203	03/02/2021	TCF	P68433	\$200.00
165725	PETROLEUM MANAGEMENT & MARKETING, INC	461(e)(1)	03/25/2021	TCF	P69017	\$250.00
160051	ROCHE EXCAVATING INC	1403	03/02/2021	TCF	P69707, P69708	\$1,500.00
183182	SHAMAAH, INC.	461, H&S 41960	03/25/2021	TCF	P68455	\$500.00
179539	SHANDIN HILLS GOLF CLUB EAGLE GOLF	461	03/03/2021	TCF	P68717	\$800.00
148736	SONU AND TONY CORPORATION, INC.	461(c)(3)(Q)	03/25/2021	TCF	P69030	\$300.00
19390	SULLY_MILLER CONTRACTING CO.	2004	03/25/2021	TCF	P68652	\$1,000.00
180588	SUNSTATE EQUIPMENT CO, LLC.	203	03/25/2021	TCF	P68705	\$800.00
161231	W & W AUTO SALE AND BODY REPAIR	1151(e)(1)	03/03/2021	TCF	P63977	\$400.00
140970	WESTWOOD CLEANERS	1421	03/03/2021	TCF	P68617	\$500.00
152307	WORKSTATION INDUSTRIES, INC	203(b)	03/31/2021	TCF	P68752	\$5,000.00
179854	ZANDI AND ASSOCIATE, LLC	461	03/03/2021	TCF	P68145	\$500.00
Total MSPAP Settlements: \$29,920.00						

SOUTH COAST AQMD'S RULES AND REGULATIONS INDEX FOR MARCH 2021 PENALTY REPORT

REGULATION II - PERMITS

Rule 201	Permit to Construct
Rule 202	Temporary Permit to Operate
Rule 203	Permit to Operate

REGULATION IV - PROHIBITIONS

Rule 401	Visible Emissions
Rule 402	Nuisance
Rule 403	Fugitive Dust - Pertains to solid particulate matter emitted from man-made activities
Rule 461	Gasoline Transfer and Dispensing

REGULATION XI - SOURCE SPECIFIC STANDARDS

Rule 1102	Petroleum Solvent Dry Cleaners
Rule 1118	Emissions from Refinery Flares
Rule 1146	Emissions of Oxides of Nitrogen from Industrial, Institutional and Commercial Boilers, Steam Generators, and Process Heaters
Rule 1147	NOx Reductions from Miscellaneous Sources
Rule 1151	Motor Vehicle and Mobile Equipment Non-Assembly Line Coating Operations
Rule 1153.1	Emissions of Oxides of Nitrogen from Commercial Food Ovens
Rule 1155	Particulate Matter Control Devices
Rule 1173	Fugitive Emissions of Volatile Organic Compounds

REGULATION XIII - NEW SOURCE REVIEW

Rule 1303	Requirements
-----------	--------------

REGULATION XIV - TOXICS

Rule 1403	Asbestos Emissions from Demolition/Renovation Activities
Rule 1420	Emissions Standard for Lead
Rule 1421	Control of Perchloroethylene Emissions from Dry Cleaning Operations
Rule 1469	Hexavalent Chromium Emissions from Chrome Plating and Chromic Acid Anodizing Operations
Rule 1469.1	Spraying Operations Using Coatings Containing Chromium

REGULATION XX - REGIONAL CLEAN AIR INCENTIVES MARKET (RECLAIM)

Rule 2004	RECLAIM Program Requirements
Rule 2012	Protocol for Monitoring, Reporting, and Recordkeeping for Oxides of Nitrogen (NOx) Emissions

REGULATION XXX - TITLE V PERMITS

Rule 3002 Requirements for Title V Permits

CALIFORNIA HEALTH AND SAFETY CODE

41700 Violation of General Limitations
41960 Certification of Gasoline Vapor Recovery System
41960.2 Gasoline Vapor Recovery

CALIFORNIA CODE OF REGULATIONS

13 CCR 2460 Portable Equipment Testing Requirements

CODE OF FEDERAL REGULATIONS

40 CFR 61.145 Standard for Demolition and Renovation

 [Back to Agenda](#)

BOARD MEETING DATE: May 7, 2021

AGENDA NO. 21

REPORT: Technology Committee

SYNOPSIS: The Technology Committee held a meeting remotely on Friday, April 16, 2021. The following is a summary of the meeting.

RECOMMENDED ACTION:
Receive and file.

Joe Buscaino, Chair
Technology Committee

MMM:psc

Committee Members

Present: Council Member Joe Buscaino/Chair
Supervisor Lisa Bartlett
Board Member Gideon Kracov
Mayor Pro Tem Larry McCallon
Vice Mayor Rex Richardson
Mayor Pro Tem Carlos Rodriguez

Call to Order

Chair Buscaino called the meeting to order at 12:00 p.m.

ACTION ITEMS:

1. Execute Contract for Global Positioning Systems Installation and Monitoring, Amend Awards for Carl Moyer and Community Air Protection Programs and Appropriate Funds for Proposition 1B - Goods Movement Emission Reduction and Lower Emission School Bus Programs

To enhance enforcement of projects funded under the Carl Moyer Program, Global Positioning System (GPS) units are installed on marine vessels to monitor operations in the South Coast AQMD. On August 7, 2020, the Board approved the release of a Request for Proposals (RFP #P2021-01) to solicit bids from qualified GPS vendors. This action is to execute a contract for the installation of GPS units on incentive

program-funded equipment and provide GPS data monitoring services in an amount not to exceed \$400,000 from the administrative portions of the Carl Moyer Program SB 1107 Fund (32) and Community Air Protection Fund (77). This action is to also amend awards under the Carl Moyer Program and Community Air Protection Program (CAPP). Lastly, this action is to appropriate up to \$75,200 and up to \$60,300 from the administrative portions of the Prop 1B Special Revenue Fund (81) and Carl Moyer AB 923 Special Revenue Fund (80), respectively, into Information Management's FYs 2020-21 and/or 2021-22 Budgets, Professional and Special Services and/or Capital Outlays Major Objects and reimburse the General Fund (01) using administrative funds, for development of the Grant Management Systems (GMS).

Supervisor Bartlett appreciated the intended use of GPS for compliance with incentive program requirements and asked how the GPS data will be utilized. Staff responded the GPS data will be used solely by internal staff for verification purposes.

Mayor McCallon asked what happens if the 75 percent requirement in South Coast AQMD waters is not met. Staff replied that typically the contract term is extended to allow additional time to meet this requirement.

Mayor McCallon expressed concern with the need for GPS on locomotives operated in Southern California, for which staff responded that for this case, GPS would not be required.

Moved by Bartlett; seconded by Richardson; unanimously approved.

Ayes: Bartlett, Buscaino, Kracov, McCallon, Richardson, Rodriquez
Noes: None
Absent: None

2. Amend Contracts to Develop and Demonstrate Zero Emission Drayage Trucks and Add Funds for Administrative Assistance

In March 2016, the Board approved execution of contracts for the Zero Emission Drayage Truck (ZEDT) project. CARB and South Coast AQMD staff propose to change scope and redistribute funds between Peterbilt and Volvo to assure project goals are met. This action is to authorize the Executive Officer to add \$1,254,491 to Volvo Technology of America, LLC contract to deploy two Class 8 battery electric trucks and charging infrastructure and reduce \$1,000,000 from Peterbilt Motors contract for the elimination of two Class 8 battery electric drayage trucks and add \$141,255 to a project implementation assistance contract to ensure completion of the ZEDT and Volvo LIGHTS projects, all from the Greenhouse Gas Reduction Projects Special Revenue Fund (67).

Moved by McCallon; seconded by Rodriguez; unanimously approved.

Board Member Kracov commented that he does not have a financial interest or conflict of interest but is required to identify for the record that he is a Board Member for CARB, which is involved in this item.

Mayor Pro Tem Rodriguez asked if Peterbilt objected to the scope change and whether they were fulfilling their other responsibilities. Staff responded that Peterbilt agreed with the changes and are able to support their remaining project vehicles.

Ayes: Bartlett, Buscaino, Kracov, McCallon, Richardson, Rodriguez
Noes: None
Absent: None

OTHER MATTERS:

3. Other Business

There was no other business.

4. Public Comment Period

There was no public comment.

5. Next Meeting Date

The next regular Technology Committee meeting is scheduled for Friday, May 21, 2021 at noon.

Adjournment

The meeting adjourned at 12:17 p.m.

Attachment

Attendance Record

ATTACHMENT

SOUTH COAST AIR QUALITY MANAGEMENT DISTRICT TECHNOLOGY COMMITTEE MEETING

Attendance Record – April 16, 2021

Supervisor Lisa Bartlett	South Coast AQMD Board Member
Council Member Joe Buscaino	South Coast AQMD Board Member
Mayor Pro Tem Carlos Rodriguez	South Coast AQMD Board Member
Mayor Pro Tem Larry McCallon	South Coast AQMD Board Member
Vice Mayor Rex Richardson.....	South Coast AQMD Board Member
Council Member Michael Cacciotti	South Coast AQMD Board Member (observer)
James Dinwiddie	Board Consultant (Bartlett)
Jacob Haik.....	Board Consultant (Buscaino)
Matthew Hamlett.....	Board Consultant (Richardson)
Matt Holder	Board Consultant (Rodriguez)
Lorraine Lundquist	Board Consultant (Kuehl)
Debra Mendelsohn	Board Consultant (Rutherford)
Mark Taylor	Board Consultant (Rutherford)
Ross Zelen.....	Board Consultant (Kracov)
Mark Abramowitz	Public Member
Rick Lai.....	Public Member
Fred Minassian	Public Member
Deborah Wong	Public Member
Laurence Brown	South Coast AQMD Staff
Sheri Hanizavareh	South Coast AQMD Staff
Anissa (Cessa) Heard-Johnson	South Coast AQMD Staff
Mark Henninger	South Coast AQMD Staff
Joseph Impullitti.....	South Coast AQMD Staff
Christina Kusnandar	South Coast AQMD Staff
Patricia Kwon.....	South Coast AQMD Staff
Jason Low	South Coast AQMD Staff
Ron Moskowitz	South Coast AQMD Staff
Wayne Nastri.....	South Coast AQMD Staff
Matt Miyasato	South Coast AQMD Staff
Penny Shaw Cedillo	South Coast AQMD Staff
Walter Shen.....	South Coast AQMD Staff
Anthony Tang.....	South Coast AQMD Staff
Veera Tyagi.....	South Coast AQMD Staff
Nick Volpone	South Coast AQMD Staff
Todd Warden.....	South Coast AQMD Staff
Vicki White.....	South Coast AQMD Staff
Paul Wright	South Coast AQMD Staff

BOARD MEETING DATE: May 7, 2021

AGENDA NO. 22

REPORT: Mobile Source Air Pollution Reduction Review Committee

SYNOPSIS: The Mobile Source Air Pollution Reduction Review Committee held a meeting remotely on Thursday, April 15, 2021. The following is a summary of the meeting.

RECOMMENDED ACTION:
Receive and file.

Ben Benoit
South Coast AQMD Representative
to MSRC

MMM:CR:av

Meeting Minutes Approved

The Mobile Source Air Pollution Reduction Review Committee (MSRC) approved the minutes of the December 17, 2020 meeting. The approved minutes are attached (*Attachment 1*).

Consider Opportunities to Expand the MSRC's Social Media Impact

In order to increase awareness of MSRC's programs, funding opportunities and project partners, the MSRC's Programmatic Outreach Coordinator. The Better World Group (BWG) proposed to develop regular communications assets for distribution to the MSRC-TAC members, MSRC members, and appropriate project partners so that they can have the opportunity to share and amplify on their social platforms to help grow the visibility of the MSRC's digital platforms and content. South Coast AQMD staff advised MSRC members about Brown Act implications of responding to other members' social media posts. The MSRC approved that BWG proceed and to coordinate with the appropriate communication offices at the MSRC member agencies.

Contract Modification Requests

The MSRC considered five contract modification requests and took the following actions:

1. For the City of Torrance, Contract #ML16039, which provides \$32,000 to install EV Charging Infrastructure, a one-year no-cost term extension;
2. For the City of Moreno Valley, Contract #ML16041, which provides \$20,000 to install EV Charging Infrastructure, a three-month no-cost term extension;
3. For Riverside County Transportation Commission (RCTC), which provides \$500,000 for weekend freeway service patrols, an eighteen-month no-cost term extension;
4. For the City of Aliso Viejo, Contract #ML18128, which provides \$65,460 to procure two light-duty ZEVs and install EV charging infrastructure, increased the total number of charging stations from seven to nine and reallocated costs between the limited access and public access charging categories; and
5. For the City of San Dimas, Contract #ML18148 (proposed), which provides \$50,000 to implement a bike sharing program, substitute the installation of bicycle detection units instead of implementing the originally proposed bike sharing program.

Contracts Administrator's Report

The MSRC AB 2766 Contracts Administrator's report provides a written status report on all open contracts from FY 2007-08 to the present. The Contracts Administrator's Report for March 4 through March 24, 2021 is attached (*Attachment 2*).

Attachments

Attachment 1 – Approved December 17, 2020 Meeting Minutes

Attachment 2 – March 4 through March 24, 2021 Contracts Administrator's Report



**MOBILE SOURCE AIR POLLUTION REDUCTION REVIEW
COMMITTEE THURSDAY, DECEMBER 17, 2020 MEETING MINUTES**
21865 Copley Drive, Diamond, Bar, CA 91765

**All participants attended the meeting remotely pursuant
to Executive Orders N-25-20 and N-29-20**

MEMBERS PRESENT:

(Chair) Larry McCallon, representing San Bernardino County Transportation Authority (SBCTA)
(Vice-Chair) Brian Berkson, representing Riverside County Transportation Commission (RCTC)
Ben Benoit, representing South Coast AQMD
John Dutrey, representing Regional Rideshare Agency
Tim Shaw, representing Orange County Transportation Authority (OCTA)
Steve Veres, representing Los Angeles County Metropolitan Transportation Authority (Metro)
Sydney Vergis, representing California Air Resources Board (CARB)
Mark Yamarone (Alt.), representing (Metro)
Jed Leano (Alt.), representing Southern California Association of Governments (SCAG)
Ray Marquez (Alt.), representing Regional Rideshare Agency

MEMBERS ABSENT:

John Valdivia (Alt.), representing SBCTA

MSRC-TAC MEMBERS PRESENT:

MSRC-TAC Chair AJ Marquez, representing Orange County Board of Supervisors
MSRC-TAC Vice Chair Jenny Chan, representing RCTC
Derek Winters, representing CARB
Kelly Lynn, representing SBCTA
Nicole Soto, representing Regional Rideshare Agency
Rongsheng Luo, representing SCAG
Steven Lee, representing Metro
Tim Olson, Air Pollution Control Expert

OTHERS PRESENT:

Debra Mendelsohn
Lauren Dunlap
Marisa Laderach, SCAG
Tricia Almiron, Board Assistant (Benoit)

SOUTH COAST AQMD STAFF & CONTRACTORS PRESENT:

Alejandra Vega, MSRC Administrative Liaison
Cynthia Ravenstein, MSRC Contracts Administrator
Daphne Hsu, Sr. Deputy District Counsel
Erika Chavez, Sr. Deputy District Counsel
John Kampa, Financial Analyst
Leah Alfaro, MSRC Contracts Assistant
Matt Mackenzie, MSRC Contracts Assistant
Naveen Berry, Assistant Deputy Executive Officer
Patricia Kwon, Program Supervisor
Paul Wright, Information Technology Specialist
Penny Shaw Cedillo, Sr. Administrative Secretary
Ray Gorski, MSRC Technical Advisor-Contractor
Sam Cao, Air Quality Specialist
Todd Warden, Sr. Public Information Specialist

CALL TO ORDER

- MSRC Member Chair McCallon called the meeting to order at 2:00 p.m.
- Roll call was taken at the start of the meeting.
- Chair McCallon asked for opening comments.

Naveen Berry offered to provide a presentation on Item #12.

- Chair McCallon asked for disclosures.

Items #8 and #12 – MSRC Member Ben Benoit commented he does not have a financial interest, but is required to identify for the record that he is on the South Coast AQMD Governing Board as Vice Chairman which is involved in these items.

Item #8 – Ben Benoit commented he does not have a financial interest, but is required to identify for the record that he is a Board Member of SCAG which is involved in this item.

Item #12 – MSRC Member Sydney Vergis commented she is required to identify for the record that she is a committee member for CARB which is involved in this item. In addition, she has a financial interest in her employment with CARB and must recuse herself from this item.

Item #8 – MSRC Member Jed Leano commented he does not have a financial interest, but is required to identify for the record that he is a policy member of SCAG which is involved in this item.

Item #12 – MSRC Member Mark Yamarone commented he does not have a financial interest, but is required to identify for the record that he is an employee of Metro which is involved in this item.

Items #1, #8, and #10 – MSRC Member John Dutrey commented he does not have a financial interest, but is required to identify for the record that he serves on the Boards for SBCTA and Omnitrans and serves on the SCAG Transportation Committee.

Item #8 – MSRC Member Tim Shaw commented he does not have a financial interest but is required to identify for the record that he is a Regional Council Member for SCAG which is involved in this item.

Item #12 – Tim Shaw commented he does not have a financial interest but is required to identify for the record that he is employed as a professor by Rio Hondo College which is involved in this item.

Items #1, #8, #10 and #12 – Chair McCallon commented he does not have a financial interest, but is required to identify for the record that he is a Board Member for SBCTA, an alternate Board Member for Omnitrans, a Regional Council Member for SCAG and a Governing Board Member of South Coast AQMD.

CONSENT ITEMS (Items 1 through 7):

Receive and Approve Items

1. Summary of Final Reports by MSRC Contractors

The MSRC received and approved two final report summaries this month, as follows:

- San Bernardino County Transportation Authority, Contract #MS16125, which provided \$1,000,000 for traffic signal synchronization projects; and
- El Dorado National, Contract #MS18066, which provided \$100,000 to construct a Limited-Access CNG Fueling Station.

Moved by Benoit; seconded by Dutrey; under approval of Consent Calendar Items #1 through #7, item unanimously approved.

Ayes: Benoit, Berkson, Dutrey, Leano, McCallon, Shaw, Veres, Vergis

Noes: None

Action: MSRC staff will file the final reports and release any retention on the contracts.

Informational Only – Receive and File

2. MSRC Contracts Administrator's Report

The MSRC AB 2766 Contracts Administrator's Report for October 29 through December 2, 2020 was included in the agenda package.

Moved by Benoit; seconded by Dutrey; under approval of Consent Calendar Items #1 through #7, item unanimously approved.

Ayes: Benoit, Berkson, Dutrey, Leano, McCallon, Shaw, Veres, Vergis

Noes: None

Action: Staff will include the MSRC Contracts Administrator's Report in the MSRC Committee Report for the January 8, 2021 South Coast AQMD Board meeting.

3. Financial Report on AB 2766 Discretionary Fund

A financial report on the AB 2766 Discretionary Fund for November 2020 was included in the agenda package.

Moved by Benoit; seconded by Dutrey; under approval of Consent Calendar Items #1 through #7, item unanimously approved.

Ayes: Benoit, Berkson, Dutrey, Leano, McCallon, Shaw, Veres, Vergis

Noes: None

Action: No further action is required.

4. Report on Outreach Activities

A summary report was provided on outreach, communications and policy activities undertaken by the Better World Group on behalf of MSRC for Fall 2020.

Moved by Benoit; seconded by Dutrey; under approval of Consent Calendar Items #1 through #7, item unanimously approved.

Ayes: Benoit, Berkson, Dutrey, Leano, McCallon, Shaw, Veres, Vergis

Noes: None

Action: No further action is required.

For Approval – As Recommended

5. Consider Three-Month No-Cost Term Extension by City of Bellflower, Contract #ML12091 (\$100,000 – EV Charging Infrastructure)

The City indicates that COVID-19-related complications have delayed their progress. They requested a six-month term extension. Due to the short time between the December MSRC meeting and the contract expiration date, in order to minimize the potential of the contract expiring, a three-month term extension was processed administratively. Therefore, a three-month term extension would fulfill the remainder of the City's request.

Moved by Benoit; seconded by Dutrey; under approval of Consent Calendar Items #1 through #7, item unanimously approved.

Ayes: Benoit, Berkson, Dutrey, Leano, McCallon, Shaw, Veres, Vergis

Noes: None

Action: MSRC Staff will amend the above contract accordingly.

6. Consider One-Year No-Cost Term Extension by City of San Fernando, Contract #ML16075 (\$354,000 – Install Class I Bikeway)

The City requests a one-year term extension due to continuing delays associated with obtaining construction approval from the Army Corps of Engineers.

Moved by Benoit; seconded by Dutrey; under approval of Consent Calendar Items #1 through #7, item unanimously approved.

Ayes: Benoit, Berkson, Dutrey, Leano, McCallon, Shaw, Veres, Vergis

Noes: None

Action: MSRC Staff will amend the above contract accordingly.

7. Consider One-Year No-Cost Term Extension by City of Redondo Beach, Contract #ML18098 (\$89,400 – Install Six EV Charging Stations)

The City requests a one-year term extension due to delays associated with COVID-19.

Moved by Benoit; seconded by Dutrey; under approval of Consent Calendar Items #1 through #7, item unanimously approved.

Ayes: Benoit, Berkson, Dutrey, Leano, McCallon, Shaw, Veres, Vergis

Noes: None

Action: MSRC Staff will amend the above contract accordingly.

ACTION ITEMS (Items 8 through 12):

FYs 2016-18 Work Program

8. Consider Modified Project List and Payment Schedule and One-Year Term Extension for Southern California Association of Governments (SCAG), Contract #MS18015 (\$2,000,000 – Future Communities Partnership Program)

SCAG requests to modify the project with the City of Monrovia, substituting a pilot program to encourage bicycle transit for a program to support shared-ride transportation network company trips. SCAG also requests modifications to the Payment Schedule. A reduction in SCAG's co-funding contribution would be more than offset by an increase in the co-funding from cities and counties. Lastly, SCAG requests a one-year contract term extension due to various delays associated with the COVID-19 pandemic.

MSRC Member Brian Berkson asked if SCAG is asking for the same amount of money, but not providing as much of their own money as they were supposed to based on how the contract was written.

Cynthia Ravenstein explained that there wasn't a designation where the money was going to come from (SCAG or project partners) as long as there was a certain amount of match being provided. The total amount of match being provided is proposed to be greater and there is no specification as to where it had to come from.

Moved by Berkson; seconded by Benoit; unanimously approved.

Ayes: Benoit, Berkson, Dutrey, Leano, McCallon, Shaw, Veres, Vergis

Noes: None

Action: MSRC staff will amend the above contract accordingly.

9. Consider Contract Replacement for the City of Rancho Mirage, Contract #ML18133 (\$50,000 – Traffic Signal Synchronization)

Impacts associated with COVID-19 temporarily shut down some manufacturing plants and delayed their response times, which delayed completion of this project. Due to the expiration of the City's prior contract, the City requests a six-month contract replacement to complete the scope of work for this project.

Moved by Dutrey; seconded by Benoit; unanimously approved.

Ayes: Benoit, Berkson, Dutrey, Leano, McCallon, Shaw, Veres, Vergis

Noes: None

Action: This item will be considered by the South Coast AQMD Board at its meeting on January 8, 2021.

10. Consider Contract Replacement for Omnitrans, Contract #MS18026 (\$83,000 – Modify Maintenance Facility and Train Technicians)

Impacts of staffing allocations due to COVID-19 delayed progress on this project. Due to the expiration of Omnitrans' prior contract, they request a twelve-month contract replacement to complete the scope of work for this project.

Brian Berkson commented that he's okay with this project, but expressed concern that since this is from FYs 2016-18, he questions the aging funds that may be able to be reallocated somewhere else and giving extensions could be problematic. He asked that this be considered at some point.

Moved by Benoit; seconded by Dutrey; unanimously approved.

Ayes: Benoit, Berkson, Dutrey, Leano, McCallon, Shaw, Veres, Vergis

Noes: None

Action: This item will be considered by the South Coast AQMD Board at its meeting on January 8, 2021. MSRC Staff to provide a report that outlines any projects that have expired and the status of those funds for future agendas.

FYs 2018-21 Work Program**11. Consider Selection of New MSRC Website Host**

In August 2020, the MSRC authorized the release of RFP #P2021-04, seeking a contractor for the ongoing hosting and maintenance of the MSRC website. The solicitation period commenced on September 4, 2020 and closed on October 9, 2020. A total of three proposals were received.

Ben Benoit commented that \$4,000 is excessive for domain registration, but understands the need for it and highly suggested to buy all domain names related to MSRC.

Cynthia Ravenstein noted that there are several different domains that the MSRC does buy and funding includes minor modifications. Major and moderate modifications would be brought back to the Committee for approval.

Moved by Benoit; seconded by Dutrey; unanimously approved.

Ayes: Benoit, Berkson, Dutrey, Leano, McCallon, Shaw, Veres, Vergis

Noes: None

Action: This item will be considered by the South Coast AQMD Board at its meeting on January 8, 2021.

12. Consider Proposed Partnership with South Coast AQMD and Regional Partners on Large-Scale Zero Emission Demonstration

In September 2020, the MSRC-TAC heard a preliminary overview of a proposed large scale demonstration project led by South Coast AQMD. The regional team for this zero emission drayage truck project would pursue funding which was expected to be offered by the California Air Resources Board (CARB) and the California Energy Commission (CEC). CARB and CEC have now released the anticipated solicitations, and South Coast AQMD is able to bring forward more specifics and seek the MSRC's support of the endeavor.

Chair McCallon asked if the presenter could elaborate on the solar aspect of this project.

Joseph Impullitti explained that they are doing 1 megawatt of solar at the NFI location and there will also be energy storage, so energy not used from solar would be put into storage. When trucks come in to charge it would supplement what they get from the grid and reduce their cost of charging the vehicles.

Chair McCallon asked if the chargers will be at the two facilities.

Joseph Impullitti commented they are looking into doing remote charging because the fleets want to be able to get more turns per day per truck, so they are looking at doing remote charging as well as having chargers at the facilities.

Naveen Berry added that the solicitation is fairly prescriptive about having those chargers be at the fleet location, but it does allow for one additional location to have consideration for opportunity charging, but the majority of chargers listed in the presentation will be at that fleet location.

John Dutrey asked why the infrastructure at the Ontario location cost double.

Joseph Impullitti explained that infrastructure at NFI will include the microgrid. Schneider's strategy is to see if they can use fewer chargers and have a higher utilization of those chargers by using their logistics system and communication systems and software that determines how much energy a truck will need for the next trip. Whereas NFI wants a microgrid to reduce their cost from the grid through energy storage and solar.

Naveen Berry added that it's also dependent upon the facility's specific duties.

John Dutrey asked how NFI and Schneider were selected.

Joe Impullitti explained that they worked with Gladstein, Neandross and Associates (GNA). Both NFI and Schneider have a strong interest in completely switching to zero emission vehicles. NFI is involved in the Volvo Lights project and Schneider has some experience with trucks in other projects. He added that another thing that's driving this is that a lot of their customers like Amazon and Walmart want goods delivered with zero emissions.

Naveen Berry added that because the solicitation requires 50 trucks deployed at one site location that reduces the number of fleets that would step up. These two fleets are willing to take on the risk to transition their diesel or near-zero emission fleets to full zero emission.

Chair McCallon commented that he's glad that at least one is doing the microgrid. He explained that as more fleets are added they need to isolate from the grid and have a source of power when the grid goes down, especially in the fire season.

Naveen Berry noted that CEC and CARB did a great job of envisioning that type of a need. He added that from South Coast AQMD's perspective, they will have two models to work with, one with a lesser number of chargers and one with a greater number of chargers but with energy management strategies in place, and they will be able to learn from both demonstrations individually and see what may be the best fit

for additional fleets that could replicate this type of model.

Joe Impullitti commented that they have foreseen this need coming and in the last couple of years funding has been added in the Clean Fuels Plan for infrastructure development in the area of microgrids.

John Dutrey asked if the \$8-9 million funding is for a new program or an existing program but has not been awarded.

Ray Gorski explained that the MSRC has an unallocated budget of approximately \$24 million and this funding commitment would come from that unallocated budget.

Moved by Berkson; seconded by Benoit; unanimously approved.

Ayes: Benoit, Berkson, Dutrey, Leano, McCallon, Shaw, Veres

Abstain: Vergis

Noes: None

Action: This item will be considered by the South Coast AQMD Board at its January 8, 2021 meeting.

OTHER BUSINESS:

13. Other Business

Chair McCallon asked staff to address Brian Berkson's concern on Item #10.

Cynthia Ravenstein explained that it is always subject at the MSRC's discretion whether the Committee wishes to grant extensions or not. She added that there's nothing in the MSRC policy that indicates there is a final date that a contract can't be extended any further.

Brian Berkson asked if they can be provided with a report that outlines any projects that have expired and what those funds look like and they can look to see if those funds can be utilized for future funding.

Cynthia Ravenstein agreed to provide such report.

PUBLIC COMMENT PERIOD

Public comments were allowed during the discussion of each agenda item. No comments were made on non-agenda items.

ADJOURNMENT

The meeting adjourned at 2:43 p.m.

NEXT MEETING

Thursday, February 18, 2021 at 2:00 p.m.

[Prepared by Alejandra Vega]



MSRC Agenda Item No. 2

DATE: April 15, 2021

FROM: Cynthia Ravenstein

SUBJECT: AB 2766 Contracts Administrator's Report

SYNOPSIS: This report covers key issues addressed by MSRC staff, status of open contracts, and administrative scope changes from March 4 to March 24, 2021.

RECOMMENDATION: Receive and file report

WORK PROGRAM IMPACT: None

Contract Execution Status

2016-18 Work Program

On July 8, 2016, the SCAQMD Governing Board approved an award under the Event Center Transportation Program. This contract is executed.

On October 7, 2016, the SCAQMD Governing Board approved three awards under the Event Center Transportation Program and one award for a Regional Active Transportation Partnership Program. These contracts are executed.

On January 6, 2017, the SCAQMD Governing Board approved an award for development, hosting and maintenance of a new MSRC website. This contract is executed.

On April 7, 2017, the SCAQMD Governing Board approved an award under the Event Center Transportation Program. This contract is executed.

On June 2, 2017, the SCAQMD Governing Board approved an award under the Event Center Transportation Program. This contract is executed.

On July 7, 2017, the SCAQMD Governing Board approved an award under the Event Center Transportation Program. This contract is executed.

On September 1, 2017, the SCAQMD Governing Board approved one award under the Event Center Transportation Program and one award under the Natural Gas Infrastructure Program. These contracts are executed.

On October 6, 2017, the SCAQMD Governing Board approved two awards under the Event Center Transportation Program and one award under the Natural Gas Infrastructure Program. These contracts are executed.

On December 1, 2017, the SCAQMD Governing Board approved sole source awards for a Hydrogen Infrastructure Partnership Program, for a Southern California Future Communities Partnership Program, and for electric vehicle charging infrastructure planning analysis. These contracts are executed. The MSRC has replaced the award to the California Energy Commission with a Program Opportunity Notice for the Hydrogen Infrastructure Partnership Program.

On February 2, 2018, the SCAQMD Governing Board approved one award under the Event Center Transportation Program, two awards under the Natural Gas Infrastructure Program, four awards under the Local Government Partnership Program, and two awards under the County Transportation Commission Partnership Program. These contracts are executed.

On March 2, 2018, the SCAQMD Governing Board approved one award under the Major Event Center Transportation Program, two awards under the Natural Gas Infrastructure Program, and one award under the Local Government Partnership Program. These contracts are executed.

On April 6, 2018, the SCAQMD Governing Board approved one award under the Natural Gas Infrastructure Program and eight awards under the Local Government Partnership Program. These contracts are executed.

On May 4, 2018, the SCAQMD Governing Board approved twenty-seven awards under the Local Government Partnership Program and one award under the County Transportation Commission Partnership Program. These contracts are executed.

On June 1, 2018, the SCAQMD Governing Board approved six awards under the Local Government Partnership Program, one award under the Natural Gas Infrastructure Program, and one award under the County Transportation Commission Partnership Program. These contracts are executed.

On July 6, 2018, the SCAQMD Governing Board approved nine awards under the Local Government Partnership Program. These contracts are executed.

On September 7, 2018, the SCAQMD Governing Board approved nineteen awards under the Local Government Partnership Program, three awards under the County Transportation Commission Partnership Program, one award under the Major Event Center Transportation Program, and twenty awards under the Natural Gas Infrastructure Program. These contracts are executed.

On October 5, 2018, the SCAQMD Governing Board approved forty-eight awards under the Local Government Partnership Program and one award under the Hydrogen Infrastructure Program. These contracts are with the prospective contractor for signature, with the South Coast AQMD Board Chair for signature, or executed.

On November 2, 2018, the SCAQMD Governing Board approved two awards under the Local Government Partnership Program. These contracts are executed.

2018-21 Work Program

On April 5, 2019, the SCAQMD Governing Board approved an award under the Major Event Center Transportation Program. This contract is executed.

On September 6, 2019, the SCAQMD Governing Board approved an award under the Major Event Center Transportation Program. This contract is executed.

On December 6, 2019, the SCAQMD Governing Board approved an award under the Major Event Center Transportation Program. This contract is executed.

On September 4, 2020, the SCAQMD Governing Board approved an award under the Last Mile component of the MSRC's Regional Goods Movement Program. This contract is under development.

Work Program Status

Contract Status Reports for work program years with open and/or pending contracts are attached.

FY 2010-11 Work Program Contracts

One contract from this work program year is open; and 5 are in "Open/Complete" status.

FY 2010-11 Invoices Paid

No invoices were paid during this period.

FY 2011-12 Work Program Contracts

5 contracts from this work program year are open, and 12 are in "Open/Complete" status. One contract closed during this period: City of Irvine, Contract #ML12046 – Purchase One Heavy-Duty Natural Gas Vehicle.

FY 2011-12 Invoices Paid

No invoices were paid during this period.

FYs 2012-14 Work Program Contracts

15 contracts from this work program year are open, and 26 are in "Open/Complete" status. One contract closed during this period: City of Moreno Valley, Contract #ML14049 – Purchase one Heavy-Duty Natural Gas Vehicle, Install Bicycle Racks, Construct Bicycle Lanes, and Install EV Charging Station.

FYs 2012-14 Invoices Paid

One invoice in the amount of \$60,000.00 was paid during this period.

FYs 2014-16 Work Program Contracts

34 contracts from this work program year are open, and 30 are in "Open/Complete" status. Two contracts closed during this period: City of San Dimas, Contract #ML16042 – Install EV Charging Infrastructure; and City of Palm Springs, Contract #ML16038 – Install Bicycle Lanes & Purchase 2 Heavy-Duty Natural Gas Vehicles.

FYs 2014-16 Invoices Paid

One invoice in the amount of \$474,925.00 was paid during this period.

FYs 2016-18 Work Program Contracts

102 contracts from this work program year are open, and 39 are in “Open/Complete” status. X contracts moved into “Open/Complete” status during this period: City of Gardena, Contract #ML18095 – Purchase 2 Heavy-Duty Near-Zero Emission Vehicles; City of Hemet, Contract #ML18154 – Procure 2 Light-Duty ZEVs and Install EV Charging Infrastructure; and City of Costa Mesa, Contract #ML18162 – Procure Three Light-Duty ZEVs and Install EV Charging Infrastructure.

One invoice in the amount of \$25,000.00 was paid during this period.

FYs 2018-21 Work Program Contracts

3 contracts from this work program year are open.

One invoice in the amount of \$5,350.95 was paid during this period.

Administrative Scope Changes

3 administrative scope changes were initiated during the period from March 4 to March 24, 2021:

- City of Santa Clarita, Contract #ML18090 (Install EV Charging Stations) – One-year no-cost term extension
- City of Rolling Hills Estates, Contract #ML18141 (Purchase Light Duty ZEV and Install EV Charging Stations) – One-year no-cost term extension
- City of Culver City, Contract #ML16007 (Purchase 7 Heavy-Duty CNG Vehicles and Install EV Charging Stations) – Modify description to specify 10 charging ports instead of 10 stations

Attachments

- FY 2007-08 through FYs 2018-21 (except FY 2009-10) Contract Status Reports



AB2766 Discretionary Fund Program Invoices

March 4 to March 24, 2021

Contract Admin.	MSRC Chair	MSRC Liaison	Finance	Contract #	Contractor	Invoice #	Amount
<i>2012-2014 Work Program</i>							
3/10/2021	3/24/2021	3/26/2021	3/26/2021	ML14018	City of Los Angeles Dept of General Services	FINAL	\$60,000.00
Total: \$60,000.00							
<i>2014-2016 Work Program</i>							
3/23/2021	3/24/2021	3/24/2021		ML16032	City of Azusa	MSRC-01	\$474,925.00
Total: \$474,925.00							
<i>2016-2018 Work Program</i>							
3/23/2021	3/24/2021	3/25/2021	3/26/2021	ML18078	County of Riverside	5	\$25,000.00
Total: \$25,000.00							
<i>2018-2021 Work Program</i>							
3/9/2021	3/9/2021	3/10/2021		MS21002	Better World Group Advisors	WG-MSRC1	\$5,350.95
Total: \$5,350.95							

Total This Period: \$565,275.95



FYs 2007-08 Through 2018-21 AB2766 Contract Status Report

4/8/2021

Cont.#	Contractor	Start Date	Original End Date	Amended End Date	Contract Value	Remitted	Project Description	Award Balance	Billing Complete?
FY 2007-2008 Contracts									
Declined/Cancelled Contracts									
ML08032	City of Irvine	5/1/2009	8/31/2010		\$9,000.00	\$0.00	36 Vehicles (Diagnostic)	\$9,000.00	No
ML08041	City of Los Angeles, Dept of Transpo	8/6/2010	7/5/2011	12/5/2011	\$8,800.00	\$0.00	73 Vehicles (Diagnostic)	\$8,800.00	No
ML08049	City of Cerritos	3/20/2009	1/19/2015	2/19/2017	\$25,000.00	\$0.00	1 CNG Heavy-Duty Vehicle	\$25,000.00	No
ML08051	City of Colton				\$75,000.00	\$0.00	3 CNG Heavy-Duty Vehicles	\$75,000.00	No
ML08080	City of Irvine	5/1/2009	5/31/2015		\$50,000.00	\$0.00	Two Heavy-Duty Nat. Gas Vehicles	\$50,000.00	No
MS08002	Orange County Transportation Autho				\$1,500,000.00	\$0.00	Big Rig Freeway Service Patrol	\$1,500,000.00	No
MS08008	Diversified Truck Rental & Leasing				\$300,000.00	\$0.00	10 H.D. Nat. Gas Vehicles	\$300,000.00	No
MS08010	Orange County Transportation Autho				\$10,000.00	\$0.00	20 H.D. Nat. Gas Vehicles	\$10,000.00	No
MS08011	Green Fleet Systems, LLC				\$10,000.00	\$0.00	30 H.D. Nat. Gas Vehicles	\$10,000.00	No
MS08052	Burrtec Waste Industries, Inc.	12/24/2008	11/23/2014	11/23/2015	\$100,000.00	\$0.00	New CNG Station - Fontana	\$100,000.00	No
MS08054	Clean Energy Fuels Corp.				\$400,000.00	\$0.00	New LNG Station - Fontana	\$400,000.00	No
MS08055	Clean Energy Fuels Corp.	11/26/2009	3/25/2016	3/25/2017	\$400,000.00	\$0.00	New LNG Station - Long Beach-Pier S	\$400,000.00	No
MS08059	Burrtec Waste Industries, Inc.	12/24/2008	11/23/2014		\$100,000.00	\$0.00	New CNG Station - San Bernardino	\$100,000.00	No
MS08060	Burrtec Waste Industries, Inc.	12/24/2008	11/23/2014		\$100,000.00	\$0.00	New CNG Station - Azusa	\$100,000.00	No
MS08062	Go Natural Gas	9/25/2009	1/24/2016	1/24/2017	\$400,000.00	\$0.00	New CNG Station - Rialto	\$400,000.00	No
MS08074	Fontana Unified School District	11/14/2008	12/13/2014		\$200,000.00	\$0.00	Expansion of Existing CNG station	\$200,000.00	No
MS08077	Hythane Company, LLC				\$144,000.00	\$0.00	Upgrade Station to Hythane	\$144,000.00	No
Total: 17									
Closed Contracts									
ML08023	City of Villa Park	11/7/2008	10/6/2012		\$6,500.00	\$5,102.50	Upgrade of Existing Refueling Facility	\$1,397.50	Yes
ML08024	City of Anaheim	7/9/2010	7/8/2017	1/8/2018	\$425,000.00	\$425,000.00	9 LPG Buses and 8 CNG Buses	\$0.00	Yes
ML08026	Los Angeles County Department of P	7/20/2009	7/19/2016		\$250,000.00	\$250,000.00	10 LPG Heavy-Duty Vehicles	\$0.00	Yes
ML08027	Los Angeles County Department of P	7/20/2009	1/19/2011	1/19/2012	\$6,901.00	\$5,124.00	34 Vehicles (Diagnostic)	\$1,777.00	Yes
ML08028	City of Santa Monica	9/11/2009	9/10/2016	5/10/2019	\$600,000.00	\$200,000.00	24 CNG Heavy-Duty Vehicles	\$400,000.00	Yes
ML08029	City of Gardena	3/19/2009	1/18/2015		\$25,000.00	\$25,000.00	1 Propane Heavy-Duty Vehicle	\$0.00	Yes
ML08030	City of Azusa	5/14/2010	3/13/2016		\$25,000.00	\$25,000.00	1 CNG Heavy-Duty Vehicle	\$0.00	Yes
ML08031	City of Claremont	3/27/2009	3/26/2013	3/26/2015	\$97,500.00	\$97,500.00	Upgrade of Existing CNG Station, Purchase	\$0.00	Yes
ML08033	County of San Bernardino Public Wo	4/3/2009	2/2/2010		\$14,875.00	\$14,875.00	70 Vehicles (Diagnostic)	\$0.00	Yes
ML08034	County of San Bernardino Public Wo	3/27/2009	7/26/2015		\$150,000.00	\$150,000.00	8 CNG Heavy-Duty Vehicles	\$0.00	Yes
ML08035	City of La Verne	3/6/2009	11/5/2009		\$11,925.00	\$11,925.00	53 Vehicles (Diagnostic)	\$0.00	Yes
ML08036	City of South Pasadena	5/12/2009	7/11/2013		\$169,421.00	\$169,421.00	New CNG Station	\$0.00	Yes

Cont.#	Contractor	Start Date	Original End Date	Amended End Date	Contract Value	Remitted	Project Description	Award Balance	Billing Complete?
ML08037	City of Glendale	5/20/2009	5/19/2015		\$325,000.00	\$325,000.00	13 CNG Heavy-Duty Vehicles	\$0.00	Yes
ML08038	Los Angeles Department of Water an	7/16/2010	7/15/2017		\$1,050,000.00	\$1,050,000.00	42 CNG Heavy-Duty Vehicles	\$0.00	Yes
ML08039	City of Rancho Palos Verdes	6/5/2009	8/4/2015		\$50,000.00	\$50,000.00	2 LPG Transit Buses	\$0.00	Yes
ML08040	City of Riverside	9/11/2009	9/10/2016	3/10/2019	\$455,500.00	\$455,500.00	16 CNG Vehicles, Expand CNG Station & M	\$0.00	Yes
ML08042	City of Ontario, Housing & Municipal	5/1/2009	1/31/2016		\$175,000.00	\$175,000.00	7 CNG Heavy-Duty Vehicles	\$0.00	Yes
ML08043	City of Desert Hot Springs	9/25/2009	3/24/2016	3/24/2021	\$25,000.00	\$25,000.00	1 CNG Heavy-Duty Vehicle	\$0.00	Yes
ML08044	City of Chino	3/19/2009	3/18/2015		\$25,000.00	\$25,000.00	1 CNG Heavy-Duty Vehicle	\$0.00	Yes
ML08045	City of Santa Clarita	2/20/2009	6/19/2010		\$3,213.00	\$3,150.00	14 Vehicles (Diagnostic)	\$63.00	Yes
ML08046	City of Paramount	2/20/2009	2/19/2015		\$25,000.00	\$25,000.00	1 CNG Heavy-Duty Vehicle	\$0.00	Yes
ML08047	City of Culver City Transportation De	5/12/2009	8/11/2015		\$150,000.00	\$150,000.00	6 CNG Heavy-Duty Vehicles	\$0.00	Yes
ML08048	City of Santa Clarita	2/20/2009	6/19/2015		\$25,000.00	\$25,000.00	1 CNG Heavy-Duty Vehicle	\$0.00	Yes
ML08050	City of Laguna Beach Public Works	8/12/2009	4/11/2016	10/11/2016	\$75,000.00	\$75,000.00	3 LPG Trolleys	\$0.00	Yes
MS08001	Los Angeles County MTA	12/10/2010	6/9/2014		\$1,500,000.00	\$1,499,999.66	Big Rig Freeway Service Patrol	\$0.34	Yes
MS08003	A-Z Bus Sales, Inc.	5/2/2008	12/31/2008	2/28/2009	\$1,480,000.00	\$1,400,000.00	Alternative Fuel School Bus Incentive Progra	\$80,000.00	Yes
MS08004	BusWest	5/2/2008	12/31/2008		\$1,440,000.00	\$1,440,000.00	Alternative Fuel School Bus Incentive Progra	\$0.00	Yes
MS08005	Burrtec Waste Industries, Inc.	10/23/2008	11/22/2014	10/22/2015	\$450,000.00	\$450,000.00	15 H.D. Nat. Gas Vehicles - Azusa	\$0.00	Yes
MS08006	Burrtec Waste Industries, Inc.	10/23/2008	11/22/2014	10/22/2015	\$450,000.00	\$450,000.00	15 H.D. Nat. Gas Vehicles - Saugus	\$0.00	Yes
MS08007	United Parcel Service West Region	12/10/2008	10/9/2014	4/9/2019	\$300,000.00	\$270,000.00	10 H.D. Nat. Gas Vehicles	\$30,000.00	Yes
MS08009	Los Angeles World Airports	12/24/2008	12/23/2014		\$870,000.00	\$870,000.00	29 H.D. Nat. Gas Vehicles	\$0.00	Yes
MS08012	California Cartage Company, LLC	12/21/2009	10/20/2015	4/20/2016	\$480,000.00	\$480,000.00	12 H.D. Nat. Gas Yard Tractors	\$0.00	Yes
MS08013	United Parcel Service West Region	12/10/2008	10/9/2014	3/9/2019	\$480,000.00	\$432,000.00	12 H.D. Nat. Gas Yard Tractors	\$48,000.00	Yes
MS08014	City of San Bernardino	12/5/2008	6/4/2015		\$390,000.00	\$360,000.00	13 H.D. Nat. Gas Vehicles	\$30,000.00	Yes
MS08015	Yosemite Waters	5/12/2009	5/11/2015		\$180,000.00	\$117,813.60	11 H.D. Propane Vehicles	\$62,186.40	Yes
MS08016	TransVironmental Solutions, Inc.	1/23/2009	12/31/2010	9/30/2011	\$227,198.00	\$80,351.34	Rideshare 2 School Program	\$146,846.66	Yes
MS08017	Omnitrans	12/13/2008	12/12/2015	12/12/2016	\$900,000.00	\$900,000.00	30 CNG Buses	\$0.00	Yes
MS08018	Los Angeles County Department of P	8/7/2009	10/6/2016	4/6/2018	\$60,000.00	\$60,000.00	2 CNG Vehicles	\$0.00	Yes
MS08019	Enterprise Rent-A-Car Company of L	2/12/2010	7/11/2016		\$300,000.00	\$300,000.00	10 CNG Vehicles	\$0.00	Yes
MS08020	Ware Disposal Company, Inc.	11/25/2008	2/24/2016		\$900,000.00	\$900,000.00	30 CNG Vehicles	\$0.00	Yes
MS08021	CalMet Services, Inc.	1/9/2009	1/8/2016	7/8/2016	\$900,000.00	\$900,000.00	30 CNG Vehicles	\$0.00	Yes
MS08022	SunLine Transit Agency	12/18/2008	3/17/2015		\$311,625.00	\$311,625.00	15 CNG Buses	\$0.00	Yes
MS08053	City of Los Angeles, Bureau of Sanit	2/18/2009	12/17/2015		\$400,000.00	\$400,000.00	New LNG/CNG Station	\$0.00	Yes
MS08056	Clean Energy Fuels Corp.	11/26/2009	2/25/2015		\$400,000.00	\$400,000.00	New LNG Station - POLB-Anah. & I	\$0.00	Yes
MS08057	Orange County Transportation Autho	5/14/2009	7/13/2015		\$400,000.00	\$400,000.00	New CNG Station - Garden Grove	\$0.00	Yes
MS08058	Clean Energy Fuels Corp.	11/26/2009	3/25/2016	3/25/2017	\$400,000.00	\$400,000.00	New CNG Station - Ontario Airport	\$0.00	Yes
MS08061	Clean Energy Fuels Corp.	12/4/2009	3/3/2015		\$400,000.00	\$400,000.00	New CNG Station - L.A.-La Cienega	\$0.00	Yes
MS08063	Go Natural Gas	9/25/2009	1/24/2016	1/24/2017	\$400,000.00	\$400,000.00	New CNG Station - Moreno Valley	\$0.00	Yes
MS08064	Hemet Unified School District	1/9/2009	3/8/2015		\$75,000.00	\$75,000.00	Expansion of Existing Infrastructure	\$0.00	Yes

Cont.#	Contractor	Start Date	Original End Date	Amended End Date	Contract Value	Remitted	Project Description	Award Balance	Billing Complete?
MS08065	Pupil Transportation Cooperative	11/20/2008	7/19/2014		\$10,500.00	\$10,500.00	Existing CNG Station Modifications	\$0.00	Yes
MS08066	Clean Energy Fuels Corp.	11/26/2009	2/25/2015		\$400,000.00	\$400,000.00	New CNG Station - Palm Spring Airport	\$0.00	Yes
MS08067	Trillium CNG	3/19/2009	6/18/2015	6/18/2016	\$311,600.00	\$254,330.00	New CNG Station	\$57,270.00	Yes
MS08069	Perris Union High School District	6/5/2009	8/4/2015	8/4/2016	\$225,000.00	\$225,000.00	New CNG Station	\$0.00	Yes
MS08070	Clean Energy Fuels Corp.	11/26/2009	2/25/2015		\$400,000.00	\$400,000.00	New CNG Station - Paramount	\$0.00	Yes
MS08071	ABC Unified School District	1/16/2009	1/15/2015		\$63,000.00	\$63,000.00	New CNG Station	\$0.00	Yes
MS08072	Clean Energy Fuels Corp.	12/4/2009	3/3/2015		\$400,000.00	\$354,243.38	New CNG Station - Burbank	\$45,756.62	Yes
MS08073	Clean Energy Fuels Corp.	11/26/2009	2/25/2015		\$400,000.00	\$400,000.00	New CNG Station - Norwalk	\$0.00	Yes
MS08075	Disneyland Resort	12/10/2008	2/1/2015		\$200,000.00	\$200,000.00	Expansion of Existing CNG Infrastructure	\$0.00	Yes
MS08076	Azusa Unified School District	10/17/2008	11/16/2014	1/31/2017	\$172,500.00	\$172,500.00	New CNG station and maint. Fac. Modificati	\$0.00	Yes
MS08078	SunLine Transit Agency	12/10/2008	6/9/2015	2/9/2016	\$189,000.00	\$189,000.00	CNG Station Upgrade	\$0.00	Yes

Total: 60

Closed/Incomplete Contracts

ML08025	Los Angeles County Department of P	10/30/2009	3/29/2011		\$75,000.00	\$0.00	150 Vehicles (Diagnostic)	\$75,000.00	No
MS08068	Regents of the University of Californi	11/5/2010	11/4/2017	11/4/2019	\$400,000.00	\$0.00	Hydrogen Station	\$400,000.00	No
MS08079	ABC Unified School District	1/16/2009	12/15/2009	12/15/2010	\$50,000.00	\$0.00	Maintenance Facility Modifications	\$50,000.00	No

Total: 3

Cont.#	Contractor	Start Date	Original End Date	Amended End Date	Contract Value	Remitted	Project Description	Award Balance	Billing Complete?
--------	------------	------------	-------------------	------------------	----------------	----------	---------------------	---------------	-------------------

FY 2008-2009 Contracts

Declined/Cancelled Contracts

ML09017	County of San Bernardino Public Wo	1/28/2010	7/27/2016		\$200,000.00	\$0.00	8 Nat. Gas Heavy-Duty Vehicles	\$200,000.00	No
ML09018	Los Angeles Department of Water an	7/16/2010	9/15/2012		\$850,000.00	\$0.00	Retrofit 85 Off-Road Vehicles w/DECS	\$850,000.00	No
ML09019	City of San Juan Capistrano Public	12/4/2009	11/3/2010		\$10,125.00	\$0.00	Remote Vehicle Diagnostics/45 Vehicles	\$10,125.00	No
ML09022	Los Angeles County Department of P				\$8,250.00	\$0.00	Remote Vehicle Diagnostics/15 Vehicles	\$8,250.00	No
ML09025	Los Angeles County Department of P	10/15/2010	12/14/2012	6/14/2013	\$50,000.00	\$0.00	Remote Vehicle Diagnostics/85 Vehicles	\$50,000.00	No
ML09028	Riverside County Waste Manageme				\$140,000.00	\$0.00	Retrofit 7 Off-Road Vehicles w/DECS	\$140,000.00	No
ML09039	City of Inglewood				\$310,000.00	\$0.00	Purchase 12 H.D. CNG Vehicles and Remot	\$310,000.00	No
ML09040	City of Cathedral City				\$83,125.00	\$0.00	Purchase 3 H.D. CNG Vehicles and Remote	\$83,125.00	No
ML09044	City of San Dimas				\$425,000.00	\$0.00	Install CNG Station and Purchase 1 CNG S	\$425,000.00	No
ML09045	City of Orange				\$125,000.00	\$0.00	Purchase 5 CNG Sweepers	\$125,000.00	No

Total: 10

Closed Contracts

ML09007	City of Rancho Cucamonga	2/26/2010	4/25/2012		\$117,500.00	\$62,452.57	Maintenance Facility Modification	\$55,047.43	Yes
ML09008	City of Culver City Transportation De	1/19/2010	7/18/2016	7/18/2017	\$175,000.00	\$175,000.00	8 Nat. Gas Heavy-Duty Vehicles	\$0.00	Yes
ML09009	City of South Pasadena	11/5/2010	12/4/2016	3/4/2019	\$125,930.00	\$125,930.00	CNG Station Expansion	\$0.00	Yes
ML09010	City of Palm Springs	1/8/2010	2/7/2016		\$25,000.00	\$25,000.00	1 Nat. Gas Heavy-Duty Vehicle	\$0.00	Yes
ML09011	City of San Bernardino	2/19/2010	5/18/2016		\$250,000.00	\$250,000.00	10 Nat. Gas Heavy-Duty Vehicles	\$0.00	Yes
ML09012	City of Gardena	3/12/2010	11/11/2015		\$25,000.00	\$25,000.00	1 Nat. Gas Heavy-Duty Vehicle	\$0.00	Yes
ML09013	City of Riverside Public Works	9/10/2010	12/9/2011	7/31/2013	\$144,470.00	\$128,116.75	Traffic Signal Synchr./Moreno Valley	\$16,353.25	Yes
ML09014	City of Riverside Public Works	9/10/2010	12/9/2011	7/31/2013	\$113,030.00	\$108,495.94	Traffic Signal Synchr./Corona	\$4,534.06	Yes
ML09015	City of Riverside Public Works	9/10/2010	12/9/2011	7/31/2013	\$80,060.00	\$79,778.52	Traffic Signal Synchr./Co. of Riverside	\$281.48	Yes
ML09016	County of San Bernardino Public Wo	1/28/2010	3/27/2014		\$50,000.00	\$50,000.00	Install New CNG Station	\$0.00	Yes
ML09020	County of San Bernardino	8/16/2010	2/15/2012		\$49,770.00	\$49,770.00	Remote Vehicle Diagnostics/252 Vehicles	\$0.00	Yes
ML09021	City of Palm Desert	7/9/2010	3/8/2012		\$39,450.00	\$38,248.87	Traffic Signal Synchr./Rancho Mirage	\$1,201.13	Yes
ML09023	Los Angeles County Department of P	12/10/2010	12/9/2017		\$50,000.00	\$50,000.00	2 Heavy-Duty Alternative Fuel Transit Vehicl	\$0.00	Yes
ML09026	Los Angeles County Department of P	10/15/2010	10/14/2017	4/14/2019	\$150,000.00	\$80,411.18	3 Off-Road Vehicles Repowers	\$69,588.82	Yes
ML09027	Los Angeles County Department of P	7/23/2010	3/22/2012	6/22/2012	\$150,000.00	\$150,000.00	Freeway Detector Map Interface	\$0.00	Yes
ML09029	City of Whittier	11/6/2009	4/5/2016		\$25,000.00	\$25,000.00	1 Nat. Gas Heavy-Duty Vehicle	\$0.00	Yes
ML09030	City of Los Angeles GSD/Fleet Servi	6/18/2010	6/17/2011		\$22,310.00	\$22,310.00	Remote Vehicle Diagnostics/107 Vehicles	\$0.00	Yes
ML09031	City of Los Angeles Dept of General	10/29/2010	10/28/2017		\$825,000.00	\$825,000.00	33 Nat. Gas Heavy-Duty Vehicles	\$0.00	Yes
ML09032	Los Angeles World Airports	4/8/2011	4/7/2018		\$175,000.00	\$175,000.00	7 Nat. Gas Heavy-Duty Vehicles	\$0.00	Yes
ML09033	City of Beverly Hills	3/4/2011	5/3/2017	1/3/2019	\$550,000.00	\$550,000.00	10 Nat. Gas Heavy-Duty Vehicles & CNG St	\$0.00	Yes
ML09034	City of La Palma	11/25/2009	6/24/2015		\$25,000.00	\$25,000.00	1 LPG Heavy-Duty Vehicle	\$0.00	Yes
ML09035	City of Fullerton	6/17/2010	6/16/2017	6/16/2018	\$450,000.00	\$450,000.00	2 Heavy-Duty CNG Vehicles & Install CNG	\$0.00	Yes

Cont.#	Contractor	Start Date	Original End Date	Amended End Date	Contract Value	Remitted	Project Description	Award Balance	Billing Complete?
ML09037	City of Redondo Beach	6/18/2010	6/17/2016		\$50,000.00	\$50,000.00	Purchase Two CNG Sweepers	\$0.00	Yes
ML09038	City of Chino	9/27/2010	5/26/2017		\$250,000.00	\$250,000.00	Upgrade Existing CNG Station	\$0.00	Yes
ML09041	City of Los Angeles, Bureau of Sanit	10/1/2010	9/30/2017		\$875,000.00	\$875,000.00	Purchase 35 H.D. Nat. Gas Vehicles	\$0.00	Yes
ML09042	Los Angeles Department of Water an	12/10/2010	12/9/2017		\$1,400,000.00	\$1,400,000.00	Purchase 56 Dump Trucks	\$0.00	Yes
ML09043	City of Covina	10/8/2010	4/7/2017	10/7/2018	\$179,591.00	\$179,591.00	Upgrade Existing CNG Station	\$0.00	Yes
ML09046	City of Newport Beach	5/20/2010	5/19/2016		\$162,500.00	\$162,500.00	Upgrade Existing CNG Station, Maintenance	\$0.00	Yes
ML09047	Los Angeles County Department of P	8/13/2014	8/12/2015	11/12/2015	\$400,000.00	\$272,924.53	Maintenance Facility Modifications	\$127,075.47	Yes

Total: 29

Closed/Incomplete Contracts

ML09024	Los Angeles County Department of P	10/15/2010	12/14/2012	6/14/2013	\$400,000.00	\$0.00	Maintenance Facility Modifications	\$400,000.00	No
---------	------------------------------------	------------	------------	-----------	--------------	--------	------------------------------------	--------------	----

Total: 1

Open/Complete Contracts

ML09036	City of Long Beach Fleet Services B	5/7/2010	5/6/2017	11/6/2022	\$875,000.00	\$875,000.00	Purchase 35 Natural Gas Refuse Trucks	\$0.00	Yes
---------	-------------------------------------	----------	----------	-----------	--------------	--------------	---------------------------------------	--------	-----

Total: 1

Cont.#	Contractor	Start Date	Original End Date	Amended End Date	Contract Value	Remitted	Project Description	Award Balance	Billing Complete?
FY 2010-2011 Contracts									
Open Contracts									
ML11029	City of Santa Ana	9/7/2012	3/6/2020	3/6/2023	\$262,500.00	\$75,000.00	Expansion of Existing CNG Station, Install N	\$187,500.00	No
Total: 1									
Declined/Cancelled Contracts									
ML11038	City of Santa Monica	5/18/2012	7/17/2018		\$400,000.00	\$0.00	Maintenance Facility Modifications	\$400,000.00	No
MS11013	Go Natural Gas, Inc.				\$150,000.00	\$0.00	New CNG Station - Huntington Beach	\$150,000.00	No
MS11014	Go Natural Gas, Inc.				\$150,000.00	\$0.00	New CNG Station - Santa Ana	\$150,000.00	No
MS11015	Go Natural Gas, Inc.				\$150,000.00	\$0.00	New CNG Station - Inglewood	\$150,000.00	No
MS11046	Luis Castro				\$40,000.00	\$0.00	Repower One Heavy-Duty Vehicle	\$40,000.00	No
MS11047	Ivan Borjas				\$40,000.00	\$0.00	Repower One Heavy-Duty Vehicle	\$40,000.00	No
MS11048	Phase II Transportation				\$1,080,000.00	\$0.00	Repower 27 Heavy-Duty Vehicles	\$1,080,000.00	No
MS11049	Ruben Caceras				\$40,000.00	\$0.00	Repower One Heavy-Duty Vehicle	\$40,000.00	No
MS11050	Carlos Arrue				\$40,000.00	\$0.00	Repower One Heavy-Duty Vehicle	\$40,000.00	No
MS11051	Francisco Vargas				\$40,000.00	\$0.00	Repower One Heavy-Duty Vehicle	\$40,000.00	No
MS11053	Jose Ivan Soltero				\$40,000.00	\$0.00	Repower One Heavy-Duty Vehicle	\$40,000.00	No
MS11054	Albino Meza				\$40,000.00	\$0.00	Repower One Heavy-Duty Vehicle	\$40,000.00	No
MS11059	Go Natural Gas				\$150,000.00	\$0.00	New Public Access CNG Station - Paramou	\$150,000.00	No
MS11063	Standard Concrete Products				\$310,825.00	\$0.00	Retrofit Two Off-Road Vehicles under Showc	\$310,825.00	No
MS11070	American Honda Motor Company				\$100,000.00	\$0.00	Expansion of Existing CNG Station	\$100,000.00	No
MS11072	Trillium USA Company DBA Californi				\$150,000.00	\$0.00	New Public Access CNG Station	\$150,000.00	No
MS11077	DCL America Inc.				\$263,107.00	\$0.00	Retrofit of 13 Off-Road Diesel Vehicles with	\$263,107.00	No
MS11083	Cattrac Construction, Inc.				\$500,000.00	\$0.00	Install DECS on Eight Off-Road Vehicles	\$500,000.00	No
MS11084	Ivanhoe Energy Services and Develo				\$66,750.00	\$0.00	Retrofit One H.D. Off-Road Vehicle Under S	\$66,750.00	No
MS11088	Diesel Emission Technologies				\$32,750.00	\$0.00	Retrofit Three H.D. Off-Road Vehicles Under	\$32,750.00	No
MS11089	Diesel Emission Technologies				\$9,750.00	\$0.00	Retrofit One H.D. Off-Road Vehicle Under S	\$9,750.00	No
MS11090	Diesel Emission Technologies				\$14,750.00	\$0.00	Retrofit One H.D. Off-Road Vehicle Under S	\$14,750.00	No
Total: 22									
Closed Contracts									
ML11007	Coachella Valley Association of Gov	7/29/2011	7/28/2012		\$250,000.00	\$249,999.96	Regional PM10 Street Sweeping Program	\$0.04	Yes
ML11020	City of Indio	2/1/2013	3/31/2019	9/30/2020	\$15,000.00	\$9,749.50	Retrofit one H.D. Vehicles w/DECS, repower	\$5,250.50	Yes
ML11021	City of Whittier	1/27/2012	9/26/2018	6/26/2019	\$210,000.00	\$210,000.00	Purchase 7 Nat. Gas H.D. Vehicles	\$0.00	Yes
ML11022	City of Anaheim	3/16/2012	7/15/2018		\$150,000.00	\$150,000.00	Purchase of 5 H.D. Vehicles	\$0.00	Yes
ML11023	City of Rancho Cucamonga	4/20/2012	12/19/2018	9/19/2020	\$260,000.00	\$260,000.00	Expand Existing CNG Station, 2 H.D. Vehicl	\$0.00	Yes
ML11026	City of Redlands	3/2/2012	10/1/2018		\$90,000.00	\$90,000.00	Purchase 3 Nat. Gas H.D. Vehicles	\$0.00	Yes
ML11027	City of Los Angeles, Dept. of General	5/4/2012	7/3/2015	1/3/2016	\$300,000.00	\$300,000.00	Maintenance Facility Modifications	\$0.00	Yes

Cont.#	Contractor	Start Date	Original End Date	Amended End Date	Contract Value	Remitted	Project Description	Award Balance	Billing Complete?
ML11028	City of Glendale	1/13/2012	5/12/2018		\$300,000.00	\$300,000.00	Purchase 10 H.D. CNG Vehicles	\$0.00	Yes
ML11030	City of Fullerton	2/3/2012	3/2/2018		\$109,200.00	\$109,200.00	Purchase 2 Nat. Gas H.D. Vehicles, Retrofit	\$0.00	Yes
ML11031	City of Culver City Transportation De	12/2/2011	12/1/2018		\$300,000.00	\$300,000.00	Purchase 10 H.D. Nat. Gas Vehicles	\$0.00	Yes
ML11032	City of Gardena	3/2/2012	9/1/2018	10/1/2020	\$102,500.00	\$102,500.00	Purchase Heavy-Duty CNG Vehicle, Install S	\$0.00	Yes
ML11033	City of Los Angeles, Bureau of Sanit	3/16/2012	1/15/2019		\$1,080,000.00	\$1,080,000.00	Purchase 36 LNG H.D. Vehicles	\$0.00	Yes
ML11034	City of Los Angeles Dept of General	5/4/2012	1/3/2019		\$630,000.00	\$630,000.00	Purchase 21 H.D. CNG Vehicles	\$0.00	Yes
ML11035	City of La Quinta	11/18/2011	11/17/2012		\$25,368.00	\$25,368.00	Retrofit 3 On-Road Vehicles w/DECS	\$0.00	Yes
ML11036	City of Riverside	1/27/2012	1/26/2019	3/26/2021	\$670,000.00	\$670,000.00	Install New CNG Station, Purchase 9 H.D. N	\$0.00	Yes
ML11037	City of Anaheim	12/22/2012	12/21/2019		\$300,000.00	\$300,000.00	Purchase 12 Nat. Gas H.D. Vehicles	\$0.00	Yes
ML11039	City of Ontario, Housing & Municipal	1/27/2012	9/26/2018		\$180,000.00	\$180,000.00	Purchase 6 Nat. Gas H.D. Vehicles	\$0.00	Yes
ML11041	City of Santa Ana	9/7/2012	11/6/2018	1/6/2021	\$265,000.00	\$244,651.86	Purchase 7 LPG H.D. Vehicles, Retrofit 6 H.	\$20,348.14	Yes
ML11042	City of Chino	2/17/2012	4/16/2018		\$30,000.00	\$30,000.00	Purchase 1 Nat. Gas H.D. Vehicle, Repower	\$0.00	Yes
ML11043	City of Hemet Public Works	2/3/2012	2/2/2019		\$60,000.00	\$60,000.00	Purchase 2 H.D. Nat. Gas Vehicles	\$0.00	Yes
ML11044	City of Ontario, Housing & Municipal	1/27/2012	6/26/2019		\$400,000.00	\$400,000.00	Expand Existing CNG Station	\$0.00	Yes
ML11045	City of Newport Beach	2/3/2012	8/2/2018	3/2/2021	\$30,000.00	\$30,000.00	Purchase 1 Nat. Gas H.D. Vehicle	\$0.00	Yes
MS11001	Mineral LLC	4/22/2011	4/30/2013	4/30/2015	\$111,827.00	\$103,136.83	Design, Develop, Host and Maintain MSRC	\$8,690.17	Yes
MS11002	A-Z Bus Sales, Inc.	7/15/2011	12/31/2011	6/30/2013	\$1,705,000.00	\$1,705,000.00	Alternative Fuel School Bus Incentive Progra	\$0.00	Yes
MS11003	BusWest	7/26/2011	12/31/2011	12/31/2012	\$1,305,000.00	\$1,305,000.00	Alternative Fuel School Bus Incentive Progra	\$0.00	Yes
MS11004	Los Angeles County MTA	9/9/2011	2/29/2012		\$450,000.00	\$299,743.34	Clean Fuel Transit Service to Dodger Stadiu	\$150,256.66	Yes
MS11006	Orange County Transportation Autho	10/7/2011	2/29/2012	8/31/2012	\$268,207.00	\$160,713.00	Metrolink Service to Angel Stadium	\$107,494.00	Yes
MS11008	USA Waste of California, Inc.	10/24/2013	4/23/2020		\$125,000.00	\$125,000.00	Expansion of Existing LCNG Station	\$0.00	Yes
MS11009	USA Waste of California, Inc.	10/24/2013	4/23/2020		\$125,000.00	\$125,000.00	Expansion of Existing LCNG Station	\$0.00	Yes
MS11010	Border Valley Trading	8/26/2011	10/25/2017	4/25/2020	\$150,000.00	\$150,000.00	New LNG Station	\$0.00	Yes
MS11011	EDCO Disposal Corporation	12/30/2011	4/29/2019		\$100,000.00	\$100,000.00	New CNG Station - Signal Hill	\$0.00	Yes
MS11012	EDCO Disposal Corporation	12/30/2011	4/29/2019		\$100,000.00	\$100,000.00	New CNG Station - Buena Park	\$0.00	Yes
MS11016	CR&R Incorporated	4/12/2013	10/11/2019		\$100,000.00	\$100,000.00	New CNG Station - Perris	\$0.00	Yes
MS11017	CR&R, Inc.	3/2/2012	2/1/2018		\$100,000.00	\$100,000.00	Expansion of existing station - Garden Grove	\$0.00	Yes
MS11018	Orange County Transportation Autho	10/14/2011	1/31/2012		\$211,360.00	\$211,360.00	Express Bus Service to Orange County Fair	\$0.00	Yes
MS11019	City of Corona	11/29/2012	4/28/2020		\$225,000.00	\$225,000.00	Expansion of Existing CNG Station	\$0.00	Yes
MS11052	Krisda Inc	9/27/2012	6/26/2013		\$120,000.00	\$120,000.00	Repower Three Heavy-Duty Vehicles	\$0.00	Yes
MS11055	KEC Engineering	2/3/2012	8/2/2018	8/2/2019	\$200,000.00	\$200,000.00	Repower 5 H.D. Off-Road Vehicles	\$0.00	Yes
MS11056	Better World Group Advisors	12/30/2011	12/29/2013	12/29/2015	\$206,836.00	\$186,953.46	Programmatic Outreach Services	\$19,882.54	Yes
MS11057	Riverside County Transportation Co	7/28/2012	3/27/2013		\$100,000.00	\$89,159.40	Develop and Implement 511 "Smart Phone"	\$10,840.60	Yes
MS11058	L A Service Authority for Freeway E	5/31/2013	4/30/2014		\$123,395.00	\$123,395.00	Implement 511 "Smart Phone" Application	\$0.00	Yes
MS11060	Rowland Unified School District	8/17/2012	1/16/2019	1/16/2020	\$175,000.00	\$175,000.00	New Limited Access CNG Station	\$0.00	Yes
MS11061	Eastern Municipal Water District	3/29/2012	5/28/2015		\$11,659.00	\$1,450.00	Retrofit One Off-Road Vehicle under Showc	\$10,209.00	Yes
MS11062	Load Center	9/7/2012	1/6/2016	12/6/2016	\$175,384.00	\$169,883.00	Retrofit Six Off-Road Vehicles under Showc	\$5,501.00	Yes

Cont.#	Contractor	Start Date	Original End Date	Amended End Date	Contract Value	Remitted	Project Description	Award Balance	Billing Complete?
MS11065	Temecula Valley Unified School Distr	8/11/2012	1/10/2019		\$50,000.00	\$48,539.62	Expansion of Existing CNG Station	\$1,460.38	Yes
MS11066	Torrance Unified School District	11/19/2012	9/18/2018		\$42,296.00	\$42,296.00	Expansion of Existing CNG Station	\$0.00	Yes
MS11067	City of Redlands	5/24/2012	11/23/2018	11/23/2019	\$85,000.00	\$85,000.00	Expansion of Existing CNG Station	\$0.00	Yes
MS11068	Ryder System Inc.	7/28/2012	10/27/2018		\$175,000.00	\$175,000.00	New Public Access L/CNG Station (Fontana)	\$0.00	Yes
MS11069	Ryder System Inc.	7/28/2012	8/27/2018		\$175,000.00	\$175,000.00	New Public Access L/CNG Station (Orange)	\$0.00	Yes
MS11071	City of Torrance Transit Department	12/22/2012	1/21/2019	1/21/2020	\$175,000.00	\$175,000.00	New Limited Access CNG Station	\$0.00	Yes
MS11074	SunLine Transit Agency	5/11/2012	7/31/2012		\$41,849.00	\$22,391.00	Transit Service for Coachella Valley Festival	\$19,458.00	Yes
MS11079	Bear Valley Unified School District	2/5/2013	10/4/2019		\$175,000.00	\$175,000.00	New Limited Access CNG Station	\$0.00	Yes
MS11080	Southern California Regional Rail Aut	4/6/2012	7/31/2012		\$26,000.00	\$26,000.00	Metrolink Service to Auto Club Speedway	\$0.00	Yes
MS11086	DCL America Inc.	6/7/2013	10/6/2016		\$500,000.00	\$359,076.96	Retrofit Eight H.D. Off-Road Vehicles Under	\$140,923.04	Yes
MS11087	Cemex Construction Material Pacific,	10/16/2012	2/15/2016		\$448,766.00	\$448,760.80	Retrofit 13 H.D. Off-Road Vehicles Under Sh	\$5.20	Yes
MS11092	Griffith Company	2/15/2013	6/14/2016	12/14/2017	\$390,521.00	\$78,750.00	Retrofit 17 H.D. Off-Road Vehicles Under Sh	\$311,771.00	Yes

Total: 56

Closed/Incomplete Contracts

MS11064	City of Hawthorne	7/28/2012	8/27/2018	8/27/2019	\$175,000.00	\$0.00	New Limited Access CNG Station	\$175,000.00	No
MS11076	SA Recycling, LLC	5/24/2012	9/23/2015		\$424,801.00	\$0.00	Retrofit of 13 Off-Road Diesel Vehicles with	\$424,801.00	No
MS11081	Metropolitan Stevedore Company	9/7/2012	1/6/2016		\$45,416.00	\$0.00	Install DECS on Two Off-Road Vehicles	\$45,416.00	No
MS11082	Baumot North America, LLC	8/2/2012	12/1/2015		\$65,958.00	\$4,350.00	Install DECS on Four Off-Road Vehicles	\$61,608.00	Yes
MS11085	City of Long Beach Fleet Services B	8/23/2013	12/22/2016		\$159,012.00	\$0.00	Retrofit Seven H.D. Off-Road Vehicles Unde	\$159,012.00	No
MS11091	California Cartage Company, LLC	4/5/2013	8/4/2016	2/4/2018	\$55,000.00	\$0.00	Retrofit Two H.D. Off-Road Vehicles Under	\$55,000.00	No

Total: 6

Open/Complete Contracts

ML11024	County of Los Angeles, Dept of Publi	12/5/2014	6/4/2022		\$90,000.00	\$90,000.00	Purchase 3 Nat. Gas H.D. Vehicles	\$0.00	Yes
ML11025	County of Los Angeles Department o	3/14/2014	9/13/2021		\$150,000.00	\$150,000.00	Purchase 5 Nat. Gas H.D. Vehicles	\$0.00	Yes
ML11040	City of South Pasadena	5/4/2012	1/3/2019	1/3/2022	\$30,000.00	\$30,000.00	Purchase 1 Nat. Gas H.D. Vehicle	\$0.00	Yes
MS11073	Los Angeles Unified School District	9/11/2015	2/10/2022		\$175,000.00	\$175,000.00	Expansion of Existing CNG Station	\$0.00	Yes

Total: 4

Cont.#	Contractor	Start Date	Original End Date	Amended End Date	Contract Value	Remitted	Project Description	Award Balance	Billing Complete?
--------	------------	------------	-------------------	------------------	----------------	----------	---------------------	---------------	-------------------

FY 2011-2012 Contracts

Open Contracts

ML12014	City of Santa Ana	11/8/2013	8/7/2020	8/7/2021	\$338,000.00	\$4,709.00	9 H.D. Nat. Gas & LPG Trucks, EV Charging	\$333,291.00	No
ML12045	City of Baldwin Park DPW	2/14/2014	12/13/2020	6/13/2025	\$400,000.00	\$0.00	Install New CNG Station	\$400,000.00	No
ML12057	City of Coachella	8/28/2013	8/27/2019	1/27/2022	\$57,456.00	\$57,456.00	Purchase One Nat. Gas H.D. Vehicle/Street	\$0.00	No
ML12090	City of Palm Springs	10/9/2015	10/8/2021	9/8/2025	\$21,163.00	\$0.00	EV Charging Infrastructure	\$21,163.00	No
ML12091	City of Bellflower	10/5/2018	10/4/2019	6/30/2021	\$100,000.00	\$34,759.94	EV Charging Infrastructure	\$65,240.06	No

Total: 5

Declined/Cancelled Contracts

ML12016	City of Cathedral City	1/4/2013	10/3/2019		\$60,000.00	\$0.00	CNG Vehicle & Electric Vehicle Infrastructur	\$60,000.00	No
ML12038	City of Long Beach Public Works				\$26,000.00	\$0.00	Electric Vehicle Charging Infrastructure	\$26,000.00	No
ML12040	City of Duarte				\$30,000.00	\$0.00	One Heavy-Duty Nat. Gas Vehicle	\$30,000.00	No
ML12044	County of San Bernardino Public Wo				\$250,000.00	\$0.00	Install New CNG Station	\$250,000.00	No
ML12048	City of La Palma	1/4/2013	11/3/2018		\$20,000.00	\$0.00	Two Medium-Duty LPG Vehicles	\$20,000.00	No
ML12052	City of Whittier	3/14/2013	7/13/2019		\$165,000.00	\$0.00	Expansion of Existing CNG Station	\$165,000.00	No
ML12053	City of Mission Viejo				\$60,000.00	\$0.00	EV Charging Infrastructure	\$60,000.00	No
MS12007	WestAir Gases & Equipment				\$100,000.00	\$0.00	Construct New Limited-Acess CNG Station	\$100,000.00	No
MS12027	C.V. Ice Company, Inc.	5/17/2013	11/16/2019		\$75,000.00	\$0.00	Purchase 3 Medium-Heavy Duty Vehicles	\$75,000.00	No
MS12030	Complete Landscape Care, Inc.				\$150,000.00	\$0.00	Purchase 6 Medium-Heavy Duty Vehicles	\$150,000.00	No
MS12067	Leatherwood Construction, Inc.	11/8/2013	3/7/2017		\$122,719.00	\$0.00	Retrofit Six Vehicles w/DECS - Showcase III	\$122,719.00	No
MS12070	Valley Music Travel/CID Entertainme				\$99,000.00	\$0.00	Implement Shuttle Service to Coachella Mus	\$99,000.00	No

Total: 12

Closed Contracts

ML12013	City of Pasadena	10/19/2012	3/18/2015	9/18/2015	\$200,000.00	\$65,065.00	Electric Vehicle Charging Infrastructure	\$134,935.00	Yes
ML12019	City of Palm Springs	9/6/2013	7/5/2015		\$38,000.00	\$16,837.00	EV Charging Infrastructure	\$21,163.00	Yes
ML12020	City of Los Angeles Dept of General	9/27/2012	3/26/2019	3/26/2020	\$450,000.00	\$450,000.00	15 H.D. Nat. Gas Vehicles	\$0.00	Yes
ML12021	City of Rancho Cucamonga	9/14/2012	1/13/2020		\$40,000.00	\$40,000.00	Four Medium-Duty Nat. Gas Vehicles	\$0.00	Yes
ML12022	City of La Puente	12/6/2013	6/5/2020		\$110,000.00	\$110,000.00	2 Medium-Duty and Three Heavy-Duty CNG	\$0.00	Yes
ML12023	County of Los Angeles Internal Servi	8/1/2013	2/28/2015		\$250,000.00	\$192,333.00	EV Charging Infrastructure	\$57,667.00	Yes
ML12037	Coachella Valley Association of Gov	3/14/2013	3/13/2014		\$250,000.00	\$250,000.00	Street Sweeping Operations	\$0.00	Yes
ML12039	City of Redlands	2/8/2013	10/7/2019		\$90,000.00	\$90,000.00	Three Heavy-Duty Nat. Gas Vehicles	\$0.00	Yes
ML12041	City of Anaheim Public Utilities Depa	4/4/2014	11/3/2015	11/3/2017	\$68,977.00	\$38,742.16	EV Charging Infrastructure	\$30,234.84	Yes
ML12042	City of Chino Hills	1/18/2013	3/17/2017		\$87,500.00	\$87,500.00	Expansion of Existing CNG Station	\$0.00	Yes
ML12046	City of Irvine	8/11/2013	3/10/2021		\$30,000.00	\$30,000.00	One Heavy-Duty Nat. Gas Vehicle	\$0.00	Yes
ML12047	City of Orange	2/1/2013	1/31/2019		\$30,000.00	\$30,000.00	One Heavy-Duty Nat. Gas Vehicle	\$0.00	Yes
ML12049	City of Rialto Public Works	7/14/2014	9/13/2015		\$30,432.00	\$3,265.29	EV Charging Infrastructure	\$27,166.71	Yes

Cont.#	Contractor	Start Date	Original End Date	Amended End Date	Contract Value	Remitted	Project Description	Award Balance	Billing Complete?
ML12050	City of Baldwin Park	4/25/2013	4/24/2014	10/24/2014	\$402,400.00	\$385,363.00	EV Charging Infrastructure	\$17,037.00	Yes
ML12054	City of Palm Desert	9/30/2013	2/28/2015		\$77,385.00	\$77,385.00	EV Charging Infrastructure	\$0.00	Yes
ML12055	City of Manhattan Beach	3/1/2013	12/31/2018		\$10,000.00	\$10,000.00	One Medium-Duty Nat. Gas Vehicle	\$0.00	Yes
ML12056	City of Cathedral City	3/26/2013	5/25/2014		\$25,000.00	\$25,000.00	Regional Street Sweeping Program	\$0.00	Yes
ML12066	City of Manhattan Beach	1/7/2014	4/6/2015		\$5,900.00	\$5,900.00	Electric Vehicle Charging Infrastructure	\$0.00	Yes
MS12001	Los Angeles County MTA	7/1/2012	4/30/2013		\$300,000.00	\$211,170.00	Clean Fuel Transit Service to Dodger Stadium	\$88,830.00	Yes
MS12002	Orange County Transportation Authority	9/7/2012	4/30/2013		\$342,340.00	\$333,185.13	Express Bus Service to Orange County Fair	\$9,154.87	Yes
MS12003	Orange County Transportation Authority	7/20/2012	2/28/2013		\$234,669.00	\$167,665.12	Implement Metrolink Service to Angel Stadium	\$67,003.88	Yes
MS12004	USA Waste of California, Inc.	10/24/2013	11/23/2019		\$175,000.00	\$175,000.00	Construct New Limited-Access CNG Station	\$0.00	Yes
MS12005	USA Waste of California, Inc.	10/19/2012	8/18/2013		\$75,000.00	\$75,000.00	Vehicle Maintenance Facility Modifications	\$0.00	Yes
MS12006	Waste Management Collection & Re	10/19/2012	8/18/2013		\$75,000.00	\$75,000.00	Vehicle Maintenance Facility Modifications	\$0.00	Yes
MS12009	Sysco Food Services of Los Angeles	1/7/2014	4/6/2020		\$150,000.00	\$150,000.00	Construct New Public-Access LNG Station	\$0.00	Yes
MS12010	Murrieta Valley Unified School District	4/5/2013	9/4/2019		\$242,786.00	\$242,786.00	Construct New Limited-Access CNG Station	\$0.00	Yes
MS12012	Rim of the World Unified School District	12/20/2012	5/19/2014		\$75,000.00	\$75,000.00	Vehicle Maintenance Facility Modifications	\$0.00	Yes
MS12024	Southern California Gas Company	6/13/2013	12/12/2019	11/12/2020	\$150,000.00	\$150,000.00	Construct New Public-Access CNG Station -	\$0.00	Yes
MS12025	Silverado Stages, Inc.	11/2/2012	7/1/2018		\$150,000.00	\$150,000.00	Purchase Six Medium-Heavy Duty Vehicles	\$0.00	Yes
MS12026	U-Haul Company of California	3/14/2013	3/13/2019		\$500,000.00	\$353,048.26	Purchase 23 Medium-Heavy Duty Vehicles	\$146,951.74	Yes
MS12028	Dy-Dee Service of Pasadena, Inc.	12/22/2012	1/21/2019		\$45,000.00	\$40,000.00	Purchase 2 Medium-Duty and 1 Medium-Heavy	\$5,000.00	Yes
MS12029	Community Action Partnership of Orange	11/2/2012	11/1/2018		\$25,000.00	\$14,850.00	Purchase 1 Medium-Heavy Duty Vehicle	\$10,150.00	Yes
MS12031	Final Assembly, Inc.	11/2/2012	11/1/2018		\$50,000.00	\$32,446.00	Purchase 2 Medium-Heavy Duty Vehicles	\$17,554.00	Yes
MS12032	Fox Transportation	12/14/2012	12/13/2018		\$500,000.00	\$500,000.00	Purchase 20 Medium-Heavy Duty Vehicles	\$0.00	Yes
MS12035	Disneyland Resort	1/4/2013	7/3/2019		\$25,000.00	\$18,900.00	Purchase 1 Medium-Heavy Duty Vehicle	\$6,100.00	Yes
MS12036	Jim & Doug Carter's Automotive/VSP	1/4/2013	11/3/2018		\$50,000.00	\$50,000.00	Purchase 2 Medium-Heavy Duty Vehicles	\$0.00	Yes
MS12058	Krisda Inc	4/24/2013	1/23/2019		\$25,000.00	\$25,000.00	Repower One Heavy-Duty Off-Road Vehicle	\$0.00	Yes
MS12059	Orange County Transportation Authority	2/28/2013	12/27/2014		\$75,000.00	\$75,000.00	Maintenance Facilities Modifications	\$0.00	Yes
MS12060	City of Santa Monica	4/4/2014	8/3/2017	8/3/2019	\$500,000.00	\$434,202.57	Implement Westside Bikeshare Program	\$65,797.43	Yes
MS12061	Orange County Transportation Authority	3/14/2014	3/13/2017		\$224,000.00	\$114,240.00	Transit-Oriented Bicycle Sharing Program	\$109,760.00	Yes
MS12062	Fraser Communications	12/7/2012	5/31/2014		\$998,669.00	\$989,218.49	Develop & Implement "Rideshare Thursday"	\$9,450.51	Yes
MS12063	Custom Alloy Light Metals, Inc.	8/16/2013	2/15/2020		\$100,000.00	\$100,000.00	Install New Limited Access CNG Station	\$0.00	Yes
MS12064	Anaheim Transportation Network	3/26/2013	12/31/2014		\$127,296.00	\$56,443.92	Implement Anaheim Circulator Service	\$70,852.08	Yes
MS12065	Orange County Transportation Authority	7/27/2013	11/30/2013		\$43,933.00	\$14,832.93	Ducks Express Service to Honda Center	\$29,100.07	Yes
MS12068	Southern California Regional Rail Authority	3/1/2013	9/30/2013		\$57,363.00	\$47,587.10	Implement Metrolink Service to Autoclub Sp	\$9,775.90	Yes
MS12069	City of Irvine	8/11/2013	2/28/2014		\$45,000.00	\$26,649.41	Implement Special Transit Service to Solar	\$18,350.59	Yes
MS12071	Transit Systems Unlimited, Inc.	5/17/2013	12/16/2018		\$21,250.00	\$21,250.00	Expansion of Existing CNG Station	\$0.00	Yes
MS12072	99 Cents Only Stores	4/5/2013	9/4/2019		\$100,000.00	\$100,000.00	Construct New CNG Station	\$0.00	Yes
MS12073	FirstCNG, LLC	7/27/2013	12/26/2019		\$150,000.00	\$150,000.00	Construct New CNG Station	\$0.00	Yes
MS12074	Arcadia Unified School District	7/5/2013	9/4/2019		\$175,000.00	\$175,000.00	Expansion of Existing CNG Infrastructure	\$0.00	Yes

Cont.#	Contractor	Start Date	Original End Date	Amended End Date	Contract Value	Remitted	Project Description	Award Balance	Billing Complete?
MS12076	City of Ontario, Housing & Municipal	3/8/2013	4/7/2015		\$75,000.00	\$75,000.00	Maintenance Facilities Modification	\$0.00	Yes
MS12078	Penske Truck Leasing Co., L.P.	1/7/2014	1/6/2016		\$75,000.00	\$73,107.00	Maintenance Facility Modifications - Vernon	\$1,893.00	Yes
MS12081	Penske Truck Leasing Co., L.P.	1/7/2014	1/6/2016		\$75,000.00	\$75,000.00	Maintenance Facility Modifications - Santa A	\$0.00	Yes
MS12085	Bear Valley Unified School District	4/25/2013	6/24/2014		\$75,000.00	\$75,000.00	Maintenance Facility Modifications	\$0.00	Yes
MS12086	SuperShuttle International, Inc.	3/26/2013	3/25/2019		\$225,000.00	\$225,000.00	Purchase 23 Medium-Heavy Duty Vehicles	\$0.00	Yes
MS12087	Los Angeles County MTA	8/29/2013	11/28/2015		\$125,000.00	\$125,000.00	Implement Rideshare Incentives Program	\$0.00	Yes
MS12088	Orange County Transportation Autho	12/6/2013	3/5/2016		\$125,000.00	\$18,496.50	Implement Rideshare Incentives Program	\$106,503.50	Yes
MS12089	Riverside County Transportation Co	10/18/2013	9/17/2015		\$249,136.00	\$105,747.48	Implement Rideshare Incentives Program	\$143,388.52	Yes
MS12Hom	Mansfield Gas Equipment Systems				\$296,000.00	\$0.00	Home Refueling Apparatus Incentive Progra	\$296,000.00	Yes

Total: 59

Closed/Incomplete Contracts

ML12051	City of Bellflower	2/7/2014	2/6/2016	5/6/2018	\$100,000.00	\$0.00	EV Charging Infrastructure	\$100,000.00	No
MS12077	City of Coachella	6/14/2013	6/13/2020		\$225,000.00	\$0.00	Construct New CNG Station	\$225,000.00	No
MS12079	Penske Truck Leasing Co., L.P.	1/7/2014	1/6/2016		\$75,000.00	\$0.00	Maintenance Facility Modifications - Boyle H	\$75,000.00	No
MS12084	Airport Mobil Inc.	12/6/2013	5/5/2020		\$150,000.00	\$0.00	Install New CNG Infrastructure	\$150,000.00	No

Total: 4

Open/Complete Contracts

ML12015	City of Fullerton	4/25/2013	11/24/2020	11/24/2021	\$40,000.00	\$40,000.00	HD CNG Vehicle, Expand CNG Station	\$0.00	Yes
ML12017	City of Los Angeles, Bureau of Sanit	6/26/2013	5/25/2020	11/25/2021	\$950,000.00	\$950,000.00	32 H.D. Nat. Gas Vehicles	\$0.00	Yes
ML12018	City of West Covina	10/18/2013	10/17/2020	8/17/2023	\$300,000.00	\$300,000.00	Expansion of Existing CNG Station	\$0.00	Yes
ML12043	City of Hemet	6/24/2013	9/23/2019	11/23/2021	\$30,000.00	\$30,000.00	One Heavy-Duty Nat. Gas Vehicles	\$0.00	Yes
MS12008	Bonita Unified School District	7/12/2013	12/11/2019	4/11/2021	\$175,000.00	\$175,000.00	Construct New Limited-Access CNG Station	\$0.00	Yes
MS12011	Southern California Gas Company	6/14/2013	6/13/2019	5/28/2021	\$150,000.00	\$150,000.00	Construct New Public-Access CNG Station -	\$0.00	Yes
MS12033	Mike Diamond/Phace Management	12/22/2012	12/21/2018	6/21/2021	\$148,900.00	\$148,900.00	Purchase 20 Medium-Heavy Duty Vehicles	\$0.00	Yes
MS12034	Ware Disposal Company, Inc.	11/2/2012	11/1/2018	5/1/2022	\$133,070.00	\$133,070.00	Purchase 8 Medium-Heavy Duty Vehicles	\$0.00	Yes
MS12075	CR&R Incorporated	7/27/2013	1/26/2021	1/26/2022	\$100,000.00	\$100,000.00	Expansion of Existing CNG Infrastructure	\$0.00	Yes
MS12080	City of Pasadena	11/8/2013	8/7/2020	2/7/2022	\$225,000.00	\$225,000.00	Expansion of Existing CNG Infrastructure	\$0.00	Yes
MS12082	City of Los Angeles, Bureau of Sanit	11/20/2013	2/19/2021	2/19/2023	\$175,000.00	\$175,000.00	Install New CNG Infrastructure	\$0.00	Yes
MS12083	Brea Olinda Unified School District	7/30/2015	2/29/2024		\$59,454.00	\$59,454.00	Install New CNG Infrastructure	\$0.00	Yes

Total: 12

Cont.#	Contractor	Start Date	Original End Date	Amended End Date	Contract Value	Remitted	Project Description	Award Balance	Billing Complete?
--------	------------	------------	----------------------	---------------------	-------------------	----------	---------------------	------------------	----------------------

FY 2012-2014 Contracts

Open Contracts

ML14012	City of Santa Ana	2/13/2015	10/12/2021		\$244,000.00	\$0.00	EV Charging and 7 H.D. LPG Vehicles	\$244,000.00	No
ML14021	Riverside County Regional Park and	7/24/2014	12/23/2016	9/30/2024	\$250,000.00	\$0.00	Bicycle Trail Improvements	\$250,000.00	No
ML14023	County of Los Angeles Department o	10/2/2015	9/1/2017	3/1/2021	\$230,000.00	\$0.00	Maintenance Fac. Modifications-Westcheste	\$230,000.00	No
ML14024	County of Los Angeles Department o	10/2/2015	9/1/2017	9/1/2021	\$230,000.00	\$0.00	Maintenance Fac. Modifications-Baldwin Par	\$230,000.00	No
ML14027	County of Los Angeles Dept of Publi	10/2/2015	5/1/2023	12/1/2025	\$492,000.00	\$0.00	Construct New CNG Station in Canyon Coun	\$492,000.00	No
ML14030	County of Los Angeles Internal Servi	1/9/2015	3/8/2018	7/30/2021	\$425,000.00	\$25,000.00	Bicycle Racks, Outreach & Education	\$400,000.00	No
ML14072	City of Cathedral City	8/13/2014	1/12/2021	7/12/2022	\$41,000.00	\$35,089.03	Install Bicycle Racks & Implement Bicycle E	\$5,910.97	No
ML14097	County of Los Angeles Internal Servi	9/6/2019	9/5/2020	9/5/2021	\$104,400.00	\$0.00	Electric Vehicle Charging Infrastructure	\$104,400.00	No
MS14057	Los Angeles County MTA	11/7/2014	10/6/2019	10/6/2023	\$1,250,000.00	\$0.00	Implement Various Signal Synchronization P	\$1,250,000.00	No
MS14059	Riverside County Transportation Co	9/5/2014	3/4/2018	3/4/2022	\$1,250,000.00	\$899,594.08	Implement Various Signal Synchronization P	\$350,405.92	No
MS14072	San Bernardino County Transportatio	3/27/2015	3/26/2018	3/26/2022	\$1,250,000.00	\$887,566.17	Implement Various Signal Synchronization P	\$362,433.83	No
MS14079	Waste Resources, Inc.	9/14/2016	8/13/2022	2/13/2024	\$100,000.00	\$0.00	New Limited Access CNG Station	\$100,000.00	No
MS14083	Hacienda La Puente Unified School	7/10/2015	3/9/2022		\$175,000.00	\$0.00	New Limited Access CNG Station	\$175,000.00	No

Total: 13

Declined/Cancelled Contracts

ML14063	City of Hawthorne				\$32,000.00	\$0.00	Expansion of Existng CNG Infrastructure	\$32,000.00	No
ML14068	City of South Pasadena	9/12/2014	10/11/2015	1/11/2020	\$10,183.00	\$0.00	Electric Vehicle Charging Infrastructure	\$10,183.00	No
ML14069	City of Beaumont	3/3/2017	3/2/2025		\$200,000.00	\$0.00	Construct New CNG Infrastructure	\$200,000.00	No
MS14035	Penske Truck Leasing Co., L.P.				\$75,000.00	\$0.00	Vehicle Maint. Fac. Modifications - Sun Valle	\$75,000.00	No
MS14036	Penske Truck Leasing Co., L.P.				\$75,000.00	\$0.00	Vehicle Maint. Fac. Modifications - La Mirad	\$75,000.00	No
MS14038	Penske Truck Leasing Co., L.P.				\$75,000.00	\$0.00	Vehicle Maint. Fac. Modifications - Fontana	\$75,000.00	No
MS14043	City of Anaheim				\$175,000.00	\$0.00	Expansion of Existing CNG Station	\$175,000.00	No
MS14078	American Honda Motor Co., Inc.	9/4/2015	8/3/2022		\$150,000.00	\$0.00	New Public Access CNG Station	\$150,000.00	No
MS14085	Prologis, L.P.				\$100,000.00	\$0.00	New Limited Access CNG Station	\$100,000.00	No
MS14086	San Gabriel Valley Towing I				\$150,000.00	\$0.00	New Public Access CNG Station	\$150,000.00	No
MS14091	Serv-Wel Disposal				\$100,000.00	\$0.00	New Limited-Access CNG Infrastructure	\$100,000.00	No

Total: 11

Closed Contracts

ML14010	City of Cathedral City	8/13/2014	10/12/2015		\$25,000.00	\$25,000.00	Street Sweeping Operations	\$0.00	Yes
ML14011	City of Palm Springs	6/13/2014	1/12/2016		\$79,000.00	\$78,627.00	Bicycle Racks, Bicycle Outreach & Educatio	\$373.00	Yes
ML14014	City of Torrance	9/5/2014	12/4/2019		\$56,000.00	\$56,000.00	EV Charging Infrastructure	\$0.00	Yes
ML14015	Coachella Valley Association of Gov	6/6/2014	9/5/2015		\$250,000.00	\$250,000.00	Street Sweeping Operations	\$0.00	Yes
ML14029	City of Irvine	7/11/2014	6/10/2017		\$90,500.00	\$71,056.78	Bicycle Trail Improvements	\$19,443.22	Yes
ML14031	Riverside County Waste Manageme	6/13/2014	12/12/2020		\$90,000.00	\$90,000.00	Purchase 3 H.D. CNG Vehicles	\$0.00	Yes

Cont.#	Contractor	Start Date	Original End Date	Amended End Date	Contract Value	Remitted	Project Description	Award Balance	Billing Complete?
ML14049	City of Moreno Valley	7/11/2014	3/10/2021		\$105,000.00	\$101,976.09	One HD Nat Gas Vehicle, EV Charging, Bicy	\$3,023.91	Yes
ML14051	City of Brea	9/5/2014	1/4/2017	7/4/2018	\$450,000.00	\$450,000.00	Installation of Bicycle Trail	\$0.00	Yes
ML14054	City of Torrance	11/14/2014	4/13/2017	7/13/2017	\$350,000.00	\$319,908.80	Upgrade Maintenance Facility	\$30,091.20	Yes
ML14055	City of Highland	10/10/2014	3/9/2018	3/9/2019	\$500,000.00	\$489,385.24	Bicycle Lanes and Outreach	\$10,614.76	Yes
ML14056	City of Redlands	9/5/2014	5/4/2016	5/4/2018	\$125,000.00	\$125,000.00	Bicycle Lanes	\$0.00	Yes
ML14064	City of Claremont	7/11/2014	7/10/2020	1/10/2021	\$60,000.00	\$60,000.00	Purchase Two Heavy-Duty Nat. Gas Vehicle	\$0.00	Yes
ML14065	City of Orange	9/5/2014	8/4/2015		\$10,000.00	\$10,000.00	Electric Vehicle Charging Infrastructure	\$0.00	Yes
ML14070	City of Rancho Cucamonga	9/3/2016	12/2/2018		\$365,245.00	\$326,922.25	Bicycle Trail Improvements	\$38,322.75	Yes
ML14071	City of Manhattan Beach	1/9/2015	11/8/2018		\$22,485.00	\$22,485.00	Electric Vehicle Charging Infrastructure	\$0.00	Yes
ML14094	City of Yucaipa	6/9/2017	6/8/2018		\$84,795.00	\$84,795.00	Installation of Bicycle Lanes	\$0.00	Yes
ML14095	City of South Pasadena	1/10/2019	7/9/2019		\$142,096.00	\$134,182.09	Bicycle Trail Improvements	\$7,913.91	Yes
ML14096	County of Los Angeles Dept of Pub	5/3/2019	12/2/2019	3/2/2020	\$74,186.00	\$74,186.00	San Gabriel BikeTrail Underpass Improveme	\$0.00	Yes
MS14001	Los Angeles County MTA	3/6/2015	4/30/2015		\$1,216,637.00	\$1,199,512.68	Clean Fuel Transit Service to Dodger Stadiu	\$17,124.32	Yes
MS14002	Orange County Transportation Autho	9/6/2013	4/30/2014		\$576,833.00	\$576,833.00	Clean Fuel Transit Service to Orange Count	\$0.00	Yes
MS14003	Orange County Transportation Autho	8/1/2013	4/30/2014	10/30/2014	\$194,235.00	\$184,523.00	Implement Metrolink Service to Angel Stadiu	\$9,712.00	Yes
MS14004	Orange County Transportation Autho	9/24/2013	4/30/2014		\$36,800.00	\$35,485.23	Implement Express Bus Service to Solar De	\$1,314.77	Yes
MS14005	Transit Systems Unlimited, Inc.	4/11/2014	2/28/2016		\$515,200.00	\$511,520.00	Provide Expanded Shuttle Service to Hollyw	\$3,680.00	Yes
MS14007	Orange County Transportation Autho	6/6/2014	4/30/2015		\$208,520.00	\$189,622.94	Implement Special Metrolink Service to Ang	\$18,897.06	Yes
MS14008	Orange County Transportation Autho	8/13/2014	5/31/2015		\$601,187.00	\$601,187.00	Implement Clean Fuel Bus Service to Orang	\$0.00	Yes
MS14009	A-Z Bus Sales, Inc.	1/17/2014	12/31/2014	3/31/2015	\$388,000.00	\$388,000.00	Alternative Fuel School Bus Incentive Progra	\$0.00	Yes
MS14037	Penske Truck Leasing Co., L.P.	4/7/2017	6/6/2020		\$75,000.00	\$75,000.00	Vehicle Maint. Fac. Modifications - Carson	\$0.00	Yes
MS14039	Waste Management Collection and	7/10/2015	4/9/2016		\$75,000.00	\$75,000.00	Vehicle Maint. Fac. Modifications - Irvine	\$0.00	Yes
MS14040	Waste Management Collection and	7/10/2015	4/9/2016		\$75,000.00	\$75,000.00	Vehicle Maint. Fac. Modifications - Santa An	\$0.00	Yes
MS14044	TIMCO CNG Fund I, LLC	5/2/2014	11/1/2020		\$150,000.00	\$150,000.00	New Public-Access CNG Station in Santa A	\$0.00	Yes
MS14045	TIMCO CNG Fund I, LLC	6/6/2014	12/5/2020		\$150,000.00	\$150,000.00	New Public-Access CNG Station in Inglewoo	\$0.00	Yes
MS14047	Southern California Regional Rail Aut	3/7/2014	9/30/2014		\$49,203.00	\$32,067.04	Special Metrolink Service to Autoclub Speed	\$17,135.96	Yes
MS14048	BusWest	3/14/2014	12/31/2014	5/31/2015	\$940,850.00	\$847,850.00	Alternative Fuel School Bus Incentive Progra	\$93,000.00	Yes
MS14052	Arcadia Unified School District	6/13/2014	10/12/2020		\$78,000.00	\$78,000.00	Expansion of an Existing CNG Fueling Statio	\$0.00	Yes
MS14058	Orange County Transportation Autho	11/7/2014	4/6/2016	4/6/2017	\$1,250,000.00	\$1,250,000.00	Implement Various Signal Synchronization P	\$0.00	Yes
MS14073	Anaheim Transportation Network	1/9/2015	4/30/2017		\$221,312.00	\$221,312.00	Anaheim Resort Circulator Service	\$0.00	Yes
MS14087	Orange County Transportation Autho	8/14/2015	4/30/2016		\$239,645.00	\$195,377.88	Implement Special Metrolink Service to Ang	\$44,267.12	Yes
MS14088	Southern California Regional Rail Aut	5/7/2015	9/30/2015		\$79,660.00	\$66,351.44	Special Metrolink Service to Autoclub Speed	\$13,308.56	Yes
MS14089	Top Shelf Consulting, LLC	1/18/2017	8/4/2016	3/31/2017	\$200,000.00	\$200,000.00	Enhanced Fleet Modernization Program	\$0.00	Yes

Total: 39

Closed/Incomplete Contracts

ML14020	County of Los Angeles Dept of Pub	8/13/2014	1/12/2018		\$150,000.00	\$0.00	San Gabriel BikeTrail Underpass Improveme	\$150,000.00	No
ML14050	City of Yucaipa	7/11/2014	9/10/2015	7/1/2016	\$84,795.00	\$0.00	Installation of Bicycle Lanes	\$84,795.00	No

Cont.#	Contractor	Start Date	Original End Date	Amended End Date	Contract Value	Remitted	Project Description	Award Balance	Billing Complete?
ML14060	County of Los Angeles Internal Servi	10/6/2017	1/5/2019		\$104,400.00	\$0.00	Electric Vehicle Charging Infrastructure	\$104,400.00	No
ML14066	City of South Pasadena	9/12/2014	7/11/2016	2/11/2018	\$142,096.00	\$0.00	Bicycle Trail Improvements	\$142,096.00	No
ML14093	County of Los Angeles Dept of Pub	8/14/2015	1/13/2019		\$150,000.00	\$0.00	San Gabriel BikeTrail Underpass Improveme	\$150,000.00	No
MS14092	West Covina Unified School District	9/3/2016	12/2/2022		\$124,000.00	\$0.00	Expansion of Existing CNG Infrastructure	\$124,000.00	No

Total: 6

Open/Complete Contracts									
ML14013	City of Los Angeles, Bureau of Sanit	10/7/2016	2/6/2025		\$400,000.00	\$400,000.00	Purchase 14 H.D. Nat. Gas Vehicles	\$0.00	Yes
ML14016	City of Anaheim	4/3/2015	9/2/2021		\$380,000.00	\$380,000.00	Purchase 2 H.D. Vehicles, Expansion of Exi	\$0.00	Yes
ML14018	City of Los Angeles Dept of General	3/6/2015	9/5/2021	2/5/2026	\$810,000.00	\$810,000.00	Purchase 27 H.D. Nat. Gas Vehicles	\$0.00	Yes
ML14019	City of Corona Public Works	12/5/2014	6/4/2020	3/6/2023	\$111,518.00	\$111,517.18	EV Charging, Bicycle Racks, Bicycle Locker	\$0.82	Yes
ML14022	County of Los Angeles Department o	10/2/2015	5/1/2022		\$270,000.00	\$270,000.00	Purchase 9 H.D. Nat. Gas Vehicles	\$0.00	Yes
ML14025	County of Los Angeles Dept of Publi	10/2/2015	7/1/2018	7/1/2024	\$300,000.00	\$300,000.00	Construct New CNG Station in Malibu	\$0.00	Yes
ML14026	County of Los Angeles Dept of Publi	10/2/2015	5/1/2023	5/1/2024	\$300,000.00	\$300,000.00	Construct New CNG Station in Castaic	\$0.00	Yes
ML14028	City of Fullerton	9/5/2014	1/4/2022		\$126,950.00	\$126,950.00	Expansion of Existing CNG Infrastructure	\$0.00	Yes
ML14032	City of Rancho Cucamonga	1/9/2015	1/8/2022		\$113,990.00	\$104,350.63	Expansion of Existing CNG Infrass., Bicycle L	\$9,639.37	Yes
ML14033	City of Irvine	7/11/2014	2/10/2021	2/10/2022	\$60,000.00	\$60,000.00	Purchase 2 H.D. CNG Vehicles	\$0.00	Yes
ML14034	City of Lake Elsinore	9/5/2014	5/4/2021		\$56,700.00	\$56,700.00	EV Charging Stations	\$0.00	Yes
ML14061	City of La Habra	3/11/2016	3/10/2022		\$41,600.00	\$41,270.49	Purchase Two Heavy-Duty Nat. Gas Vehicle	\$329.51	Yes
ML14062	City of San Fernando	3/27/2015	5/26/2021	10/31/2023	\$325,679.00	\$325,679.00	Expand Existing CNG Fueling Station	\$0.00	Yes
ML14067	City of Duarte	12/4/2015	1/3/2023	6/3/2024	\$60,000.00	\$60,000.00	Purchase Two Electric Buses	\$0.00	Yes
MS14041	USA Waste of California, Inc.	9/4/2015	10/3/2021		\$175,000.00	\$175,000.00	Limited-Access CNG Station, Vehicle Maint.	\$0.00	Yes
MS14042	Grand Central Recycling & Transfer	6/6/2014	9/5/2021		\$150,000.00	\$150,000.00	Expansion of Existing CNG Station	\$0.00	Yes
MS14046	Ontario CNG Station Inc.	5/15/2014	5/14/2020	11/14/2021	\$150,000.00	\$150,000.00	Expansion of Existing CNG Infrastructure	\$0.00	Yes
MS14053	Upland Unified School District	1/9/2015	7/8/2021		\$175,000.00	\$175,000.00	Expansion of Existing CNG Infrastructure	\$0.00	Yes
MS14074	Midway City Sanitary District	1/9/2015	3/8/2021		\$250,000.00	\$250,000.00	Limited-Access CNG Station & Facility Modif	\$0.00	Yes
MS14075	Fullerton Joint Union High School Di	7/22/2016	11/21/2023		\$300,000.00	\$293,442.00	Expansion of Existing CNG Infrastructure/Ma	\$6,558.00	Yes
MS14076	Rialto Unified School District	6/17/2015	2/16/2022	6/25/2023	\$225,000.00	\$225,000.00	New Public Access CNG Station	\$0.00	Yes
MS14077	County Sanitation Districts of L.A. Co	3/6/2015	5/5/2021		\$175,000.00	\$175,000.00	New Limited Access CNG Station	\$0.00	Yes
MS14080	CR&R Incorporated	6/1/2015	8/31/2021	8/31/2022	\$200,000.00	\$200,000.00	Expansion of Existing CNG Infrastructure/Ma	\$0.00	Yes
MS14081	CR&R Incorporated	6/1/2015	5/30/2021		\$175,000.00	\$100,000.00	Expansion of Existing CNG Infrastructure/Ma	\$75,000.00	Yes
MS14082	Grand Central Recycling & Transfer	12/4/2015	3/3/2023	3/3/2024	\$150,000.00	\$150,000.00	Construct New Public Access CNG Station	\$0.00	Yes
MS14084	US Air Conditioning Distributors	5/7/2015	9/6/2021		\$100,000.00	\$100,000.00	Expansion of Existing CNG Infrastructure	\$0.00	Yes
MS14090	City of Monterey Park	5/7/2015	5/6/2021		\$225,000.00	\$225,000.00	Expansion of Existing CNG Infrastructure	\$0.00	Yes

Total: 27

Cont.#	Contractor	Start Date	Original End Date	Amended End Date	Contract Value	Remitted	Project Description	Award Balance	Billing Complete?
--------	------------	------------	-------------------	------------------	----------------	----------	---------------------	---------------	-------------------

FY 2014-2016 Contracts

Open Contracts

ML16006	City of Cathedral City	4/27/2016	4/26/2022		\$25,000.00	\$0.00	Bicycle Outreach	\$25,000.00	No
ML16007	City of Culver City Transportation De	10/6/2015	4/5/2023		\$246,000.00	\$210,000.00	Purchase 7 H.D. Nat. Gas Vehicles, EV Cha	\$36,000.00	No
ML16008	City of Pomona	9/20/2016	11/19/2022	5/19/2025	\$60,000.00	\$0.00	Purchase 3 Medium-Duty and 1 Heavy-Duty	\$60,000.00	No
ML16010	City of Fullerton	10/7/2016	4/6/2023	4/6/2024	\$78,222.00	\$27,896.71	Install EV Charging Stations	\$50,325.29	No
ML16017	City of Long Beach	2/5/2016	8/4/2023	1/4/2026	\$1,445,400.00	\$1,375,400.00	Purchase 50 Medium-Duty, 17 H.D. Nat. Ga	\$70,000.00	No
ML16018	City of Hermosa Beach	10/7/2016	1/6/2023		\$29,520.00	\$23,768.44	Purchase 2 M.D. Nat. Gas Vehicles, Bicycle	\$5,751.56	No
ML16022	Los Angeles Department of Water an	5/5/2017	3/4/2024	9/4/2025	\$360,000.00	\$0.00	Purchase 12 H.D. Nat. Gas Vehicles	\$360,000.00	No
ML16025	City of South Pasadena	6/22/2016	4/21/2023	10/21/2024	\$160,000.00	\$0.00	Purchase H.D. Nat. Gas Vehicle, Expand Exi	\$160,000.00	No
ML16032	City of Azusa	9/9/2016	4/8/2019	4/8/2021	\$474,925.00	\$474,925.00	Implement a "Complete Streets" Pedestrian	\$0.00	No
ML16038	City of Palm Springs	4/1/2016	7/31/2022	9/30/2022	\$170,000.00	\$0.00	Install Bicycle Lanes & Purchase 2 Heavy-D	\$170,000.00	No
ML16039	City of Torrance Transit Department	1/6/2017	9/5/2022	9/5/2023	\$32,000.00	\$0.00	Install EV Charging Infrastructure	\$32,000.00	No
ML16040	City of Eastvale	1/6/2017	7/5/2022	7/5/2026	\$110,000.00	\$0.00	Install EV Charging Infrastructure	\$110,000.00	No
ML16041	City of Moreno Valley	9/3/2016	1/2/2021	1/2/2024	\$20,000.00	\$0.00	Install EV Charging Infrastructure	\$20,000.00	No
ML16046	City of El Monte	4/1/2016	5/31/2021	5/31/2023	\$20,160.00	\$0.00	Install EV Charging Infrastructure	\$20,160.00	No
ML16047	City of Fontana	1/6/2017	8/5/2019	8/5/2021	\$500,000.00	\$0.00	Enhance an Existing Class 1 Bikeway	\$500,000.00	No
ML16048	City of Placentia	3/26/2016	5/25/2021	6/25/2022	\$90,000.00	\$18,655.00	Install a Bicycle Locker and EV Charging Infr	\$71,345.00	No
ML16052	City of Rancho Cucamonga	9/3/2016	11/2/2019	3/31/2021	\$315,576.00	\$0.00	Install Two Class 1 Bikeways	\$315,576.00	No
ML16057	City of Yucaipa	4/27/2016	1/26/2019	1/26/2022	\$380,000.00	\$0.00	Implement a "Complete Streets" Pedestrian	\$380,000.00	No
ML16070	City of Beverly Hills	2/21/2017	6/20/2023		\$90,000.00	\$0.00	Purchase 3 H.D. Nat. Gas Vehicles	\$90,000.00	No
ML16071	City of Highland	5/5/2017	1/4/2020	1/4/2022	\$264,500.00	\$0.00	Implement a "Complete Streets" Pedestrian	\$264,500.00	No
ML16075	City of San Fernando	10/27/2016	2/26/2019	2/26/2022	\$354,000.00	\$0.00	Install a Class 1 Bikeway	\$354,000.00	No
ML16077	City of Rialto	5/3/2018	10/2/2021	2/2/2026	\$463,216.00	\$158,105.51	Pedestrian Access Improvements, Bicycle L	\$305,110.49	No
ML16083	City of El Monte	4/1/2016	4/30/2021	4/30/2023	\$57,210.00	\$25,375.60	Install EV Charging Infrastructure	\$31,834.40	No
MS16086	San Bernardino County Transportatio	9/3/2016	10/2/2021		\$800,625.00	\$573,686.88	Freeway Service Patrols	\$226,938.12	No
MS16094	Riverside County Transportation Co	1/25/2017	1/24/2022		\$1,909,241.00	\$0.00	MetroLink First Mile/Last Mile Mobility Strate	\$1,909,241.00	No
MS16096	San Bernardino County Transportatio	10/27/2016	12/26/2019	6/30/2021	\$450,000.00	\$0.00	EV Charging Infrastructure	\$450,000.00	No
MS16110	City of Riverside	10/6/2017	2/5/2025	2/5/2026	\$300,000.00	\$71,250.00	Expansion of Existing CNG Station and Main	\$228,750.00	No
MS16115	City of Santa Monica	4/14/2017	7/13/2025		\$870,000.00	\$427,500.00	Repower 58 Transit Buses	\$442,500.00	No
MS16117	Omnitrans	4/21/2017	6/20/2023		\$175,000.00	\$175,000.00	Expansion of Existing CNG Infrastructure	\$0.00	No
MS16118	Omnitrans	4/21/2017	6/20/2023		\$175,000.00	\$175,000.00	Expansion of Existing CNG Infrastructure	\$0.00	No
MS16119	Omnitrans	4/21/2017	8/20/2022		\$150,000.00	\$0.00	New Public Access CNG Station	\$150,000.00	No
MS16120	Omnitrans	4/7/2017	5/6/2025		\$945,000.00	\$0.00	Repower 63 Existing Buses	\$945,000.00	No
MS16121	Long Beach Transit	11/3/2017	4/2/2024	11/30/2026	\$600,000.00	\$28,500.00	Repower 39 and Purchase 1 New Transit Bu	\$571,500.00	No
MS16123	Orange County Transportation Autho	12/7/2018	11/6/2023		\$91,760.00	\$0.00	Install La Habra Union Pacific Bikeway	\$91,760.00	No

Cont.#	Contractor	Start Date	Original End Date	Amended End Date	Contract Value	Remitted	Project Description	Award Balance	Billing Complete?
Total: 34									
Pending Execution Contracts									
MS16127	Los Angeles County MTA				\$2,500,000.00	\$0.00	Expansion of the Willowbrook/Rosa Parks Tr	\$2,500,000.00	No
Total: 1									
Declined/Cancelled Contracts									
ML16014	City of Dana Point				\$153,818.00	\$0.00	Extend an Existing Class 1 Bikeway	\$153,818.00	No
ML16065	City of Temple City				\$500,000.00	\$0.00	Implement a "Complete Streets" Pedestrian	\$500,000.00	No
ML16067	City of South El Monte				\$73,329.00	\$0.00	Implement an "Open Streets" Event	\$73,329.00	No
ML16074	City of La Verne	7/22/2016	1/21/2023		\$365,000.00	\$0.00	Install CNG Fueling Station	\$365,000.00	No
MS16043	LBA Realty Company LLC				\$100,000.00	\$0.00	Install Limited-Access CNG Station	\$100,000.00	No
MS16080	Riverside County Transportation Co				\$1,200,000.00	\$0.00	Passenger Rail Service for Coachella and St	\$1,200,000.00	No
MS16098	Long Beach Transit				\$198,957.00	\$0.00	Provide Special Bus Service to Stub Hub Ce	\$198,957.00	No
MS16104	City of Perris				\$175,000.00	\$0.00	Expansion of Existing CNG Infrastructure	\$175,000.00	No
MS16106	City of Lawndale	3/1/2019	11/30/2025		\$175,000.00	\$0.00	Expansion of Existing CNG Infrastructure	\$175,000.00	No
MS16107	Athens Services				\$100,000.00	\$0.00	Construct a Limited-Access CNG Station	\$100,000.00	No
MS16108	VNG 5703 Gage Avenue, LLC				\$150,000.00	\$0.00	Construct Public-Access CNG Station in Bell	\$150,000.00	No
MS16109	Sanitation Districts of Los Angeles C				\$275,000.00	\$0.00	Expansion of an Existing L/CNG Station	\$275,000.00	No
MS16111	VNG 925 Lakeview Avenue, LLC				\$150,000.00	\$0.00	Construct Public Access CNG Station in Pla	\$150,000.00	No
Total: 13									
Closed Contracts									
ML16009	City of Fountain Valley	10/6/2015	2/5/2018	5/5/2019	\$46,100.00	\$46,100.00	Install EV Charging Infrastructure	\$0.00	Yes
ML16015	City of Yorba Linda	3/4/2016	11/3/2017		\$85,000.00	\$85,000.00	Install Bicycle Lanes	\$0.00	Yes
ML16020	City of Pomona	4/1/2016	2/1/2018	8/1/2018	\$440,000.00	\$440,000.00	Install Road Surface Bicycle Detection Syste	\$0.00	Yes
ML16026	City of Downey	5/6/2016	9/5/2017		\$40,000.00	\$40,000.00	Install EV Charging Infrastructure	\$0.00	Yes
ML16028	City of Azusa	9/9/2016	4/8/2018		\$25,000.00	\$25,000.00	Enhance Existing Class 1 Bikeway	\$0.00	Yes
ML16031	City of Cathedral City	12/19/2015	2/18/2017		\$25,000.00	\$25,000.00	Street Sweeping in Coachella Valley	\$0.00	Yes
ML16033	Coachella Valley Association of Gov	4/27/2016	4/26/2018		\$250,000.00	\$250,000.00	Street Sweeping Operations in Coachella Va	\$0.00	Yes
ML16034	City of Riverside	3/11/2016	10/10/2018	7/10/2020	\$500,000.00	\$500,000.00	Implement a "Complete Streets" Pedestrian	\$0.00	Yes
ML16036	City of Brea	3/4/2016	12/3/2018		\$500,000.00	\$500,000.00	Install a Class 1 Bikeway	\$0.00	Yes
ML16042	City of San Dimas	4/1/2016	12/31/2019	12/31/2021	\$55,000.00	\$55,000.00	Install EV Charging Infrastructure	\$0.00	No
ML16045	City of Anaheim	6/22/2016	8/21/2019		\$275,000.00	\$255,595.08	Maintenance Facility Modifications	\$19,404.92	Yes
ML16049	City of Buena Park	4/1/2016	11/30/2018		\$429,262.00	\$429,262.00	Installation of a Class 1 Bikeway	\$0.00	Yes
ML16051	City of South Pasadena	2/12/2016	1/11/2017	12/11/2017	\$320,000.00	\$258,691.25	Implement "Open Streets" Event with Variou	\$61,308.75	Yes
ML16053	City of Claremont	3/11/2016	7/10/2018	12/10/2020	\$498,750.00	\$498,750.00	Implement a "Complete Streets" Pedestrian	\$0.00	Yes
ML16054	City of Yucaipa	3/26/2016	7/26/2018	10/25/2019	\$120,000.00	\$120,000.00	Implement a "Complete Streets" Pedestrian	\$0.00	Yes
ML16060	City of Cudahy	2/5/2016	10/4/2017		\$73,910.00	\$62,480.00	Implement an "Open Streets" Event	\$11,430.00	Yes
ML16061	City of Murrieta	4/27/2016	1/26/2020		\$11,642.00	\$9,398.36	Installation of EV Charging Infrastructure	\$2,243.64	Yes

Cont.#	Contractor	Start Date	Original End Date	Amended End Date	Contract Value	Remitted	Project Description	Award Balance	Billing Complete?
ML16062	City of Colton	6/3/2016	7/2/2020		\$21,003.82	\$21,003.82	Installation of EV Charging Infrastructure	\$0.00	Yes
ML16064	County of Orange, OC Parks	2/21/2017	10/20/2018		\$204,073.00	\$157,632.73	Implement "Open Streets" Events with Vario	\$46,440.27	Yes
ML16066	City of Long Beach Public Works	1/13/2017	9/12/2018		\$75,050.00	\$63,763.62	Implement an "Open Streets" Event	\$11,286.38	Yes
ML16068	Riverside County Dept of Public Heal	12/2/2016	8/1/2018		\$171,648.00	\$171,648.00	Implement "Open Streets" Events with Vario	\$0.00	Yes
ML16073	City of Long Beach Public Works	1/13/2017	7/12/2017		\$50,000.00	\$50,000.00	Implement an "Open Streets" Event	\$0.00	Yes
ML16078	City of Moreno Valley	5/6/2016	11/5/2017	5/5/2018	\$32,800.00	\$31,604.72	Install Bicycle Infrastructure & Implement Bi	\$1,195.28	Yes
ML16079	City of Yucaipa	4/1/2016	3/31/2020		\$5,000.00	\$5,000.00	Purchase Electric Lawnmower	\$0.00	Yes
ML16122	City of Wildomar	6/8/2018	6/7/2019		\$500,000.00	\$500,000.00	Install Bicycle Lanes	\$0.00	Yes
ML16126	City of Palm Springs	7/31/2019	7/30/2020	10/30/2020	\$22,000.00	\$19,279.82	Install Bicycle Racks, and Implement Bicycle	\$2,720.18	Yes
MS16001	Los Angeles County MTA	4/1/2016	4/30/2017		\$1,350,000.00	\$1,332,039.84	Clean Fuel Transit Service to Dodger Stadiu	\$17,960.16	Yes
MS16002	Orange County Transportation Autho	10/6/2015	5/31/2016		\$722,266.00	\$703,860.99	Clean Fuel Transit Service to Orange Count	\$18,405.01	Yes
MS16003	Special Olympics World Games Los	10/9/2015	12/30/2015		\$380,304.00	\$380,304.00	Low-Emission Transportation Service for Sp	\$0.00	Yes
MS16004	Mineral LLC	9/4/2015	7/3/2017	1/3/2018	\$27,690.00	\$9,300.00	Design, Develop, Host and Maintain MSRC	\$18,390.00	Yes
MS16029	Orange County Transportation Autho	1/12/2018	6/11/2020		\$836,413.00	\$567,501.06	TCM Partnership Program - OC Bikeways	\$268,911.94	Yes
MS16030	Better World Group Advisors	12/19/2015	12/31/2017	12/31/2019	\$271,619.00	\$245,355.43	Programmic Outreach Services to the MSR	\$26,263.57	Yes
MS16084	Transit Systems Unlimited, Inc.	5/6/2016	2/28/2018		\$565,600.00	\$396,930.00	Implement Special Shuttle Service from Uni	\$168,670.00	Yes
MS16085	Southern California Regional Rail Aut	3/11/2016	9/30/2016		\$78,033.00	\$64,285.44	Special MetroLink Service to Autoclub Spee	\$13,747.56	Yes
MS16089	Orange County Transportation Autho	7/8/2016	4/30/2017		\$128,500.00	\$128,500.00	Implement Special Bus Service to Angel Sta	\$0.00	Yes
MS16092	San Bernardino County Transportatio	2/3/2017	1/2/2019		\$242,937.00	\$242,016.53	Implement a Series of "Open Streets" Event	\$920.47	Yes
MS16093	Orange County Transportation Autho	9/3/2016	3/2/2018	9/2/2018	\$1,553,657.00	\$1,499,575.85	Implement a Mobile Ticketing System	\$54,081.15	Yes
MS16095	Orange County Transportation Autho	7/22/2016	5/31/2017		\$694,645.00	\$672,864.35	Implement Special Bus Service to Orange C	\$21,780.65	Yes
MS16099	Foothill Transit	3/3/2017	3/31/2017		\$50,000.00	\$50,000.00	Provide Special Bus Service to the Los Ange	\$0.00	Yes
MS16100	Southern California Regional Rail Aut	5/5/2017	9/30/2017		\$80,455.00	\$66,169.43	Provide Metrolink Service to Autoclub Speed	\$14,285.57	Yes
MS16124	Riverside County Transportation Co	12/14/2018	12/14/2019	5/14/2020	\$253,239.00	\$246,856.41	Extended Freeway Service Patrols	\$6,382.59	Yes
MS16125	San Bernardino County Transportatio	9/20/2019	11/19/2020		\$1,000,000.00	\$1,000,000.00	Traffic Signal Synchronization Projects	\$0.00	Yes

Total: 42

Closed/Incomplete Contracts

ML16005	City of Palm Springs	3/4/2016	10/3/2017		\$40,000.00	\$0.00	Install Bicycle Racks, and Implement Bicycle	\$40,000.00	No
ML16035	City of Wildomar	4/1/2016	11/1/2017		\$500,000.00	\$0.00	Install Bicycle Lanes	\$500,000.00	No
MS16082	Riverside County Transportation Co	9/3/2016	8/2/2018		\$590,759.00	\$337,519.71	Extended Freeway Service Patrols	\$253,239.29	No
MS16090	Los Angeles County MTA	10/27/2016	4/26/2020	10/26/2020	\$2,500,000.00	\$0.00	Expansion of the Willowbrook/Rosa Parks Tr	\$2,500,000.00	No
MS16091	San Bernardino County Transportatio	10/7/2016	11/6/2018		\$1,000,000.00	\$0.00	Traffic Signal Synchronization Projects	\$1,000,000.00	No

Total: 5

Open/Complete Contracts

ML16011	City of Claremont	10/6/2015	6/5/2022		\$90,000.00	\$90,000.00	Purchase 3 Heavy-Duty Nat. Gas Vehicles	\$0.00	Yes
ML16012	City of Carson	1/15/2016	10/14/2022		\$60,000.00	\$60,000.00	Purchase 2 Heavy-Duty Nat. Gas Vehicles	\$0.00	Yes
ML16013	City of Monterey Park	12/4/2015	7/3/2022	7/3/2024	\$90,000.00	\$90,000.00	Purchase 3 Heavy-Duty Nat. Gas Vehicles	\$0.00	Yes

Cont.#	Contractor	Start Date	Original End Date	Amended End Date	Contract Value	Remitted	Project Description	Award Balance	Billing Complete?
ML16016	City of Los Angeles Dept of General	2/5/2016	12/4/2022		\$630,000.00	\$630,000.00	Purchase 21 Heavy-Duty Nat. Gas Vehicles	\$0.00	Yes
ML16019	City of Los Angeles, Dept of General	1/25/2017	3/24/2023		\$102,955.00	\$102,955.00	Install EV Charging Infrastructure	\$0.00	Yes
ML16021	City of Santa Clarita	10/7/2016	6/6/2024		\$49,400.00	\$49,399.00	Install EV Charging Infrastructure	\$1.00	Yes
ML16023	City of Banning	12/11/2015	12/10/2021		\$30,000.00	\$30,000.00	Purchase 1 H.D. Nat. Gas Vehicle	\$0.00	Yes
ML16024	City of Azusa	4/27/2016	2/26/2022		\$30,000.00	\$30,000.00	Purchase 1 H.D. Nat. Gas Vehicle	\$0.00	Yes
ML16027	City of Whittier	1/8/2016	11/7/2022		\$30,000.00	\$30,000.00	Purchase 1 H.D. Nat. Gas Vehicle	\$0.00	Yes
ML16037	City of Rancho Cucamonga	2/5/2016	11/4/2022		\$30,000.00	\$30,000.00	Purchase One Heavy-Duty Natural Gas Vehi	\$0.00	Yes
ML16050	City of Westminster	5/6/2016	7/5/2020	5/5/2022	\$115,000.00	\$93,925.19	Installation of EV Charging Infrastructure	\$21,074.81	Yes
ML16055	City of Ontario	5/6/2016	5/5/2022		\$270,000.00	\$270,000.00	Purchase Nine Heavy-Duty Natural-Gas Veh	\$0.00	Yes
ML16056	City of Ontario	3/23/2016	9/22/2020	9/22/2021	\$106,565.00	\$106,565.00	Expansion of an Existing CNG Station	\$0.00	Yes
ML16058	Los Angeles County Department of P	10/7/2016	4/6/2024		\$371,898.00	\$371,898.00	Purchase 11 H.D. Nat. Gas Vehicles and Ins	\$0.00	Yes
ML16059	City of Burbank	4/1/2016	2/28/2022		\$180,000.00	\$180,000.00	Purchase 6 H.D. Nat. Gas Vehicles	\$0.00	Yes
ML16063	City of Glendora	3/4/2016	4/3/2022		\$30,000.00	\$30,000.00	Purchase One H.D. Nat. Gas Vehicle	\$0.00	Yes
ML16069	City of West Covina	3/10/2017	6/9/2021		\$54,199.00	\$54,199.00	Installation of EV Charging Infrastructure	\$0.00	Yes
ML16072	City of Palm Desert	3/4/2016	1/4/2020	1/3/2022	\$56,000.00	\$56,000.00	Installation of EV Charging Infrastructure	\$0.00	Yes
ML16076	City of San Fernando	2/21/2017	8/20/2021		\$43,993.88	\$43,993.88	Install EV Charging Infrastructure	\$0.00	Yes
MS16081	EDCO Disposal Corporation	3/4/2016	10/3/2022		\$150,000.00	\$150,000.00	Expansion of Existing Public Access CNG St	\$0.00	Yes
MS16087	Burrtec Waste & Recycling Services,	7/8/2016	3/7/2023		\$100,000.00	\$100,000.00	Construct New Limited-Access CNG Station	\$0.00	Yes
MS16088	Transit Systems Unlimited, Inc.	5/12/2017	1/11/2023		\$17,000.00	\$17,000.00	Expansion of Existing CNG Station	\$0.00	Yes
MS16097	Walnut Valley Unified School District	10/7/2016	11/6/2022		\$250,000.00	\$250,000.00	Expand CNG Station & Modify Maintenance	\$0.00	Yes
MS16102	Nasa Services, Inc.	2/21/2017	4/20/2023		\$100,000.00	\$100,000.00	Construct a Limited-Access CNG Station	\$0.00	Yes
MS16103	Arrow Services, Inc.	2/3/2017	4/2/2023		\$100,000.00	\$100,000.00	Construct a Limited-Access CNG Station	\$0.00	Yes
MS16105	Huntington Beach Union High School	3/3/2017	7/2/2024		\$175,000.00	\$175,000.00	Expansion of Existing CNG Infrastructure	\$0.00	Yes
MS16112	Orange County Transportation Autho	4/14/2017	3/13/2024		\$1,470,000.00	\$1,470,000.00	Repower Up to 98 Transit Buses	\$0.00	Yes
MS16113	Los Angeles County MTA	5/12/2017	4/11/2024		\$1,875,000.00	\$1,875,000.00	Repower Up to 125 Transit Buses	\$0.00	Yes
MS16114	City of Norwalk	3/3/2017	6/2/2024		\$45,000.00	\$32,170.00	Purchase 3 Transit Buses	\$12,830.00	Yes
MS16116	Riverside Transit Agency	3/3/2017	1/2/2023		\$10,000.00	\$9,793.00	Purchase One Transit Bus	\$207.00	Yes

Total: 30

Cont.#	Contractor	Start Date	Original End Date	Amended End Date	Contract Value	Remitted	Project Description	Award Balance	Billing Complete?
FY 2016-2018 Contracts									
Open Contracts									
ML18020	City of Colton	5/3/2018	4/2/2024		\$67,881.00	\$35,667.00	Purchase One Medium-Duty and One Heavy	\$32,214.00	No
ML18030	City of Grand Terrace	6/28/2018	3/27/2022	3/27/2025	\$45,000.00	\$0.00	Install EVSE	\$45,000.00	No
ML18031	City of Diamond Bar	9/7/2018	11/6/2025		\$73,930.00	\$0.00	Install EVSE, Purchase up to 2-LD Vehicles	\$73,930.00	No
ML18034	City of Calabasas	6/8/2018	3/7/2022	3/7/2023	\$50,000.00	\$0.00	Install EVSE	\$50,000.00	No
ML18036	City of Indian Wells	8/8/2018	5/7/2023		\$50,000.00	\$0.00	Install EV Charging Station	\$50,000.00	No
ML18038	City of Anaheim	10/5/2018	5/4/2025	5/4/2026	\$221,500.00	\$147,883.27	Purchase 5 Light-Duty ZEVs and Install EVS	\$73,616.73	No
ML18039	City of Redlands	6/28/2018	7/27/2024	1/27/2025	\$87,000.00	\$0.00	Purchase 1 Medium/Heavy-Duty ZEV and In	\$87,000.00	No
ML18041	City of West Hollywood	8/8/2018	12/7/2023		\$50,000.00	\$0.00	Install EV Charging Infrastructure	\$50,000.00	No
ML18043	City of Yorba Linda	9/7/2018	12/6/2023		\$87,990.00	\$0.00	Install EV Charging Infrastructure	\$87,990.00	No
ML18044	City of Malibu	8/8/2018	10/7/2022	10/7/2023	\$50,000.00	\$0.00	Install EV Charging Infrastructure	\$50,000.00	No
ML18046	City of Santa Ana	11/9/2018	7/8/2026		\$385,000.00	\$0.00	Purchase 6 Light-Duty ZEVs, 9 Heavy-Duty	\$385,000.00	No
ML18047	City of Whittier	8/8/2018	4/7/2026		\$113,910.00	\$45,564.00	Purchase 5 Heavy-Duty Near-Zero Emission	\$68,346.00	No
ML18050	City of Irvine	9/7/2018	8/6/2028		\$330,490.00	\$0.00	Purchase 1 Medium/Heavy-Duty ZEV and In	\$330,490.00	No
ML18051	City of Rancho Cucamonga	3/1/2019	10/31/2025		\$227,040.00	\$0.00	Purchase 9 Light-Duty ZEVs, 2 Med-Duty ZE	\$227,040.00	No
ML18053	City of Paramount	9/7/2018	3/6/2023		\$64,675.00	\$0.00	Install EV Charging Infrastructure	\$64,675.00	No
ML18055	City of Long Beach Fleet Services B	11/29/2018	11/28/2026		\$622,220.00	\$140,291.13	Install EV Charging Stations	\$481,928.87	No
ML18056	City of Chino	3/29/2019	9/28/2023		\$103,868.00	\$103,868.00	Install EV Charging Infrastructure	\$0.00	No
ML18057	City of Carson	10/5/2018	7/4/2023		\$106,250.00	\$50,000.00	Purchase 5 Zero-Emission Vehicles and Infr	\$56,250.00	No
ML18058	City of Perris	10/12/2018	11/11/2024		\$94,624.00	\$0.00	Purchase 1 Med. H.D. ZEV and EV Chargin	\$94,624.00	No
ML18059	City of Glendale Water & Power	2/1/2019	7/31/2026		\$260,500.00	\$0.00	Install Electric Vehicle Charging Infrastructur	\$260,500.00	No
ML18060	County of Los Angeles Internal Servi	10/5/2018	8/4/2026		\$1,367,610.00	\$599,306.31	Purchase 29 Light-Duty Zero Emission Vehi	\$768,303.69	No
ML18063	City of Riverside	6/7/2019	1/6/2027		\$383,610.00	\$0.00	Expand Existing CNG Stations	\$383,610.00	No
ML18064	City of Eastvale	11/29/2018	4/28/2026		\$80,400.00	\$28,457.43	Purchase 2 Light-Duty, One Medium-Duty. Z	\$51,942.57	No
ML18067	City of Pico Rivera	9/7/2018	11/6/2022		\$83,500.00	\$0.00	Instal EVSE	\$83,500.00	No
ML18068	City of Mission Viejo	7/31/2019	6/30/2027		\$125,690.00	\$10,000.00	Purchase 2 Light-Duty ZEVs, Install EVSE &	\$115,690.00	No
ML18069	City of Torrance	3/1/2019	7/31/2027		\$187,400.00	\$100,000.00	Purchase 4 Heavy-Duty Near-Zero Emission	\$87,400.00	No
ML18078	County of Riverside	10/5/2018	10/4/2028		\$425,000.00	\$225,000.00	Purchase 17 Heavy-Duty Vehicles	\$200,000.00	No
ML18080	City of Santa Monica	1/10/2019	12/9/2023	7/9/2025	\$121,500.00	\$14,748.62	Install EV Charging Stations	\$106,751.38	No
ML18082	City of Los Angeles Bureau of Sanita	8/30/2019	8/29/2028		\$900,000.00	\$0.00	Purchase Medium-Duty Vehicles and EV Ch	\$900,000.00	No
ML18083	City of San Fernando	11/2/2018	11/1/2022		\$20,000.00	\$0.00	Implement Traffic Signal Synchronization	\$20,000.00	No
ML18084	City of South El Monte	10/18/2019	9/17/2023	9/17/2024	\$30,000.00	\$0.00	EV Charging Infrastructure	\$30,000.00	No
ML18087	City of Murrieta	3/29/2019	3/28/2025		\$143,520.00	\$143,520.00	Install Four EV Charging Stations	\$0.00	No
ML18088	City of Big Bear Lake	11/29/2018	8/28/2020	8/28/2021	\$50,000.00	\$0.00	Install Bicycle Trail	\$50,000.00	No
ML18089	City of Glendora	7/19/2019	4/18/2025	4/18/2026	\$50,760.00	\$0.00	Purchase a medium-duty ZEV	\$50,760.00	No

Cont.#	Contractor	Start Date	Original End Date	Amended End Date	Contract Value	Remitted	Project Description	Award Balance	Billing Complete?
ML18090	City of Santa Clarita	5/9/2019	2/8/2023		\$122,000.00	\$0.00	Install Nine EV Charging Stations	\$122,000.00	No
ML18091	City of Temecula	1/19/2019	7/18/2023		\$141,000.00	\$0.00	Install Sixteen EV Charging Stations	\$141,000.00	No
ML18092	City of South Pasadena	2/1/2019	1/31/2025		\$50,000.00	\$20,000.00	Procure Two Light-Duty ZEVs and Install EV	\$30,000.00	No
ML18093	City of Monterey Park	2/1/2019	2/28/2026		\$25,000.00	\$0.00	Purchase Heavy-Duty Near-ZEV	\$25,000.00	No
ML18094	City of Laguna Woods	7/12/2019	12/11/2024		\$50,000.00	\$0.00	Install Two EV Charging Stations	\$50,000.00	No
ML18096	City of Highland	12/13/2019	8/12/2024		\$70,210.00	\$9,918.84	Purchase Light-Duty ZEV and Install Three	\$60,291.16	No
ML18098	City of Redondo Beach	2/1/2019	3/31/2023	3/31/2024	\$89,400.00	\$0.00	Install Six EV Charging Stations	\$89,400.00	No
ML18099	City of Laguna Hills	3/1/2019	5/31/2023		\$32,250.00	\$0.00	Install Six EV Charging Stations	\$32,250.00	No
ML18100	City of Brea	10/29/2020	12/28/2024		\$56,500.00	\$0.00	Install Thirteen EV Charging Stations	\$56,500.00	No
ML18101	City of Burbank	2/1/2019	4/30/2024		\$137,310.00	\$0.00	Install Twenty EV Charging Stations	\$137,310.00	No
ML18128	City of Aliso Viejo	8/30/2019	11/29/2023		\$65,460.00	\$0.00	Purchase Two Light-Duty ZEVs and Install S	\$65,460.00	No
ML18129	City of Yucaipa	12/14/2018	3/13/2023		\$63,097.00	\$0.00	Install Six EV Charging Stations	\$63,097.00	No
ML18130	City of Lake Forest	3/1/2019	9/30/2022		\$106,480.00	\$106,480.00	Install Twenty-One EVSEs	\$0.00	No
ML18132	City of Montclair	4/5/2019	9/4/2023		\$40,000.00	\$0.00	Install Eight EVSEs	\$40,000.00	No
ML18134	City of Los Angeles Dept of General	5/3/2019	5/2/2028		\$290,000.00	\$0.00	Purchase Five Medium-Duty ZEVs	\$290,000.00	No
ML18135	City of Azusa	12/6/2019	12/5/2029		\$55,000.00	\$0.00	Purchase Three Light-Duty ZEVs and One H	\$55,000.00	No
ML18136	City of Orange	4/12/2019	8/11/2024		\$42,500.00	\$40,000.00	Purchase Four Light-Duty ZEVs and Install	\$2,500.00	No
ML18137	City of Wildomar	3/1/2019	5/31/2021	12/1/2021	\$50,000.00	\$0.00	Install Bicycle Trail	\$50,000.00	No
ML18138	City of La Canada Flintridge	2/8/2019	5/7/2023		\$50,000.00	\$32,588.07	Install Four EVSEs and Install Bicycle Racks	\$17,411.93	No
ML18139	City of Calimesa	8/30/2019	7/29/2020	11/29/2021	\$50,000.00	\$0.00	Install Bicycle Lane	\$50,000.00	No
ML18140	City of Bell Gardens	12/14/2018	12/13/2028		\$50,000.00	\$0.00	Purchase Two Heavy-Duty Near-ZEVs	\$50,000.00	No
ML18141	City of Rolling Hills Estates	2/14/2020	1/13/2024		\$40,000.00	\$0.00	Purchase One Light-Duty ZEV and Install Tw	\$40,000.00	No
ML18142	City of La Quinta	4/24/2019	2/23/2023	8/23/2023	\$51,780.00	\$0.00	Install Two EV Charging Stations	\$51,780.00	No
ML18143	City of La Habra	10/18/2019	9/17/2025	9/17/2027	\$80,700.00	\$73,669.08	Install Two EV Charging Stations	\$7,030.92	No
ML18144	City of Fontana Public Works	10/4/2019	12/3/2023		\$269,090.00	\$0.00	Install Twelve EVSEs	\$269,090.00	No
ML18145	City of Los Angeles Dept of Transpor	1/10/2020	4/9/2027		\$1,400,000.00	\$0.00	Provide One Hundred Rebates to Purchaser	\$1,400,000.00	No
ML18146	City of South Gate	3/1/2019	11/30/2023		\$127,400.00	\$50,000.00	Purchase Five Light-Duty ZEVs and Install T	\$77,400.00	No
ML18147	City of Palm Springs	1/10/2019	1/9/2024		\$60,000.00	\$0.00	Install Eighteen EV Charging Stations	\$60,000.00	No
ML18151	County of San Bernardino Departme	8/25/2020	10/24/2029		\$200,000.00	\$0.00	Purchase Eight Heavy-Duty Near Zero Emis	\$200,000.00	No
ML18152	County of San Bernardino Flood Con	8/11/2020	10/10/2029		\$108,990.00	\$0.00	Purchase Five Heavy-Duty Near Zero Emissi	\$108,990.00	No
ML18156	City of Covina	2/1/2019	3/31/2023	12/31/2023	\$63,800.00	\$62,713.00	Purchase Four Light-Duty ZEVs and EV Cha	\$1,087.00	No
ML18157	City of Los Angeles Bureau of Street	6/21/2019	5/20/2027		\$85,000.00	\$0.00	Purchase One Medium-Duty ZEV	\$85,000.00	No
ML18159	City of Rialto	12/13/2019	5/12/2024		\$135,980.00	\$0.00	Purchase Nine Light-Duty ZEVs and EV Cha	\$135,980.00	No
ML18161	City of Indio	5/3/2019	10/2/2025		\$50,000.00	\$10,000.00	Purchase 1 Light-Duty Zero Emission, 1 Hea	\$40,000.00	No
ML18163	City of San Clemente	3/8/2019	12/7/2024	12/7/2025	\$85,000.00	\$70,533.75	Purchase Four Light-Duty ZEVs and EV Cha	\$14,466.25	No
ML18165	City of Baldwin Park	2/1/2019	1/30/2024		\$49,030.00	\$0.00	Expand CNG Station	\$49,030.00	No
ML18167	City of Beverly Hills	3/29/2019	6/28/2025		\$50,000.00	\$0.00	Purchase Two Heavy-Duty Near-Zero Emissi	\$50,000.00	No

Cont.#	Contractor	Start Date	Original End Date	Amended End Date	Contract Value	Remitted	Project Description	Award Balance	Billing Complete?
ML18168	City of Maywood	3/29/2019	11/28/2022		\$7,059.00	\$0.00	Purchase EV Charging Infrastructure	\$7,059.00	No
ML18169	City of Alhambra	6/14/2019	8/13/2024		\$111,980.00	\$111,980.00	Install EV Charging Infrastructure	\$0.00	No
ML18170	City of Laguna Niguel	1/10/2020	8/9/2028		\$85,100.00	\$0.00	Purchase Two Light-Duty ZEVs and EV Cha	\$85,100.00	No
ML18171	City of El Monte	3/1/2019	4/30/2025		\$119,757.00	\$68,077.81	Purchase One Heavy-Duty ZEVs and EV Ch	\$51,679.19	No
ML18172	City of Huntington Park	3/1/2019	2/28/2025		\$65,450.00	\$0.00	Purchase One Heavy-Duty ZEV	\$65,450.00	No
ML18174	City of Bell	11/22/2019	7/21/2026		\$25,000.00	\$0.00	Purchase One Heavy-Duty ZEV	\$25,000.00	No
ML18177	City of San Bernardino	6/7/2019	12/6/2026		\$279,088.00	\$0.00	Purchase Medium- and Heavy-Duty Evs and	\$279,088.00	No
ML18178	City of La Puente	11/1/2019	11/30/2025	11/30/2026	\$25,000.00	\$25,000.00	Purchase One Heavy-Duty Near-Zero Emiss	\$0.00	No
MS18002	Southern California Association of G	6/9/2017	11/30/2018	4/30/2021	\$2,500,000.00	\$886,787.98	Regional Active Transportation Partnership	\$1,613,212.02	No
MS18003	Geographics	2/21/2017	2/20/2021	6/20/2021	\$72,453.00	\$62,988.96	Design, Host and Maintain MSRC Website	\$9,464.04	No
MS18015	Southern California Association of G	7/13/2018	2/28/2021	8/31/2021	\$2,000,000.00	\$0.00	Southern California Future Communities Par	\$2,000,000.00	No
MS18023	Riverside County Transportation Co	6/28/2018	6/27/2021		\$500,000.00	\$219,962.43	Weekend Freeway Service Patrols	\$280,037.57	No
MS18024	Riverside County Transportation Co	6/28/2018	8/27/2021		\$1,500,000.00	\$659,640.00	Vanpool Incentive Program	\$840,360.00	No
MS18027	City of Gardena	11/2/2018	9/1/2026		\$365,000.00	\$0.00	Install New Limited Access CNG, Modify Mai	\$365,000.00	No
MS18029	Irvine Ranch Water District	8/8/2018	10/7/2024		\$185,000.00	\$0.00	Install New Limited Access CNG Station & T	\$185,000.00	No
MS18065	San Bernardino County Transportatio	3/29/2019	8/28/2023		\$2,000,000.00	\$1,996,473.93	Implement Metrolink Line Fare Discount Pro	\$3,526.07	No
MS18066	El Dorado National	12/6/2019	2/5/2026		\$100,000.00	\$0.00	Install New Limited-Access CNG Station	\$100,000.00	No
MS18073	Los Angeles County MTA	1/10/2019	2/9/2026		\$2,000,000.00	\$2,000,000.00	Purchase 40 Zero-Emission Transit Buses	\$0.00	No
MS18104	Orange County Transportation Autho	2/21/2020	3/31/2021	3/31/2022	\$212,000.00	\$165,235.92	Implement College Pass Transit Fare Subsid	\$46,764.08	No
MS18106	R.F. Dickson Co., Inc.	7/19/2019	1/18/2026		\$265,000.00	\$250,000.00	Expansion of Existing Infrastructure/Mechani	\$15,000.00	No
MS18108	Capistrano Unified School District	2/1/2019	5/30/2025		\$116,000.00	\$0.00	Expansion of Existing Infrastructure & Train	\$116,000.00	No
MS18110	Mountain View Unified School Distric	2/1/2019	3/31/2025		\$275,000.00	\$0.00	Install New Limited-Access CNG Infrastructu	\$275,000.00	No
MS18114	Los Angeles County Department of P	11/15/2019	11/14/2026		\$175,000.00	\$0.00	Install New Limited-Access CNG Infrastructu	\$175,000.00	No
MS18115	City of Commerce	6/7/2019	12/6/2025		\$275,000.00	\$0.00	Expansion of Existing L/CNG Infrastructure	\$275,000.00	No
MS18116	Los Angeles County Department of P	11/15/2019	11/14/2026		\$175,000.00	\$0.00	Install New Limited-Access CNG Infrastructu	\$175,000.00	No
MS18117	City of San Bernardino	6/7/2019	11/6/2025		\$240,000.00	\$240,000.00	Expansion of Existing CNG Infrastructure/Me	\$0.00	No
MS18118	City of Beverly Hills	3/29/2019	7/28/2025		\$85,272.00	\$0.00	Expansion of Existing CNG Infrastructure	\$85,272.00	No
MS18122	Universal Waste Systems, Inc.	2/1/2019	3/31/2025	3/31/2026	\$200,000.00	\$0.00	Install New Limited Acess CNG Infrastructur	\$200,000.00	No
MS18124	County Sanitation Districts of Los An	7/31/2019	2/28/2027		\$275,000.00	\$0.00	Install New Limited-Access CNG Infrastructu	\$275,000.00	No
MS18125	U.S. Venture	5/9/2019	8/8/2025		\$200,000.00	\$180,000.00	Install New Limited-Access CNG Infrastructu	\$20,000.00	No
MS18175	Regents of the University of Californi	6/7/2019	8/6/2025	8/6/2026	\$1,000,000.00	\$0.00	Expansion of Existing Hydrogen Station	\$1,000,000.00	No

Total: 102

Pending Execution Contracts									
ML18148	City of San Dimas				\$50,000.00	\$0.00	Implement Bike Share Program	\$50,000.00	No
ML18166	City of Placentia				\$25,000.00	\$0.00	Purchase One Heavy-Duty Near-Zero Emiss	\$25,000.00	No
ML18179	City of Rancho Mirage				\$50,000.00	\$0.00	Traffic Signal Synchronization	\$50,000.00	No
MS18180	Omnitrans				\$83,000.00	\$0.00	Modify Vehicles Maintenance Facility and Tr	\$83,000.00	No

Cont.#	Contractor	Start Date	Original End Date	Amended End Date	Contract Value	Remitted	Project Description	Award Balance	Billing Complete?
Total: 4									
Declined/Cancelled Contracts									
ML18075	City of Orange				\$25,000.00	\$0.00	One Heavy-Duty Vehicle	\$25,000.00	No
ML18149	City of Sierra Madre				\$50,000.00	\$0.00	Implement Bike Share Program	\$50,000.00	No
ML18150	City of South El Monte				\$20,000.00	\$0.00	Implement Bike Share Program	\$20,000.00	No
ML18153	City of Cathedral City	5/3/2019	4/2/2025		\$52,215.00	\$0.00	Install EV Charging Infrastructure	\$52,215.00	No
ML18158	City of Inglewood				\$146,000.00	\$0.00	Purchase 4 Light-Duty Zero Emission, 4 Hea	\$146,000.00	No
ML18164	City of Pomona				\$200,140.00	\$0.00	Purchase Three Heavy-Duty ZEVs	\$200,140.00	No
MS18009	Penske Truck Leasing Co., L.P.	8/8/2018	12/7/2020		\$82,500.00	\$0.00	Modify Maintenance Facility & Train Technici	\$82,500.00	No
MS18013	California Energy Commission				\$3,000,000.00	\$0.00	Advise MSRC and Administer Hydrogen Infr	\$3,000,000.00	No
MS18017	City of Banning				\$225,000.00	\$0.00	Expansion of Existing CNG Infrastructure	\$225,000.00	No
MS18018	City of Norwalk	6/8/2018	9/7/2019		\$75,000.00	\$0.00	Vehicle Maintenance Facility Modifications	\$75,000.00	No
MS18107	Huntington Beach Union High School				\$225,000.00	\$0.00	Expansion of Existing Infrastructure	\$225,000.00	No
MS18109	City of South Gate				\$175,000.00	\$0.00	Install New Limited-Access CNG Infrastructu	\$175,000.00	No
MS18111	Newport-Mesa Unified School District				\$175,000.00	\$0.00	Expansion of Existing CNG Infrastructure	\$175,000.00	No
MS18112	Banning Unified School District	11/29/2018	11/28/2024	11/28/2025	\$275,000.00	\$0.00	Install New CNG Infrastructure	\$275,000.00	No
MS18113	City of Torrance				\$100,000.00	\$0.00	Expansion of Existing CNG Infrastructure	\$100,000.00	No
MS18119	LBA Realty Company XI LP				\$100,000.00	\$0.00	Install New Limited-Access CNG Infrastructu	\$100,000.00	No
MS18121	City of Montebello				\$70,408.00	\$0.00	Expansion of Existing CNG Infrastructure	\$70,408.00	No
Total: 17									
Closed Contracts									
ML18022	City of Desert Hot Springs	5/3/2018	1/2/2020	1/2/2021	\$50,000.00	\$50,000.00	Traffic Signal and Synchronization Project	\$0.00	Yes
ML18126	City of Lomita	12/7/2018	1/6/2020		\$26,500.00	\$13,279.56	Install bicycle racks and lanes	\$13,220.44	Yes
MS18001	Los Angeles County MTA	6/29/2017	4/30/2018		\$807,945.00	\$652,737.07	Provide Clean Fuel Transit Service to Dodge	\$155,207.93	Yes
MS18004	Orange County Transportation Autho	8/3/2017	4/30/2019		\$503,272.00	\$456,145.29	Provide Special Rail Service to Angel Stadiu	\$47,126.71	Yes
MS18005	Orange County Transportation Autho	1/5/2018	4/30/2019		\$834,222.00	\$834,222.00	Clean Fuel Bus Service to OC Fair	\$0.00	Yes
MS18006	Anaheim Transportation Network	10/6/2017	2/28/2020		\$219,564.00	\$9,488.22	Implement Anaheim Circulator Service	\$210,075.78	Yes
MS18008	Foothill Transit	1/12/2018	3/31/2019		\$100,000.00	\$99,406.61	Special Transit Service to LA County Fair	\$593.39	Yes
MS18010	Southern California Regional Rail Aut	12/28/2017	7/31/2019		\$351,186.00	\$275,490.61	Implement Special Metrolink Service to Unio	\$75,695.39	Yes
MS18011	Southern California Regional Rail Aut	2/9/2018	6/30/2018		\$239,565.00	\$221,725.12	Special Train Service to Festival of Lights	\$17,839.88	Yes
MS18014	Regents of the University of Californi	10/5/2018	12/4/2019	3/4/2020	\$254,795.00	\$251,455.59	Planning for EV Charging Infrastructure Inve	\$3,339.41	Yes
MS18016	Southern California Regional Rail Aut	1/10/2019	3/31/2019		\$87,764.00	\$73,140.89	Special Train Service to Auto Club Speedwa	\$14,623.11	Yes
MS18025	Los Angeles County MTA	11/29/2018	5/31/2019		\$1,324,560.00	\$961,246.86	Special Bus and Train Service to Dodger Sta	\$363,313.14	Yes
MS18102	Orange County Transportation Autho	10/4/2019	5/31/2020		\$1,146,000.00	\$1,146,000.00	Implement OC Flex Micro-Transit Pilot Proje	\$0.00	Yes
MS18103	Orange County Transportation Autho	2/8/2019	9/7/2020		\$642,000.00	\$613,303.83	Install Hydrogen Detection System	\$28,696.17	Yes
MS18105	Southern California Regional Rail Aut	1/10/2019	6/30/2019		\$252,696.00	\$186,830.04	Special Train Service to the Festival of Light	\$65,865.96	Yes

Cont.#	Contractor	Start Date	Original End Date	Amended End Date	Contract Value	Remitted	Project Description	Award Balance	Billing Complete?
Total: 15									
Closed/Incomplete Contracts									
ML18133	City of Rancho Mirage	12/7/2018	11/6/2020		\$50,000.00	\$0.00	Traffic Signal Synchronization	\$50,000.00	No
MS18026	Omnitrans	10/5/2018	1/4/2020		\$83,000.00	\$0.00	Modify Vehicles Maintenance Facility and Tr	\$83,000.00	No
Total: 2									
Open/Complete Contracts									
ML18019	City of Hidden Hills	5/3/2018	5/2/2022	5/2/2023	\$49,999.00	\$49,999.00	Purchase Two Light-Duty ZEVs and EVSE	\$0.00	Yes
ML18021	City of Signal Hill	4/6/2018	1/5/2022		\$49,661.00	\$46,079.31	Install EV Charging Station	\$3,581.69	Yes
ML18028	City of Artesia	6/28/2018	3/27/2025		\$50,000.00	\$50,000.00	Install EVSE	\$0.00	Yes
ML18032	City of Arcadia	2/1/2019	4/30/2025		\$24,650.00	\$24,650.00	Purchase 1 Heavy-Duty Near-ZEV	\$0.00	Yes
ML18033	City of Duarte	8/8/2018	2/7/2025		\$50,000.00	\$50,000.00	Purchase 1-HD ZEV	\$0.00	Yes
ML18035	City of Westlake Village	8/8/2018	11/7/2022		\$50,000.00	\$50,000.00	Install EVSE	\$0.00	Yes
ML18037	City of Westminster	6/28/2018	6/27/2024	12/27/2026	\$120,900.00	\$120,900.00	Install EVSE, Purchase up to 3-LD ZEV & 1-	\$0.00	Yes
ML18040	City of Agoura Hills	7/13/2018	6/12/2022		\$17,914.00	\$17,914.00	Install EV Charging Infrastructure	\$0.00	Yes
ML18042	City of San Fernando	6/28/2018	2/27/2024		\$10,000.00	\$10,000.00	Purchase 1 Light-Duty ZEV	\$0.00	Yes
ML18045	City of Culver City Transportation De	6/28/2018	6/27/2025		\$51,000.00	\$51,000.00	Purchase Eight Near-Zero Vehicles	\$0.00	Yes
ML18048	City of Lynwood	6/28/2018	10/27/2024		\$93,500.00	\$44,505.53	Purchase Up to 3 Medium-Duty Zero-Emissi	\$48,994.47	Yes
ML18049	City of Downey	7/6/2018	5/5/2023		\$148,260.00	\$148,116.32	Install EV Charging Stations	\$143.68	Yes
ML18052	City of Garden Grove	8/8/2018	10/7/2022		\$53,593.00	\$46,164.28	Purchase 4 L.D. ZEVs and Infrastructure	\$7,428.72	Yes
ML18054	City of La Habra Heights	8/8/2018	4/7/2022		\$9,200.00	\$9,200.00	Purchase 1 L.D. ZEV	\$0.00	Yes
ML18061	City of Moreno Valley	4/9/2019	2/8/2025		\$25,000.00	\$25,000.00	Purchase 1 Heavy-Duty Near-ZEV	\$0.00	Yes
ML18062	City of Beaumont	8/8/2018	9/7/2024		\$25,000.00	\$25,000.00	Purchase 1 Heavy-Duty Near-ZEV	\$0.00	Yes
ML18070	City of Lomita	11/29/2018	6/28/2022		\$6,250.00	\$6,250.00	Purchase 1 Light-Duty ZEV	\$0.00	Yes
ML18071	City of Chino Hills	9/7/2018	10/6/2022		\$20,000.00	\$20,000.00	Purchase 2 Light-Duty ZEVs	\$0.00	Yes
ML18072	City of Anaheim	12/18/2018	11/17/2026		\$239,560.00	\$239,560.00	Purchase 9 Light-Duty ZEVs & 2 Med/Hvy-D	\$0.00	Yes
ML18074	City of Buena Park	12/14/2018	6/13/2026		\$107,960.00	\$107,960.00	EV Charging Infrastructure	\$0.00	Yes
ML18076	City of Culver City Transportation De	10/5/2018	10/4/2023		\$1,130.00	\$1,130.00	Purchase Light-Duty ZEV	\$0.00	Yes
ML18077	City of Orange	11/2/2018	10/1/2022		\$59,776.00	\$59,776.00	Four Light-Duty ZEV and EV Charging Infr	\$0.00	Yes
ML18079	City of Pasadena	12/7/2018	11/6/2023		\$183,670.00	\$183,670.00	EV Charging Infrastructure	\$0.00	Yes
ML18081	City of Beaumont	10/5/2018	10/4/2022	10/4/2025	\$31,870.00	\$31,870.00	EV Charging Infrastructure	\$0.00	Yes
ML18085	City of Orange	4/12/2019	10/11/2026		\$50,000.00	\$50,000.00	Purchase Two Heavy-Duty Near-Zero Emissi	\$0.00	Yes
ML18086	City of Los Angeles Bureau of Street	2/8/2019	4/7/2023		\$300,000.00	\$300,000.00	Install Sixty EV Charging Stations	\$0.00	Yes
ML18095	City of Gardena	11/9/2018	12/8/2024		\$25,000.00	\$25,000.00	Purchase Heavy-Duty Near-ZEV	\$0.00	Yes
ML18097	City of Temple City	11/29/2018	7/28/2022		\$16,000.00	\$12,000.00	Purchase Two Light-Duty ZEVs	\$4,000.00	Yes
ML18127	City of La Puente	2/1/2019	2/28/2023		\$10,000.00	\$7,113.70	Purchase Light-Duty Zero Emission Vehicle	\$2,886.30	Yes
ML18131	City of Los Angeles, Police Departm	5/3/2019	12/2/2022		\$19,294.00	\$19,294.00	Purchase Three Light-Duty ZEVs	\$0.00	Yes
ML18154	City of Hemet	11/22/2019	9/21/2023	3/21/2024	\$30,000.00	\$30,000.00	Purchase Two Light-Duty ZEVs and EV Cha	\$0.00	Yes

[illegible]

Cont.#	Contractor	Start Date	Original End Date	Amended End Date	Contract Value	Remitted	Project Description	Award Balance	Billing Complete?
--------	------------	------------	----------------------	---------------------	-------------------	----------	---------------------	------------------	----------------------

FY 2018-2021 Contracts

Open Contracts

MS21002	Better World Group Advisors	11/1/2019	12/31/2022		\$265,079.00	\$91,107.45	Programmatic Outreach Services	\$173,971.55	No
MS21003	Orange County Transportation Autho	7/8/2020	5/31/2021		\$468,298.00	\$0.00	Provide Express Bus Service to the Orange	\$468,298.00	No
MS21004	Los Angeles County MTA	1/7/2021	5/31/2023		\$2,188,899.00	\$0.00	Clean Fuel Bus Service to Dodger Stadium	\$2,188,899.00	No

Total: 3

Pending Execution Contracts

MS21005	Southern California Association of G				#####	\$0.00	Implement Last Mile Goods Movement Progr	#####	No
MS21006	Geographics				\$12,952.00	\$0.00	Hosting & Maintenance of the MSRC Websit	\$12,952.00	No

Total: 2

Closed Contracts

MS21001	Los Angeles County MTA	8/30/2019	7/29/2020		\$1,148,742.00	\$285,664.87	Implement Special Transit Service to Dodger	\$863,077.13	Yes
---------	------------------------	-----------	-----------	--	----------------	--------------	---	--------------	-----

Total: 1

BOARD MEETING DATE: May 7, 2021

AGENDA NO. 23

REPORT: California Air Resources Board Monthly Meeting

SYNOPSIS: The California Air Resources Board held a meeting on April 22, 2021. The following is a summary of the meeting.

RECOMMENDED ACTION:
Receive and file.

Gideon Kracov, Member
South Coast AQMD Governing Board

ft

The California Air Resources Board (CARB or Board) held a meeting remotely on April 22, 2021 via a web-based videoconferencing service. A key item presented is summarized below.

DISCUSSION ITEM

21-3-2: Public Hearing to Consider Proposed Mobile Source Certification and Compliance Fees

The Board adopted the Mobile Source Certification and Compliance fees regulation (regulation). The regulation updates and expands certification fees to provide for reasonable reimbursement of the agency's costs related to the certification of both new and in use mobile sources. Specifically, the regulation addresses certification fees for on road and off-road engines, evaporative components, aftermarket parts, retrofits, and at-berth control technologies. In 2018 and 2019, Assembly Bill (AB) 85, AB 2381, and Senate Bill 854 directed CARB to develop fee schedules to cover the reasonable costs of its Mobile Source Certification and Compliance programs. Staff's proposal sets up a phase-in updated fee schedule that would start in calendar year 2022 with full implementation in 2024 for most mobile source categories. Reduced fees are included in the regulation where the certification and compliance workload for CARB is lower than average and where certification supports CARB's policy to expand zero-emission technologies or to assist small businesses and companies with low California sales.

Attachment

CARB April 22, 2021 Meeting Agenda



Public Meeting Agenda

Thursday, April 22, 2021

In accordance with Governor Newsom's Executive Orders [N-29-20](#) and [N-33-20](#) as well as recommendations from the California Department of Public Health, the April 22, 2021, Board Meeting will not have a physical location to attend in person. This will be a remote-only meeting.

The Board Meeting will be conducted remotely via a web-based videoconferencing service called Zoom. Members of the public who wish to comment verbally can register for the webinar.

[Register for the Webinar](#) – for those who wish to comment verbally at the hearing.

Alternatively, during the Board Meeting, members of the public can offer verbal comments by calling in via telephone. Members of the public do not have to register beforehand if they call in using the number below.

Phone Number: (669) 900-6833

Webinar ID: 858 1812 1838

To only watch the Board Meeting and not provide verbal comments, please view the webcast. The webcast is the same video stream offered by the California Air Resources Board (CARB) during normal Board Meetings. If you do not wish to provide verbal comments, we strongly recommend watching the webcast as this will free up space on the webinar for those who are providing verbal comments.

[Webcast](#) – for those who only plan to observe the hearing.

[How to Participate in the Remote Board Meeting](#)

Thursday, April 22, 2021 @ 9:00 a.m.

Discussion Items:

Note: The following agenda items may be heard in a different order at the Board meeting.

21-3-2: Public Hearing to Consider Proposed Mobile Source Certification and Compliance Fees

The Board will consider the adoption of the Mobile Source Certification and Compliance fees regulation. This regulation sets new fees for the certification and evaluation of off-road mobile sources, certification and evaluation of evaporative components, aftermarket parts,

and diesel emission control strategies, and At-Berth certification and evaluation activities. This proposal also revises the certification and compliance fees required under title 13 California Code of Regulations, sections 1990-1994 for on-road mobile sources.

- [More Information](#)
- [Public Hearing Notice](#)
- [Staff Report](#)
- [Item Summary](#)
- [Hearing Presentation](#)
- [Proposed Resolution](#)
- [Submit Written Comments](#)
- [View Written Comments](#)

Closed Session

The Board may hold a closed session, as authorized by Government Code section 11126(e), to confer with, and receive advice from, its legal counsel regarding the following pending or potential litigation:

Alliance for California Business v. California State Transportation Agency, et al., Sacramento County Superior Court, Case No. 34-2016-80002491.

American Coatings Association, Inc. v. State of California and California Air Resources Board, Sacramento County Superior Court, Case No. 04CS01707.

American Lung Association, et al. v. United States Environmental Protection Agency, et al., United States Court of Appeals, District of Columbia Circuit, Case No. 19-1140.

Best Energy Solutions & Technology Corp., et al v. California Air Resources Board, et al., Kern County Superior Court, Case No. BCV-20-102198.

California v. Stout, et al., United States District Court, Central District of California, Case No. 2:20-cv-00371.

California v. Wheeler, et al., United States Court of Appeals, District of Columbia Circuit, Case No. 19-1239.

California, et al. v. United States Environmental Protection Agency, United States Court of Appeals for the District of Columbia Circuit, Case No. 21-1024.

California, et al. v. United States Environmental Protection Agency, et al., United States Court of Appeals, District of Columbia Circuit, Case No. 21-1014.

California Natural Gas Vehicle Coalition v. California Air Resources Board, et al., Fresno County Superior Court, Case No. 20CECG02250.

Clean Energy Renewable Fuels, LLC v. California Air Resources Board, Orange County Superior Court, Case No. 30-2020-01167039-CU-WM-CJC.

Competitive Enterprise Inst. v. NHTSA, United States Court of Appeals, District of Columbia Circuit, Case No. 20-1145 (consolidated with No. 20-1167).

Dalton Trucking, Inc. v. United States Environmental Protection Agency, U.S. Court of Appeals, District of Columbia Circuit, Case No. 13-1283 (dismissed), U.S. Court of Appeals, Ninth Circuit, Case No. 13-74019.

Environmental Defense Fund, et al., v. Andrew Wheeler, et al., United States Court of Appeals, District of Columbia Circuit, Case No. 20-1360.

Friends of Oceano Dunes, Inc. v. California Coastal Commission, et al., San Luis Obispo County Superior Court, Case No. 17CV-0576; U.S. District Court for the Central District of California, Case No. 2:17-cv-8733.

Friends of Oceano Dunes, Inc. v. California Air Resources Board, et al., Sacramento County Superior Court, Case No. 34-2020-80003442.

In re Pacific Gas and Electric Company, U.S. Bankruptcy Court, Northern District of California, Case No. 19-30089.

John R. Lawson Rock & Oil, Inc. et al., v. California Air Resources Board, et al., Fresno County Superior Court, Case No. 19CEGG00331.

South Coast Air Quality Management District v. City of Los Angeles, et al., Los Angeles County Superior Court, Case No. 20STCP02985.

Sowinski v. California Air Resources Board et al., United States District Court for the Northern District of California, No. 3:18-cv-03979-LHK.

State of California v. United States Environmental Protection Agency, United States Court of Appeals, District of Columbia Circuit, Case No. 18-1096.

State of California v. Wheeler et. al., District of Columbia Circuit, Case No. 19-1239, consolidated under No. 19-1230 along with Nos. 19-1241, 19-1242, 19-1243, 19-1245, 19-1246, and 19-1249.

State of California, et al., v. Andrew Wheeler, et al., United States Court of Appeals, District of Columbia Circuit, Case No. 20-1359.

State of California, et al. v. David Bernhardt, et al., United States District Court, Northern District of California, Case No. 3:18-cv-5712-DMR; United States Court of Appeals, Ninth Circuit, Case No. 20-16793.

State of California, et al. v. Environmental Protection Agency, United States Court of Appeals, District of Columbia Circuit, Case No. 21-1035.

State of California, et al. v. United States Environmental Protection Agency, United States Court of Appeals, District Court of Columbia Circuit, Case No. 19-1227

State of California, et al., v. United States Environmental Protection Agency, United States District Court, Northern District of California, Case No. 4:18-cv-03237-HSG.

State of California, et al. v. United States Environmental Protection Agency, United States Court of Appeals, District of Columbia Circuit, Case No. 21-1018.

State of New York, et al. v. United States Environmental Protection Agency, United States Court of Appeals, District of Columbia Circuit, Case No. 21-1026.

State of New York, et al. v. United States Environmental Protection Agency, et al., United States Court of Appeals, District of Columbia Circuit, Case No. 21-1028.

State of New York et al. v. United States Environmental Protection Agency, United States District Court for the Southern District of New York, Case No. 1:21-cv-00462.

State of Massachusetts v. EPA, United States Court of Appeals, District of Columbia Circuit, Case No. 20-1265.

State of New York, et al. v. Andrew Wheeler and the United States Environmental Protection Agency, U.S. District Court, District of Columbia, Case No. 1:18-cv-00773.

State of North Dakota v. United States Environmental Protection Agency, U.S. Court of Appeals, District of Columbia Circuit, Case No. 15-1381.

State of North Dakota, et al. v. United States Environmental Protection Agency, U.S. Court of Appeals, District of Columbia Circuit, Case No. 16-1242.

State of Wyoming, et al. v. United States Department of the Interior, et al., U.S. District Court, District of Wyoming, Case No. 16-CV-285-SWS; United States Court of Appeals, Tenth Circuit, Case No. 20-8073.

Truck Trailer Manufacturers Association, Inc. v. United States Environmental Protection Agency, et al., U.S. Court of Appeals, District of Columbia Circuit, Case No. 16-1430.

People v. Southern California Gas Company, Los Angeles Superior Court, Case No. BC 602973.

The Two Hundred, et al. v. California Air Resources Board, et al., Fresno County Superior Court, Case No. 18CECG01494.

United States v. California, United States District Court, Eastern District of California, Case No. 2:19-cv-02142-WBS-EFB; United States Court of Appeals, Ninth Circuit, Case No. 20-16789.

Western States Petroleum Association v. California Air Resources Board, Los Angeles County Superior Court, Case No. 20STCP03138x.

Westmoreland Mining v. EPA, United States Court of Appeals, District of Columbia Circuit, Case No. 20-1160.

W.O. Stinson & Son LTD. v. Western Climate Initiative, Inc., Ontario Canada Superior Court, Case No. CV-20-00083726-0000.

Opportunity for Members of the Board to Comment on Matters of Interest

Board members may identify matters they would like to have noticed for consideration at future meetings and comment on topics of interest; no formal action on these topics will be taken without further notice.

Open Session to Provide an Opportunity for Members of the Public to Address the Board on Subject Matters within the Jurisdiction of the Board

Although no formal Board action may be taken, the Board is allowing an opportunity to interested members of the public to address the Board on items of interest that are within the Board's jurisdiction, but that do not specifically appear on the agenda. Each person will be allowed a maximum of three minutes to ensure that everyone has a chance to speak. The public will also have an opportunity to [submit written comments](#) for open session the morning of the Board Meeting.

Other Information

[Submit Comments Electronically the Day of the Board Meeting](#)

[View Submitted Comments](#)

Please Note: PowerPoint presentations to be displayed during public comment at the Board meeting must be electronically submitted via email to the Clerks' Office at cotb@arb.ca.gov no later than noon on the business day prior to the scheduled Board meeting.

If you have any questions, please contact the Clerks' Office:

1001 I Street, 23rd Floor, Sacramento, California 95814

cotb@arb.ca.gov or (916) 322-5594

CARB Homepage: www.arb.ca.gov

Special Accommodation Request

Consistent with California Government Code section 7296.2, special accommodation or language needs may be provided for any of the following:

- An interpreter to be available at the hearing;
- Documents made available in an alternate format or another language;
- A disability-related reasonable accommodation.

To request these special accommodations or language needs, please contact the Clerks' Office at cotb@arb.ca.gov or at (916) 322-5594 as soon as possible, but no later than 7 business days before the scheduled Board hearing. TTY/TDD/Speech to Speech users may dial 711 for the California Relay Service.

Acomodación Especial

Consecuente con la sección 7296.2 del Código de Gobierno de California, una acomodación especial o necesidades lingüísticas pueden ser suministradas para cualquiera de los siguientes:

- Un intérprete que esté disponible en la audiencia
- Documentos disponibles en un formato alterno u otro idioma
- Una acomodación razonable relacionados con una incapacidad

Para solicitar estas comodidades especiales o necesidades de otro idioma, por favor contacte la oficina del Consejo al (916) 322-5594 o por correo electronico al cotb@arb.ca.gov lo más pronto posible, pero no menos de 7 días de trabajo antes del día programado para la audiencia del Consejo. TTY/TDD/Personas que necesiten este servicio pueden marcar el 711 para el Servicio de Retransmisión de Mensajes de California.

[↑ Back to Agenda](#)

BOARD MEETING DATE: May 7, 2021

AGENDA NO. 25

PROPOSAL: Adopt Executive Officer's FY 2021-22 Proposed Goals and Priority Objectives, and Proposed Budget.

SYNOPSIS: The Executive Officer's Proposed Goals and Priority Objectives, and Proposed Budget for FY 2021-22 have been developed and are recommended for adoption. The Budget and Work Program for FY 2021-22 represents input over the past several months from Board members, staff, and the public. This year's process included two meetings of the Budget Advisory Committee and two budget workshops, one for the public held on April 6, 2021 and one for the Board held on April 9, 2021. The Proposed Budget incorporates, pursuant to Rule 320, an increase of most fees by 4.5 percent reflecting the Consumer Price Index for FY 2020-21 and FY 2021-22. This action is to adopt the Executive Officer's Proposed Goals and Priority Objectives, and Proposed Budget for FY 2021-22.

COMMITTEE: Special Board Meeting/Budget Workshop, April 9, 2021, Reviewed

RECOMMENDED ACTIONS:

1. Remove from Reserves and Designations all amounts associated with the FY 2020-21 Budget.
2. Approve appropriations in the Major Objects for FY 2021-22 of:

Salary and Employee Benefits	\$146,228,481
Services and Supplies	30,963,569
Capital Outlays	1,850,000
Transfers Out	<u>841,353</u>
Total	<u>\$179,883,403</u>

3. Approve revenues for FY 2021-22 of \$179,883,403.
4. Approve the addition of eight net authorized/funded positions as detailed in the FY 2021-22 Budget.
5. Approve the Executive Officer's FY 2021-22 Goals and Priority Objectives.
6. Approve a projected June 30, 2022 Fund Balance of the following:

Classification¹	Reserves/Unreserved Designations	Amount
Committed	Reserve for Encumbrances	\$13,200,000
Nonspendable	Reserve for Inventory of Supplies	80,000
Assigned	Designated for Enhanced Compliance Activities	883,018
Assigned	Designated for Other Post Employment Benefit (OPEB) Obligations	2,952,496
Assigned	Designated for Permit Streamlining	234,159
Assigned	Designated for Self-Insurance	2,000,000
Assigned	Designated for Unemployment Claims	80,000
Total Reserved & Unreserved Designations		\$19,429,673
Unassigned	Undesignated Fund Balance	\$62,096,338

7. Instruct staff to actively review and assess fiscal changes and report monthly to the Administrative Committee and to the Board.

Wayne Nastri
Executive Officer

SJ:JK

Background

Budget

The period covered by the FY 2021-22 budget is from July 1, 2021 to June 30, 2022. The General Fund budget is the agency's operating budget and is structured by office and account code. The accounts are categorized into three Major Objects: Salaries and Employee Benefits, Services and Supplies, and Capital Outlays. The budget is supplemented with a Work Program which estimates staff resources and expenditures along program and activity lines. A Work Program Output Justification is completed for each Work Program which identifies performance goals, measurable outputs, legal mandates, activity changes and revenue categories.

The annual expenditure and revenue budget for the General Fund is adopted on a modified accrual basis. All annual expenditure appropriations lapse at fiscal year-end if they have not been expended or encumbered. Throughout the year, budget amendments may be necessary to accommodate additional revenues and expenditure needs.

¹ The fund balance classifications of Committed, Nonspendable, Assigned, and Unassigned are established by the Government Accounting Standards Board 54.

The Executive Officer's Budget and Work Program for FY 2021-22 represents the input over the past several months from Board members, the public, executive management, and staff. This year's process included two meetings with the Budget Advisory Committee, one public consultation meeting held on April 6, 2021 and one Governing Board workshop held on April 9, 2021.

Regulation III – Fees establishes the fee rates and schedules to recover South Coast AQMD's reasonable costs of regulating and providing services to the regulated community, primarily permitted sources. The Permitted Source Program is principally supported by three types of fees permit processing fees for both facility permits and equipment-based permits, annual permit renewal fees, and emissions-based annual operating fees, all of which are contained in Rule 301. Also included in the Permitted Source Program are Rule 222 registration fees and plan fees, since these are similar to permits for the sources to which they apply. Regulation III also establishes fees and rates for other fee programs, unrelated to the Permitted Source Program, including, but not limited to, Transportation Programs fees and Area Source fees (architectural coatings). The above referenced fees comprise approximately 59.9 percent of South Coast AQMD's revenue.

South Coast AQMD continues to implement cost recovery initiatives and cost reduction efforts, including limited increases in Services and Supplies expenditures, maintaining the FY 2020-21 vacancy rate, the implementation of the California Public Employees' Pension Reform Act (PEPRA) for new employees, and the early payoff of the Diamond Bar Headquarters. In the upcoming years, the South Coast AQMD will continue to face a number of fiscal challenges and uncertainties, including global economic impacts and continued uncertainty related to the COVID-19 pandemic and resulting fluctuations in the financial market which will determine the performance of South Coast AQMD's retirement investments and thus impact pension liability, potential changes in federal and state grant funding levels, the need for major information technology and building infrastructure improvement projects, and annual variations in penalties and settlement revenue. South Coast AQMD staff will monitor funding sources, the retirement plan, and actual financial results on a continuous basis and are prepared to make timely resource allocation adjustments as warranted.

South Coast AQMD staff reports monthly to the Administrative Committee and the Board, providing the current fiscal year compared to the prior three year average of the General Fund Revenue and Expenditures, vacancy rates, current number of FTEs and permit, compliance and other relevant program-related metrics.

Proposal

Budget

The proposed budget for FY 2021-22 is a balanced budget with expenditures and revenues of \$179,883,403. Necessary one-time capital expenses are proposed in a

separate Board action to use \$1.5M from special revenue funds to help balance this budget. The proposed FY 2021-22 budget represents an increase of \$6,894,422 (4.0%) in total expenditures from the budget adopted by the Board in May 2020, primarily due to an increase in staffing, services and supplies, and capital outlays. The proposed budget includes the net addition of eight positions for FY 2021-22. In Services and Supplies, the proposal for FY 2021-22 reflects an increase of \$492,583 (1.6%) compared to the FY 2020-21 adopted budget primarily due to an increase in professional and special services expenditures. Capital Outlays are increasing by \$924,000 (99.8%) compared to the FY 2020-21 adopted budget primarily due to system enhancements and upgrades and equipment purchases.

The proposed FY 2021-22 budget represents an increase of \$6,894,422 (4.0%) in total revenue from the budget adopted by the Board in May 2020. As part of this budget package, specific fees in Regulation III – Fees will be automatically adjusted by the California Consumer Price Index (CPI) as provided for under South Coast AQMD Rule 320. The proposed budget includes a 1.7 percent CPI fee increase and a restoration of the FY 2020-21 CPI fee increase of 2.8 percent that was credited to fee payers at the time of billing.

The proposed FY 2021-22 budget assumes a 1.7 percent fee increase, consistent with Rule 320 which was adopted by the Board on October 29, 2010 to allow for an increase of fees based on the change in the California CPI. The proposed budget also adds back the CPI increase from the previous year for a total increase of 4.5 percent.

Public Process

The Budget and Work Program for FY 2021-22 represents input over the past several months from Board members, staff, and the public. This year's process included two meetings of the Budget Advisory Committee and two budget workshops, one for the public held on April 6, 2021 and one for the Board held on April 9, 2021. In accordance with Rule 320, the Draft Socioeconomic Impact Assessment for the automatic CPI-based fee increase was made available to the public on March 15, 2021.

Copies of the FY 2021-22 Proposed Budget Abstract have been transmitted to the Board and the document is also available via South Coast AQMD's web site at <http://www.aqmd.gov/nav/about/finance#Budgets>.

Attachments

- A. FY 2021-22 Proposed Budget Abstract and Proposed Goals and Priority Objectives
- B. Board Meeting Presentation



South Coast Air Quality Management District

21865 Copley Drive, Diamond Bar, CA 91765-4178
(909) 396-2000 • www.aqmd.gov

May 7, 2021

South Coast Air Quality Management District Board and Stakeholders

Transmittal of the Executive Officer's Fiscal Year 2021-22 Budget and Work Program

This document represents South Coast Air Quality Management District's (South Coast AQMD) proposed General Fund Budget and Work Program for FY 2021-22. The budget was developed in accordance with statutory requirements and in consultation with South Coast AQMD's executive and program staff.

The greatest uncertainties facing South Coast AQMD's budgetary outlook stem from the continued major economic disruption due to the COVID-19 global pandemic. In these challenging times, we recognize the hardships that many are experiencing. We are making accommodations in many program areas and remain committed to protecting public health and helping business. South Coast AQMD staff will monitor the financial impacts and, in the event, that there are major changes in the economic landscape, we would make adjustments to the FY 2021-22 budget being proposed.

This budget includes a multi-year financial summary of all revenues, expenditures and staffing used by each of South Coast AQMD's programs in the delivery of essential services to clean the air and to protect the health of all residents in the South Coast Air District through practical and innovative strategies. The proposed budget for FY 2021-22 is a balanced budget with expenditures and revenues of \$179.9 million and 957 positions.

The proposed FY 2021-22 level of expenditures, up four percent from the FY 2020-21 adopted budget, includes increased costs for retirement, salaries associated with new positions, expenditures for professional and special services, and capital outlay projects. There is a net increase of 11 FTEs from the FY 2020-21 adopted budget. This includes the previously approved FY 2020-21 mid-year actions adding two positions in the

Executive Office, two positions in the Legislative and Public Affairs/Media Office and deleting one position in the Science and Technology Advancement Office.

The FY 2021-22 proposed revenue budget of \$179.9 million, up four percent from the FY 2020-21 adopted budget, includes steady progress on South Coast AQMD's implementation of the Volkswagen Mitigation Action, AB 617 programs, and AB 134 programs. At \$100.1 million or 55.7 percent of the projected revenue budget, stationary source revenues account for the largest source of revenue, and in light of the continued COVID-19 impact, could be precarious. Over the past two decades, total permit fees (including permit processing, annual operating permit, and annual emissions-based fees) collected from stationary sources has increased by about 45.2 percent from \$66.8 million in FY 1991-92 to \$97 million (estimated) in FY 2020-21. When adjusted for inflation however, stationary source revenues have decreased by 13 percent over this same period.

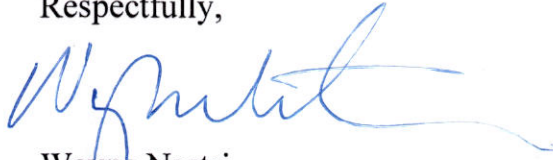
While significant efforts are put forth to develop a detailed budget for the next fiscal year, including a five-year projection, uncertain political and economic issues create challenges. These challenges include global economic impacts and uncertainty sparked by the COVID-19 outbreak and resulting fluctuations in the financial market which will determine the performance of South Coast AQMD's retirement investments and thus impact pension liability; changes in federal and state grant revenue funding levels; increased infrastructure costs due to an aging headquarters building; and Penalties and Settlement revenue that varies annually. South Coast AQMD staff will monitor funding sources, our retirement plan, and actual financial results on a continuous basis and is prepared to make timely resource allocation adjustments as warranted. Additionally, the proposed budget includes an assigned/unassigned general fund balance of 38 percent of FY 2021-22 revenues to provide a reasonable financial safety net.

The public and the business community have multiple opportunities to participate in the budget development process. This includes meetings of the Budget Advisory Committee which is made up of representatives from the business and environmental communities, a public consultation meeting to discuss the proposed budget and work program, and two meetings of the Governing Board. The public consultation meeting and Governing Board meetings are noticed to the public through direct mail and emails to permitted facilities and other stakeholders, print media, and through the South Coast AQMD website.

In summary, I am proposing a balanced budget for FY 2021-22 that allows South Coast AQMD programs to operate efficiently, transparently, and in a manner sensitive to public agencies, businesses and the public, while providing continued emission reductions and health benefit improvements. The proposed FY 2021-22 Budget and Work Program serves to ensure the continued strength and stability of the South Coast

AQMD as we make progress toward attaining the federal and state clean air mandates and further protect public health.

Respectfully,

A handwritten signature in blue ink, appearing to read 'Wayne Natri', with a long horizontal flourish extending to the right.

Wayne Natri,
Executive Officer

SJ:JK

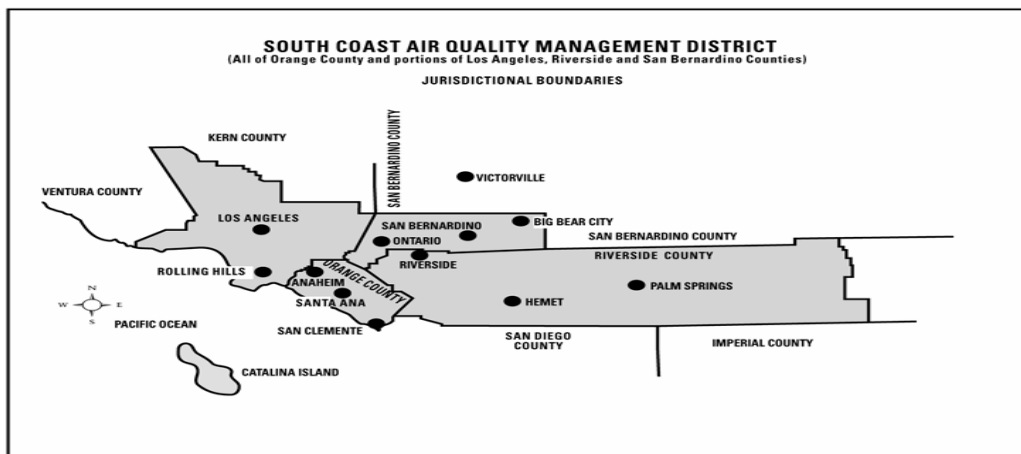
FY 2021-22 BUDGET ABSTRACT

Preface

This document represents the proposed FY 2021-22 Budget and Work Program of the South Coast Air Quality Management District (South Coast AQMD). The proposed budget is available for public review and comment during the month of April. A public consultation meeting is scheduled to discuss the proposed budget and proposed fees changes on April 6, 2021. In addition, a workshop for the Governing Board is scheduled on April 9, 2021. A final Proposed Budget and Work Program, which may include changes based on input from the public and Board, will be presented for adoption at a public hearing on May 7, 2021.

Introduction

The South Coast Air Quality Management District (South Coast AQMD) began operation on February 1, 1977 as a regional governmental agency established by the California Legislature pursuant to the Lewis Air Quality Management Act. The South Coast AQMD encompasses all of Orange County and parts of Los Angeles, San Bernardino and Riverside Counties. It succeeded the Southern California Air Pollution Control District (APCD) and its predecessor four county APCDs, of which the Los Angeles County APCD was the oldest in the nation, having been formed in 1947. The South Coast AQMD Governing Board is composed of 13 members, including four members appointed by the Boards of Supervisors of the four counties in South Coast AQMD's jurisdiction, six members appointed by cities in the South Coast AQMD's jurisdiction and three members appointed by the Governor, the Speaker of the State Assembly and the Rules Committee of the State Senate, respectively. The members appointed by the Boards of Supervisors and cities consist of one member of the Board of Supervisors of Los Angeles, Orange, Riverside, and San Bernardino Counties, respectively, and a mayor or member of the city council of a city within Orange, Riverside, and San Bernardino Counties. Los Angeles County cities have three representatives, one each from the western and eastern portions and one member representing the City of Los Angeles.



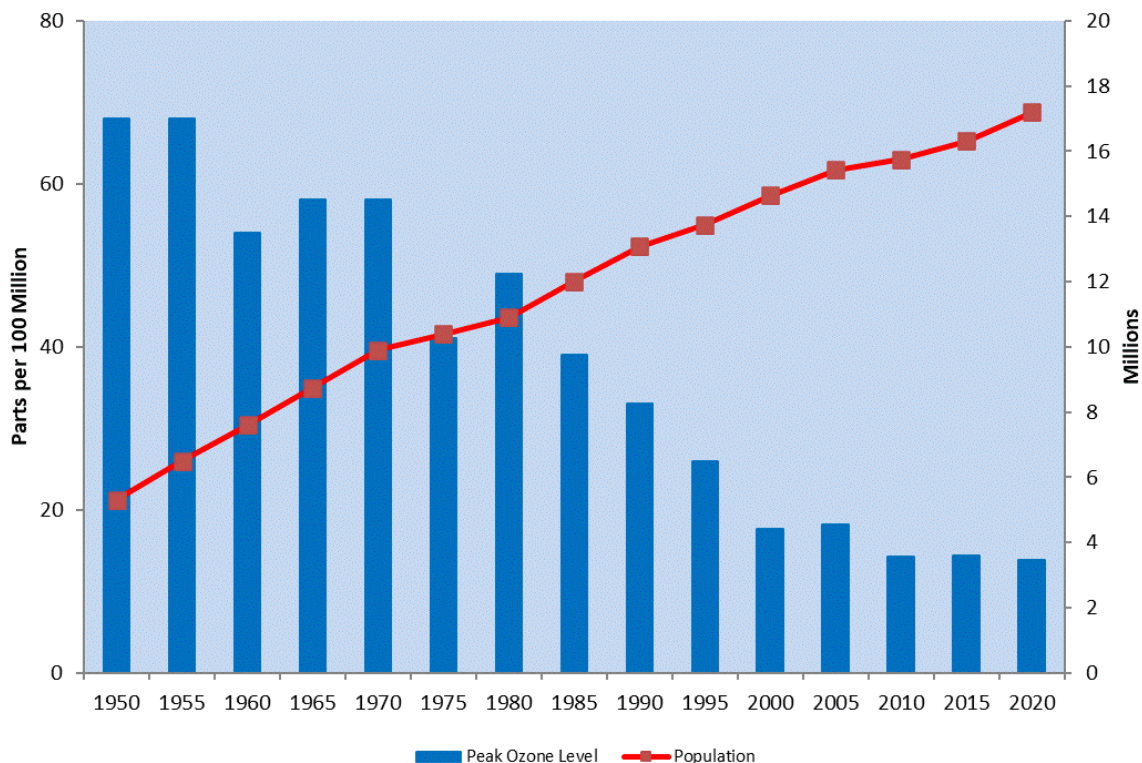
Air Quality History

The South Coast Air Basin (Basin) has suffered unhealthful air since its rapid population growth and industrialization during World War II. While air quality has improved, the residents of the Basin still breathe some of the most polluted air in the nation.

The 70-year history of the region's air pollution control efforts is, in many ways, one of the world's key environmental success stories. Peak ozone levels have been cut by almost three-fourths since air monitoring began in the 1950s. Population exposure was cut in half during the 1980s alone.

Since the late 1940s, when the war on smog began, to 2020, the region's population has more than tripled from 4.8 million to 17.2 million; the number of motor vehicles has increased more than six-fold from 2.3 million to 14.1 million; and the area has grown into one of the most prosperous regions of the world. This phenomenal economic growth illustrates that pollution control and strong economic growth can coincide.

70 Years of Progress in Reducing Ozone Levels



Mission

South Coast AQMD's mission is to clean the air and protect the health of all residents in the South Coast Air District through practical and innovative strategies. This mission is pursued through a

comprehensive program of planning, regulation, education, enforcement, compliance incentives, technical innovation and promoting public understanding of air quality issues. The South Coast AQMD has implemented a policy of working with regulated businesses to ensure their participation in making the rules which will impact them. This cooperative approach has resulted in greater business support of rulemaking efforts for air that is more healthful to breathe.

To carry out its mission, South Coast AQMD develops a set of Goals and Priority Objectives which are evaluated and revised annually and presented as part of the budget proposal. The following proposed goals have been identified as being critical to meeting South Coast AQMD's Mission for FY 2021-22:

- I. Achieve Clean Air Standards.
- II. Enhance Public Education and Equitable Treatment for All Communities.
- III. Operate Efficiently and Transparently.

These goals are the foundation for South Coast AQMD's Work Program categories. Each goal is supported by multiple activities, which target specific areas of program performance.

Air Quality

Overview

South Coast AQMD has jurisdiction over an area that includes the majority of Los Angeles, Riverside, San Bernardino, and Orange counties. There are three air basins within this region: the South Coast Air Basin, the Riverside County portion of the Salton Sea Air Basin (Coachella Valley), and the Riverside County portion of the Mojave Desert Air Basin. The South Coast Air Basin (Basin) and the Coachella Valley has some of the highest air pollution levels in the United States. The federal government has designated seven pollutants that are pervasive enough to warrant federal health standards, called National Ambient Air Quality Standards (NAAQS). Known as "criteria pollutants," these are: ozone (O₃); nitrogen dioxide (NO₂); particulates (PM₁₀); fine particulates (PM_{2.5}); carbon monoxide (CO); lead (Pb); and sulfur dioxide (SO₂).

In addition, the State of California sets ambient air quality standards for these same pollutants through the California Air Resources Board (CARB). California's standards are in some cases tighter than the U.S. Environmental Protection Agency's (U.S. EPA) standards, which strengthens the public health protection. Toxic compounds also are a potential problem. More toxic pollution is emitted into the air in the Basin than in any other region in California. The Basin's large number of motor vehicles and minor sources, including small businesses and households using ozone-forming consumer products and paints, compound the problem.

Air Quality Trends

While our air quality continues to improve, the Basin remains one of the most unhealthful areas in the nation in terms of air quality. Ozone levels have fallen by more than three-quarters since peaks in the mid-1950s. U.S. EPA revised and strengthened the 8-hour ozone NAAQS, effective December 28, 2015, from concentrations exceeding 75 parts-per-billion (ppb) to concentrations

exceeding 70 ppb. In 2020, the 2015 8-hour ozone NAAQS was exceeded in the Basin on 161 days and the former 1997 ozone NAAQS was exceeded on 102 days. The 2015 ozone NAAQS was exceeded in the Basin on 128 days in 2019 and 141 days in 2018. Note that all the air quality values for 2020 in this report are preliminary values that are subject to change during the validation process. Though the trend in ozone exceedance days has been decreasing over the past few decades, year-to-year variability can mask the underlying trends when focusing on short time periods. Year-to-year variability can be caused by enhanced photochemical ozone formation due to persistent weather patterns that limit vertical mixing and warm the lower atmosphere. Changes in the relative emissions of volatile organic compounds (VOCs) or oxides of nitrogen (NO_x) can also affect the chemistry of ozone formation and lead to marginal short-term increases in ozone concentrations as NO_x is reduced. While the ozone control strategy continued to reduce precursor emissions from man-made sources in the Basin, emissions of natural ozone precursors are not controllable. Ozone-forming emissions transported from frequent summer wildfires throughout California and year-to-year changes in the VOC emissions from vegetation resulting from dry and wet rainy-seasons affect ozone concentrations. The maximum observed ozone levels also show some year-to-year variability but have generally decreased up until the last decade where ozone concentrations have generally remained constant. The highest 8-hour ozone level in the 2020 data was 139 ppb, compared to 117 ppb in 2019 and 125 ppb in 2018. 2020 ozone was elevated due to persistent and intense heat waves, stagnant weather conditions, emissions from the most intense wildfire season on record in the State, and possibly the influence of shifting NO_x and VOC emissions from the COVID-19 pandemic.

PM_{2.5} levels have decreased dramatically in the Basin since 1999. Effective March 18, 2013, U.S. EPA strengthened the annual average PM_{2.5} standard from 15.0 µg/m³ to 12.0 µg/m³, while retaining the 24-hour PM_{2.5} NAAQS of 35 µg/m³. In 2019, the 24-hour PM_{2.5} NAAQS was exceeded on 9 days in the South Coast Air Basin. In 2020, there were 34 exceedance days, based on preliminary continuous PM_{2.5} measurements. Because the highest PM_{2.5} concentrations typically occur during the rainy-season, design values are heavily dependent on the frequency of wintertime storm systems, which increase ventilation and remove PM when rainfall is present. PM_{2.5} concentrations are also significantly influenced by wildfire smoke, which can be transported across wide distances. Smoke from historically large wildfires throughout California in the summer and fall of 2020 contributed to the majority of the exceedances of the 24-hour standard all throughout the South Coast Air Basin. When removing the influence of events that are likely to be considered exceptional by U.S. EPA and with preliminary 2020 data, the 2017-2020 24-hour design value of 35 µg/m³, measured at the Mira Loma station, meets the federal standard for the first time. The Basin's peak annual average PM_{2.5} level in 2020, 14.4 µg/m³ (preliminary data) at the Ontario-60 near road site was higher than the 2019 value, 12.8 µg/m³, which occurred at the same site. It is likely that an increased background PM_{2.5} from fires in the Western United States enhanced the annual average in 2020. Events with only a small influence on PM_{2.5} concentrations are difficult to identify and remove as small changes from these events cannot be separated from the effects of meteorology, which typically drives day to day changes in air quality.

In 2006, the U.S. EPA rescinded the annual federal standard for PM₁₀ but retained the 24-hour standard. The U.S. EPA re-designated the Basin as attainment of the health-based standard for

PM10, effective July 26, 2013. Apart from a handful of dust events caused by high winds, ambient levels of PM10 in the Basin have continued to meet the federal 24-hour PM10 NAAQS through 2020 based on preliminary data.

In November 2008, the U.S. EPA revised the lead NAAQS from a 1.5 µg/m³ quarterly average to a rolling 3-month average of 0.15 µg/m³ and added new near-source monitoring requirements. The Basin has been designated non-attainment for lead due to monitored concentrations near one facility in Los Angeles County prior to the 2012-2014 3-year design value period. However, starting with the 2012-2014 design value, the entire Basin has met the lead standard through 2019. 2020 concentrations are yet not available at the time of publication. A re-designation request to the U.S. EPA is pending.

Nitrogen dioxide, sulfur dioxide, and carbon monoxide levels have improved in the Basin and are in full attainment of the NAAQS. In 2007, the U.S. EPA formally re-designated the Basin to attainment of the carbon monoxide NAAQS. Maximum levels of carbon monoxide in the Basin have been consistently less than one-third of the federal standards since 2004. In 2010, the U.S. EPA revised the NO₂ 1-hour standard to a level of 100 ppb and the SO₂ 1-hour standard to a level of 75 ppb. In 2020, the NO₂ 1-hour standard was exceeded at two near-road sites, those by the 710 and the 60, with a maximum value of 103 ppb. However, since the 1-hour standard is based on the 98th percentile daily maximum value, the Basin still attains the standard based on preliminary data. All sites in the Basin remained in attainment of the SO₂ standard based on preliminary data.

Mandates

South Coast AQMD is governed and directed by a comprehensive federal law (Federal Clean Air Act) and several state laws that provide the regulatory framework for air quality management in the Basin. These laws require South Coast AQMD to take prescribed steps to improve air quality.

South Coast AQMD is responsible for stationary sources such as factories. CARB and U.S. EPA are primarily responsible for motor vehicles. South Coast AQMD and CARB share responsibilities with respect to area sources. South Coast AQMD and the Southern California Association of Governments (SCAG) share some responsibilities with CARB regarding certain aspects of mobile source emissions related to transportation and land use. Control of emissions from sources such as airports, harbors, and trains are shared by U.S. EPA, CARB and South Coast AQMD. Without adequate efforts by CARB and U.S. EPA to control emission sources under their sole authority, it is impossible for the region to reach federal clean air standards.

The following is a more specific summary of the laws governing South Coast AQMD.

Federal Law:

Federal Clean Air Act (CAA): The CAA requires attainment of National Ambient Air Quality Standards (NAAQS) for criteria air pollutants, i.e. pollutants causing human health impacts due to their release from numerous sources. The following criteria pollutants have been identified: ozone, particulate matter (PM10), carbon monoxide, lead, nitrogen dioxide, and sulfur dioxide. Current deadlines vary by pollutant and severity of pollution in the region.

State Implementation Plans: The CAA requires each state to develop a State Implementation Plan (SIP) to attain the NAAQS by the applicable attainment deadlines. SIPs must be approved by U.S. EPA as containing sufficient measures to timely attain NAAQS and meet other requirements described below. SIPs must contain air pollution measures in adopted, "regulatory" form within one year after approval by U.S. EPA. Upon approval by U.S. EPA, SIP requirements can be enforced against regulated sources by U.S. EPA and by any citizen. South Coast AQMD must develop and submit to CARB for review, followed by submittal to U.S. EPA, an element of the SIP referred to as the South Coast AQMD Air Quality Management Plan (AQMP) demonstrating how the Basin will achieve the NAAQS.

Among the numerous other CAA requirements are: a mandate that the region achieve a three percent annual reduction in emissions of ozone precursors (VOC and NO_x); a requirement that new sources over 10 tons per year of VOC or NO_x, and modifications to such sources, achieve lowest achievable emission rate and offset their emission increases by equal reductions elsewhere in the region and transportation control measures to reduce vehicle trips.

To date, the South Coast AQMD's Governing Board has adopted AQMPs in 1989, 1991, 1994, 1997, 1999 (amendments to the plan adopted in 1997), 2003, 2007, 2012 and 2017. The 2016 AQMP was approved in March 2017.

Sanctions, Federal Implementation Plans, and Conformity Findings: The CAA mandates that sanctions be imposed on an area if a suitable SIP is not adopted and approved by U.S. EPA. These sanctions can include loss of key federal funds and more stringent requirements on new or expanding industries. Specific requirements for South Coast AQMD's AQMP include stringent requirements plus Lowest Achievable Emission Rate (LAER) and offsets for major new sources. Federal law also requires an operating permit program for major stationary sources, known as Title V, which must be supported by permit fees. In addition, air toxics regulations adopted by U.S. EPA pursuant to Title III must be implemented by South Coast AQMD.

Motor Vehicle Emission Controls: The CAA initially required U.S. EPA to adopt emission limitations for motor vehicles. The 1990 Amendments require U.S. EPA to adopt regulations to achieve further reductions in emissions from motor vehicles, as well as from other mobile sources such as locomotives. States are preempted from adopting emission limitations for motor vehicles and certain other mobile sources. Exception: California can adopt motor vehicle standards, and standards for some --but not all-- other mobile sources, and other states can adopt the California standards.

Hazardous Air Pollutants: In addition to criteria pollutants, the CAA regulates "hazardous air pollutants," i.e., those which can cause cancer or other severe localized health effects due to emissions from a single facility. U.S. EPA is required to adopt regulations mandating that new and existing sources emitting 10 tons per year or more of such pollutants employ Maximum Achievable Control Technology (MACT) according to specified schedules. U.S. EPA is to consider further reductions in the future to eliminate any remaining unacceptable residual risk.

California Law:

The California Clean Air Act (CCAA): The CCAA establishes numerous requirements for Air District air quality plans to attain state ambient air quality standards for criteria air contaminants. For example, a plan must contain measures adequate to achieve five percent per year emission reductions or must contain all feasible measures and an expeditious adoption schedule. For Air Districts with serious air pollution, its attainment plan should include the following: no net increase in emissions from new and modified stationary sources; and best available retrofit technology for existing sources.

Toxic Air Contaminants: The Air Toxic Hot Spots Act (Health & Safety Code §§ 44300, et seq.) requires facilities emitting specified quantities of pollutants to conduct risk assessments describing the health impacts to neighboring communities created by their emissions of numerous specified hazardous compounds. If an Air District determines the health impact to be significant, neighbors must be notified. In addition, state law requires the facility to develop and implement a plan to reduce the health impacts to below significance, generally within five years. Additional control requirements for hazardous emissions from specific industries are established by the state and enforced by Air Districts.

AB 617: A requirement for Air Districts to conduct air monitoring and adopt a Community Emissions Reduction Plan for communities designated by CARB under the AB 617 statewide program.

State law also includes the following measures:

- Tanner Air Toxics Process (AB 1807) which requires CARB to adopt air toxic control measures to limit emissions of toxic air contaminants from classes of industrial facilities. Local Air Districts are required to enforce these regulations or adopt equally or more stringent regulations of their own;
- Health & Safety Code §42705.5 which requires Air Districts to deploy a community air monitoring system in selected locations and Section 42706.5 which requires Air Districts to design, develop, install, operate and maintain refinery-related community air monitoring systems;
- Authority for South Coast AQMD to adopt a command-and-control regulatory structure requiring Best Available Retrofit Control Technology (BARCT);
- A requirement for South Coast AQMD to establish an expedited schedule for implementing BARCT at pre-determined greenhouse gas and trade facilities;
- A requirement for South Coast AQMD to establish a program to encourage voluntary participation in projects to increase the use of clean-burning fuels; and
- A requirement for South Coast AQMD to adopt and enforce rules to ensure no net emission increases from stationary sources.

Air Quality Control

Developing solutions to the air quality problem involve highly technical processes and a variety of resources and efforts to meet the legal requirements of California and federal laws.

Monitoring: The first step in air quality control is to determine the smog problem by measuring air pollution levels. South Coast AQMD currently operates 43 monitoring stations in the South Coast Air Basin and a portion of the Salton Sea Air Basin in Coachella Valley. These range from fully equipped stations that measure levels of all criteria pollutants, as well as some air toxic pollutant levels, to those which measure a specific pollutant in critical areas. These measurements provide the basis of our knowledge about the nature of the air pollution problem and the data for planning and compliance efforts to address the problem.

Pollution Sources: South Coast AQMD, in cooperation with CARB and SCAG, estimates the sources of emissions causing the air pollution problem. Nature itself causes a portion of the emissions and must be considered. In general, South Coast AQMD estimates stationary and natural sources of emissions, SCAG develops the information necessary to estimate population and traffic, and CARB develops the information necessary to estimate mobile and area source emissions using the SCAG traffic data. This data is then consolidated in South Coast AQMD's AQMP for use in developing the necessary control strategies.

Air Quality Modeling: Using air quality, meteorological and emissions models, South Coast AQMD planners simulate air pollution to demonstrate attainment of the air quality standards and the impacts of sources to local and regional air quality. Due to the nature of air pollution, air quality models can be very complex. Some pollutants are not emitted directly into the air but are products of photochemical reactions in the atmosphere. For example, VOCs mix with nitrogen dioxide (NO₂) and react in sunlight to form ozone; similarly, nitrogen oxide gases from tailpipes and smokestacks can be transformed into nitrates or particulates (PM_{2.5} and PM₁₀). The planners thus must consider transport, land use characteristics and chemical reactions of emissions in the atmosphere to evaluate air quality impacts. Using model output, planners can look at different control scenarios to determine the best strategies to reduce air pollution for the lowest cost.

The considerable data required for these analyses is collected on an ongoing basis by South Coast AQMD staff. Modeling data is prepared and delivered using a geographic information system (GIS). GIS capability is used to prepare and produce data and spatial analysis maps for various needs by South Coast AQMD including rulemaking and California Environmental Quality Act (CEQA) document development.

Planning: With emissions data and an air quality model in place, planners can develop possible control strategies and scenarios. South Coast AQMD focuses most of its effort on stationary source controls. As mentioned earlier, strategies to reduce vehicle miles traveled (VMT) are developed primarily by SCAG, while mobile source standards and control programs are developed primarily by CARB and EPA. South Coast AQMD also has limited authority over mobile sources (e.g. public fleets, indirect sources).

Once a plan of emission controls to achieve the NAAQS is outlined, South Coast AQMD is required to hold multiple public meetings to present the proposed control strategies and receive public input. South Coast AQMD also conducts a socioeconomic analysis of the strategies. South Coast

AQMD maintains an ongoing and independent advisory group of outside experts for both its air quality modeling and socioeconomic assessment methodologies.

To meet federal air quality standards, the AQMPs and SIP submittals, including the 2016 AQMP, called for significant emissions reductions from projected baseline emissions in order to meet the NAAQS by the federal attainment deadlines (2019 for the 2006 24-hour PM_{2.5} NAAQS, 2025 for the 2012 annual PM_{2.5} NAAQS, 2023 for the 1979 1-hour ozone NAAQS, 2024 for the 1997 8-hour ozone NAAQS, and 2032 for the 2008 8-hour ozone NAAQS). These combined reductions, while meeting most NAAQS, will still not result in attainment of all California State ambient air quality standards or the revised 2015 8-hour ozone NAAQS. The 2012 AQMP addressed the 24-hour PM_{2.5} NAAQS. The 2016 AQMP addresses the 2008 8-hour ozone NAAQS and the 2012 annual PM_{2.5} NAAQS and demonstrates compliance with the requirements for being a “serious” non-attainment area for the 24-hour PM_{2.5} NAAQS requirements. The next AQMP will address the 2015 8-hour ozone NAAQS, with an anticipated adoption in the 2022 timeframe. Five working groups have been established to support the development of control strategies for the 2022 AQMP. South Coast AQMD will continue to improve the emissions inventories and modeling techniques for the 2022 AQMP.

Rulemaking: The regulatory process, known as rulemaking, takes the concepts of control measures outlined in the AQMP and turns them into proposed rule language. This process involves the following: extensive research on technology; site inspections of affected industries to determine feasibility; typically, a year or more of public task force and workshop meetings; in-depth analyses of environmental, social and economic impacts; and thorough review with appropriate Governing Board Committees.

This extensive process of public and policymaker participation encourages consensus in development of rule requirements so that affected sources have an opportunity for input into the rules that will regulate their operations. Once the requirements are developed, the proposed rule, along with an Environmental Assessment and a socioeconomic report, is presented to South Coast AQMD’s Governing Board at a public hearing. Public testimony is presented and considered by the Board before any rule is adopted. The adopted or amended rules are then submitted to CARB and U.S. EPA for their approval. It is not uncommon for rulemaking to include follow-up implementation studies. These studies may extend one or more years past rule adoption/amendment and prior to rule implementation. Such studies are typically submitted to the Governing Board or appropriate Governing Board Committee.

Enforcement and Education: South Coast AQMD issues permits to construct and operate equipment to companies to ensure equipment is operated in compliance with adopted rules. Follow-up inspections are made to ensure that equipment is being operated under permit conditions.

Technical Innovation: In the late 1980s, South Coast AQMD recognized that technological innovation, as well as rule enforcement, would be necessary to achieve clean air standards. Thus, the Technology Advancement Office was created to look for and encourage technical innovation to reduce emissions. The California State Legislature supported this effort by providing a \$1

surcharge on every DMV registration fee paid within the Basin. These funds have been matched at a ratio of approximately three-to-one with funds from the private sector to develop new technologies such as near-zero and zero emission vehicles, low-NO_x burners for boilers and water heaters, zero-pollution paints and solvents, fuel cells and other innovations.

An additional \$4 vehicle registration fee was authorized by the state legislature in 1990. These fees are administered through South Coast AQMD with \$1.20 going to South Coast AQMD for mobile source emissions reductions, \$1.60 subvended directly to cities and counties to support their air quality programs, and \$1.20 to the Mobile Source Air Pollution Reduction Review Committee (MSRC). The MSRC is an outside panel established by state law whose function is to make the decisions on the actual projects to be funded from that portion of the revenue.

Public Education: South Coast AQMD's efforts to clean up the air will be successful only to the extent that the public understands air quality issues and supports and participates in cleanup effort. Thus, South Coast AQMD strives to involve and inform the public through the Legislative and Public Affairs/Media Office, public meetings, publications, the press, public service announcements, and social media.

Budget Synopsis

South Coast AQMD's annual budget is adopted for the General Fund for a fiscal year that runs from July 1 through June 30. The period covered by the FY 2021-2022 budget is from July 1, 2021 to June 30, 2022. The General Fund budget is the agency's operating budget and is structured by Office and account. The accounts are categorized into three Major Objects: Salaries and Employee Benefits, Services and Supplies, and Capital Outlays. The budget is supplemented with a Work Program containing nine program categories which estimate staff resources and expenditures along program and activity lines. Each category consists of a number of Work Programs, or activities. A Work Program Output Justification form is completed for each Work Program, which identifies performance goals, quantifiable outputs, legal mandates, activity changes, and revenue categories.

The annual expenditure and revenue budget for the General Fund is adopted on a modified accrual basis. All annual expenditure appropriations lapse at fiscal year-end if they have not been expended or encumbered. Throughout the year, budget amendments may be necessary to accommodate additional revenues and expenditure needs. Any amendments due to budget increases or transfers between expenditure accounts in different Major Objects must be approved by South Coast AQMD's Governing Board. They are submitted to the Governing Board for approval at a monthly Board meeting in the format of a board letter which documents the need for the request and the source of funding for the expenditure. Budget amendments resulting from transfers between expenditure accounts within the same Major Object are approved at the Office level.

South Coast AQMD does not adopt annual budgets for its Special Revenue Funds. Special Revenue Funds are used to record transactions applicable to specific revenue sources that are legally restricted for specific purposes. All transactions in Special Revenue Funds are approved

by the Governing Board on an as-needed basis. South Coast AQMD's Comprehensive Annual Financial Report includes the General Fund and Special Revenue Funds.

Budget Process

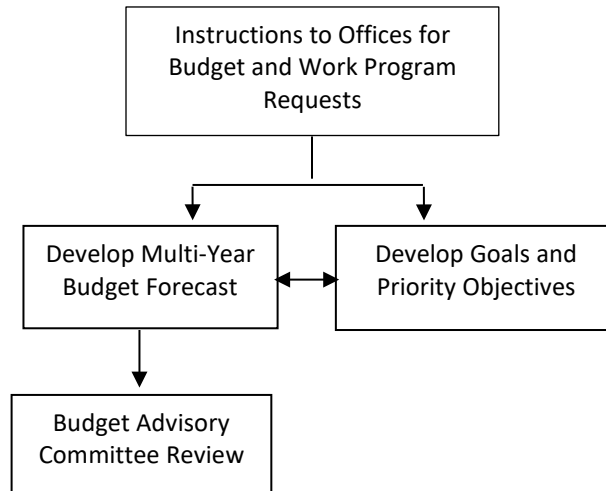
The South Coast AQMD budget process begins with the Chief Financial Officer issuing instructions and guidelines to the Offices. Under the guidance of the Executive Officer, the Chief Operating Officer, and the Chief Financial Officer, the Offices also begin establishing Goals and Priority Objectives for the fiscal year. The proposed annual budget and multi-year forecast is then developed by the Offices, Finance, Executive Council, the Chief Operating Officer, and the Executive Officer, based on the Goals and Priority Objectives as well as guidelines issued by the Executive Officer. Each Office submits requests for staffing, select Salary accounts, Services and Supplies accounts, and Capital Outlay accounts. The remaining salary and benefit costs are developed by Finance. Capital expenditure requests are reviewed by an in-house committee who prioritizes the requests. Revenue projections are developed by Finance based on input received from the appropriate Offices and incorporate any proposed changes to Regulation III - Fees. This information is integrated into an initial budget request, including a multi-year forecast, and then fine-tuned under the direction of the Chief Operating Officer and the Executive Officer to arrive at a proposed budget. The public, business community, and other stakeholders have several opportunities to participate in the budget process, up to and at the budget adoption hearing by the Governing Board, including:

- Two meetings of the Budget Advisory Committee whose members include various stakeholder representatives.
- One public consultation meeting to discuss the automatic CPI increase
- A public hearing on the Proposed Budget and Work Program

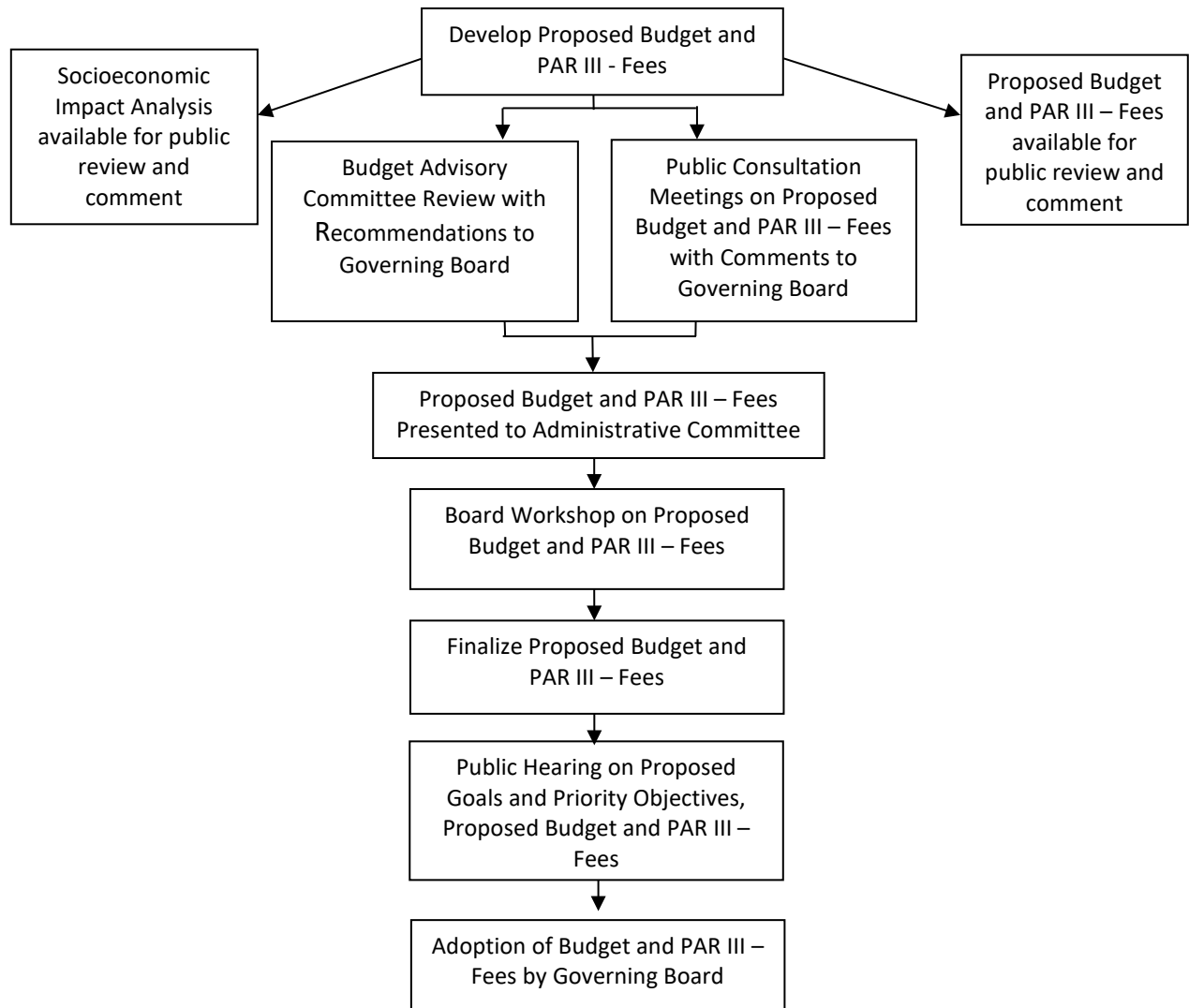
The proposed budget is presented to South Coast AQMD's Governing Board at a budget workshop and to South Coast AQMD's Administrative Committee. Any public comments and Budget Advisory Committee recommendations are submitted to the Governing Board by April 15 of each year. The proposed budget is adopted by the Governing Board and is in place on July 1 for the start of the new fiscal year.

The following flow charts represent the typical major milestones and budget processes that take place in developing South Coast AQMD's annual budget.

Preliminary Budget Process



Annual Budget Process



FY 2022 Budget Timeline	
Budget submissions received from Offices	Jan 15, 2021
Budget Advisory Committee meeting	Jan 15, 2021
Proposed budget available for public review	April 1, 2021
Budget Advisory Committee meeting on proposed budget	April 2, 2021
Public Workshop on proposed budget	April 6, 2021
Proposed budget presented to Administrative Committee	April 9, 2021
Governing Board Special Meeting	April 9, 2021
Public comments and Budget Advisory Committee recommendations submitted to Governing Board	April 15, 2021
Public Hearing & Governing Board adoption of budget	May 7, 2021

Proposed Budget & Work Program

Budget Overview

The proposed budget for FY 2021-22 is a balanced budget with revenues/transfers in and expenditures/transfers out of \$179.9 million. To compare against prior years, the following table shows South Coast AQMD's amended budget and actual expenditures for FY 2019-20, adopted and amended budgets for FY 2020-21 and proposed budget for FY 2021-22.

Description	FY 2019-20 Amended	FY 2019-20 Actual	FY 2020-21 Adopted	FY 2020-21 Amended¹	FY 2021-22 Proposed
Staffing	946	-	946	949	957
Revenue/Transfers In	\$186.0	\$188.9	\$173.0	\$176.2	\$179.9
Expenditures/Transfers Out	\$192.6	\$176.7	\$173.0	\$178.2	\$179.9

¹ Includes Board approved changes through February 2021

The FY 2021-22 proposed budget reflects an increase of \$1.7 million in expenditures/transfers out from the FY 2020-21 amended budget and an increase of \$6.9 million in expenditures/transfers out from the FY 2020-21 adopted budget. The increase in expenditures/transfers out from the FY 2020-21 adopted budget can be attributed to increases in staffing, retirement costs, Services and Supplies, and Capital Outlays. The FY 2021-22 proposed budget of 957 positions has a net increase of eight positions over the FY 2020-21 amended budget.

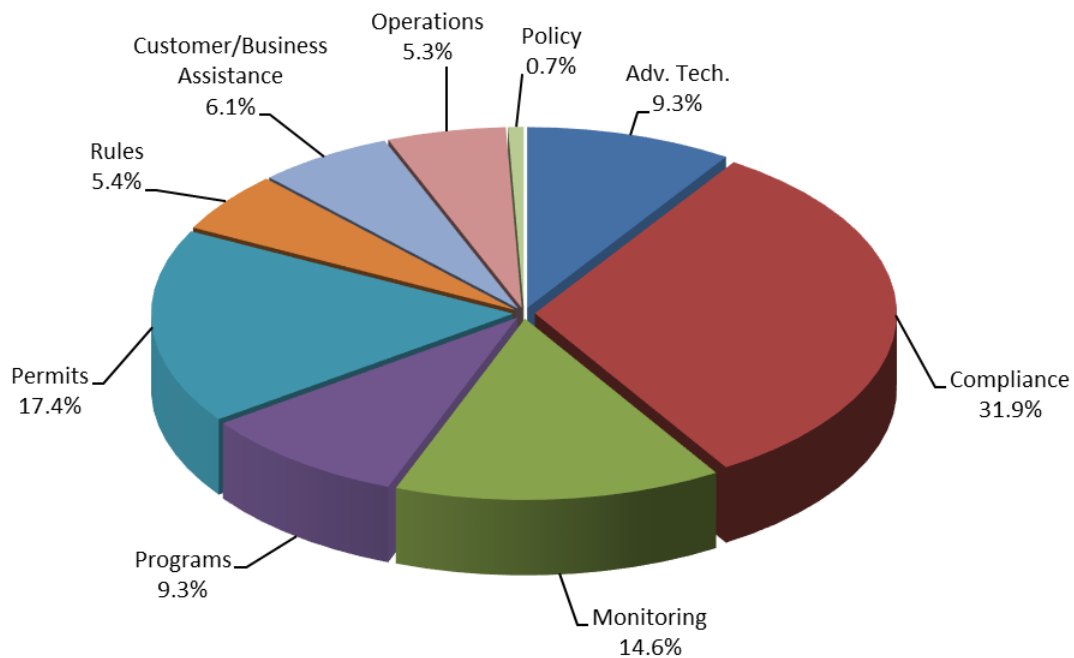
Expenditures

Work Program

South Coast AQMD expenditures are organized into nine Work Program Categories: Advance Clean Air Technology; Ensure Compliance with Clean Air Rules; Customer Service and Business Assistance; Develop Programs to Achieve Clean Air; Develop Rules to Achieve Clean Air; Monitoring Air Quality; Operational Support; Timely Review of Permits; and Policy Support. Each category consists of Work Programs, or activities, which are classified according to the nature of the activity being performed.

Each Work Program ties to the goals and objectives of the agency and identifies resources, performance measures/outputs, and legal mandates. A complete description of each program category along with a detailed work program sorted by program is included in the Goals and Priority Objectives and Work Program section. The following pie chart represents the budgeted expenditures by Program Category for FY 2021-22.

Work Program Category Expenditures



The following table compares South Coast AQMD Work Program expenditures by category for the FY 2020-21 adopted budget and FY 2021-22 proposed budget.

Work Program Categories	FY 2020-21 Adopted Budget	FY 2021-22 Proposed Budget
Advance Clean Air Technology	\$14,581,483	\$16,662,843
Customer Service and Business Assistance	12,035,187	10,903,032
Develop Programs to Achieve Clean Air	13,561,091	16,722,332
Develop Rules to Achieve Clean Air	9,871,502	9,713,071
Ensure Compliance with Clean Air Rules	56,299,951	57,377,234
Monitoring Air Quality	25,853,696	26,336,839
Operational Support	9,037,236	9,569,399
Policy Support	1,174,207	1,259,631
Timely Review of Permits	30,574,628	31,339,022
Total	\$172,988,981	\$179,883,403

Note: Fully burdened expenditures based on the Cost Allocation Schedule

Account Categories

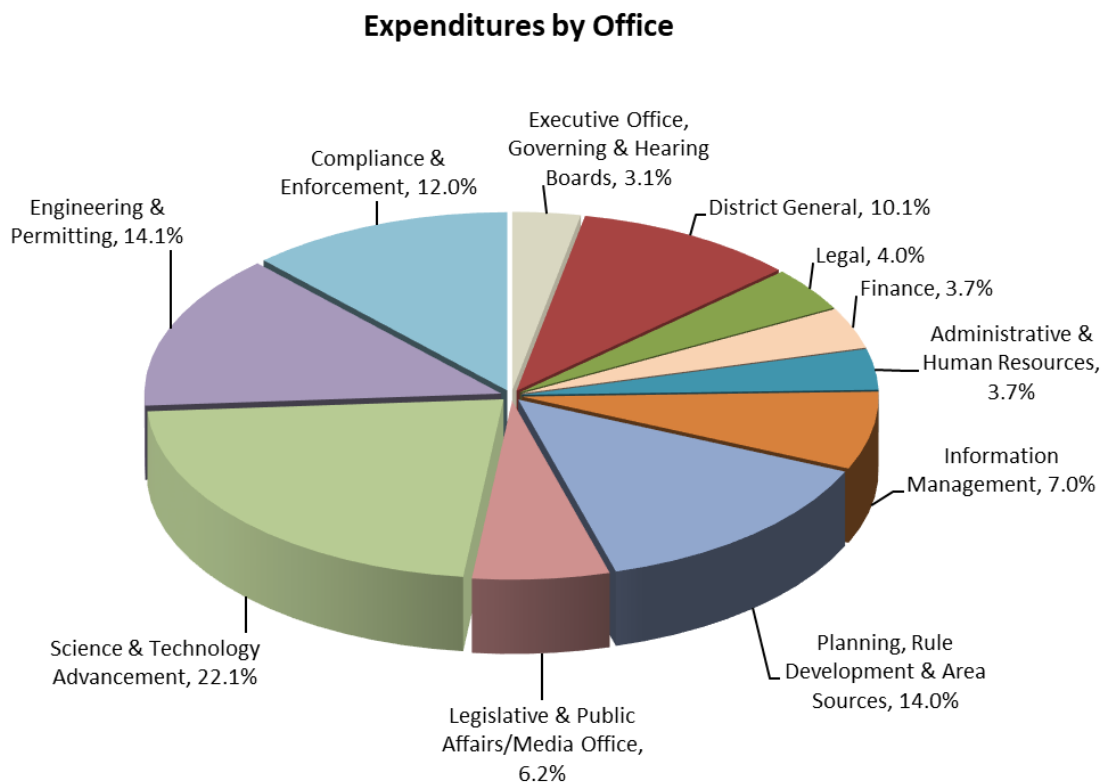
The following table compares the FY 2020-21 adopted budget and the FY 2020-21 amended budget to the proposed budget for FY 2021-22 by account category. The FY 2020-21 amended budget includes the Board-approved mid-year adjustments through February 2021.

Account Description	FY 2020-21 Adopted Budget	FY 2020-21 Amended Budget¹	FY 2021-22 Proposed Budget
Salaries/Benefits	\$140,750,642	\$140,763,607	\$146,228,481
Insurance	1,449,140	1,474,140	1,449,140
Rents	805,123	1,088,640	804,123
Supplies	3,265,442	3,746,065	3,302,458
Contracts and Services	10,656,863	13,150,445	11,145,047
Maintenance	1,813,343	2,270,010	1,837,949
Travel/Auto Expense	945,323	1,107,325	916,823
Utilities	1,989,620	1,869,630	1,967,620
Communications	907,800	949,865	898,884
Capital Outlays	926,000	1,702,487	1,850,000
Other	1,444,783	1,586,319	1,448,283
Debt Service	7,193,549	7,193,549	7,193,242
Transfers Out	841,353	1,276,989	841,353
Total	\$172,988,981	\$178,179,071	\$179,883,403

¹ Includes Board approved changes through February 2021

As mentioned previously, the proposed budget for FY 2021-22 represents an approximately \$1.7 million increase in expenditures from the FY 2020-21 amended budget. The FY 2020-21 amended budget includes mid-year increases associated with the following: monitoring equipment and vehicles for the implementation of the Rule 1180 Community and Enhanced Monitoring Program, legal counsel for specialized, environmental, and other litigation, outreach efforts for the elementary school education program, staff, services and supplies and capital outlays for critical projects and programs, and grant-related expenditures offset by revenue.

The following pie chart represents budgeted expenditures by Office for FY 2021-22.

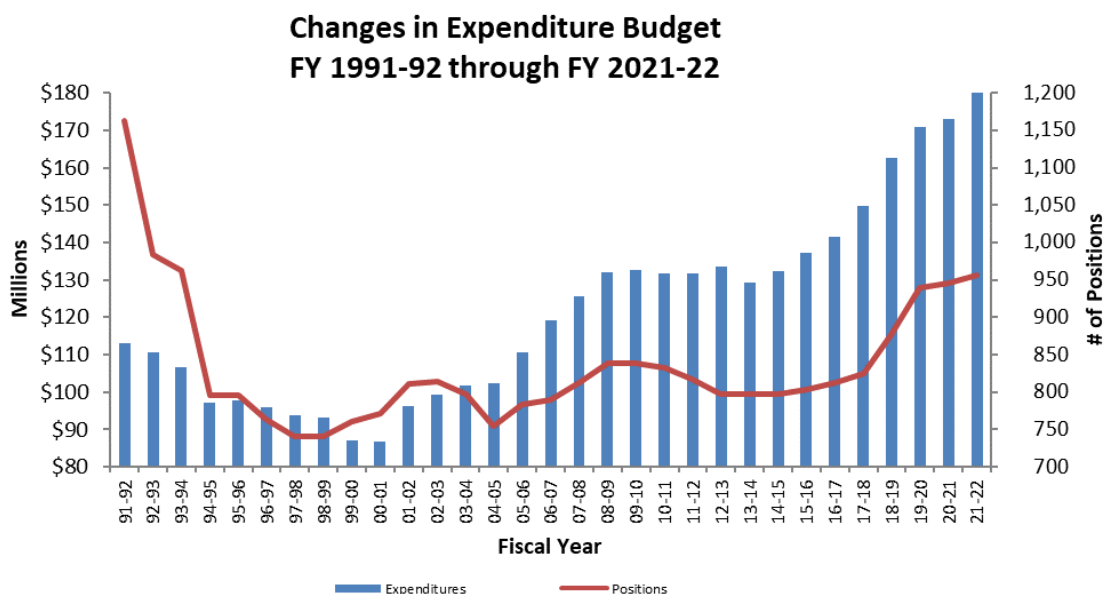


Budget Strategy

Over the years, South Coast AQMD has focused on streamlining many of its operations while still meeting its program commitments despite new federal and state mandates and increased workload complexity. The focus has been, and continues to be, on reducing or maintaining expenditure levels in the Major Object of Services and Supplies and maximizing the efficient use of staff resources to enable select vacant positions to remain vacant, be deleted, or be unfunded whenever possible. In FY 2017-18, South Coast AQMD began to receive funding from the California Air Resources Board under AB 617 to reduce exposure in neighborhoods most impacted by air pollution as well as funding under the AB 134 Community Air Protection Fund. In FY 2019-20, South Coast AQMD began receiving funding through the California Air Resources Board under the Volkswagen Mitigation Settlement Agreement. These new programs, resulting

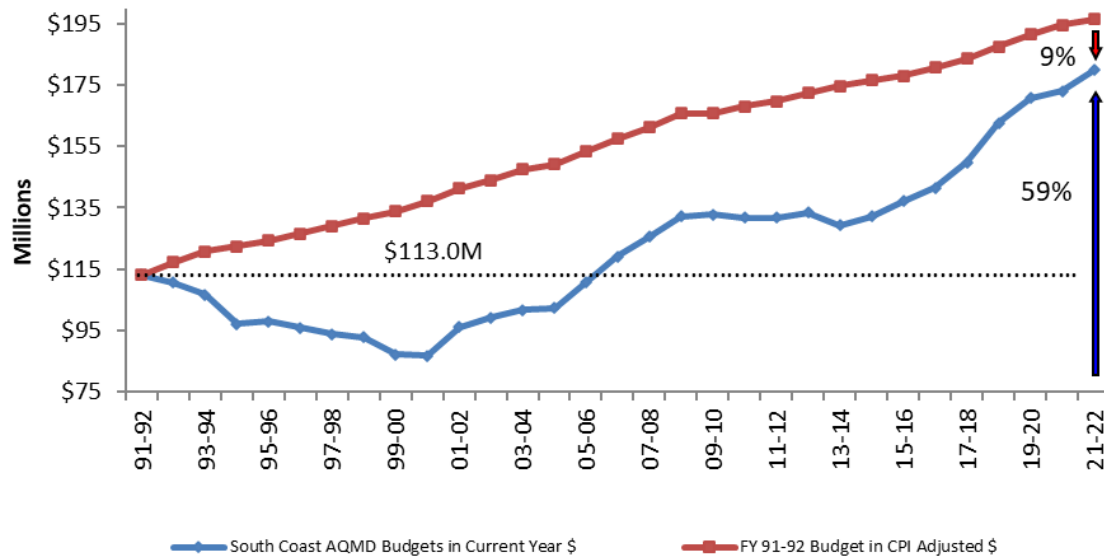
in additional funding sources, has increased South Coast AQMD's workload substantially. Nonetheless, South Coast AQMD continues to focus on the efficient use of its resources. South Coast AQMD performs an on-going review of revenues, expenditures, and staffing levels and regularly presents results to the Board. The proposed vacancy rate for FY 2021-22 is 13%, which remains the same as the rate for the FY 2020-21 amended budget.

The following charts show South Coast AQMD's staffing and budget levels starting in FY 1991-92 when staffing was at 1,163 FTEs. The proposed budget for FY 2021-22 reflects a staffing level of 957 FTEs. This staffing level is 18% (206 FTEs) below the FY 1991-92 level.



The FY 2021-22 proposed budget is 59% higher when compared to the FY 1991-92 adopted budget of \$113 million. However, after adjusting the FY 1991-92 adopted budget for CPI over the last 29 years, the FY 2021-22 proposal is 9% lower.

Inflation Impact on South Coast AQMD Budgets FY 1991-92 through FY 2021-22



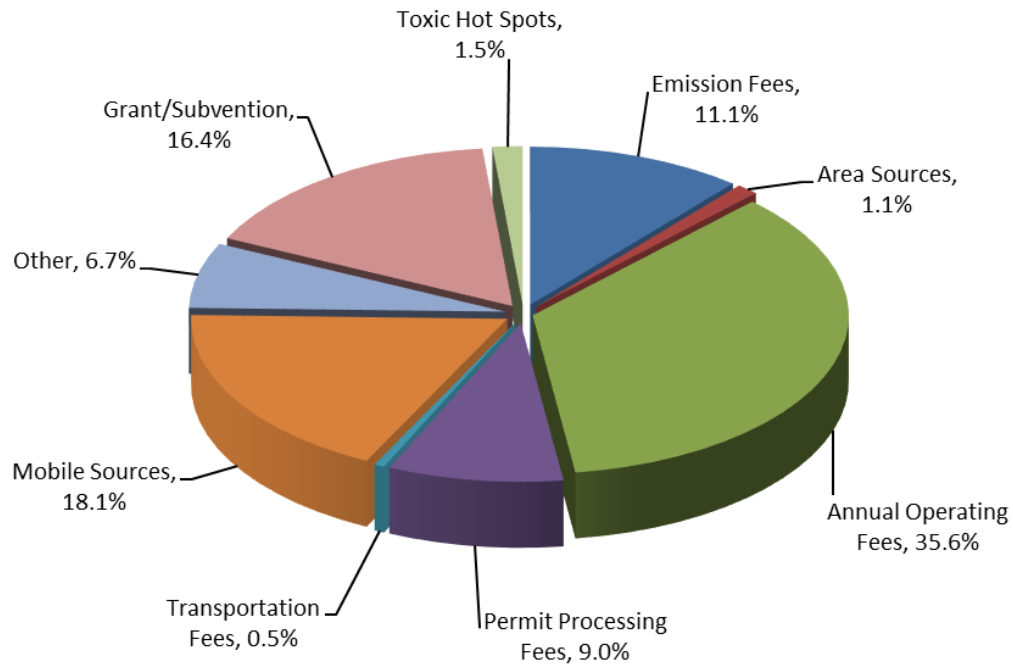
Note: CPI adjustment based on California Consumer Price Index for the preceding Calendar Year

Revenues

Revenue Categories

Each year, in order to meet its financial needs, the South Coast AQMD Governing Board adopts a budget supported by a system of annual operating and emission fees, permit processing fees, toxic “Hot Spots” fees, area sources fees, source test/analysis fees, and transportation plan fees. In FY 2021-22, these fees are projected to generate approximately \$106.5 million or 59% of South Coast AQMD revenues; of this \$106.5 million, \$100.1 million or 56% of South Coast AQMD’s projected revenues are from stationary sources. Other sources, which include penalties/settlements, Hearing Board fees, interest, and miscellaneous income, are projected to generate approximately 6% of total revenues in FY 2021-22. The remaining 35% of revenue is projected to be received in the form of federal and state grants, California Air Resources Board (CARB) subvention, and California Clean Air Act motor vehicle fees. Beginning in Fiscal Year 1978-79, the South Coast AQMD became a fee supported agency no longer receiving financial support from property taxes. The following pie chart represents revenues by Major Category for the proposed FY 2021-22 budget.

Revenues by Major Category



The following table compares the FY 2020-21 adopted revenue budget and the FY 2020-21 amended revenue budget to the proposed revenue budget for FY 2021-22. The FY 2020-21 amended revenue budget includes Board-approved mid-year changes through February 2021.

Revenue Description	FY 2020-21 Adopted Budget	FY 2020-21 Amended Budget ¹	FY 2021-22 Proposed Budget
Annual Operating Emission Fees	\$ 20,300,062	\$ 20,300,062	\$ 19,955,890
Annual Operating Permit Renewal Fees	60,881,370	60,881,370	64,041,550
Permit Processing Fees	19,744,260	19,744,260	16,141,800
Portable Equipment Registration Program	1,000,000	1,000,000	1,000,000
Area Sources	2,000,000	2,000,000	2,056,000
Grants/Subvention	24,706,150	26,549,604	29,534,960
Mobile Sources	29,489,697	29,489,697	32,470,096
Transportation Programs	950,500	950,500	934,900
Toxic Hot Spots	2,891,580	2,891,580	2,750,170
Other ²	7,847,962	7,847,962	6,790,637
Transfers In	3,177,400	4,528,400	4,207,400
Total	\$172,988,981	\$176,183,435	\$179,883,403

¹ Includes Board approved changes through February 2021

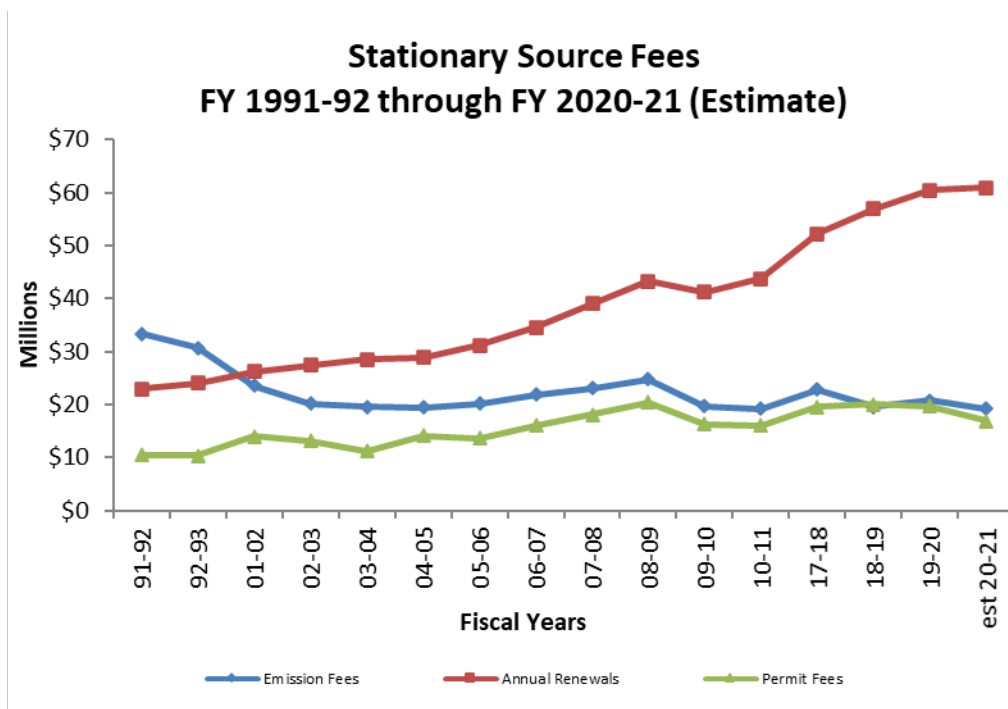
² Includes revenues from Interest, Lease Income, Source Testing, Hearing Board, Penalties/Settlements, Subscriptions, and Other

Over the past two decades, total permit fees (including permit processing, annual operating permit, and annual emissions-based fees) collected from stationary sources has increased by about 45% from \$66.8 million in FY 1991-92 to \$97.0 million (estimated) in FY 2020-21. When adjusted for inflation however, stationary source revenues have decreased by 13% over this same period.

Mobile source revenues that are subvended to the South Coast AQMD by the Department of Motor Vehicles (DMV) are projected to increase from the FY 2020-21 budgeted amounts based on vehicle registration information from the DMV and recent revenue received. In addition, this category reflects reimbursements of incentive programs (Clean Fuels, Carl Moyer, Prop 1B, VW Mitigation and AB 134) whose contract activities and revenues are recorded in special revenue funds (outside the General Fund). These incentive program costs incurred by the General Fund are reimbursed to the General Fund from the various special revenue funds (subject to any administrative caps) and are reflected under the Mobile Source revenue category.

Revenues from the federal government (Environmental Protection Agency, Department of Homeland Security, and Department of Energy) are projected to increase in FY 2021-22 from FY 2020-21 budgeted levels reflecting the anticipated level of federal funding from one-time and on-going grants in support of air quality efforts. State Subvention funding is expected to remain at the current level for FY 2020-21. Finally, the AB 617 Community Air Protection Program implementation funding from CARB is budgeted at a higher level than the FY 2020-21 budget.

The following graph tracks actual stationary source revenues by type of fee from FY 1991-92 (when CPI limits were placed on South Coast AQMD fee authority) to estimated revenues for FY 2020-21.



Debt Structure

Pension Obligation Bonds

These bonds were issued jointly by the County of San Bernardino and the South Coast AQMD in December 1995. In June 2004 the South Coast AQMD went out separately and issued pension obligation bonds to refinance its respective obligation to the San Bernardino County Employee's Retirement Association (SBCERA) for certain amounts arising as a result of retirement benefits accruing to members of the Association.

The annual payment requirements under these bonds are as follows:

Year Ending June 30	Principal	Interest	Total
2022	4,006,881	3,186,361	7,193,242
2023	3,780,000	348,736	4,128,736
2024	4,010,000	118,897	4,128,897
Total	\$11,796,881	\$3,653,994	\$15,450,875

Fund Balance

South Coast AQMD is projecting an Unreserved (Unassigned) Fund Balance for June 30, 2022 of \$62,096,338 in addition to the following Reserved and Unreserved Designated Fund Balances for FY 2021-22.

Classification	Reserves/Unreserved Designations	Amount
Committed	Reserve for Encumbrances	\$ 13,200,000
Nonspendable	Reserve for Inventory of Supplies	80,000
	Unreserved Designations:	
Assigned	For Enhanced Compliance Activities	883,018
Assigned	For Other Post Employment Benefit (OPEB) Obligations	2,952,496
Assigned	For Permit Streamlining	234,159
Assigned	For Self-Insurance	2,000,000
Assigned	For Unemployment Claims	80,000
Total Reserved & Unreserved Designations		\$ 19,429,673

Reserves are portions of the fund balance set aside for future use and are therefore not available for appropriation. These funds are made-up of encumbrances which represent the estimated amount of current and prior years' purchase orders and contract commitments at year-end and inventory which represents the value at cost of office, computer, cleaning and laboratory supplies on hand at year-end.

Unreserved Designations in the fund balance indicate plans for use of financial resources in future years. The Designation for Enhanced Compliance Activities provides funding for inspection/compliance efforts. The Designation for Other Post Employment Benefit Obligations (OPEB) provides funding to cover the current actuarial valuation of the inherited OPEB obligation for long-term healthcare costs from the County of Los Angeles resulting from the consolidation of the four county Air Pollution Control Districts (APCDs). The Designation for Permit Streamlining was established to fund program enhancements to increase permitting efficiency and customer service. South Coast AQMD is self-insured for general liability, workers' compensation, automobile liability, premises liability, and unemployment.

Long-Term Projection

South Coast AQMD continues to face a number of challenges in the upcoming years, including the economic impact from the COVID-19 pandemic, continued higher operating costs, the need for major information technology and building infrastructure improvement projects with the aging of our headquarters building, and growing program commitments while meeting air quality goals and permit processing targets. Recruiting, training and retaining the high level of technical staffing expertise necessitated by the Community Air Protection Program established in 2017 under AB 617, the Volkswagen Mitigation Settlement Projects, the Refinery Fenceline Air Monitoring Plans under Rule 1180, and additional incentive funding under AB 134, as well as for South Coast AQMD's ongoing projects and programs, will continue to be a challenge further complicated by COVID-19 and the retirement of current, long-term staff.

Increasing retirement costs and any future actions SBCERA may take due to financial market fluctuations which could significantly impact South Coast AQMD's level of expenditures remains a primary uncertainty. Any legislative action that may impact the level of federal and state funding from grant awards, particularly AB 617 funding, and subvention funds is another unknown that must be considered as South Coast AQMD plans for the future. Cost recovery within the constraints of Proposition 26 is an additional uncertainty as South Coast AQMD strives to balance program operating expenses with revenues collected from fees.

In order to face these challenges, South Coast AQMD has a five year plan in place that provides for critical infrastructure improvement projects, maintains a stable vacancy rate in order to maximize cost efficiency, better aligns program revenues with costs, and strives to keep the percentage of unreserved fund balance to revenue within the Governing Board policy of 20%.

The following table, outlining South Coast AQMD's financial projection over this time period, shows the agency's commitment to meet these challenges and uncertainties while protecting the health of the residents within the South Coast AQMD boundaries and remaining sensitive to business. Starting in FY 2023-24, South Coast AQMD will realize a \$3.1M savings in Pension Obligation Bond payments.

Fiscal 2020-21 Estimate and Five Year Projection (\$ in Millions)						
	FY 20-21 Estimate	FY 21-22 Proposed	FY 22-23 Projected	FY 23-24 Projected	FY 24-25 Projected	FY 25-26 Projected
STAFFING	949	957	957	957	957	957
REVENUES/TRANSFERS IN*	\$171.3	\$179.9	\$178.8	\$183.0	\$182.9	\$182.4
EXPENDITURES/TRANSFERS OUT	\$175.2	\$179.9	\$187.5	\$188.2	\$192.1	\$191.1
Change in Fund Balance	(\$3.9)	-	(\$8.7)	(\$5.2)	(\$9.2)	(\$8.7)
UNRESERVED FUND BALANCE (at year-end)	\$68.2	\$68.2	\$59.5	\$54.3	\$45.1	\$36.4
% of REVENUE	39%	38%	33%	30%	25%	20%
* FY 2020-21 does not include a projected CPI fee increase of 2.8% due to COVID-19; FY 2021-22 has a projected CPI increase of 1.7% and restoration of the FY 2020-21 CPI fee increase; CPI fee increases are projected as follows: FY 2022-23 – 2.8%, FY 2023-24 – 3.2%, FY 2024-25 – 3.1%, and 2025-26 – 3.0%.						

As part of the Five-Year Projection, South Coast AQMD has identified projected building maintenance and capital outlay improvement projects for its headquarters building. These projects are outlined in the following chart. In addition, the Infrastructure Improvement Special Revenue Fund was created with unanticipated one-time revenues from the General Fund for some of the capital outlay building-related improvement projects.

GENERAL FUND POTENTIAL BUILDING MAINTENANCE and CAPITAL OUTLAY PROJECTS FY 2021-22 through 2025-26
Child Care Building Roof Replacement
Patio Crack and Joint Sealing
Carpet Installation 3rd Floor
Atrium and Building Expansion Joint Waterproofing
Concrete Repair in East Courtyard & Pedestrian Areas
Guard Shack Replacement
Cafeteria Exhaust Equipment Upgrade/Replacement
Fire Life Safety System Upgrade
Air Handler Mechanical Systems Upgrade/Fan Wall Installation
Irrigation System Renovation
Building Window and Structural Joint Sealing
Saw Tooth Lab Roof Refurbishment
Parking Lot Repair and Reseal
Leibert AC Units Replacement/Data Center Enhancements
Pneumatic Controls to DDC (Direct Digital Control) Conversion
Roofing Surface Recoat
Child Care Playground Renovation
Restroom and Copy/Coffee Sink and Counter Tops Replacement
Landscape Renovation
Automatic Transfer Switch Upgrade
Building Lighting Controls Upgrade
Retrofit Fluorescent Down Lighting (LED)
Door Replacement 2 North (Administration)
Restroom Panels Refurbishment/Replacement
Conference Center Paint and Wallpaper
Computer Room UPS System Upgrade
Parking Lot Lights to LED Conversion
Aging Kitchen Equipment Replacement
Building Interior Repaint
VCT Tiles Replacement (Various Areas)
Vinyl Wall Covering Replacement (Various Areas)
Emergency Generator Upgrade
Building Energy Management System Upgrade

**SOUTH COAST AIR QUALITY MANAGEMENT DISTRICT
PROPOSED GOALS AND PRIORITY OBJECTIVES
FOR FY 2021-2022**

MISSION STATEMENT

“To clean the air and protect the health of all residents in the South Coast Air District through practical and innovative strategies.”

GOALS AND PRIORITY OBJECTIVES

The following Goals and Priority Objectives have been identified as being critical to meeting South Coast AQMD’s Mission in Fiscal Year 2021-22.

GOAL I. Achieve Clean Air Standards.

Priority Objective		Performance Indicator	Performance Measurement
1	Development and Implementation of Air Quality Management Plans	Adherence to development, adoption and implementation schedules for rules related to Air Quality Management Plans.	Complete six rule adoptions and/or actions that result in achievements towards 2016 AQMP emissions reductions. Hold at least four AQMP advisory group meetings for 2022 AQMP development. Issue draft 2022 AQMP by Fall 2021.
2	Secure Incentive Funding for Emissions Reduction	Dollar amount of new funding sources for pollution reduction projects.	Secure \$250 million of new funding sources.
3	Implementation of AB 617 in Designated Communities	Develop air monitoring and emissions reduction plans for the 2020-designated community. Implement plans for each of the five communities designated in 2018 and 2019.	Implementation of air monitoring and emissions reduction plans for the five communities designated in 2018 and 2019, and development of these plans for the one new community.
4	Ensure Efficient Air Monitoring and Laboratory Operations	Achieve acceptable completion of valid data points out of the scheduled measurements in the South Coast AQMD air monitoring network for NAAQS pollutant before U.S. EPA deadline.	Achieve acceptable valid data completion submitted to U.S. EPA before deadline.
5	Ensure Timely Inspections of Facilities	Total number of Title V Inspections completed annually.	Complete 100% Title V Inspections.
6	Maintain progress in reducing the permit applications inventory	Number of pending permit applications.	Maintain pending permit applications inventory excluding Permits to Construct issued and RECLAIM transition applications at or near 3,000.
7	Support Development of Cleaner Advanced Technology	Amount of Clean Fuels Program projects funded.	Fund \$10 Million of Clean Fuels program projects with a 1:4 leveraging ratio.
8	Incentive Programs	% of grant money executed in contracts.	50% of grant money contracted within six months after receipt of funds.

GOAL I. Achieve Clean Air Standards. (continued)


Priority Objective		Performance Indicator	Performance Measurement
9	Complete Final Report for the fifth Multiple Air Toxics Exposure Study (MATES V) and implementation of the MATES V Advanced Monitoring projects.	Complete written report of fixed-site monitoring data, emission inventory and health risk modeling. Complete implementation of the remaining three Advanced Monitoring projects.	Complete written report of fixed-site monitoring data, emission inventory and health risk modeling. Complete implementation of the remaining three Advanced Monitoring projects.

GOAL II. Enhance Public Education and Equitable Treatment for All Communities.

Priority Objective		Performance Indicator	Performance Measurement
1	Evaluation of Low Cost Air Quality Sensors	Evaluation and posting of results of low cost air quality sensors that have reached the market.	Evaluate and post results of 75% of sensors that have reached the market.
2	Outreach	Number of large community outreach events conducted in each County and effective information distribution for South Coast AQMD programs that achieve clean air.	Conduct/participate in one large community outreach event per quarter, including one in each County, starting six months after it is safe to have large gatherings. Develop and implement SOPs to provide information to the public as quickly and accurately as possible.
3	Timely Investigation of Community Complaints	Initiate complaint investigation within two hours of complaint receipt.	During normal South Coast AQMD business hours, contact 90% of complainants within two hours of complaint receipt. Post wide spread complaints on social media.
4	Social Media Efforts	Percentage increase in number of social media followers as well as increase audience engagement through impressions (views) of shared information via outreach on South Coast AQMD events, programs and major incidents. Contract with an outside consultant to form an internal committee to develop social media recommendations for Board approval.	15% to 20% increase in social media followers. Continue efforts to increase impressions and engagement on posts and/or campaigns with a monthly average goal of 2,400 Instagram impressions /8,000 Facebook impressions/48,000 Twitter impressions on posts. Present recommendations to the Board.
5	School Educational Outreach	Number of classrooms participating in the air quality education program in environmental justice communities. Develop materials for other grade levels.	Provide curriculums to 300 high schools, 100 middle schools, and 20 elementary schools throughout the four Counties in environmental justice communities and teach at schools as requested when schools are back in session. Develop air quality teaching materials for schools. Develop curriculum that can be used by any school.

GOAL III. Operate Efficiently and Transparently.

Priority Objective		Performance Indicator	Performance Measurement
1	Ensure Transparent Governance	Percentage of Committee and Board meeting agendas with materials made available to the public one week prior to the meeting.	100% of Committee and Board meeting agendas with materials made available to the public one week prior to the meeting.
2	Ensure Transparent Governance	Percentage of Stakeholder and Working Group meeting agendas with materials made available prior to the meeting.	100% of Stakeholder and Working Group meeting agendas with materials made available to the public three days prior to the meeting. Address the ability to know meeting participants.
3	Maintain a Well Informed Staff	Number of staff information sessions offered and conducted.	Conduct 12 equity related events and six information sessions/training sessions on other topics for all staff.
4	Partner with Public Agencies, Stakeholder Groups, & Business Community	Number of meetings with Permit Streamlining Task Force subcommittee and stakeholders.	Conduct 2 meetings of the Permit Streamlining Task Force subcommittee and stakeholders.
5	Timely Financial Monitoring	Timely budgetary financial reporting.	Submit quarterly budgetary financial reports to the Governing Board within six working days of the end of the quarter for quarters 1-3. Submit the 4 th quarter report within six working days of the end of July.
6	Employee Affinity Groups	Support Employee Affinity Groups.	Establishment of Employee Affinity Groups; development of goals and objectives of these groups in alignment with agency priorities.
7	Training and Development	Develop job related equity professional development training that increases staff's awareness and cultural competency.	Conduct one training/activity per quarter.



FY 2021-22 South Coast AQMD Budget and Goals and Priority Objectives

Board Meeting
May 7, 2021

FY 2021-22 Topics

- Goals and Priority Objectives
- General Fund Budget
- Rule 320 Fee Adjustments

Hierarchy

Mission Statement

“To clean the air and protect the health of all residents in the South Coast Air District through practical and innovative strategies.”

Goal I

Achieve Clean Air
Standards

Goal II

Enhance Public Education and
Equitable Treatment for All
Communities

Goal III

Operate Efficiently and
Transparently

Priority Objectives (9)

Priority Objectives (5)

Priority Objectives (7)

Goal I Priority Objectives

Goal I. Achieve Clean Air Standards

Priority Objective		Performance Indicator	Performance Measurement
1	Development and Implementation of Air Quality Management Plans	Adherence to development, adoption and implementation schedules for rules related to Air Quality Management Plans.	Complete 6 rule adoptions and/or actions that result in achievements towards 2016 AQMP emissions reductions. Hold at least 4 AQMP advisory group meetings for 2022 AQMP development. Issue draft 2022 AQMP by Fall 2021.
2	Secure Incentive Funding for Emissions Reduction	Dollar amount of new funding sources for pollution reduction projects.	Secure \$250 million of new funding sources.
3	Implementation of AB 617 in Designated Communities	Develop air monitoring and emissions reduction plans for the 2020-designated community. Implement plans for each of the 5 communities designated in 2018 and 2019.	Implementation of air monitoring and emissions reduction plans for the 5 communities designated in 2018 and 2019, and development of these plans for the 1 new community.

Goal I Priority Objectives

Goal I. Achieve Clean Air Standards (cont.)

	Priority Objective	Performance Indicator	Performance Measurement
4	Ensure Efficient Air Monitoring and Laboratory Operations	Achieve acceptable completion of valid data points out of the scheduled measurements in the South Coast AQMD air monitoring network for NAAQS pollutant before U.S. EPA deadline.	Achieve acceptable valid data completion submitted to U.S. EPA before deadline.
5	Ensure Timely Inspections of Facilities	Total number of Title V Inspections completed annually.	Complete 100% Title V Inspections.
6	Maintain progress in reducing the permit applications inventory	Number of pending permit applications.	Maintain pending permit applications inventory excluding Permits to Construct issued and RECLAIM transition applications at or near 3,000.
7	Support Development of Cleaner Advanced Technology	Amount of Clean Fuels Program projects funded.	Fund \$10 Million of Clean Fuels program projects with a 1:4 leveraging ratio.
8	Incentive Programs	% of grant money executed in contracts.	50% of grant money contracted within six months after receipt of funds.
9	Complete Final Report for the fifth Multiple Air Toxics Exposure Study (MATES V) and implementation of the MATES V Advanced Monitoring projects.	Complete written report of fixed-site monitoring data, emission inventory and health risk modeling. Complete implementation of the remaining three Advanced Monitoring projects.	Complete written report of fixed-site monitoring data, emission inventory and health risk modeling. Complete implementation of the remaining three Advanced Monitoring projects.

Goal II Priority Objectives

Goal II. Enhance Public Education and Equitable Treatment for All Communities

Priority Objective		Performance Indicator	Performance Measurement
1	Evaluation of Low Cost Air Quality Sensors	Evaluation and posting of results of low cost air quality sensors that have reached the market.	Evaluate and post results of 75% of sensors that have reached the market.
2	Outreach	Number of large community outreach events conducted in each County and effective information distribution for South Coast AQMD programs that achieve clean air.	Conduct/participate in 1 large community outreach event per quarter, including 1 in each County starting 6 months after it is safe to have large gatherings. Develop and implement SOPs to provide information to the public as quickly and accurately as possible.
3	Timely Investigation of Community Complaints	Initiate complaint investigation within 2 hours of complaint receipt.	During normal South Coast AQMD business hours, contact 90% of complainants within 2 hours of complaint receipt. Post wide spread complaints on social media.

Goal II Priority Objectives

Goal II. Enhance Public Education and Equitable Treatment for All Communities (cont.)

Priority Objective		Performance Indicator	Performance Measurement
4	Social Media Efforts	Percentage increase in number of social media followers as well as increase audience engagement through impressions (views) of shared information via outreach on South Coast AQMD events, programs and major incidents. Contract with an outside consultant to form an internal committee to develop social media recommendations for Board approval.	15% to 20% increase in social media followers. Continue efforts to increase impressions and engagement on posts and/or campaigns with a monthly average goal of 2,400 Instagram impressions /8,000 Facebook impressions/48,000 Twitter impressions on posts. Present recommendations to the Board.
5	School Educational Outreach	Number of classrooms participating in the air quality education program in environmental justice communities. Develop materials for other grade levels	Provide curriculums to 300 high school, 100 middle school and 20 elementary schools throughout the 4 Counties in environmental justice communities and teach at schools as requested when schools are back in session. Develop air quality teaching materials for schools. Develop curriculum that can be used by any school.

Goal III Priority Objectives

Goal III. Operate Efficiently and Transparently

Priority Objective		Performance Indicator	Performance Measurement
1	Ensure Transparent Governance	Percentage of Committee and Board meeting agendas with materials made available to the public one week prior to the meeting.	100% of Committee and Board meeting agendas with materials made available to the public one week prior to the meeting.
2	Ensure Transparent Governance	Percentage of Stakeholder and Working Group meeting agendas with materials made available prior to the meeting.	100% of Stakeholder and Working Group meeting agendas with materials made available to the public three days prior to the meeting. Address the ability to know meeting participants.
3	Maintain a Well Informed Staff	Number of all staff information sessions offered and conducted.	Conduct 12 equity related events and 6 information/training sessions on other topics for all staff.
4	Partner with Public Agencies, Stakeholder Groups, & Business Community	Number of meetings with Permit Streamlining Task Force subcommittee and stakeholders.	Conduct 2 meetings of the Permit Streamlining Task Force subcommittee and stakeholders.
5	Timely Financial Monitoring	Timely budgetary financial reporting.	Submit quarterly budgetary financial reports to the Governing Board within 6 working days of the end of the quarter for quarters 1-3. Submit the 4 th quarter report within 6 working days of the end of July.

Goal III Priority Objectives

Goal III. Operate Efficiently and Transparently (cont.)

Priority Objective		Performance Indicator	Performance Measurement
6	Employee Affinity Groups	Support Employee Affinity Groups	Establishment of Employee Affinity Groups; development of goals and objectives of these groups in alignment with agency priorities
7	Training and Development	Develop job related equity professional development training that increases staff's awareness and cultural competency	Conduct one training/activity per quarter

General Fund Budget Summary

	Fiscal Year 2020-21			Fiscal Year 2021-22
(\$ in millions)	Adopted	Amended *	Estimate	Proposed
Revenue	\$173.0	\$176.2	\$171.3	\$179.9
Program Cost	<u>\$173.0</u>	<u>\$178.2</u>	<u>\$175.2</u>	<u>\$179.9</u>
Change to Fund Balance	<u>\$0.0</u>	<u>-\$2.0</u>	<u>-\$3.9</u>	<u>\$0.0</u>
* Board approved changes through February 2021.				

FY 2021-22 Proposed Staffing Changes

Add	
Non-Grant Funded:	Grant Funded:
1 Human Resources Technician – Administrative & Human Resources	1 Air Quality Inspector II – Science Technology Advancement
1 Air Quality Inspector III – Compliance & Enforcement	1 Air Quality Specialist – Science Technology Advancement
3 Senior Office Assistants – Compliance & Enforcement	1 Financial Analyst - Finance
1 Supervising Office Assistant – Compliance & Enforcement	2 Program Supervisor – Science Technology Advancement
2 Senior Public Information Specialist – Executive Office	1 Senior Public Affairs Manager – Science Technology Advancement
1 Director Monitoring & Analysis – Science Technology Advancement	1 Staff Specialist – Science Technology Advancement
Delete	
Non-Grant Funded:	Grant Funded:
1 Air Quality Inspector II – Compliance & Enforcement	
5 Office Assistants – Compliance & Enforcement	
2 Air Quality Chemist – Science Technology Advancement	
Net Change	
1 Non-Grant Funded Position	7 Grant Funded Positions

FY 2020-21 Estimate and Five Year Projection

(\$ in millions)	FY 20-21 Estimated	FY 21-22 Proposed	FY 22-23 Projected	FY 23-24 Projected	FY 24-25 Projected	FY 25-26 Projected
Staffing	946	957 *	957	957	957	957
Vacancy Rate	13%	13%	11%	11%	11%	11%
Funded Staffing	823	833	852	852	852	852
Revenues **	\$171.3	\$179.9	\$178.8	\$183.0	\$182.9	\$182.4
Program Costs	\$175.2	\$179.9	\$187.5	\$188.2	\$192.1	\$191.1
Changes in Fund Balance	\$ (3.9)	\$ -	\$ (8.7)	\$ (5.2)	\$(9.2)	\$(8.7)
Unreserved Fund Balance (at Year-End)	\$68.2	\$68.2	\$59.5	\$54.3	\$45.1	\$36.4
% of Revenue	39%	38%	33%	30%	25%	20%
* Includes positions added by the Board in FY 2020-21, 1 in October (BL 10/2/2020 #8) and 3 in March (BL 3/5/2021 #10). FY 21-22 additions include 7 grant funded positions.						
** CPI projections include the following: FY 21/22 – Restore the FY 20/21-2.8% and include the FY 21/22- 1.7%; FY 22/23 - 2.8%; FY 23/24 - 3.2%; FY 24/25 - 3.1%; & FY 25/26 - 3.0%.						

Rule 320 – Fee Increase

- Restoration of the FY 2020-21 CPI Fee Increase – 2.8%
- FY 2021-22 CPI Fee Increase – 1.7%

Recommended Actions:

- Adopt the Executive Officer's FY 2021-22 Proposed Goals and Priority Objectives
- Adopt the FY 2021-22 Draft Budget

BOARD MEETING DATE: May 7, 2021

AGENDA NO. 26

PROPOSAL: Determine That Proposed Amendments to Rule 1469.1 – Spraying Operations Using Coatings Containing Chromium, Are Exempt from CEQA, and Amend Rule 1469.1

SYNOPSIS: Proposed Amended Rule 1469.1 would further reduce hexavalent chromium emissions from chromate spray coating operations by including requirements for other related activities such as dried coating removal and demasking, enhancing the point source requirements, enhancing parameter monitoring requirements for air pollution controls, and further minimizing the release of fugitive emissions through additional requirements for building enclosure, housekeeping, and best management practices. The proposed amendments would also remove outdated definitions and provisions.

COMMITTEE: Stationary Source Committee, March 19, 2021, Reviewed

RECOMMENDED ACTIONS:

Adopt the attached Resolution:

1. Determining that Proposed Amended Rule 1469.1 – Spraying Operations Using Coatings Containing Chromium, is exempt from the requirements of the California Environmental Quality Act; and
2. Amending Rule 1469.1 – Spraying Operations Using Coatings Containing Chromium.

Wayne Natri
Executive Officer

SR:SN:JW:ML:YO

Background

Rule 1469.1 – Spraying Operations Using Coatings Containing Chromium, was adopted on March 4, 2005 and regulates hexavalent chromium emissions from chromate coating

spraying operations. Chromate coatings are typically applied as an anti-corrosion agent onto parts in the aerospace, military, and commercial industries. Rule 1469.1 includes requirements for point sources, transfer efficiency, spray booth operation, housekeeping, monitoring, reporting, and recordkeeping.

Proposed Amended Rule 1469.1 (PAR 1469.1) is needed to further reduce point and fugitive sources of hexavalent chromium emissions from chromate coating spraying operations and to establish requirements to reduce emissions of hexavalent chromium from spraying-related operations, such as those that disturb dried chromate coatings. Many of the provisions in PAR 1469.1, such as requirements for best management practices and building enclosures as well as enhanced housekeeping provisions are based on updates to other toxic metal particulate rules that have been recently adopted or amended. PAR 1469.1 also removes outdated definitions and provisions from the rule.

Public Process

Development of PAR 1469.1 has been conducted through a public process. A working group was formed to provide the public and stakeholders an opportunity to discuss important details about the proposed amended rule and provide input during the rule development process. The Working Group is composed of representatives from businesses, environmental groups, public agencies, and consultants. Staff held seven working group meetings, six of which were conducted virtually using Zoom due to COVID-19 restrictions. The meetings were held on March 4, 2020, June 10, 2020, July 22, 2020, September 9, 2020, October 22, 2020, January 13, 2021, and March 10, 2021. In addition, a Public Workshop was held on February 18, 2021 to present the proposed amended rule and receive public comment.

Proposal

PAR 1469.1 establishes requirements to further reduce hexavalent chromium emissions from facilities that conduct chromate coating spraying operations. PAR 1469.1 includes new provisions to minimize emissions from dried chromate coating removal and demasking activities. PAR 1469.1 also updates spray booth point source compliance options to require HEPA or better filtration for new or modified facilities and provides a pathway for the two facilities that are currently not required to have HEPA filtration for their spray booths to either install HEPA filtration or accept emission limits and filtration requirements based on the facility's existing approved health risk assessment. The final implementation date under PAR 1469.1 for new HEPA filtration requirements is January 1, 2026 to recognize economic impacts that these businesses have experienced under COVID-19.

PAR1469.1 requires dried chromate coating removal activities to be vented to filtration equivalent or better than HEPA. PAR 1469.1 strengthens parameter monitoring of pollution controls providing more specificity for measuring filter collection efficiencies

and performance. PAR 1469.1 enhances housekeeping provisions and adds new provisions for best management practices and building enclosures for spray booths and areas where fugitive emissions may be generated. Housekeeping requirements include more frequent cleaning requirements and specifying approved cleaning methods to prevent the accumulation of dried chromate coatings that can become fugitive emissions. Best management practices include requirements to prohibit the use of compressed air for certain activities and to mark pathways and storage areas for workpiece support equipment that may be coated with chromate coating overspray. Building enclosure requirements ensure that building openings near operations that can generate fugitive emissions are closed, and that equipment that may be a source of fugitive emissions are stored within a building.

Key Issues

Throughout the rulemaking process, staff has worked with stakeholders to address comments and resolve issues. Staff is not aware of any remaining key issues.

California Environmental Quality Act

Pursuant to the California Environmental Quality Act (CEQA) Guidelines Sections 15002(k) and 15061, the proposed project is exempt from CEQA pursuant to CEQA Guidelines Section 15061(b)(3). A Notice of Exemption has been prepared pursuant to CEQA Guidelines Section 15062 and is included as Attachment H to this Board Letter. If the proposed project is approved, the Notice of Exemption will be electronically filed with the State Clearinghouse of the Governor's Office of Planning and Research to be posted on their CEQAnet Web Portal, which may be accessed via the following weblink: <https://ceqanet.opr.ca.gov/search/recent>. In addition, the Notice of Exemption will be electronically posted on South Coast AQMD's webpage which can be accessed via the following weblink: <http://www.aqmd.gov/nav/about/public-notices/ceqa-notices/notices-of-exemption/noe---year-2021>. The electronic filing and posting of the Notice of Exemption is being implemented in accordance with Governor Newsom's Executive Orders N-54-20 and N-80-20 issued on April 22, 2020 and September 23, 2020, respectively, for the State of Emergency in California as a result of the threat of COVID-19.

Socioeconomic Assessment

PAR 1469.1 would affect a total of 115 facilities (with 231 spray booths) that are mainly in manufacturing sectors. The total annual cost of the proposed amendments is expected to be approximately \$443,000 across the universe of affected facilities. The sectors of electroplating, plating, polishing, anodizing, and coloring will have the greatest share of the compliance costs (28.6 percent). The majority of estimated costs are attributable to housekeeping and parameter monitoring requirements. The regional economic impacts of PAR 1469.1 are expected to be minimal.

AQMP and Legal Mandates

Pursuant to Health & Safety Code Section 40460 (a), South Coast AQMD is required to adopt an AQMP demonstrating compliance with all federal regulations and standards. South Coast AQMD is required to adopt rules and regulations that carry out the objectives of the AQMP. PAR 1469.1 will implement an air toxics control measure (TXM-03) from the 2016 AQMP but is not a control measure for attainment of state or federal regulations. PAR 1469.1 is needed to further reduce hexavalent chromium emissions from facilities that spray coatings containing chromium.

Implementation and Resource Impact

Existing South Coast AQMD resources will be used to implement PAR 1469.1.

Attachments

- A. Summary of Proposal
- B. Key Issues and Responses
- C. Rule Development Process
- D. Key Contacts List
- E. Resolution
- F. Proposed Amended Rule 1469.1
- G. Final Staff Report
- H. Notice of Exemption
- I. Board Meeting Presentation

ATTACHMENT A

SUMMARY OF PROPOSAL

Proposed Amended Rule 1469.1 – Spraying Operations Using Coatings Containing Chromium

Point Source Requirements

- HEPA filtration or better for chromate spraying operations at new or modified facilities
- Provides compliance pathway for two facilities currently not required to have HEPA filtration
- Vent dried chromate coating removal activities to HEPA filtration or better

Spray Booth Parameter Monitoring

- Establishes minimum air velocity requirements
- Measure inward face air velocity at specified frequency
- Establishes maximum and minimum filter pressure drop limits
- Requires daily pressure differential gauge readings

Housekeeping Requirements

- Conduct weekly cleaning in most areas using approved cleaning methods
- Conduct daily cleaning of ground areas within 20 feet of spray booth ingresses and egresses
- Conduct weekly cleaning of floor areas within spray booths, replace all protective floor or wall coverings every six months, or replace sticky mats at spray booth entrances daily
- Visually inspect spray booth exhaust duct during final stage filter replacement, and take a photo
- Clean spray booth exhaust duct if overspray is observed or if analysis of overspray is positive for hexavalent chromium
- Store waste in closed containers

Best Management Practices

- Close enclosed spray booth doors when conducting certain activities within the spray booth
- Install a system that ensures air pollution control device operation during spraying
- Prohibit use of compressed air for demasking activities outside enclosed spray booth
- Establish and mark transit and storage areas for workpiece support equipment
- Remove personal protective equipment in a manner that minimizes fugitive emissions

Building Enclosure Requirements

- Conduct spraying operations, dried chromate coating removal activities, and demasking activities within a building enclosure
- Close building openings within 20 feet of the opening of an open face spray booth and areas where dried chromate coating removal and demasking activities occur
- Store workpiece support equipment and cleaning equipment within a building enclosure

Recordkeeping

- Maintain records to demonstrate compliance with parameter monitoring, housekeeping, best management practices, and spray booth exhaust duct cleaning
- Retain records for five years

Prohibitions

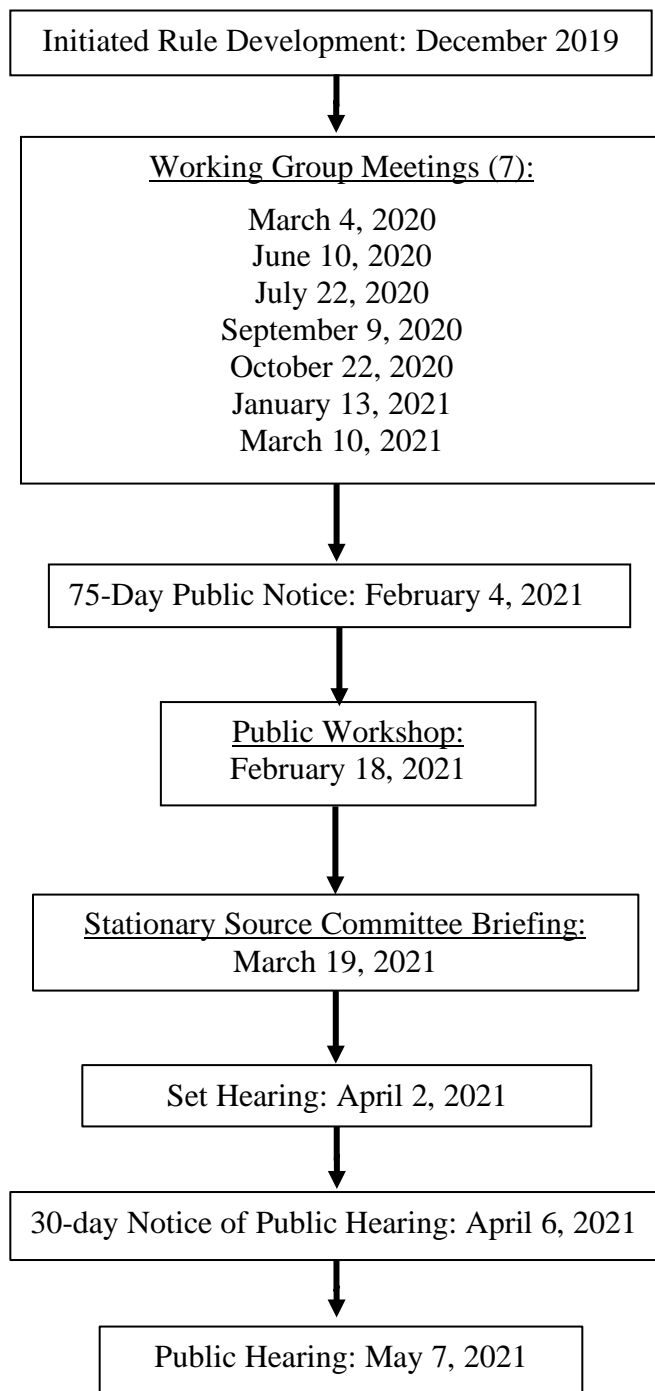
- Prohibit new open face spray booths unless located within a permanent total enclosure
- Prohibit new outdoor spray booths unless greater than 10,000 sq ft

ATTACHMENT B
KEY ISSUES AND RESPONSES

Proposed Amended Rule 1469.1 – Spraying Operations Using Coatings Containing Chromium
Through the rulemaking process staff has worked with stakeholders to address a variety of issues. Staff is not aware of any remaining key issues.

**ATTACHMENT C
RULE DEVELOPMENT PROCESS**

**Proposed Amended Rule 1469.1 –
Spraying Operations Using Coatings Containing Chromium**



Seventeen (17) months spent in rule development.

One (1) Public Workshop.

Seven (7) Working Group Meetings.

ATTACHMENT D
KEY CONTACTS LIST

- AAA Plating & Inspection
- Aircraft X-Ray Laboratories
- AirKinetics
- Anadite, Inc.
- Anaplex Corp.
- Andrien Associates
- BFK Solutions LLC
- Boeing Company
- California Air Resources Board
- California Council for Environmental and Economic Balance
- California Office of Environmental Health Hazard Assessment
- California Small Business Alliance
- California Safe Schools
- Circor Aerospace Inc.
- Collins Aerospace
- Southern California Air Quality Alliance
- D. Elsworth, Inc.
- Del Amo Action Committee
- Desmond & Desmond LLC
- Division of Occupational Safety and Health (Cal/OSHA)
- E.M.E., Inc.
- Ecotek
- Electrolurgy Manufacturing Inc.
- GAMA Contracting Services, Inc.
- GSP Metal Finishing
- Impresa Aerospace LLC
- Integral Aerospace
- K&L Anodizing
- Kryler Corp
- Lisi Aerospace
- Meggitt
- Metal Finishing Association of Southern California
- Montrose Environmental Group, Inc.
- Northrop Grumman
- City of Paramount
- Plasma Technology Inc.
- Robinson Helicopter Company
- Shimadzu Precision Instruments, Inc.
- Sierra Aluminum Company
- Springer Industrial
- Tiodize Company, Inc.
- Valence Surface Technologies, LLC

ATTACHMENT E

RESOLUTION NO. 21-____

A Resolution of the Governing Board of the South Coast Air Quality Management District (South Coast AQMD) determining that Proposed Amended Rule 1469.1 – Spraying Operations Using Coatings Containing Chromium is exempt from the requirements of the California Environmental Quality Act (CEQA).

A Resolution of the South Coast AQMD Governing Board amending Rule 1469.1 – Spraying Operations Using Coatings Containing Chromium.

WHEREAS, the South Coast AQMD Governing Board finds and determines that Proposed Amended Rule 1469.1 is considered a “project” as defined by CEQA; and

WHEREAS, the South Coast AQMD has had its regulatory program certified pursuant to Public Resources Code Section 21080.5 and CEQA Guidelines Section 15251(l) and has conducted a CEQA review and analysis of the proposed project pursuant to such program (South Coast AQMD Rule 110); and

WHEREAS, the South Coast AQMD Governing Board finds and determines after conducting a review of the proposed project in accordance with CEQA Guidelines Section 15002(k) – General Concepts, the three-step process for deciding which document to prepare for a project subject to CEQA, and CEQA Guidelines Section 15061 – Review for Exemption, procedures for determining if a project is exempt from CEQA, that the proposed project is exempt from CEQA; and

WHEREAS, the South Coast AQMD Governing Board finds and determines that since the only physical modifications that may occur as a result of the proposed project are associated with implementing the building enclosure requirements, which may be achieved without involving construction or via minimal construction activities, depending on the affected facility, it can be seen with certainty that there is no possibility that proposed project may have any significant adverse effects on the environment, and is therefore, exempt from CEQA pursuant to CEQA Guidelines Section 15061(b)(3) – Common Sense Exemption; and

WHEREAS, the South Coast AQMD staff has prepared a Notice of Exemption for the proposed project that is completed in compliance with CEQA Guidelines Section 15062 – Notice of Exemption; and

WHEREAS, the South Coast AQMD staff conducted a public workshop meeting on February 18, 2021 regarding Proposed Amended Rule 1469.1; and

WHEREAS, Proposed Amended Rule 1469.1 and supporting documentation, including but not limited to, the Notice of Exemption, Final Staff Report,

ATTACHMENT E

and Socioeconomic Impact Assessment, were presented to the South Coast AQMD Governing Board and the South Coast AQMD Governing Board has reviewed and considered this information, as well as has taken and considered staff testimony and public comment prior to approving the project; and

WHEREAS, the South Coast AQMD Governing Board finds and determines, taking into consideration the factors in Section (d)(4)(D) of the Governing Board Procedures (Section 30.5(4)(D)(i) of the Administrative Code), that one modification has been made to subparagraph (h)(4)(B) since the notice of public hearing was published to correct a typographical error. This correction is not so substantial as to significantly affect the meaning of Proposed Amended Rule 1469.1 within the meaning of Health and Safety Code Section 40726 because: (a) the changes do not impact emission reductions, (b) the changes do not affect the number or type of sources regulated by the rule, (c) the changes are consistent with the information contained in the notice of public hearing, and (d) the consideration of the range of CEQA alternatives is not applicable because the proposed project is exempt from CEQA; and

WHEREAS, Proposed Amended Rule 1469.1 will be not be submitted for inclusion into the State Implementation Plan; and

WHEREAS, Health and Safety Code Section 40727 requires that prior to adopting, amending or repealing a rule or regulation, the South Coast AQMD Governing Board shall make findings of necessity, authority, clarity, consistency, non-duplication, and reference based on relevant information presented at the public hearing and in the Final Staff Report; and

WHEREAS, the South Coast AQMD Governing Board has determined that a need exists to adopt Proposed Amended Rule 1469.1 to reduce hexavalent chromium emissions from chromate coating operations and associated operations to further protect public health; and

WHEREAS, the South Coast AQMD Governing Board obtains its authority to adopt, amend or repeal rules and regulations from Sections 39002, 39650 et. seq., 40000, 40440, 40441, 40702, 40725 through 40728, 41508, and 41700 of the Health and Safety Code; and

WHEREAS, the South Coast AQMD Governing Board has determined that Proposed Amended Rule 1469.1 is written and displayed so that its meaning can be easily understood by the persons directly affected by it; and

ATTACHMENT E

WHEREAS, the South Coast AQMD Governing Board has determined that Proposed Amended Rule 1469.1 is in harmony with and not in conflict with or contradictory to, existing statutes, court decisions or state or federal regulations; and

WHEREAS, the South Coast AQMD Governing Board has determined that Proposed Amended Rule 1469.1 does not impose the same requirements as any existing state or federal regulations, and the proposed amended rule is necessary and proper to execute the powers and duties granted to, and imposed upon, South Coast AQMD; and

WHEREAS, the South Coast AQMD Governing Board, in adopting Proposed Amended Rule 1469.1, references the following statutes which the South Coast AQMD hereby implements, interprets, or makes specific: Health and Safety Code Sections 41700 and Federal Clean Air Act Sections 112 and 116; and

WHEREAS, Health and Safety Code Section 40727.2 requires the South Coast AQMD to prepare a written analysis of existing federal air pollution control requirements applicable to the same source type being regulated whenever it adopts, or amends a rule, and the South Coast AQMD's comparative analysis of Proposed Amended Rule 1469.1 is included in the Final Staff Report; and

WHEREAS, the South Coast AQMD Governing Board has determined that the Socioeconomic Impact Assessment of Proposed Amended Rule 1469.1 is consistent with the March 17, 1989 Governing Board Socioeconomic Resolution for rule adoption; and

WHEREAS, the South Coast AQMD Governing Board has determined that the Socioeconomic Impact Assessment for Proposed Amended Rule 1469.1 is consistent with the provisions of Health and Safety Code Sections 40440.8 and 40728.5, and that Health and Safety Code Section 40920.6 is not applicable to rules regulating toxic air contaminants; and

WHEREAS, the South Coast AQMD Governing Board has determined Proposed Amended Rule 1469.1 will result in increased costs to the affected industries, yet are considered to be reasonable, with a total annualized cost as specified in the Socioeconomic Impact Assessment which is included in the Final Staff Report; and

WHEREAS, the South Coast AQMD Governing Board has actively considered the Socioeconomic Impact Assessment and has made a good faith effort to minimize such impacts; and

ATTACHMENT E

WHEREAS, the public hearing has been properly noticed in accordance with the provisions of Health and Safety Code Section 40725 and 40440.5; and

WHEREAS, the South Coast AQMD Governing Board has held a public hearing in accordance with all applicable provisions of law; and

WHEREAS, the South Coast AQMD specifies that the Planning and Rules Manager overseeing the rule development of Proposed Amended Rule 1469.1 as the custodian of the documents or other materials which constitute the record of proceedings upon which the adoption of the amended rules are based, which are located at the South Coast Air Quality Management District, 21865 Copley Drive, Diamond Bar, California; and

NOW, THEREFORE BE IT RESOLVED, that the South Coast AQMD Governing Board does hereby determine, pursuant to the authority granted by law, that the proposed project is exempt from CEQA pursuant to CEQA Guidelines Section 15061(b)(3) – Common Sense Exemption. This information was presented to the South Coast AQMD Governing Board, whose members exercised their independent judgment and reviewed, considered, and approved the information therein prior to acting on the proposed project; and

BE IT FURTHER RESOLVED, that the South Coast AQMD Governing Board does hereby adopt, pursuant to the authority granted by law, Proposed Amended Rule 1469.1 – Spraying Operations Using Coatings Containing Chromium, as set forth in the attached, and incorporated herein by reference.

DATE: _____

CLERK OF THE BOARDS

ATTACHMENT F

(Adopted March 4, 2005) (PAR 1469.1 May 7, 2021)

PROPOSED
AMENDED
RULE 1469.1

**SPRAYING OPERATIONS USING COATINGS
CONTAINING CHROMIUM**

[Rule Index to be included after adoption]

(a) Purpose

The purpose of this rule is to reduce emissions of hexavalent chromium from spray coating and related operations.

(b) Applicability

This rule ~~shall apply~~ ies to an owner or operator conducting any operation in which spraying of chromate coatings, containing hexavalent chromium are sprayed, with the exception of thermal spraying operations. Compliance with this rule shall be in addition to other applicable rules.

(c) Definitions

For the purpose of this rule the following definitions shall apply:

- (1) APPROVED CLEANING METHOD means cleaning using a wet mop, damp cloth, wet wash, low pressure spray nozzle, HEPA VACUUM, protective coverings, or other method as approved by the Executive Officer.
- (+2) APPROVED HEALTH RISK ASSESSMENT means a health risk assessment prepared pursuant to Rule 1402 that is approved by the Executive Officer.
- (3) BENCH SPRAY BOOTH means a SPRAY BOOTH with a raised spray enclosure area typically used for smaller workpieces, in which the operator cannot stand within the enclosure.
- (4) BUILDING ENCLOSURE means a permanent building or physical structure, or a portion of a building, with a floor, walls, and a roof to prevent exposure to the elements, (e.g. precipitation, wind, run-off), with limited openings to allow access for people, vehicles, equipment, or workpieces.
- (2) ~~CAPTURE EFFICIENCY~~ is the ~~percentage of the mass of the solids fraction of overspray that is collected and directed to an air pollution control device.~~
- (35) ~~CHROMATE~~ is ~~any salt or ester of chromic acid. For the purpose of this rule, chromate means strontium ehromate~~ CHROMATE, zinc ehromate

CHROMATE, lead—~~chromate~~ CHROMATE, barium—~~chromate~~ CHROMATE, calcium ~~chromate~~ CHROMATE, and any other ~~chromate~~ CHROMATE used in ~~primers or coatings~~ COATINGS for corrosion protection or other properties.

(c) (46) COATING means ~~is~~ a material ~~that~~which is applied to a surface and ~~that~~which forms a continuous film in order to beautify and/or protect such surface and includes primers used for corrosion prevention, protection from the environment, functional fluid resistance and/or adhesion of subsequent COATINGS, adhesives, or sealants.

(5) ~~COATING APPLICATION EQUIPMENT~~ are those used for applying coating to a substrate. ~~Coating application equipment includes coating distribution lines, coating hoses, pressure pots, spray guns, and hand-application equipment, such as hand rollers, brushes, daubers, spatulas, and trowels.~~

(67) COMPLIANCE PLAN APPROVAL LETTER means ~~is~~ the official notice of approval for a compliance plan.

(7) ~~CONTROL EFFICIENCY~~ is the difference between the uncontrolled and the controlled total emissions divided by the total emissions and multiplied by 100. ~~Control efficiency is represented by the following equation:~~

$$\eta = \frac{T_u - T_c}{T_u} \times 100$$

~~Where~~ η = ~~Control Efficiency.~~

~~T_u~~ = ~~Uncontrolled Emissions of Hexavalent Chromium~~

~~T_c~~ = ~~Controlled Emissions of Hexavalent Chromium~~

(8) DEMASKING ACTIVITY means an activity in which tape or other masking material is removed from workpieces that have been coated with CHROMATE COATINGS.

(9) DRIED CHROMATE COATING REMOVAL ACTIVITY means an activity whereby dried CHROMATE COATINGS on workpieces are removed through physical or mechanical means, such as buffing, scuffing, sanding, or grinding. DRIED CHROMATE COATING REMOVAL ACTIVITY does not include DEMASKING ACTIVITY.

(810) ELECTROSTATIC APPLICATION means ~~is~~ charging of atomized paint droplets for deposition by electrostatic attraction.

- (c) (11) ENCLOSED SPRAY BOOTH means a SPRAY BOOTH with four sides that are enclosed during spraying operations and where the only openings in the SPRAY BOOTH during spraying operations are for makeup air.
- (9) ~~EQUIPMENT includes the spray gun or other application device, the booth, enclosure or other area in which the spraying process occurs, and the associated air pollution control equipment.~~
- (10) ~~12~~ EXHAUST COVERING means a material placed in front of existing filters and pre-filters, that is located on the inside of a spray enclosure and that is not part of the designed filter system.
- (11) ~~EXISTING AIR POLLUTION CONTROLS means all control equipment existing as of March 4, 2005.~~
- (12) ~~EXISTING SCHOOL means any school, public or private, kindergarten through grade 12, existing as of March 4, 2005.~~
- (13) ~~EXISTING SOURCE or SOURCE means any process where spraying primers or coatings containing chromium that is operating on or before March 4, 2005.~~
- (14) ~~13~~ FACILITY means any source or group of sources or other air contaminant-emitting activities which are located on one or more contiguous properties within the District, in actual physical contact or separated solely by a public roadway or other public right-of-way, and are owned or operated by the same person (or persons under common control), or an outer continental shelf as determined in 40 CFR Section 55.2. Such above-described groups, if non-contiguous, but connected by land carrying a pipeline, shall not be considered one ~~facility~~ FACILITY. Sources or installations involved in crude oil and gas production in Southern California Coastal or Outer Continental Shelf (OCS) Waters and transport of such crude oil and gas in Southern California Coastal or OCS Waters shall be included in the same ~~facility~~ FACILITY which is under the same ownership or use entitlement as the crude oil and gas production ~~facility~~ FACILITY onshore.
- (15) ~~14~~ HAND APPLICATION METHOD means is the application of materials by manually held, non-mechanically operated equipment. Such equipment includes paint brushes, hand rollers, caulking guns, trowels, spatulas, syringe daubers, rags, and sponges.
- (15) HEPA VACUUM means a vacuum that is both designed to be fitted and used with a filter that is individually tested and certified by the

manufacturer to have a control efficiency of not less than 99.97 percent on 0.3 micron particles.

- (c) (16) HIGH EFFICIENCY PARTICULATE ARRESTORS—AIR (HEPA) FILTER means a filter(s) that is both individually tested and certified by the manufacturer to have a control efficiency of not less than 99.97%— percent on 0.3 micron particles~~or more efficient in collecting particle sizes 0.3 microns or greater in size.~~
- (17) HIGH-VOLUME, LOW-PRESSURE (HVLP)-SPRAY ~~is~~means a material application system ~~which~~that is operated at air pressure of between 0.1 and 10 pounds per square inch gauge ~~(psig).~~
- (18) NEW SOURCE means any source spraying primers or coatings containing chromium ~~that is initially operated in the South Coast District after March 4, 2005.~~
- (19) OPEN FACE ENCLOSURE-SPRAY BOOTH means for the purpose of this rule a SPRAY enclosure-BOOTH in which one side of the ~~enclosure~~ booth is not enclosed, and air can flows through the open face horizontally. ~~Open face enclosure-OPEN FACE SPRAY BOOTH~~ does not include any ~~enclosure-SPRAY BOOTH~~ configured for downdraft ventilation.
- (20) OVERSPRAY ~~means is~~ the fraction of ~~coating~~ COATING sprayed that does not adhere to the intended surface.
- (21) PERMANENT TOTAL ENCLOSURE means a permanent building or containment structure, enclosed with a floor, walls, and a roof to prevent exposure to the elements, (e.g., precipitation, wind, run-off) that has limited openings to allow access for people and vehicles, that is free of breaks or deterioration that could cause or result in fugitive emissions, and has been evaluated to meet the design requirements set forth in U.S. EPA Method 204, or other design approved by the Executive Officer.
- (22) PRIMER ~~is a coating applied to a part for purposes of corrosion prevention, protection from the environment, functional fluid resistance and/or adhesion of subsequent coatings, adhesives, or sealants.~~
- (23) RECEPTOR ~~means any off-site location where persons may be exposed to emissions of hexavalent chromium from a source subject to this rule. Receptor locations include residential, commercial, and industrial land use areas, and other locations where sensitive populations may be located.~~

- (23) ~~RESIDENTIAL RECEPTOR means a single family dwelling or a multi-family dwelling, including but not limited to a duplex, condominium, townhome, apartment building, or other rental unit.~~
- (24) ~~RESPONSIBLE OFFICIAL means one of the following:~~
- ~~(A) For a corporation: A president, secretary, treasurer, or vice president of the corporation in charge of a principal business function, or any other person who performs similar policy or decision making functions for the corporation, or a duly authorized representative of such person if the representative is responsible for the overall operation of one or more manufacturing, production, or operating facilities and either:~~
 - ~~(i) The facilities employ more than 250 persons or have gross annual sales or expenditures exceeding \$25 million (in second quarter 1980 dollars); or~~
 - ~~(ii) The delegation of authority to such representative is approved in advance by the Executive Officer.~~
 - ~~(B) For a partnership or sole proprietorship: a general partner or the proprietor, respectively.~~
 - ~~(C) For a municipality, state, Federal, or other public agency: either a principal executive officer or ranking elected official. For the purposes of this part, a principal executive officer of a Federal agency includes the chief executive officer having responsibility for the overall operations of a principal geographic unit of the agency (e.g., a Regional Administrator of the U.S. Environmental Protection Agency [U.S. EPA]).~~
 - ~~(D) For sources (as defined in this rule) applying for or subject to a Title V permit: "responsible official" shall have the same meaning as defined in District's Regulation XXX.~~
- (c) (2521) SENSITIVE RECEPTOR includes schools, public and private (kindergarten through grade 12), licensed daycare centers, hospitals, and convalescent homes. means any residence including private homes, condominiums, apartments, and living quarters; education resources such as preschools and kindergarten through grade twelve (k-12) schools; daycare centers; and health care FACILITIES such as hospitals or retirement and nursing homes. A SENSITIVE RECEPTOR includes long

term care hospitals, hospices, prisons, and dormitories or similar live-in housing.

(c) (22) SPRAY BOOTH means for the purpose of this rule any enclosure with walls and an impermeable ceiling used to contain and capture OVERSPRAY from the spray application of any CHROMATE COATINGS.

(26) ~~SPRAYING OPERATION or SPRAYING PROCESS, for the purpose of this rule, includes the equipment used to spray coatings containing chromium, and the spray enclosure in which it is sprayed. Spraying operation or spraying process includes all spraying of primers or coatings containing chromium, except for thermal spraying operations.~~

(23) STICKY MAT means a non-reusable floor mat or floor covering with an adhesive or tacky surface that removes particles from shoes, wheels, or other objects that travel over the mat or covering.

(2724) ~~THERMAL SPRAYING OPERATIONS means are~~ one of several processes in which metallic or nonmetallic surfacing materials are deposited in a molten or semi-molten condition on a substrate to form a ~~coating~~ COATING. The surfacing material may originate in the form of powder, rod, or wire before it is heated, prior to spraying and deposition. ~~Thermal spraying operations~~ THERMAL SPRAYING OPERATIONS include: detonation gun spraying, flame spraying, high-velocity oxy-fuel spraying, plasma spraying, and twin-wire electric arc spraying.

(2825) ~~TOUCH UP AND REPAIR OPERATION means is that portion of the coating operation that is the incidental application of coating~~ COATING used to cover minor coating imperfections in the coating finish or to achieve complete coverage after the main COATING operation is conducted.

(2926) ~~TRANSFER EFFICIENCY means is~~ the ratio of the weight or volume of ~~coating~~ COATING solids adhering to an object to the total weight or volume, respectively, of ~~coating~~ COATING solids used in the application process, expressed as a percentage.

(27) WORKPIECE SUPPORT EQUIPMENT means racks, stands, or other equipment used to hold or support workpieces during CHROMATE spraying operations.

(d) Point Source Requirements

- (d) (1) An owner or operator of a facility with a chromate spraying operation shall:

 - (A) Conduct chromate spraying operations in a spray booth that is vented to an air pollution control system with HEPA filters or filters individually tested and certified by the manufacturer to have a control efficiency of at least 99.97 percent on 0.3 micron or smaller particles;
 - (B) Meet the alternate point source requirements of paragraphs (e)(1) and (e)(2) until the earlier date required in subparagraph (d)(2)(B) to meet subparagraph (d)(1)(A); or
 - (C) Meet the alternate point source requirements of paragraphs (e)(3), (e)(4), and (e)(5).
- (2) An owner or operator of a facility with a chromate spraying operation that meets the alternate point source requirements pursuant to subparagraph (d)(1)(B) or fails to meet the requirements of paragraph (e)(3) for facilities that meet the alternate point source requirements pursuant to subparagraph (d)(1)(C) shall:

 - (A) On or before January 1, 2023, submit complete permit applications for a spray booth that meets the requirements of subparagraph (d)(1)(A); and
 - (B) No later than 18 months after a Permit to Construct has been issued or January 1, 2026, whichever date is earlier, meet the requirements of subparagraph (d)(1)(A).
- (3) When spraying chromate coatings, an owner or operator of a facility with a chromate spraying operation shall ensure that:

 - (A) Visible emissions do not exit the spray booth;
 - (B) All spray booth filters are free of leaks, breaks, and tears, and are properly seated; and
 - (C) Inward air flow of the spray booth is maintained:

 - (i) Before January 1, 2026, by meeting the interim inward face air velocity requirement of paragraph (o)(1); and
 - (ii) Beginning January 1, 2026, by meeting the spray booth measurement or demonstration requirements in paragraph (g)(1).

(e) Alternate Point Source Requirements for Chromate Spraying Operations With Compliance Plans or Health Risk Assessments Approved Before [Date of Rule Adoption]

- (1) Until the provisions in subparagraph (d)(1)(A) are met, an owner or operator of a facility with a chromate spraying operation with a compliance plan approved before [Date of Rule Adoption], or enforceable permit conditions resulting from a health risk assessment approved before [Date of Rule Adoption] that limit the cancer risk to 25 in a million if a facility is located more than 25 meters from a sensitive receptor or 10 in a million if a facility is located 25 meters or less from a sensitive receptor or located 100 meters or less from an existing school, shall continue to meet the conditions in the approved compliance plan.
- (2) Until the provisions in subparagraph (d)(1)(A) are met, an owner or operator of a facility with a chromate spraying operation with an approved compliance plan pursuant to paragraph (e)(1) shall:
 - (A) Mount the compliance plan approval letter so as to be clearly visible in an accessible place within 8 meters (26 feet) of the spray booth identified in the approved compliance plan, or as otherwise approved in writing by the Executive Officer for equipment not subject to a facility permit under Regulation XX or Regulation XXX; or
 - (B) Keep the compliance plan approval letter with the facility permit, or as otherwise approved in writing by the Executive Officer for equipment subject to a facility permit under Regulation XX or Regulation XXX.
- (3) On or before January 1, 2023, an owner or operator of a facility with a chromate spraying operation with a health risk assessment approved before [Date of Rule Adoption] using the 2015 OEHHA risk assessment guidance shall submit complete permit applications to modify the spray booth(s) conducting chromate spraying operations to:
 - (A) Limit the annual chromate emissions at or below the amount evaluated in the approved health risk assessment; and
 - (B) Require use of a filter that meets a minimum filter efficiency that is equal to or greater than the filter efficiency evaluated in the approved health risk assessment.

- (e) (4) Upon receiving written notification from the Executive Officer that the annual chromate emissions exceed the permit limit pursuant to subparagraph (e)(3)(A), an owner or operator of a facility with a chromate spraying operation shall:

 - (A) Submit complete permit applications for a spray booth that meets the requirements of subparagraph (d)(1)(A) within six months after the date of written notification; and
 - (B) No later than 18 months after a Permit to Construct has been issued or 36 months after the date of written notification, whichever date is earlier, meet the requirements of subparagraph (d)(1)(A).
- (5) On or before January 1, 2023, an owner or operator of a facility with a chromate spraying operation with a health risk assessment approved before [Date of Rule Adoption] using the 2015 OEHHA risk assessment guidance shall:

 - (A) Clean the spray booth duct to remove all overspray and dried coatings that may contain chromium using an approved cleaning method;
 - (B) Inspect associated exterior surfaces of the spray booth duct and remove all overspray and dried coatings that may contain chromium using an approved cleaning method; and
 - (C) Notify the Executive Officer at least 72 hours prior to the cleaning by calling 1-800-CUT-SMOG.
- (f) Point Source Requirements for Dried Chromate Coating Removal Activities

 - (1) Beginning January 1, 2026 or the date specified in subparagraph (f)(2)(B), an owner or operator of a facility with a chromate spraying operation shall ensure any dried chromate coating removal activity is:

 - (A) Conducted in a spray booth that meets the requirements of paragraph (d)(1); or
 - (B) Vented to a control device permitted for dried chromate coating removal activity that is:

 - (i) Equipped with HEPA filters, or filters that are individually tested and certified by the manufacturer to have a control efficiency of at least 99.97 percent on 0.3 micron or smaller particles; and
 - (ii) Operated pursuant to a South Coast AQMD permit.

- (f) (2) An owner or operator of a facility with a chromate spraying operation that is conducting any dried chromate coating removal activity without a control device or with a control device that does not meet the requirements of paragraph (f)(1) shall:

 - (A) On or before January 1, 2023, submit a complete permit application for a control device that meets the requirements of clause (f)(1)(B)(i); and
 - (B) No later than 18 months after a Permit to Construct has been issued or January 1, 2026, whichever date is earlier, vent the dried chromate coating removal activity to the permitted control device that meets the requirements of clause (f)(1)(B)(i).
- (3) An owner or operator of a facility with a chromate spraying operation conducting dried coating removal activity shall not operate a spray booth or other control device unless the filters are free of leaks, breaks, and tears, and are properly seated.
- (g) Spray Booth Requirements

 - (1) Beginning January 1, 2026 or the date specified in subparagraph (g)(2)(B), an owner or operator with a chromate spraying operation shall not conduct chromate spraying operations or dried chromate coating removal activity in a spray booth unless:

 - (A) The applicable average velocity and minimum velocity in Table 1 – Spray Booth Inward Face Air Velocity Requirements are met for the enclosed or open face spray booth using Appendix 1 – Inward Face Air Velocity Measurement Procedures; or
 - (B) The enclosed spray booth meets the design requirements of a permanent total enclosure set forth in U.S. EPA Method 204 or other design approved by the Executive Officer.

Table 1 – Spray Booth Inward Face Air Velocity Requirements

<u>Spray Booth Type</u>	<u>Measurement Location</u>	<u>Average Velocity of Measurement Points</u>	<u>Minimum Velocity at Each Measurement Point</u>
<u>Enclosed Non-Bench</u>	<u>At the filter face</u>	<u>100 feet per minute</u>	<u>75 feet per minute</u>
<u>Open Face Non-Bench</u>	<u>At the opening of the booth</u>		
<u>Enclosed Bench</u>	<u>At the filter face</u>	<u>150 feet per minute</u>	<u>125 feet per minute</u>
<u>Open Face Bench</u>	<u>At the opening of the booth</u>		

- (g) (2) An owner or operator of a facility with chromate spraying operations that does not meet the requirements of paragraph (g)(1) shall:
- (A) On or before January 1, 2023, submit complete permit applications to modify the spray booth to meet the requirements of paragraph (g)(1); and
- (B) Modify the spray booth no later than 18 months after a Permit to Construct has been issued or January 1, 2026, whichever date is earlier.
- (3) After demonstrating that a spray booth meets the requirements of paragraph (g)(1), an owner or operator of a facility with a chromate spraying operation shall demonstrate that the spray booth continues to meet the requirements of paragraph (g)(1) according to the frequency in Table 2 – Measurement or Demonstration Frequency.

Table 2 – Measurement or Demonstration Frequency

<u>Spray Booth Type</u>	<u>Frequency</u>
<u>Enclosed Non-Bench or Bench</u>	<u>At least once every 12 calendar months from the previous air velocity measurement pursuant to subparagraph (g)(1)(A) or permanent total enclosure demonstration pursuant to subparagraph (g)(1)(B)</u>
<u>Open Face Non-Bench or Bench</u>	<u>At least once every six calendar months from the previous air velocity measurement pursuant to subparagraph (g)(1)(A)</u>

- (g) (4) Beginning January 1, 2026, an owner or operator of a facility with a chromate spraying operation that fails to meet the requirements of paragraph (g)(1) shall:
- (A) Not operate the spray booth for chromate spraying operations or dried chromate coating removal activities;
 - (B) Perform necessary actions or repairs to meet the requirements of paragraph (g)(1) before operating the spray booth; and
 - (C) Notify the Executive Officer by calling 1-800-CUT-SMOG within 24 hours of knowing that the necessary actions or repairs pursuant to subparagraph (g)(4)(B) cannot be completed within 30 days of the failure to meet the requirements of paragraph (g)(1).
- (5) Prior to conducting chromate spraying or any dried chromate coating removal activity, an owner or operator of a facility with a chromate spraying operation that is required to notify the Executive Officer pursuant to subparagraph (g)(4)(C) and has met the requirements in paragraph (g)(1) shall:
- (A) Notify the Executive Officer within 24 hours of meeting the requirements of paragraph (g)(1) by calling 1-800-CUT-SMOG; and
 - (B) Demonstrate that the spray booth meets the requirements in paragraph (g)(1) and every 30 days thereafter.
- (6) After three consecutive demonstrations pursuant to subparagraph (g)(5)(B), an owner or operator of a facility with a chromate spraying operation shall demonstrate that the spray booth continues to meet the requirements of

paragraph (g)(1) according to the frequency specified in Table 2 –
Measurement or Demonstration Frequency.

(h) Requirements for Building Enclosures

- (1) An owner or operator of a facility with a chromate spraying operation shall conduct the following within a building enclosure:
 - (A) Spraying operations;
 - (B) Dried chromate coating removal activities; and
 - (C) Demasking activities.
- (2) An owner or operator of a facility with a chromate spraying operation shall store workpiece support equipment within a building enclosure.
- (3) An owner or operator of a facility with a chromate spraying operation shall store cleaning equipment used to conduct housekeeping activities pursuant to subdivision (i) within a building enclosure.
- (4) Beginning January 1, 2022, except for the movement of vehicles, equipment, or people, an owner or operator of a facility with a chromate spraying operation shall:
 - (A) Close any building openings within 20 feet of:
 - (i) The opening of an open face spray booth;
 - (ii) Areas where dried chromate coating removal activities occur;
and
 - (iii) Areas where demasking activities occur; and
 - (B) Use one ~~or~~ more of the following methods to close building openings:
 - (i) Door that automatically closes;
 - (ii) Overlapping plastic strip curtains;
 - (iii) Vestibule;
 - (iv) Airlock system; or
 - (v) Alternative method to minimize the release of fugitive emissions from the building that has been approved by the Executive Officer as an equivalent or more effective method to minimize the movement of air from within the building to the outside.

(i) Housekeeping Requirements

- (i) (1) Beginning January 1, 2022, an owner or operator of a facility with a chromate spraying operation shall use an approved cleaning method to clean, at the frequencies specified in Table 3 – Cleaning Frequencies, all open floor areas within 20 feet of:

 - (A) The opening of an open face spray booth;
 - (B) Ingresses and egresses of an enclosed spray booth located within a building enclosure;
 - (C) Areas where dried chromate coating removal or demasking activities are conducted;
 - (D) Areas where chromate coatings are mixed;
 - (E) Storage areas for equipment and materials that may contain chromates, excluding storage areas used exclusively for unopened coating containers; and
 - (F) Waste storage areas for materials that may contain chromates.
- (2) Beginning January 1, 2022, an owner or operator of a facility with a chromate spraying operation shall use an approved cleaning method to clean, at the frequencies specified in Table 3 – Cleaning Frequencies, all floor areas within:

 - (A) Workpiece support equipment transit paths and work areas identified in paragraph (j)(6); and
 - (B) Workpiece support equipment storage areas identified in paragraph (j)(7).

Table 3 – Cleaning Frequencies

<u>Applicable Provisions</u>	<u>For Areas Located Within a Permanent Total Enclosure Vented to an Air Pollution Control System with Filters that Meet the Filter Requirements of Subparagraph (d)(1)(A)</u>	<u>For All Other Areas</u>
<u>(i)(1)(A) and (i)(1)(B)</u>	<u>Once per calendar month, for any month when chromate spraying operations are conducted on one or more days</u>	<u>Once per calendar week, for any week when chromate spraying operations are conducted on one or more days</u>
<u>(i)(1)(C), (i)(1)(D), (i)(1)(E), and (i)(1)(F)</u>	<u>Once per calendar month, for any month when activities are conducted on one or more days</u>	<u>Once per calendar week, for any week when activities are conducted on one or more days</u>
<u>(i)(2)(A) and (i)(2)(B)</u>	<u>Once per calendar month, for any month when workpiece support equipment is moved on one or more days</u>	<u>Once per calendar week, for any week when workpiece support equipment is moved on one or more days</u>

- (i) (3) Beginning January 1, 2022, an owner or operator of a facility with a chromate spraying operation shall use an approved cleaning method to clean all ground areas within 20 feet of ingresses and egresses of an enclosed spray booth located outside a building enclosure once per day on days when chromate spraying operations are conducted within the spray booth.
- (4) Beginning January 1, 2022, an owner or operator of a facility with a chromate spraying operation shall use an approved cleaning method to clean spills of liquid or solid material that may contain chromates immediately but no later than one hour after being spilled.
- (5) Beginning January 1, 2022, an owner or operator of a facility with a chromate spraying operation shall use an approved cleaning method to clean all floors within a spray booth without protective coverings at least

once per calendar week, during any week when activities subject to this rule are conducted on one or more days within the spray booth.

- (i) (6) Beginning January 1, 2022, an owner or operator of a facility with a chromate spraying operation shall remove and replace all spray booth protective floor or wall coverings at least every six months.
- (7) Beginning January 1, 2022, an owner or operator of a facility with a chromate spraying operation that elects to use sticky mats in lieu of conducting the housekeeping requirements specified in subparagraphs (i)(1)(A) and (i)(1)(B) and paragraphs (i)(5) and (i)(6) shall ensure the sticky mats are:

 - (A) At least two feet in depth and as wide as the opening at all spray booth ingresses and egresses;
 - (B) Placed in locations such that all foot and equipment traffic into and out of the spray booth travels over the sticky mats; and
 - (C) Replaced at least once per day on days when chromate spraying operations are conducted in the spray booth. Used sticky mats shall be disposed of in a container before removal from a building. The container shall remain closed except when being filled or emptied.
- (8) Beginning January 1, 2022, an owner or operator of a facility with a chromate spraying operation shall place waste materials that may contain chromates immediately in a container. The container shall remain closed except when being filled or emptied. If waste material will be transferred to other on-site containers, the container shall be lined with removable bags.
- (9) Beginning January 1, 2022, an owner or operator of a facility with a chromate spraying operation shall ensure that when a HEPA vacuum is used:

 - (A) The HEPA filter is free of leaks, breaks, tears, or other types of damage, and securely latched and properly situated in the vacuum to prevent air leakage from the filtration system; and
 - (B) The HEPA vacuum is emptied into a container within a spray booth that meets the provisions of paragraph (d)(1). The container shall remain closed except when being filled or emptied.
 - (C) The HEPA filter shall be replaced within a spray booth that meets the provisions of paragraph (d)(1), and the used filter shall be placed in a closed container before removal from the spray booth.

(j) Best Management Practices

(1) Chromate Spraying Operations

An owner or operator of a facility with a chromate spraying operation shall:

- (A) Keep ingresses and egresses of an enclosed spray booth closed while conducting spraying operations; and
- (B) Beginning July 1, 2022 or the date specified in subparagraph (d)(2)(B) for facilities meeting the requirements in subparagraph (d)(1)(B), whichever date is later, not operate a spray booth unless a system is used to ensure that the air pollution control system for the spray booth is operating while the chromate spraying equipment is being used.

(2) Spray Booth Operations

An owner or operator of a facility with a chromate spraying operation shall:

- (A) When removing protective floor, wall, or exhaust coverings within the spray booth:
 - (i) Operate the air pollution control system;
 - (ii) Ensure that the ingresses and egresses of an enclosed spray booth are closed; and
 - (iii) Place all material that may contain chromates that are intended to be disposed of in a container before removal from the spray booth. The container shall remain closed except when being filled or emptied.
- (B) Operate the air pollution control system for a minimum of three air exchanges within the spray booth or five minutes, whichever is longer:
 - (i) After spraying operations have ceased;
 - (ii) After conducting dried chromate coating removal activities within the spray booth; and
 - (iii) After removing protective floor, wall, or exhaust coverings within the spray booth;
- (C) Beginning July 1, 2021, post on the spray booth, in a location that is clearly visible and accessible to the spray booth operator, the minimum ventilation time needed to meet the requirements of subparagraph (j)(2)(B); and

- (j) (2) (D) Not operate the air pollution control system when the final stage filters are being removed, replaced or are missing, damaged, or improperly installed.

(3) Transfer Efficiency

An owner or operator of a facility with a chromate spraying operation shall not spray chromate coatings unless the chromate coatings are applied according to operating procedures specified by the equipment manufacturer, or applicable permit conditions, and by use of one of the following methods:

(A) High-Volume, Low-Pressure Spray;

(B) Electrostatic application; or

(C) Such other alternative application methods as are demonstrated to the Executive Officer in accordance with the South Coast AQMD method (Spray Equipment Transfer Efficiency Test Procedure for Equipment User, May 24, 1989), or subsequent revisions to be capable of achieving at least equivalent transfer efficiency to the method in subparagraph (j)(3)(A) and for which written approval of the Executive Officer has been obtained.

(4) Dried Chromate Coating Removal Activities

An owner or operator of a facility with a chromate spraying operation that conducts any dried chromate coating removal activity in a spray booth shall keep ingresses and egresses of an enclosed spray booth closed and operate the air pollution control system for the spray booth pursuant to the spray booth requirements in paragraph (d)(3) and subdivision (g), and the pressure drop requirements in subdivision (k), while conducting dried chromate coating removal activities.

(5) Demasking Activities

Beginning July 1, 2021, an owner or operator of a facility with a chromate spraying operation conducting any demasking activity outside of an enclosed spray booth or a permanent total enclosure vented to an air pollution control system with HEPA filters or filters individually tested and certified by the manufacturer to have a control efficiency of at least 99.97 percent on 0.3 micron or smaller particles shall not use compressed air to clean workpieces on tables or other surface areas where demasking activity occurs.

(j) (6) Workpiece Support Equipment Used During Chromate Spraying Operations

Beginning July 1, 2021, an owner or operator of a facility with a chromate spraying operation that moves workpiece support equipment outside of a spray booth or permanent total enclosure vented to an air pollution control system with HEPA filters or filters individually tested and certified by the manufacturer to have a control efficiency of at least 99.97 percent on 0.3 micron or smaller particles shall:

(A) Establish and clearly mark transit paths and work areas outside of the spray booth or permanent total enclosure; and

(B) Transport equipment within established transit paths and work areas.

(7) Storage of Workpiece Support Equipment Used During Chromate Spraying Operations

Beginning July 1, 2021, an owner or operator of a facility with a chromate spraying operation that stores workpiece support equipment outside of a spray booth or permanent total enclosure vented to an air pollution control system with HEPA filters or filters individually tested and certified by the manufacturer to have a control efficiency of at least 99.97 percent on 0.3 micron or smaller particles shall:

(A) Establish and clearly mark storage areas used to store workpiece support equipment; and

(B) Store workpiece support equipment within established storage areas.

(8) Visual Inspections

An owner or operator of a facility with a chromate spraying operation shall perform a weekly visual inspection of the filter media subject to this rule for leaks, breaks, tears, and improper seating.

(9) Personal Protective Equipment

An owner or operator of a chromate spraying operation shall remove personal protective equipment in a manner that minimizes fugitive emissions.

(k) Pressure Drop Across Filter Media

(1) Beginning January 1, 2023 or the date specified in subparagraph (d)(2)(B) for facilities meeting the requirements in subparagraph (d)(1)(B), whichever is later, an owner or operator of a facility with a chromate spraying operation shall:

Proposed Amended Rule 1469.1 (PAR 1469.1 May 7, 2021)(Adopted March 4, 2005)

- (k) (1) (A) Install a pressure gauge to continuously monitor the pressure drop across the spray booth final stage filter media; and
- (B) Maintain the pressure drop across the spray booth final stage filter media at or below the maximum pressure drop specified in a South Coast AQMD permit or the filter manufacturer's recommended maximum pressure drop, whichever is lower.
- (2) An owner or operator of a facility with a chromate spraying operation shall maintain the pressure drop across the spray booth final stage filter media at or above the minimum pressure drop pursuant to Table 4 – Minimum Pressure Drop Across Final Stage Filters.

Table 4 – Minimum Pressure Drop Across Final Stage Filters

<u>Availability of Minimum Pressure Drop Information</u>	<u>Minimum Pressure Drop Requirement</u>	<u>Effective Date</u>
<u>Specified in a South Coast AQMD permit</u>	<u>Specified in a South Coast AQMD permit</u>	<u>[Date of Rule Adoption]</u>
<u>Not specified in South Coast AQMD permit</u>	<u>Measure pressure drop to the nearest tenth of an inch of water column while the air pollution control system is in operation to establish the minimum pressure drop across existing final stage filter media in place before January 1, 2023</u>	<u>January 1, 2023 until new final stage filter media replacement</u>
	<u>Measure pressure drop to the nearest tenth of an inch of water column while the air pollution control system is in operation to establish the minimum pressure drop across new final stage filter media replaced after January 1, 2023</u>	<u>At time of new final stage filter media installation</u>

- (3) An owner or operator of a facility with a chromate spraying operation shall not operate a spray booth:

Proposed Amended Rule 1469.1 (PAR 1469.1 May 7, 2021)(Adopted March 4, 2005)

- (k)
 - (3)
 - (A) Before January 1, 2023 if the pressure drop across the filter media is above the maximum limits specified in paragraph (o)(3); and
 - (B) Beginning January 1, 2023, if the pressure drop across the final stage filter media is above the maximum limits specified in subparagraph (k)(1)(B) or below the minimum limits specified in Table 4 – Minimum Pressure Drop Requirements.
 - (4) An owner or operator of a Facility with a Chromate spraying operation shall maintain onsite, and make available to the Executive Officer upon request:
 - (A) The filter technical specification sheets for all spray booth final stage filter media installed in a spray booth subject to this rule; and
 - (B) Any minimum pressure drop established in accordance with Table 4 – Minimum Pressure Drop Requirements.
 - (5) An owner or operator of a facility with a chromate spraying operation shall record the pressure drop as measured by the gauge required in subparagraph (k)(1)(A) or paragraph (o)(3) at least once on days when a chromate spraying operation or dried chromate coating removal activity is conducted within the spray booth.
 - (6) An owner or operator of a facility with a chromate spraying operation that elects to use a continuous data acquisition system (DAS) in lieu of recording the final filter pressure drop required by paragraph (k)(5) shall ensure the DAS is installed, operated, and maintained in accordance with manufacturer's specifications. The DAS shall:
 - (A) Record the data output from the gauge required in paragraph (k)(1)(A) at least once, and at a frequency of not less than once every sixty (60) minutes, when conducting a chromate spraying operation or dried chromate coating removal activity within the spray booth and;
 - (B) Generate a data file that contains a table of chronological date and time and the corresponding data output value from the gauge required in paragraph (k)(1)(A) in inches of water column on days when a chromate spraying operation or dried chromate coating removal activity is conducted within the spray booth. The file shall be saved in an electronic spreadsheet format or other format approved by the Executive Officer; and

- (k) (6) (C) Have an audible alarm that alerts when the pressure drop is above the maximum limit specified in subparagraph (k)(1)(B) or below the minimum limit specified in paragraph (k)(2).

(l) Spray Booth Exhaust Duct Cleaning Requirements

- (1) When replacing the final stage filter media, an owner or operator of a facility with a chromate spraying operation shall conduct a visual inspection of the spray booth duct immediately downstream of the final stage filter media for the presence of overspray or dried coatings that may contain chromium.
- (2) An owner or operator of a facility with a chromate spraying operation that observes overspray or dried coating that may contain chromium during a visual inspection conducted pursuant to paragraph (l)(1) shall:
- (A) Clean the spray booth duct, and inspect associated exterior surfaces of the spray booth duct and remove all such overspray and dried coatings using an approved cleaning method:
- (i) No later than seven days after observation; or
- (ii) Before any chromate spraying operations are conducted in the spray booth; or
- (B) Analyze the overspray or dried coating for the presence of hexavalent chromium and if found, clean the spray booth duct, and inspect associated exterior surfaces of the spray booth duct and remove all such overspray and dried coatings using an approved cleaning method:
- (i) No later than 14 days after observation; or
- (ii) Before any chromate spraying operations are conducted in the spray booth.
- (3) If an owner or operator of a facility with a chromate spraying operation receives written notification from the Executive Officer confirming the presence of hexavalent chromium in the spray booth duct and/or associated exterior surfaces, the owner or operator shall:
- (A) Not operate the spray booth until the spray booth duct and/or associated exterior surfaces are cleaned; and
- (B) Clean the spray booth duct and/or associated exterior surfaces to remove all overspray and dried coating that may contain chromium using an approved cleaning method.

- (1) (4) An owner or operator of a facility with a chromate spraying operation required to clean a spray booth duct and/or associated exterior surfaces pursuant to paragraphs (1)(2) and (1)(3) shall notify the Executive Officer at least 72 hours prior to the cleaning by calling 1-800-CUT-SMOG.

(m) Recordkeeping Requirements

(1) Coatings Usage Records

An owner or operator of a facility with a chromate spraying operation shall maintain:

- (A) Purchase records of chromate coatings used for spray coating operations;
- (B) Safety data sheets provided for the materials subject to the requirements of subparagraph (m)(1)(A) that indicate the weight percent of chromate(s) in the coating, and the density of the coating;
- (C) Daily usage records for each coating subject to subparagraph (m)(1)(A), applied or used daily; and
- (D) Application method for each coating used.

(2) Housekeeping and Best Management Practice Records

An owner or operator of a facility with a chromate spraying operation shall:

- (A) Maintain records demonstrating compliance with housekeeping requirements specified in subdivision (i) and paragraph (o)(2) and the best management practices specified in paragraphs (j)(1) through (j)(7); and
- (B) Maintain records of the visual inspections required by paragraph (j)(8), including:
 - (i) Name of the person(s) performing the visual inspection for each spray booth or other control device;
 - (ii) Identification of each spray booth, including the permit number or the device identification number listed on a South Coast AQMD permit;
 - (iii) Date and time of the visual inspection;
 - (iv) Documentation of filter media found to have any leaks, breaks, or tears, or found to be improperly installed; and
 - (v) Description of any maintenance and repair activities conducted for any spray booth or other control device.

(3) Monitoring Records

An owner or operator of a facility with a chromate spraying operation shall:

- (m) (3) (A) Maintain records of measurements or demonstrations of spray booth requirements in paragraph (g)(1) including:
 - (i) Name of the person(s) conducting the measurement or demonstration;
 - (ii) Identification of each spray booth, including the permit number or device identification number;
 - (iii) Date and time the demonstrations were conducted;
 - (iv) Description of the equipment used to conduct the measurement or demonstration;
 - (v) Calibration records for the equipment used to conduct the measurement or demonstration;
 - (vi) Results of the measurement or demonstration conducted for each spray booth; and
 - (vii) Description of any maintenance and repair activities conducted for each spray booth.
 - (B) Maintain records of spray booth pressure drop readings as required in paragraphs (k)(5) and (o)(3), or DAS data files as required in paragraph (k)(6);
 - (C) Maintain records of spray booth final stage filter media replacement, and established minimum pressure drop as required in paragraph (k)(2); and
 - (D) Maintain records of the exhaust duct visual inspections required by paragraphs (l)(1) and (l)(2) including:
 - (i) Name of the person(s) conducting the visual inspection;
 - (ii) Identification of each spray booth, including the permit number or device identification number;
 - (iii) Date and time the visual inspection was conducted;
 - (iv) A photograph of the spray booth duct taken when the visual inspection was conducted; and
 - (v) Results of analysis of overspray or dried coating for the presence of hexavalent chromium.
- (4) Records Retention
- (A) Before July 1, 2023, an owner or operator of a facility with a chromate spraying operation shall maintain all records for three years, with at least the two most recent years kept onsite, and made

available to the Executive Officer upon request. Records kept offsite shall be made available within one week of the request from the Executive Officer; and

- (m) (4) (B) Beginning July 1, 2023, an owner or operator of a facility with a chromate spraying operation shall maintain all records for five years, with at least the two most recent years kept onsite, and made available to the Executive Officer upon request. Records kept offsite shall be made available within one week of the request from the Executive Officer.

(n) Prohibitions

- (1) Beginning [Date of Rule Adoption], an owner or operator of a facility with a chromate spraying operation shall not install or construct a new open face spray booth for chromate spraying operations unless the open face spray booth is located within a permanent total enclosure that is vented to an air pollution control system with HEPA filters or filters individually tested and certified by the manufacturer to have a control efficiency of at least 99.97 percent on 0.3 micron or smaller particles.
- (2) Beginning [Date of Rule Adoption], an owner or operator of a facility with a chromate spraying operation shall not install or construct a new spray booth for chromate spraying operations unless the spray booth is located within a building enclosure. This prohibition does not apply to spray booths installed or constructed after [Date of Rule Adoption] greater than 10,000 square feet.

(o) Interim Requirements

- (1) Before January 1, 2026, an owner or operator with a chromate spraying operation that conducts spraying operations in an open face spray booth shall ensure that the average inward face air velocity in the open face spray booth is maintained at a minimum of 100 feet per minute or other minimum velocity approved by the Executive Officer.
- (2) Before January 1, 2022, an owner or operator with a chromate spraying operation shall conduct spraying and cleanup operations in a manner that minimizes fugitive emissions of atomized paint particles.
- (3) Before January 1, 2023, an owner or operator of a facility with a chromate spraying operation shall install a gauge to continuously monitor the

pressure drop across the spray booth filter media in a location that is easily visible and in clear sight of the operation or maintenance personnel. The pressure drop shall be maintained at or below the pressure drop prescribed by a permit condition, or by the manufacturer's recommended operating range if no permit condition limits pressure drop.

(p) Exemptions

- (1) The requirements of this rule shall not apply to thermal spraying operations.
- (2) The spray booth requirements of subparagraph (d)(1)(A) and paragraph (d)(3) shall not apply to operations where chromate coatings are applied only by flow coater, roll coater, dip coater, or hand application methods.
- (3) The spray booth requirements of subparagraph (d)(1)(A) and paragraphs (d)(3) and the transfer efficiency requirements in (j)(3) shall not apply to any touch up and repair operation spraying chromate coatings that is conducted outside of a spray booth, provided the touch up and repair operation is performed inside a building enclosure, and emissions and cancer risk from the touch up and repair operation have been calculated and included in an approved facility-wide health risk assessment that does not exceed a facility-wide cancer risk of 10 in a million.

(d) Requirements

~~Any person applying a coating containing chromium shall comply with all of the following requirements:~~

~~(1) Control System Capture Efficiency and Enclosure Standards~~

~~On and after July 1, 2007, a person shall not spray primers or coatings containing chromium unless such operations are conducted in a manner in which all overspray containing chromium is captured and directed to air pollution control equipment which is operating during spraying operations. Spray enclosures shall meet the following criteria:~~

- ~~(A) Exhaust from all spray enclosures shall be ventilated such that a continuous inward flow of air is maintained at all air openings during spraying operations; and~~
- ~~(B) The average inward face velocity of air through an open face enclosure a spray booth shall be a minimum of 100 feet per minute or other minimum velocity approved by the Executive Officer; and~~

- ~~(C) After spraying operations have ceased, the exhaust system shall be kept in operation to remove contaminated air within the spray enclosure for a minimum of:
 - ~~(i) three air exchanges within the spray enclosure; or~~
 - ~~(ii) five minutes.~~~~
 -)
- (2) **Transfer Efficiency**

On and after January 1, 2006, a person shall not apply primers or coatings containing chromium at a facility at which such coatings are sprayed unless they are applied according to operating procedures specified by the equipment manufacturer, or applicable permit conditions, and by use of one of the following methods:

 - (A) Flow Coater, Roll Coater, or Dip Coater; or
 - (B) Hand Application Methods; or
 - (C) High-Volume, Low-Pressure (HVLP); or
 - (D) Electrostatic Application; or
 - (E) Such other alternative application methods as are demonstrated to the Executive Officer, using District approved procedures, to be capable of achieving at least equivalent transfer efficiency to the method in subparagraph (d)(2)(C) and for which written approval of the Executive Officer has been obtained.
- (3) **Requirements for Facilities Spraying Primers or Coatings Containing Chromium**

Before July 1, 2007, the owner or operator of a facility with a one or more new or existing sources subject to this rule shall comply with one of the following:

 - (A) Provided a facility does not emit hexavalent chromium except through sources subject to this rule, the owner or operator of a facility shall demonstrate in a Compliance Plan submitted pursuant to paragraph (d)(4) that emissions of hexavalent chromium from all spraying operations do not exceed the emission limits in clause (d)(3)(A)(i) or (d)(3)(A)(ii), as appropriate, as calculated after air pollution controls, where applicable, in accordance with the procedures in Appendices 1 and 2.:
 - (i) 0.018 lbs per year, calculated from July 1 through June 30 of each year, or applicable emission limit adjusted for receptor

- ~~distance and operating schedule in Table 2-2, if a facility is located more than 25 meters (82 ft) from a residential or sensitive receptor; or~~
 - (ii) ~~0.007 lbs per year, calculated from July 1 through June 30 of each year, if a facility is located 25 meters (82 ft) or less from a residential or sensitive receptor, or located 100 meters (328 ft) or less from an existing school; or~~
 - (B) ~~Ventilate each source at a facility to air pollution control equipment with a rated particulate filtration efficiency of 99.97% or higher, for particulate matter 0.3 microns and larger; or~~
 - (C) ~~Demonstrate that facility-wide emissions of all toxic air contaminants result in a cancer risk at all receptor locations through submittal of an approved health risk assessment that reflects representative operating conditions, or submittal of a Risk Reduction Plan developed pursuant to Rule 1402 that is fully implemented prior to July 1, 2007, or submittal of evidence of enforceable permit conditions that limit cancer risk to:~~
 - (i) ~~25 in a million if a facility is located more than 25 meters (82 ft) from a residential or sensitive receptor; or~~
 - (ii) ~~10 in a million if a facility is located 25 meters (82 ft) or less from a residential or sensitive receptor, or located 100 meters (328 ft) or less from an existing school.~~
- (4) **Compliance Plan**
 - (A) ~~On or before January 1, 2006, the owner or operator of a source complying with the requirements of subparagraph (d)(3)(A), or an existing source complying with the requirements of subparagraph (d)(3)(C) that does not have an approved health risk assessment as of January 1, 2006 shall submit a Compliance Plan to the Executive Officer subject to plan fees specified in Rule 306. The compliance plan shall include the following information:~~
 - (i) ~~Facility name, address and contact person; and,~~
 - (ii) ~~SCAQMD permit numbers or application numbers for all equipment subject to this rule; and,~~
 - (iii) ~~Calculations for annual emissions of hexavalent chromium, for any twelve consecutive months of data during calendar years 2004 and 2005, except as approved by the Executive~~

- ~~Officer. Emissions shall be calculated in accordance with the procedure in Appendix 1; and,~~
- ~~(iv) Material Safety Data Sheets (MSDS) for all products which list chromium, hexavalent chromium or a chromate, used in a source subject to this rule; and,~~
 - ~~(v) Information on nearby receptors, including the distances to the nearest residence, commercial or industrial receptor, sensitive receptor and school, measured in accordance with the procedure in Appendix 2; and,~~
 - ~~(vi) Information on spraying operations, including the number of gallons sprayed per year for each product containing chromium or chromate, except as approved by the Executive Officer, and type of spray method; and,~~
 - ~~(vii) Information on emission release parameters, including height of stack for emissions released from a stack, or the dimensions and height of the building in which the spraying operation occurs, for emissions released inside of a building; and,~~
 - ~~(viii) Average inward face velocity of the spray enclosure, as required by subparagraph (d)(1)(B), and the method and instrument used to measure the average inward face velocity; and,~~
 - ~~(ix) Calculation of the length of time necessary to exhaust the volume of air required by clause (d)(1)(C)(i), if applicable; and,~~
 - ~~(x) Source test results submitted pursuant to subdivision (g), if applicable; and,~~
 - ~~(xi) Calculation of hexavalent chromium emissions from touch-up and repair operations under subdivision (h), if applicable.~~
- ~~(B) After review of the data submitted under subparagraph (d)(4)(A), the Executive Officer will notify facilities in writing whether the Compliance Plan is approved or disapproved. If a Compliance Plan is disapproved, the owner or operator shall resubmit the Compliance Plan, subject to plan fees specified in Rule 306, within 60 days after notification of disapproval of the Compliance Plan. The resubmitted Compliance Plan shall include the information required under~~

- subparagraph (d)(4)(A), and the owner or operator shall correct any deficiencies as identified in the Compliance Plan disapproval letter.
- (C) After review of the data in a Compliance Plan submitted pursuant to subparagraph (d)(4)(B), the Executive Officer will notify facilities in writing whether the Compliance Plan is approved or disapproved.
- (D) If a Compliance Plan submitted pursuant to subparagraph (d)(4)(C) is disapproved, the owner or operator shall comply with the requirements of subparagraph (d)(3)(B) within twelve months after notification that the Compliance Plan is disapproved.
- (E) Posting of Compliance Plan Approval Letter
- (i) The Compliance Plan approval letter for equipment not subject to a facility permit under Regulation XXX or Regulation XX shall be mounted so as to be clearly visible in an accessible place within 8 meters (26 feet) of the spray booth enclosure identified in the Compliance Plan submitted under paragraph (d)(4), or as otherwise approved in writing by the Executive Officer.
- (ii) The Compliance Plan approval letter for equipment subject to a facility permit under Regulation XXX or Regulation XX shall be kept with the facility permit, or as otherwise approved in writing by the Executive Officer.
- (F) The owner or operator of a facility shall comply with all conditions in an approved Compliance Plan.
- (5) Application Submittal for New Control Equipment or Permit Modification
Not later than July 1, 2006, an owner or operator of a facility shall submit to the Executive Officer complete application(s) for new control equipment or modification of existing control equipment, as specified in the Compliance Plan to meet the requirements specified in paragraph (d)(3).
- (6) Notification of Compliance
On or before July 1, 2007, the owner or operator of a source not required to submit a compliance plan pursuant to paragraph (d)(4) shall submit a Notification of Compliance to the Executive Officer. The Notification of Compliance shall include the following information:
- (A) The facility name, address and contact person; and

- ~~(B) A statement, signed by a responsible official that the facility is in compliance with the requirements of subparagraph (d)(3)(B) or (d)(3)(C), as appropriate; and,~~
- ~~(C) Evidence of compliance with subparagraph (d)(3)(B) or (d)(3)(C), including but not limited to:
 - ~~(i) Application or permit number of each source required under paragraph (d)(5); and,~~
 - ~~(ii) A copy of the approval to use source test results submitted pursuant to clause (d)(4)(A)(x), if applicable; and,~~
 - ~~(iii) The approval date and approved cancer risk of a health risk assessment demonstrating compliance with subparagraph (d)(3)(C), if applicable; and,~~
 - ~~(iv) Emissions or risk calculations from all sources subject to this rule emitting hexavalent chromium, if applicable.~~~~
- (7) Housekeeping

Effective July 1, 2005, the owner or operator of a source subject to this rule shall conduct spraying and cleanup operations in a manner that minimizes fugitive emissions of atomized paint particles, including but not limited to the criteria in subparagraphs (d)(7)(A) and (d)(7)(B).

 - (A) When removing protective floor, wall or exhaust coverings within the spray booth enclosure, the operator shall:
 - (i) Operate the ventilation system; and,
 - (ii) Ensure that the door of a fully enclosed spray booth is closed; and,
 - (iii) Encapsulate those materials contaminated with primers or coatings containing chromium that are intended to be disposed of in a bag or container before removing from the spray booth.
 - (B) The owner or operator of a source subject to this rule shall not operate the ventilation system when one or more filters, including HEPA filters are being removed or replaced.
- (e) Emissions Inventory and Health Risk Assessment
 - (1) The owner or operator of a facility complying with the requirements specified in subparagraph (d)(3)(C) that does not have an approved health

risk assessment as of January 1, 2006, shall submit to Executive Officer not later than July 1, 2006, an emissions inventory and health risk assessment prepared pursuant to Rule 1402 for existing sources, and new sources where a permit application is submitted on or before January 1, 2006.

- (2) ~~The facility wide cancer risk of a health risk assessment submitted pursuant to paragraph (e)(1) shall be calculated in accordance with the Risk Assessment Procedures referenced in Rule 1402. Health risk from chromium spraying operations shall be presented:~~

- ~~(A) With existing controls; and~~
- ~~(B) After installation of proposed controls, if appropriate, using the default filter efficiency listed in Table 1-2, or an alternate filter efficiency approved by the Executive Officer, or source test results approved by the Executive Officer, if applicable.~~

- (3) ~~After review of all data required under paragraphs (d)(4), (e)(1) and (e)(2), the Executive Officer will notify facilities in writing if the health risk assessment submitted under paragraphs (e)(1) and (e)(2) is approved or disapproved, and the approved cancer risk of the health risk assessment. If the approved health risk assessment conducted pursuant to paragraph (e)(1) results in a cancer risk that exceeds the cancer risk levels specified in subparagraph (d)(3)(C) or the health risk assessment is disapproved the owner or operator of a facility shall:~~

- ~~(A) submit an application for permit(s) to operate the control equipment required to meet subparagraph (d)(3)(B) within six months after the date of notification of the approved or disapproved health risk assessment; and~~
- ~~(B) comply with the applicable requirements of subparagraph (d)(3)(B) no later than 12 months after notification of the approved or disapproved health risk assessment.~~

- (4) ~~The owner or operator of a facility complying with the requirements of subparagraph (d)(3)(C), shall comply with enforceable conditions to ensure that the facility complies with the risk requirements specified in clauses (d)(3)(C)(i) or (d)(3)(C)(ii).~~

(f) **Addition of New Sources and Modification to Existing Sources**

- (1) ~~For permit applications submitted for new or modified existing sources after January 1, 2006 and on or before July 1, 2007, the owner or operator~~

~~of facility shall demonstrate compliance with subparagraphs (d)(3)(A), (d)(3)(B), or (d)(3)(C) on or before July 1, 2007.~~

- (2) ~~After July 1, 2007, the owner or operator of a facility that submits a permit application for a new or modified existing source subject to this rule shall demonstrate compliance with paragraph (d)(3) upon submittal of the permit application. Demonstration of compliance with paragraphs (d)(3) shall require submittal of a:~~
 - (A) ~~new compliance plan pursuant to paragraph (d)(3) if complying with the requirements of subparagraph (d)(3)(A); or~~
 - (B) ~~revised emissions inventory and health risk assessment prepared pursuant to Rule 1402, if complying with the requirements of subparagraph (d)(3)(C).~~
- (3) ~~The owner or operator of a facility submitting a permit application for a new or modified existing source subject to this rule in which there is not an increase in emissions and in which there is not an increase in health risk at any receptor location shall not be required to comply with the requirements of paragraph (f)(2).~~

(g) Source Test Results

~~Results from a source test conducted for the purpose of demonstrating mass emissions from a new or existing source subject to this rule may be used as the basis for calculating facility emissions in order to demonstrate compliance with the emission limit in subparagraph (d)(3)(A) or to calculate emissions from spraying operations under clause (d)(4)(A)(iii). Unless otherwise approved in writing by the Executive Officer, the following criteria shall be met:~~

- (1) ~~The source test protocol and source test report are approved by the Executive Officer prior to January 1, 2006; and,~~
- (2) ~~Both total chromium and hexavalent chromium were measured during the source test; and,~~
- (3) ~~The air pollution control equipment configuration is identical to the configuration when the equipment was tested; and,~~
- (4) ~~The operating parameters of all affected air pollution control equipment are identical or substantially similar to the source tested equipment; and,~~
- (5) ~~The chromate-containing primer or coating sprayed during the source test has the highest percentage by weight of chromium of any primer or coating currently sprayed at the facility.~~

(h) Exemptions

- (1) ~~The requirements of paragraph (d)(1) shall not apply to any touch up and repair operation spraying coatings containing chromium that is conducted outside of a spray enclosure, provided the touch up and repair operation is not performed outside of a building, and emissions and cancer risk from the touch up and repair operation are calculated and included in an approved Health Risk Assessment which meets the risk levels specified in subparagraph (d)(3)(C).~~
- (2) ~~The requirements of paragraph (d)(1) and (d)(2) shall not apply to any touch up and repair operation spraying coatings containing chromium that is conducted outside of a spray enclosure, provided the touch up and repair operation is not performed outside of a building; and~~
 - (A) ~~Emissions from the touch up and repair operation are calculated in an approved Compliance Plan; and~~
 - (B) ~~Total facility wide emissions of hexavalent chromium from all spraying operations are demonstrated to be less than the level in subparagraph (d)(3)(A).~~

(i) Compliance Test Methods

- (1) ~~Capture efficiency of the emissions collection system shall be determined by EPA Test Method 204—Criteria for and Verification of a Permanent or Temporary Total Enclosure, or any other method approved by the Executive Officer.~~
- (2) ~~Transfer efficiency of alternative coating application methods under subparagraph (d)(2)(E) shall be determined in accordance with the SCAQMD method "Spray Equipment Transfer Efficiency Test Procedure for Equipment User, May 24, 1989", or subsequent revisions.~~

(j) Recordkeeping Requirements

- (1) ~~Effective July 1, 2005, the owner or operator of a facility subject to this rule shall maintain records to demonstrate compliance with the applicable requirements in subdivisions (d) and (h). At a minimum, records shall include all of the following information:~~
 - (A) ~~Purchase records of primers or coatings containing chromium used for spray coating operations; and~~

- ~~(B) Material Safety Data Sheets or Technical Data Sheets provided with the materials subject to the requirements of subparagraph (j)(1)(A) that indicate the weight percent of chromate(s) in the primer or coating, and the density of the primer or coating; and~~
 - ~~(C) Daily usage records for each primer or coating subject to this requirement, applied or used daily; and~~
 - ~~(D) Application method for each primer or coating used; and~~
 - ~~(E) Calculations conducted according to the procedures outlined in Appendix 1 and Appendix 2 that demonstrate annual mass emissions from each source subject to this rule, in pounds per year.~~
 - ~~(2) The owner or operator of a facility subject to this rule shall maintain records to demonstrate compliance with the monitoring requirements of subdivision (k). The following parameters shall be recorded:~~
 - ~~(A) The name of the person(s) performing the inspection and/or maintenance operations; and~~
 - ~~(B) The date, time and results of the inspection; and~~
 - ~~(C) The date, time and description of any maintenance activity or repairs resulting from the inspection; and~~
 - ~~(D) The pressure drop across the air pollution control system filter media. Pressure drop shall be recorded once per week, for any week in which spraying operations using coatings containing chromium are conducted on one or more days.~~
 - ~~(3) Records shall be kept in a format acceptable to the District for a minimum of three years and shall be made available to District personnel upon request.~~
- (k) Monitoring Requirements**
 - (1) Weekly Inspection of Air Pollution Control Equipment**

~~The owner or operator of a facility subject to this rule shall perform a weekly visual inspection of the equipment and filter media subject to this rule for leaks, broken or torn filter media, and improperly installed filter media.~~
 - (2) Pressure Drop Across Air Pollution Control Equipment Filter Media**

~~The owner or operator of a facility shall install a gauge to continuously monitor the pressure drop across the air pollution control equipment filter media. A gauge shall be located so that it can be easily visible and in clear~~

~~sight of the operation or maintenance personnel. The pressure drop across the air pollution control equipment filter media shall be maintained at or below the pressure drop prescribed by a permit condition, or by the manufacturer's recommended operating range if no permit condition limits pressure drop.~~

~~(f)~~ **Reporting Requirements**

~~Annual Chromium Coatings Usage Report~~

~~The owner or operator of a facility with a source subject to this rule complying with subparagraph (d)(3)(A) or subparagraph (d)(3)(C) shall submit a report to the Executive Officer by September 1 each year with the following information:~~

- ~~(1) Facility name, address and contact person; and,~~
- ~~(2) Annual usage of each coating or primer containing hexavalent chromium for the previous fiscal year (July 1 through June 30), in gallons per year; and,~~
- ~~(3) Chromate content of each coating or primer containing chromium used during the previous fiscal year (July 1 through June 30); and,~~
- ~~(4) Permit number or application number of each spray booth used to spray chromium; and,~~
- ~~(5) Usage of coatings or primers containing chromium in each spray booth used to spray chromium.~~

Appendix 1 – Inward Face Air Velocity Measurement Procedures

1. Applicability

This method applies to an owner or operator of a chromate spraying operation required to measure the inward face air velocity of a spray booth to demonstrate compliance with the requirements in subdivision (g).

2. Equipment – Anemometer

The anemometer shall be capable of measuring the inward face air velocity in feet per minute (fpm) within an appropriate velocity range with an accuracy within +/- 10% of full scale.

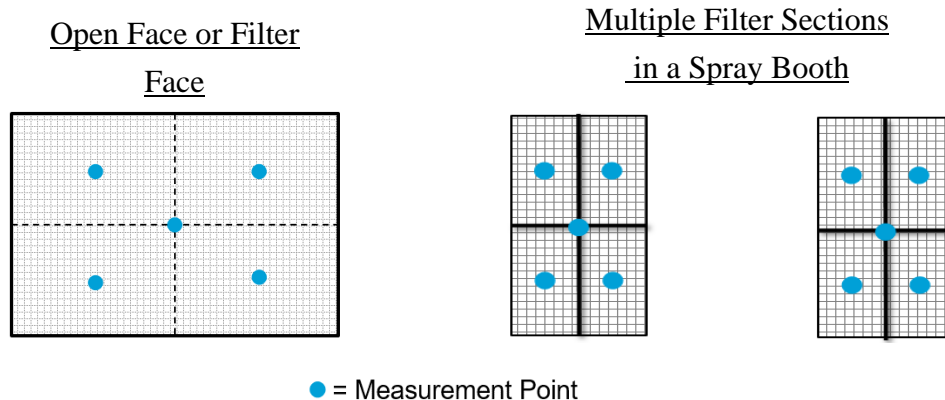
The anemometer shall be operated and calibrated per the manufacturer's recommendations.

3. Test Conditions

The inward face air velocity measurement test shall be conducted while the spray booth is in normal operation and under typical conditions representative of the facility's chromate spraying operation.

4. Procedure

The inward face air velocity measurement shall be conducted over a five-point grid pattern as shown in the below examples:



For an enclosed spray booth, the inward face air velocity measurements shall be taken between 6 and 12 inches from the exhaust filters.

For an open face spray booth, the inward face air velocity measurements shall be taken no more than one inch inside the plane of the open face.

5. Reporting

The following information shall be provided for each inward face air velocity measurement.

Proposed Amended Rule 1469.1 (PAR 1469.1 May 7, 2021)~~(Adopted March 4, 2005)~~

Anemometer Model:

Anemometer Calibration Factor:

Anemometer Calibration Date:

Inward Face Air Velocity Measurements:

Upper Left: fpm

Upper Right: fpm

Center: fpm

Lower Left: fpm

Lower Right: fpm

Measurements Performed by:

Measurement Date:

Appendix 1 – Emission Calculation Method

This Appendix establishes the emission calculation method that must be used in accordance with subparagraph (d)(3)(A) of Rule 1469.1, except for facility operators submitting source test results under subdivision (g), or an alternative procedure approved by the Executive Officer.

Emissions of hexavalent chromium from spraying operations must be calculated in accordance with the procedures specified.

Step 1: Identify all primers or coating that contain chromium or chromate. Examples of chromates commonly formulated in coatings include strontium chromate, zinc chromate, lead chromate, calcium chromate and barium chromate.

Step 2: Determine the percentage by weight of chromate in each primer or coating. This data can be obtained from the Material Safety Data Sheet (MSDS) for the product, or by contacting the manufacturer. Chromate percentage may be given as a single value (ex: SrCrO_4 —15%/wt), or it may be given as a range (ex: Zinc Chromate—12%/wt—22%/wt). Use the highest value to calculate emissions if chromate content in a primer or coating is given as a range.

Step 3: Determine the fraction of hexavalent chromium in the chromate. This is the molecular weight of chromium in the chromate, divided by the molecular weight of the entire chromate. All chromium in the chromate is assumed to be hexavalent. The hexavalent fraction of common chromates used in primers and coatings is given in Table 1-1.

Table 1A-1 – Hexavalent Fraction of Common Chromate Primers

Chromate	Molecular Formula	Hexavalent Fraction
Barium Chromate	BaCrO_4	0.205
Calcium Chromate	CaCrO_4	0.333
Lead Chromate	PbCrO_4	0.161
Strontium Chromate	SrCrO_4	0.255
Zinc Chromate	$\text{ZnCrO}_4 \cdot 7\text{HOH}$	0.169

Step 4: Determine the density for each primer or coating used during the year. This data may be obtained from the Material Safety Data Sheet (MSDS) or the Technical Data Sheet (TDS) supplied with each primer or coating. Density data may be given in bulk density (ex: density = 9.2 lbs/gallon) or as specific gravity (ex: s.g. = 1.15). Multiply specific gravity by 8.34 to obtain bulk density.

Proposed Amended Rule 1469.1 (PAR 1469.1 May 7, 2021)(Adopted March 4, 2005)

Step 5: Compile the annual usage for each primer or coating sprayed during the year that contains chromium or chromate. Usage is the number of gallons of each primer or coating.

Step 6: Determine the control efficiency of the filters in your air pollution control (APC) system. A source test approved by the Executive Officer may be used, if both inlet and outlet concentrations of particulate matter were measured during the source test. Use the default control efficiencies in Table 1-2 if no source test data are available. If more than one type of filter is used in series to control emissions (ex: blanket type filter followed by two stage NESHAP-compliant filters), only consider the highest rated control efficiency.

Table 1-2 – Default Control Efficiencies

Control Equipment	Control Efficiency
Conventional Spray Booth Filters	90%
Water wash Booth	
Two-stage Aerospace NESHAP-compliant Filters	
Pocket type Filters	
Accordion Filters	
Three-stage Aerospace NESHAP-compliant Filters	95%
Cartridge Filters	99%
Bag House	
High Efficiency Particulate Arrestor (HEPA) Filters (individually dioctyl phthalate (DOP) or equivalent tested)	99.97%

Note: If a filter manufacturer guarantees a control efficiency higher than the default values in Table 1-2 for the type of filter media in use (for particulate sizes greater than 0.3 microns), submit the manufacturer's test data with your Compliance Plan for consideration. The actual control efficiency used to evaluate your Compliance Plan is up to the discretion of The Executive Officer, based on the data presented.

Step 7: Calculate hexavalent chromium emissions, after existing control equipment, for each primer or coating containing chromium or chromate used during the year.

$$\begin{aligned} \text{Emissions (lbs/yr)} = & \\ & [\text{Usage (gallons/yr)}] * \\ & [\text{Coating Density (lbs/gal)}] * \\ & [\text{Chromate Content (\%/wt)}] * \end{aligned}$$

Proposed Amended Rule 1469.1 (PAR 1469.1 May 7, 2021)~~(Adopted March 4, 2005)~~

$$\begin{aligned} & \{\text{Hexavalent Fraction of Chromate}\}^* \\ & \{1 - \text{Transfer Efficiency (\%)}\}^* \\ & \{1 - \text{Filter Efficiency (\%)}\} \end{aligned}$$

~~Use 65% transfer efficiency unless another transfer efficiency has been approved by the Executive Officer. Provide a separate calculation for each primer or coating that contains chromate used at your facility during the calendar year.~~

Step 8: ~~Sum emissions from each primer or coating sprayed at your facility during the year that has chromium or chromate.~~

**~~Appendix 2—Distance-Adjusted Annual Emission Levels For Facilities
Located More Than 25 Meters (82 ft) from a Residence or Sensitive Receptor.~~**

~~Facilities complying with the facility-wide emission limit in clause (d)(3)(A) may adjust the annual emission limit, according to actual receptor distance. Use the following tables to determine the appropriate annual emissions for compliance with the limits in subparagraph (e)(3)(A), according to the distance to the nearest receptor. The nearest receptor includes commercial, industrial, sensitive and residential receptors. Use Table 2-1 for the distance measurement criteria, and use Table 2-2 to look up the emission limit for the nearest commercial/industrial receptor, and for the nearest sensitive/residential receptor. The allowable emission limit for your facility is the lower of the two values.~~

Receptor distance is measured as follows:

**Table 2-1
Measuring Receptor Distance**

Source Type	Measure From:	Measure To:
Single Stack Venting Chrome-Spraying Process(es)	Stack	Property Line of Nearest Receptor
Multiple Stacks Venting Chrome-Spraying Process(es)	Centroid of Stacks	Property Line of Nearest Receptor
Emissions Released Inside of Building	Center of Building	Property Line of Nearest Receptor

Table 2-2
Distance-Adjusted Hexavalent Chromium Emissions For Equipment
Subject to Subparagraph (d)(3)(A)

Distance—to Nearest Receptor	Meters	≥25	30	35	40	45	50	55	60
	Feet	≥82	98	115	131	148	164	180	197
Spray—Booth Operating Schedule	Nearest Receptor Type	Distance-adjusted Annual Emission Limit (lbs/yr)							
12 Hrs/Day or Less	Residential or Sensitive	0.018	0.019	0.02	0.022	0.024	0.027	0.029	0.032
More Than 12 Hrs/Day	Residential or Sensitive	0.032	0.032	0.032	0.032	0.032	0.032	0.034	0.036
12 Hrs/Day or Less	Commercial or Industrial	0.021	0.023	0.025	0.027	0.029	0.032	0.035	0.039
More Than 12 Hrs/Day	Commercial or Industrial	0.038	0.038	0.038	0.038	0.038	0.038	0.041	0.043

Distance—to Nearest Receptor	Meters	65	70	75	80	85	90	95	100
	Feet	213	230	246	262	279	295	312	328
Spray—Booth Operating Schedule	Nearest Receptor Type	Distance-adjusted Annual Emission Limit (lbs/yr)							
12 Hrs/Day or Less	Residential or Sensitive	0.037	0.042	0.049	0.053	0.058	0.064	0.071	0.081
More Than 12 Hrs/Day	Residential or Sensitive	0.039	0.042	0.045	0.048	0.051	0.055	0.059	0.064
12 Hrs/Day or Less	Commercial or Industrial	0.044	0.05	0.059	0.064	0.07	0.077	0.086	0.097
More Than 12 Hrs/Day	Commercial or Industrial	0.047	0.05	0.055	0.058	0.062	0.066	0.071	0.077

SOUTH COAST AIR QUALITY MANAGEMENT DISTRICT

Final Staff Report Proposed Amended Rule 1469.1 – Spraying Operations Using Coatings Containing Chromium

May 2021

Deputy Executive Officer

Planning, Rule Development and Area Sources
Sarah Rees, Ph.D.

Assistant Deputy Executive Officer

Planning, Rule Development and Area Sources
Susan Nakamura

Planning and Rules Manager

Planning, Rule Development and Area Sources
Jillian Wong, Ph.D.

Authors:

Yunnie Osias – Air Quality Specialist
Tiffani To – Assistant Air Quality Specialist

Contributors:

John Anderson – Air Quality Analysis and Compliance Supervisor
Jason Aspell – Acting Deputy Executive Officer
Jack Cheng – Senior Enforcement Manager
Shah Dabirian, Ph.D. – Program Supervisor
Yadira DeHaro-Hammock – Senior Air Quality Chemist
Mitch Haimov – Senior Air Quality Engineering Manager
Garrett Kakishita – Supervising Air Quality Inspector
Sinae Kim – Supervising Air Quality Engineer
David Lui – Senior Air Quality Engineer
Simin Mehrabani – Senior Air Quality Engineer
Kevin Ni – Air Quality Specialist
Barbara Radlein – Program Supervisor
Dipankar Sakar – Program Supervisor
Amanda Sanders – Air Quality Analysis and Compliance Supervisor
Areio Soltani – Air Quality Specialist
Brian Vlasich – Air Quality Specialist
Bill Welch – Source Testing Manager

Reviewed by:

Michael Laybourn – Program Supervisor
William Wong – Principal Deputy District Counsel

**SOUTH COAST AIR QUALITY MANAGEMENT DISTRICT
GOVERNING BOARD**

Chairman: DR. WILLIAM A. BURKE
Speaker of the Assembly Appointee

Vice Chairman: BEN BENOIT
Mayor Pro Tem, Wildomar
Cities of Riverside County

MEMBERS:

LISA BARTLETT
Supervisor, Fifth District
County of Orange

JOE BUSCAINO
Council Member, 15th District
City of Los Angeles Representative

MICHAEL A. CACCIOTTI
Mayor Pro Tem, South Pasadena
Cities of Los Angeles County/Eastern Region

VANESSA DELGADO
Senate Rules Committee Appointee

GIDEON KRACOV
Governor's Appointee

SHEILA KUEHL
Supervisor, Third District
County of Los Angeles

LARRY MCCALLON
Mayor Pro Tem, Highland
Cities of San Bernardino County

V. MANUEL PEREZ
Supervisor, Fourth District
County of Riverside

REX RICHARDSON
Vice Mayor, City of Long Beach
Cities of Los Angeles County/Western Region

CARLOS RODRIGUEZ
Mayor Pro Tem, Yorba Linda
Cities of Orange County

JANICE RUTHERFORD
Supervisor, Second District
County of San Bernardino

EXECUTIVE OFFICER:

WAYNE NASTRI

TABLE OF CONTENTS

CHAPTER 1 – BACKGROUND.....	1
INTRODUCTION	2
REGULATORY HISTORY OF RULE 1469.1	2
<i>Point Source Compliance Options</i>	2
<i>Transfer Efficiency, Spray Booth Operations, and Other Requirements</i>	3
<i>Housekeeping</i>	3
<i>Monitoring</i>	3
<i>Recordkeeping and Reporting</i>	3
<i>Exemptions</i>	3
OTHER REGULATIONS	4
<i>Aerospace NESHAP</i>	4
<i>6H NESHAP</i>	4
<i>California Air Resources Board</i>	4
<i>European Union</i>	5
HEALTH EFFECTS OF HEXAVALENT CHROMIUM.....	5
CHROMATE COATINGS	6
<i>Alternatives to Coatings Containing Chromates</i>	6
NEED FOR PROPOSED AMENDMENTS TO RULE 1469.1	7
<i>Outdated Point Source Compliance Options</i>	7
<i>Lack of Spray Booth Parameter Monitoring</i>	7
<i>Minimal Fugitive Emission Control Requirements</i>	8
<i>Uncontrolled Sources</i>	9
PUBLIC PROCESS	9
CHAPTER 2 – INDUSTRY CHARACTERIZATION	10
PROCESS AND EQUIPMENT DESCRIPTIONS	11
<i>Chromate Coatings</i>	11
<i>Spray Booths</i>	11
<i>Filter Media</i>	14
<i>Spray Equipment</i>	14
<i>Workpiece Support Equipment</i>	15

<i>Dried Chromate Coating Removal</i>	15
<i>Demasking</i>	15
SPRAY BOOTH AIR POLLUTION CONTROL OPERATING PARAMETERS	16
<i>Collection Efficiency</i>	16
<i>Control Efficiency</i>	16
PATHWAYS FOR FUGITIVE EMISSIONS	17
<i>Fugitive Emissions from Overspray Exiting a Spray Booth</i>	17
<i>Dried Coatings Exiting a Spray Booth</i>	17
<i>Workpiece Support Equipment</i>	18
<i>Dried Chromate Coating Removal Activities</i>	18
<i>Demasking Activities</i>	18
<i>Improper Waste Storage</i>	18
OVERVIEW OF FACILITIES.....	18
<i>Site Visits and Facility Survey</i>	18
CHAPTER 3 – SUMMARY OF PROPOSED AMENDED RULE 1469.1	20
OVERALL APPROACH	21
PROPOSED AMENDED RULE 1469.1	21
<i>Purpose – Subdivision (a)</i>	21
<i>Applicability – Subdivision (b)</i>	21
<i>Definitions – Subdivision (c)</i>	21
<i>Reorganization of Rule 1469.1</i>	22
<i>Point Source Requirements – Subdivision (d)</i>	23
<i>Alternate Point Source Requirements for Chromate Spraying Operations With Compliance Plans or Health Risk Assessments Approved Before [Date of Rule Adoption] – Subdivision (e)</i>	25
<i>Point Source Requirements for Dried Chromate Coating Removal Activities – Subdivision (f)</i>	26
<i>Spray Booth Requirements – Subdivision (g)</i>	26
<i>Requirements for Building Enclosures – Subdivision (h)</i>	30
<i>Housekeeping Requirements – Subdivision (i)</i>	31
<i>Best Management Practices – Subdivision (j)</i>	34
<i>Pressure Drop Across Filter Media – Subdivision (k)</i>	36
<i>Spray Booth Exhaust Duct Cleaning Requirements – Subdivision (l)</i>	38

<i>Recordkeeping Requirements – Subdivision (m)</i>	39
<i>Prohibitions – Subdivision (n)</i>	40
<i>Interim Requirements for Facilities – Subdivision (o)</i>	41
<i>Exemptions – Subdivision (p)</i>	41
<i>Appendix 1 - Inward Face Air Velocity Measurement Procedures</i>	41
CHAPTER 4 – IMPACT ASSESSMENT	43
AFFECTED SOURCES.....	44
EMISSIONS IMPACT.....	44
CALIFORNIA ENVIRONMENTAL QUALITY ACT.....	44
SOCIOECONOMIC ASSESSMENT	44
DRAFT FINDINGS UNDER CALIFORNIA HEALTH AND SAFETY CODE SECTION 40727.....	50
<i>Requirements to Make Findings</i>	50
<i>Necessity</i>	50
<i>Authority</i>	50
<i>Clarity</i>	50
<i>Consistency</i>	50
<i>Non-Duplication</i>	50
<i>Reference</i>	50
COMPARATIVE ANALYSIS.....	50
APPENDIX A – RESPONSE TO COMMENTS	64

LIST OF TABLES

Table 1 - Comparison of Housekeeping Requirements in South Coast AQMD Toxic Metal Rules	8
Table 2 - Summary of Definitions	22
Table 3 – Prior Requirements	23
Table 4 – Spray Booth Inward Face Velocity Requirements	27
Table 5 – Measurement or Demonstration Frequency	28
Table 6 - Cleaning Frequencies	32
Table 7 – Minimum Pressure Drop Across Final Stage Filters	37
Table 8 – Estimated Annual Compliance Cost of PAR 1469.1.....	48
Table 9 – Compliance Cost of PAR 1469.1 by Industry.....	49

LIST OF FIGURES

Figure 1 – Example of an Open Face Non-Bench Spray Booth.....	12
---	----

Figure 2 – Examples of Enclosed Non-Bench Spray Booths.....	12
Figure 3 – Example of an Open Face Bench Spray Booth.....	13
Figure 4 – Examples of Enclosed Bench Spray Booths.....	13
Figure 5 – Example of an HVLP Spray Gun.....	14
Figure 6 – Example of a Downdraft Table.....	15
Figure 7 – Schedule For Air Velocity Measurement or PTE Demonstration	29
Figure 8 – Schedule After a Failure to Meet Air Velocity or PTE Demonstration Requirements	30
Figure 9 – PAR 1469.1 Facility Locations.....	46

CHAPTER 1 – BACKGROUND

INTRODUCTION

Rule 1469.1 is designed to reduce hexavalent chromium emissions from the spraying of coatings that contain hexavalent chromium, referred to as “chromate coatings.” Chromate coatings typically are applied onto metal substrates as an anti-corrosion agent in the aerospace, military, and commercial industries. Proposed Amended Rule 1469.1 (PAR 1469.1) is designed to further reduce hexavalent chromium emissions from the spraying of chromate coatings. PAR 1469.1 includes requirements for chromate spraying facilities and includes requirements for related operations at those facilities, adds provisions to minimize the release of fugitive emissions, and enhances parameter monitoring of air pollution controls. PAR 1469.1 also updates requirements consistent with current toxic metal rules and removes outdated definitions and provisions.

REGULATORY HISTORY OF RULE 1469.1

Rule 1469.1 was adopted on March 4, 2005, and includes requirements for point sources, transfer efficiency, spray booth operation, housekeeping, monitoring, reporting, and recordkeeping.

Point Source Compliance Options

Rule 1469.1 provides operators with three point source compliance options: Option A: Annual Emission Limit; Option B: Air Pollution Control Device; or Option C: Facility-wide Risk Limit. The rule established a July 1, 2007 compliance date for point source requirements. Option A (Annual Emission Limit) is applicable to facilities where the only source of hexavalent chromium is chromate spraying. Under this option, the facility must demonstrate that annual emissions are below a specific emission limit. The emission limit varies based on the distance to residential and/or sensitive receptors, including existing schools. The Option A emission limits are based on the maximum allowable emissions using a Tier 2 screening risk analysis that was based on a Maximum Individual Cancer Risk (MICR) of 25-in-a-million (or 10 in a million if less than 25 meters of a residential/sensitive receptor or less than 100 meters from an existing school). These emission limits were developed before the Office of Environmental Human Hazard Analysis (OEHHA) updated their health risk guidance in 2015.¹ Based on revised 2015 OEHHA health risk guidance, the current Rule 1469.1 emission limit in clause (d)(3)(A)(i) would be reduced from 0.018 to 0.0006 pounds per year for facilities located more than 25 meters from a residential or sensitive receptor. As discussed later in this report, PAR 1469.1 is proposing to remove Option A.

Option B (Air Pollution Control Device) requires a facility to ventilate each chromate spray coating operation to air pollution control equipment with a rated particulate filtration efficiency of 99.97% or higher, for particulate matter 0.3 microns in size (the filtration efficiency of High Efficiency Particulate Air (HEPA) filters). Based on recent data, there are 115 Rule 1469.1 facilities, and nearly all comply with Option B point source requirements.

Under Option C (Facility-Wide Risk Limit), a facility is required to demonstrate that facility-wide emissions of all toxic air contaminants would not exceed a maximum cancer risk level of either 10 in-a-million or 25 in-a-million, depending on the distance to the receptor and the type of receptor. Under existing rule provisions, compliance with Option C is demonstrated either through an approved health risk assessment (HRA), approved Risk Reduction Plan, or enforceable permit

¹ Office of Environmental Health and Hazard Assessment. *Air Toxics Hot Spots Program Guidance Manual for Preparation of Health Risk Assessments* January 19, 2021 from <https://oehha.ca.gov/media/downloads/cmr/2015guidancemanual.pdf>

conditions. There are two large aerospace facilities currently meeting the requirements of Rule 1469.1 under Option C. Each facility has an approved health risk assessment, one approved in 2000 and one approved in 2015 using the revised 2015 OEHHA health risk guidance.

Transfer Efficiency, Spray Booth Operations, and Other Requirements

Transfer efficiency is the fraction of coating that adheres to the part when spraying techniques are used. Rule 1469.1 requires a minimum coating application transfer efficiency of 65%, which is at least equivalent to the transfer efficiency when using a high-volume, low-pressure (HVLP) spraying technique.

Rule 1469.1 also includes general requirements for spray booths operations. Specifically, exhaust from spray booths must be vented such that there is a continuous inward airflow at all air opening during spraying operations, and the average inward face velocity through an open face spray booth shall be a minimum of 100 feet per minute or other approved minimum velocity. The existing rule does not include a requirement on how to demonstrate continuous inward airflow. After spraying operations have ceased, the Rule also requires the exhaust system's continued operation to remove contaminated air within the spray booth. The rule also prohibits a spray booth ventilation system's operation when one or more spray booth filters are being replaced.

Housekeeping

Rule 1469.1 requires that spraying and cleanup operations be conducted in a manner that minimizes fugitive emissions of atomized paint particles. The rule does not include requirements for areas to be cleaned, minimum cleaning frequencies, or approved cleaning methods. The rule specifies that when protective floor, wall, and exhaust coverings are removed, the ventilation system must be operating with the doors of an enclosed booth closed. Protective coverings intended for disposal must be encapsulated inside the booth, but there are no requirements for placing collected materials within closed containers.

Monitoring

Rule 1469.1 also requires weekly visual inspections of the spray booth and filters for leaks, broken or torn filter media, and improperly installed filter media. The rule requires the use of a gauge to measure the pressure drop across the spray booth filters continuously. The pressure drop is required to be maintained at or below the maximum pressure drop established by permit conditions or manufacturer recommendations. There are no requirements for Rule 1469.1 facilities to conduct source tests.

Recordkeeping and Reporting

Rule 1469.1 establishes recordkeeping requirements for chromate coatings usage and housekeeping. There are also recordkeeping requirements for the visual inspections and pressure drop readings. Rule 1469.1 includes annual reporting requirements of chromate coating use for facilities that comply with the Annual Emissions or the Facility-wide Risk Limit compliance options.

Exemptions

Rule 1469.1 includes limited exemptions for touch up and repair operations conducted outside of a spray booth, but within a building provided emissions and cancer risk from touch up and repair,

operation are calculated and included in an approved Health Risk Assessment or compliance plan which meets the applicable risk levels.

OTHER REGULATIONS

Aerospace NESHAP

Spraying of chromate coatings at some aerospace facilities is also currently regulated under the federal National Emission Standards for Hazardous Air Pollutants for Aerospace Manufacturing and Rework Facilities (Aerospace NESHAP), 40 CFR Part 63, Subpart GG². The Aerospace NESHAP was promulgated in September 1995 and last amended in December 2015, and applies to facilities that are major sources of hazardous air pollutant emissions. The federal regulations establish filtration efficiency requirements for dry particulate filters for new and existing sources, based on the aerodynamic particle size range of paint overspray. Under the Aerospace NESHAP, new sources (construction commenced on or after October 1996) are required to pass the air stream through either a three-stage dry filter system or a HEPA filter system before exhausting it to the atmosphere. Existing sources are required to pass the air stream from chromate spraying through either a two-stage dry filtration system or a waterwash system before exhausting it to the atmosphere. When spraying coatings containing chromates, the Aerospace NESHAP requires that the filters meet a control efficiency of at least 95%.

6H NESHAP

The NESHAP for Paint Stripping and Miscellaneous Surface Coating Operations at Area Sources, 40 CFR Part 63, Subpart HHHHHH (6H NESHAP)³ regulates the spraying of chromate coatings on metal and plastic substrates at facilities that are not major source facilities. The 6H NESHAP was promulgated in January 2008 and, in part, applies to facilities that spray coatings containing chromium and other inorganic hazardous air pollutants. The regulation requires spraying operations to be conducted in spray booths or preparation stations equipped with filters that achieve at least a 98% control efficiency, or in waterwash booths that are maintained according to manufacturer's specifications and consistent with good air pollution control practices. The 6H NESHAP also requires painters to have completed training in techniques to minimize paint overspray and has notification and recordkeeping requirements.

California Air Resources Board

The California Air Resources Board (CARB) develops Air Toxic Control Measures (ATCMs) for several mobile and stationary source categories as part of the State's air toxics program. The ATCMs are codified in the California Code of Regulations (CCR), and local air districts are required to implement the ATCMs or adopt or enforce equally effective or more stringent regulations. CARB has developed an ATCM for emissions from thermal spraying operations. Thermal spraying is not addressed in Rule 1469.1, but the South Coast AQMD has proceeded as

² United States Environmental Protection Agency. *Subpart GG—Aerospace Manufacturing and Rework Facilities: National Emission Standards for Hazardous Air Pollutants*. (2015). Retrieved 18 March 2021, from <https://www.govinfo.gov/content/pkg/FR-2015-12-07/pdf/2015-30356.pdf>.

³ United States Environmental Protection Agency. *Subpart HHHHHH—National Emission Standards for Hazardous Air Pollutants: Paint Stripping and Miscellaneous Surface Coating Operations at Area Sources*. (2008). Retrieved 23 March 2021, from <https://www.govinfo.gov/content/pkg/FR-2008-01-09/pdf/E7-24718.pdf>.

allowed by law to implement the thermal spraying ATCM through permit conditions on thermal spraying equipment. CARB has also developed an ATCM for Emissions of Hexavalent Chromium and Cadmium Motor Vehicle and Mobile Equipment Coatings. South Coast AQMD Rule 1151 – Motor Vehicle and Mobile Equipment Non-Assembly Line Coating Operations prohibits the use of automotive coating containing hexavalent chromium as part of CARB automotive coatings ATCM implementation. There are no ATCMs for chromate spray coating operations.

European Union

On June 1, 2007, the European Chemicals Agency (ECHA) adopted a REACH regulation (an acronym for Regulation, Evaluation, Authorization, and Restriction of Chemicals) to regulate all chemical substances used in industrial processes and day-to-day lives. Under REACH, companies must identify and manage the risk of substances they manufacture and market in the European Union. Eventually, the goal is to substitute the most hazardous substances with safer alternatives.

On April 17, 2013, ECHA added several of the most common forms of hexavalent chromium on its “Authorisation List,” citing them as carcinogenic and mutagenic and classifying them as “substances of high concern.” On July 22, 2017, a second group of compounds was added, including strontium chromate and potassium hydroxyoctaoxodizincatedichromate (commonly known as zinc potassium chromate or zinc chromate) which can be found in chromate coatings.

After the established sunset date, compounds placed on the Authorisation List are prohibited from use in, and importation into the EU, unless companies that produce or use them submit applications to exempt them for specific uses. If ECHA approves an application, the chemical will be permitted for use and the approval can apply to both upstream producers and downstream users. The first group of hexavalent chromium compounds' sunset date was September 21, 2017, and January 22, 2019, for the second group.

The EU's Committees for Risk Assessment and Socioeconomic Analysis has approved several authorisations or exemptions with specific conditions for the use of hexavalent chromium applied to the surface of products. These authorisations are made on behalf of several downstream users. They cover a broad range of industry sectors such as car manufacturing, aerospace, aeronautics, and the manufacture of metals and construction equipment.⁴ For more information on the EU's program and authorisations, please refer to their website at <https://echa.europa.eu/>.

HEALTH EFFECTS OF HEXAVALENT CHROMIUM

In 1986, the California Air Resources Board (CARB) identified hexavalent chromium as a human carcinogen and toxic air contaminant. A “toxic air contaminant” or TAC is defined as “an air pollutant which may cause or contribute to an increase in mortality or an increase in serious illness, or which may pose a present or potential hazard to human health” (H&SC Section 39655(a)).

Hexavalent chromium⁵ is one of the most potent carcinogens. Hexavalent chromium is a multipathway toxic air contaminant, meaning there are multiple exposure pathways for a person to be exposed, such as inhalation and ingestion. Inhalation of hexavalent chromium can cause both

⁴ European Chemicals Agency. Retrieved February 11, 2021 from <https://echa.europa.eu/>

⁵ Office of Environmental Health and Hazard Assessment. *Health Effects of Hexavalent Chromium*. Retrieved January 14, 2021 from <https://oehha.ca.gov/air/health-effects-hexavalent-chromium>.

cancer and non-cancer health effects. Inhalation of hexavalent chromium over a long period of time increases the risk of lung cancer and nasal cancer. The non-cancer effects of being exposed to hexavalent chromium at high levels over time can cause or worsen health conditions such as irritation of the nose, throat and lungs; allergic symptoms (wheezing, shortness of breath); and nasal sores and perforation of the membrane separating the nostrils.

The California Environmental Protection Agency's Office of Environmental Health Hazard Assessment (OEHHA) developed cancer potency factors to estimate cancer risk associated with hexavalent chromium exposure. Using OEHHA's methodology to determine health risk, continual exposure to 0.045 ng/m³ of hexavalent chromium for 30 years is estimated to increase cancer risk to 25 in a million. Exposure over shorter periods would be associated with lower cancer risks.

CHROMATE COATINGS

Chromate coatings are primers, topcoats, and other types of coatings that contain chromates. A chromate is any salt or ester of chromic acid and is a form of hexavalent chromium found in coatings. Typical forms of these chromates are strontium chromate, zinc chromate, and barium chromate. Chromate coatings are typically applied onto metal substrates in the aerospace, military, and commercial industries as an anti-corrosion agent. Due to their toxicity, there are ongoing attempts to find alternative coatings that are as effective but do not contain hexavalent chromium.

Alternatives to Coatings Containing Chromates

Hexavalent chromium has been widely used for corrosion protection with applications in electroplating, stainless steel production, welding, chromate painting, and wood preservation. In 1978 and 1980, numerous studies by the World Health Organization (WHO) reported the carcinogenic nature of hexavalent chromium. It is known exposure can induce nose, throat, eye and skin irritation, and significantly increase an individual's risk of lung cancer. Due to increasing health concerns, legislation, initiatives, and organizations are working on transitions to alternative solutions.

On April 8, 2009, the Department of Defense signed a memorandum to minimize hexavalent chromium use. To mitigate the health risks of hexavalent chromium, Military Departments were directed to invest in appropriate research and development for alternative solutions, explore ways to reduce hexavalent chromium by-products, authorize the use of suitable alternatives, and share knowledge and findings. This policy applies to all new program starts, new program increments, and procurement of infrastructure materials, goods, and services.

The Advanced Surface Engineering Technologies for a Sustainable Defense (ASETSDefense) is a Department of Defense initiative sponsored by the Strategic Environmental Research and Development Program (SERDP) and the Environmental Security Technology Certification Program (ESTCP). The goal is to facilitate new cost-effective, environmentally friendly technologies for surface engineering (coatings and surface treatment) while reducing or eliminating environmental safety and occupational health impacts from coatings and treatment processes that utilize hexavalent chromium, coatings that contain cadmium, and coatings that contain volatile organic compounds. SERDP and ESTCP have developed a database to provide access to background information and technical data from research, development, test, and

evaluation efforts on alternatives to products containing hexavalent chromium. ASETSDefense also conducts workshops and presentations to exchange information on alternative solutions.⁶

NEED FOR PROPOSED AMENDMENTS TO RULE 1469.1

Amendments to PAR 1469.1 are needed to update point source requirements, add control device parameter monitoring, enhance measures to reduce and contain fugitive emissions, and address emissions from dried coating removal activities.

Outdated Point Source Compliance Options

As previously discussed, nearly all facilities presently comply with the existing Rule 1469.1 control device option (Option B). No facilities are complying with Option A. Two facilities comply with Option C using approved health risk assessments that demonstrate that the facility-wide risk is below the rule's limit. Health risk assessments conducted before OEHHA's 2015 risk assessment guidance will not reflect current risk assessment methodologies that will have estimated risks that are approximately three times higher for residential or sensitive receptors even with no change in emissions. The approved health risk assessment also represents a one-time snapshot of facility operating conditions that may not reflect current conditions. Over time, chromate spray coating operating conditions may be within the established permit conditions but could be different than the actual emissions used to estimate health risk. Additionally, other TAC sources, outside of chromate spraying, could be added or modified at a facility, which may affect the overall facility-wide health risk. Moreover, the types and locations of sensitive receptors near a facility may change over time, changing a facilities' estimated health risk. There is also no requirement that the facility's operations be limited to the emissions used to estimate the health risks in the health risk assessment and no requirement to update the health risk assessment periodically as operations change or as health risk assessment procedures are updated. As discussed later in this report, PAR 1469.1 removes the Option A and Option C compliance options and preserves the control device requirement (Option B) for all new or modified facilities.

Lack of Spray Booth Parameter Monitoring

Spray booth collection or control efficiency tests are not typically conducted, and source tests are not required under 1469.1 or conducted as part of the permitting process. Source testing is a challenge at chromate spray coating operations because the tests are generally conducted over a four-hour period. Since spraying operations tend to be intermittent and not continuous, source testing spraying operations may not represent "normal" operations. Rule 1469.1 requires facilities to continuously monitor the pressure drop across the spray booth exhaust filters and ensure that the pressure drop is below the maximum value established under permit conditions. This existing requirement identifies when filters are becoming clogged and need replacement; however, other methods, such as monitoring minimum pressure drop values, can notify an operator of potential filtration system issues.

Rule 1469.1 also includes a requirement that the average inward face velocity of air through an open face enclosure be a minimum of 100 feet per minute (fpm). However, the rule does not specify a method to measure inward face velocity, and there are no requirements for facilities to

⁶ Advanced Surface Engineering Technologies for a Sustainable Defense. Retrieved February 11, 2021 from <https://www.serdp-estcp.org/assetsdefense>.

measure inward face velocity routinely. Moreover, this provision is only applicable to open face spray enclosures, and there are no similar provisions for enclosed spray booths. Requiring facilities to routinely measure inward face velocities using a specific test method can be another technique to ensure the air pollution control device is properly operating.

Minimal Fugitive Emission Control Requirements

Rule 1469.1 currently includes housekeeping requirements to control fugitive emissions. Table 1 compares housekeeping requirements in current amended and adopted South Coast AQMD toxic metal particulate rules to existing Rule 1469.1 requirements. As shown in Table 1, recently amended or adopted toxic metal particulate rules require the use of approved cleaning methods, such as wet cleaning methods, to ensure that cleaning activities do not result in the generation of fugitive emissions. Recent toxic metal particulate rules also establish routine cleaning requirements in specific areas, cleanup of spills, and procedures for waste collection and storage to reduce the potential for fugitive emissions. As presented in Table 1, Rule 1469.1 presently does not include these requirements.

Table 1 - Comparison of Housekeeping Requirements in South Coast AQMD Toxic Metal Rules

Rule Provisions	Rule 1407 Metal Melting (Cadmium, Arsenic, and Nickel)	Rule 1420 Lead Standards (Lead)	Rule 1420.1 Lead-Acid Battery Recycling (Lead, Arsenic)	Rule 1420.2 Lead Metal Melting (Lead)	Rule 1430 Metal Grinding (Various Metals)	Rule 1469 Anodizing and Plating (Hexavalent Chromium)	Rule 1469.1 Coating Spraying (Hexavalent Chromium)
Approved Cleaning Methods	Yes	Yes	Yes	Yes	Yes	Yes	No
Routine Cleaning	Yes	Yes	Yes	Yes	Yes	Yes	No
Cleaning Spills	Yes	Yes	Yes	Yes	No	Yes	No
Waste Collection and Storage	Yes	Yes	Yes	Yes	Yes	Yes	No

Improved housekeeping reduces the potential for chromate-containing materials to accumulate on surfaces and then be disturbed and re-entrained. The use of approved housekeeping methods to collect particulate matter can reduce the potential for fugitive emissions. Improved housekeeping involves properly handling these collected wastes laden with chromate coatings using closed containers and storing cleaning materials within an enclosed building.

Uncontrolled Sources

Dried Coating Removal

Many Rule 1469.1 facilities conduct operations that involve sanding or scuffing of parts previously coated with chromate coatings. These activities, referred to as dried chromate coating removal, can result in the generation of fine particles that can become airborne. Facilities may conduct dried chromate coating removal in a controlled environment, such as within a spray booth or a clean room, where particles can be collected; however, those particles can exit the facility through the exhaust if they are not vented to appropriate air pollution controls. Facilities may also conduct these activities on downdraft tables, which use negative air to capture dust particles vented to a filtration system. However, a downdraft table may not adequately capture all emissions if the part is too large to rest entirely on the table. Rule 1469.1 does not include specific requirements to control emissions from these sources, and if control devices are used at a facility, the Rule does not include any performance standards.

Demasking

Facilities may also conduct demasking activities that involve removing tape or other materials used to prevent the adhesion of coatings to portions of workpieces subject to chromate spraying. As the masking material is removed from the part, dried chromate coating particles can flake away from the masking material. While these particles may not be as small as particles generated during dried coating removal activities, there is a potential for fugitive emissions from these activities. Rule 1469.1 does not include any specific provisions for demasking activities.

PUBLIC PROCESS

Development of PAR 1469.1 is being conducted through a public process. A PAR 1469.1 Working Group has been formed to provide the public and stakeholders an opportunity to discuss important details about the proposed rule and provide South Coast AQMD staff with input during the rule development process. The PAR 1469.1 Working Group includes representatives from businesses, environmental groups, public agencies, and consultants. South Coast AQMD has held one working group meeting at the South Coast AQMD Headquarters in Diamond Bar and five working group meetings via Zoom Video Communications (Zoom). The meeting at South Coast AQMD Headquarters was held on March 4, 2020. The meetings held via Zoom were on June 10, 2020, July 22, 2020, September 9, 2020, October 22, 2020, January 13, 2021, and March 10, 2021. A Public Workshop was held on February 18, 2021, via Zoom to present the proposed amended rule and receive public comment.

CHAPTER 2 – INDUSTRY CHARACTERIZATION

PROCESS AND EQUIPMENT DESCRIPTIONS

Chromate coatings are typically sprayed inside a spray booth vented to a combination of conventional spray booth filters, multi-stage filters, and High-Efficiency Particulate Air (HEPA) filters to control and capture overspray. The workpieces may be placed on racks, stands, and other workpiece support equipment during the spraying operation. Portions of the workpieces may be protected by masking tape or other masking material to prevent the adherence of coatings. After the spraying operation is concluded, workpieces may be cured within the booth. The workpiece support equipment may be used to transport the workpieces to a separate oven or placed in another area in the facility for curing. Once the curing process is completed, masking materials are removed, and any excess dried coating may be removed through physical or mechanical means, such as buffing, scuffing, sanding, or grinding.


Chromate Coatings

Chromate coatings are typically applied onto metal substrates as an anti-corrosion agent in the aerospace, military, and commercial industries. Chromate coatings include primers, topcoats, and other types of coatings that contain chromates. Common forms of chromates found in coatings include strontium chromate, zinc chromate, and barium chromate.

Spray Booths

A spray booth is a power-ventilated structure used to control and capture overspray, vapor, and residue. Activities are conducted within a spray enclosure vented to a filtration system to capture particles before the air exits through the spray booth exhaust ducting. The negative airflow through the spray booth's enclosure is controlled by an exhaust fan. There are various configurations of spray booths. A spray booth can be enclosed or have an open face. An enclosed spray booth is enclosed on all sides during operation, where the only openings are for makeup air. An open face spray booth has one side that is not enclosed, and air flows through the open face horizontally during operation. Spray booths may be non-bench booths or bench booths. A non-bench spray booth is a typical spray booth where both the operator and workpiece are within the spray enclosure area during operations. A bench spray booth is usually used for smaller workpieces and has a raised spray enclosure area where the operator cannot stand. Bench spray booths are typically open-faced; however, there are enclosed bench spray booths with integral work gloves that the operator must use to operate the booth (similar to an abrasive blasting cabinet). Figures 1 through 4 provide examples of various spray booth configurations.

Figure 1 – Example of an Open Face Non-Bench Spray Booth**Figure 2 – Examples of Enclosed Non-Bench Spray Booths**

Figure 3 – Example of an Open Face Bench Spray Booth⁷**Figure 4 – Examples of Enclosed Bench Spray Booths**

⁷ Spray Systems Inc. *Bench Spray Paint Booths*. Retrieved February 9, 2021, from <https://www.spraysystems.com/products/bench-spray-paint-booths>

Filter Media

To meet the pollution control requirements under Option B, a spray booth where chromate coatings are sprayed must be vented to HEPA filters or better. HEPA filters are individually tested and certified by the manufacturer to have a control efficiency of not less than 99.97% on particles that are 0.3 microns in size. The HEPA filters are typically the last stage of filter media before the exhaust; a spray booth will also typically have a prefilter and one or more layers of filter media that are less expensive with lower control efficiencies upstream of the HEPA filters to capture most of the coating particles to extend the life of the more expensive HEPA filter.

When filters are loaded with overspray material, they must be replaced with new filters to prevent rupture and to allow sufficient airflow through the booth. Rule 1469.1 requires the installation of a pressure gauge at the booth to monitor the pressure drop across the filter media. A Permit to Operate may also require a spray booth to have a pressure gauge dedicated to measuring the pressure drop across the HEPA filters.

Spray Equipment

Facilities that apply chromate coatings often spray the coatings onto workpieces. Rule 1469.1, as with other South Coast AQMD coating rules, reduces overspray by requiring facilities to use high-volume low-pressure (HVLP) or electrostatic spray equipment. Figure 5 is an example of an HVLP spray gun. Facilities may also use other application methods demonstrated to have at least a 65% transfer efficiency. Transfer efficiency is the ratio of the weight of coating solids adhering to an object to the total weight of coating solids used in the application process, expressed as a percentage. Operations, where coatings are hand applied or applied by flow coater, roll coater, dip coater, are not subject to these requirements since transfer efficiency should be much higher than that of using spray method and should not lead to overspray.

Figure 5 – Example of an HVLP Spray Gun




Workpiece Support Equipment

Racks, stands, and other equipment used to hold or support workpieces during spraying and drying operations are referred to as workpiece support equipment. This equipment is often also used to transport workpieces and hold finished parts throughout the facility as part of the overall work process.

Dried Chromate Coating Removal

For the purposes of PAR 1469.1, the physical or mechanical removal of dried coatings from workpieces (e.g., buffing, scuffing, sanding, grinding) is referred to as dried chromate coating removal. Some facilities currently conduct dried chromate coating removal activities within a spray booth or under a hood to control and reduce fugitive emissions of dried coating particles. Facilities may also conduct dried coating removal activities on downdraft tables to reduce fugitive emissions. Downdraft tables are workbenches with built-in ventilation to capture dust, smoke, and fumes and draw them away from the material being worked on (see Figure 6). They typically consist of a perforated surface whose underside is connected to a ventilation or dust collection system, including filters certified as HEPA or better. South Coast AQMD requires downdraft tables and other air pollution control devices to control fugitive emissions of dried chromate coatings to be issued Permits to Operate.

Figure 6 – Example of a Downdraft Table



Demasking

Prior to applying coatings, facilities may apply masking tape or other masking materials onto particular areas of workpieces to prevent the adherence of coatings. After the coating has been sprayed on and has cured, the masking materials are removed, potentially disturbing the dried coatings that adhered onto the masking material. Demasking activities may generate larger dried coating particles than dried chromate coating removal activities and may be conducted in areas without fugitive emission controls.

SPRAY BOOTH AIR POLLUTION CONTROL OPERATING PARAMETERS

There are two critical elements of spray booth operation: collection efficiency and control efficiency.

Collection Efficiency

Collection efficiency ensures that a pollution control device is collecting coating particles. In the case of a spray booth, it ensures that coating particles are directed towards the filters at an appropriate velocity. Low collection efficiency can lead to increased fugitive emissions. An indicator of collection efficiency in a spray booth is the inward face air velocity-the measured speed of a spray booth's inlet air. The air velocity can be measured at the front of the filters or at the opening of an open face booth. Velocity measurements taken at the opening of an open face spray booth indicate that the velocity at the filter face should be at least the same or greater.

A spray booth can also demonstrate collection efficiency by meeting the criteria for a permanent total enclosure (PTE). The criteria are listed in U.S. EPA Method 204 - Criteria For and Verification of a Permanent or Temporary Total Enclosure (Method 204)⁸. The criteria are:

- Any natural draft opening (NDO) shall be at least four equivalent opening diameters from each emissions point;
- The total area of all NDOs shall not exceed 5% of the surface area of the enclosure's four walls, floor, and ceiling;
- The average facial velocity of air through all NDOs shall be at least 200 feet per minute (fpm). The direction of airflow through all NDOs shall be into the enclosure; and
- All access doors and windows that are not considered NDOs must be closed during routine operations.

Open face spray booths would likely not meet the criteria for a PTE due to the large size of their openings.

Control Efficiency

Control efficiency establishes the percent control of the pollution control device; a spray booth's control efficiency is dependent on the efficiency of the filtration system. Spray booths vented to HEPA filters have a 99.97% control efficiency on 0.3 micron particles. While source testing is the most direct way to measure a spray booth's air pollution control efficiency, there are difficulties that prevent the use of source tests at facilities with chromate spray coating operations. For example, the outlet measurements for a source test generally require four hours of continuous operation time. Since chromate spraying operations are generally not continuous over a four-hour period, requiring a source to operate for four hours would not represent typical operating conditions at the facility.

One common method to monitor filter performance is the use of a pressure differential gauge at the spray booth to measure the pressure drop across the HEPA filter media. HEPA filters have a pressure drop operating range typically specified by the manufacturer. The spray booth's South

⁸ United States Environmental Protection Agency. Method 204 - Permanent (PTE) or Temporary Total Enclosure (TTE) for Determining Capture Efficiency. (2019, January 14). https://www.epa.gov/sites/production/files/2019-06/documents/method_204_0.pdf.

Coast AQMD Permit to Operate may also specify the maximum and minimum pressure drop limits. If the pressure drop exceeds the maximum limit of the range, it indicates that the filters are clogged and must be replaced. If the pressure drop is below the minimum limit of the range, it indicates that there may be a tear, gap, or other issues with the integrity of the filter media, which would allow overspray to exit through the exhaust duct. While filter media pressure gauges are required for all spray booths where chromate coating spraying operations are conducted, a dedicated pressure gauge is needed to monitor the HEPA filters' status since they determine the highest control efficiency for the spray booth.

PATHWAYS FOR FUGITIVE EMISSIONS

There are multiple pathways that fugitive emissions can be created and discharged from facilities that conduct chromate spraying operations. If not well controlled, the accumulation of fugitive emissions in and around a facility can impact neighbors. Fugitive emissions can be generated during spraying operations and ancillary operations such as dried coating removal and demasking activities and movement of equipment and materials containing or laden with chromate coatings. Approaches to minimize fugitive emissions generally include minimizing the accumulation of chromate coatings through housekeeping procedures, containment of chromate coatings that can become fugitive, and minimizing the release of fugitive emissions through best management practices and building enclosures.

Fugitive Emissions from Overspray Exiting a Spray Booth

If a spray booth's ventilation control system is not operating properly during a chromate spraying operation, overspray may not be drawn towards the filter media and exit out the open face of an open face spray booth, as well as through any ingresses or egresses of an enclosed booth that are not closed during spraying. If the collection efficiency of the pollution controls is not adequate, there will also be a greater accumulation of overspray within the spray booth, which can be tracked out through foot traffic and movement of equipment out of the spray booth. An owner or operator conducting a spraying operation too close to a spray booth opening may also lead to overspray exiting the booth.

Dried Coatings Exiting a Spray Booth

Over time, if not cleaned regularly, the surfaces of a spray booth will accumulate dried coating particles from overspray. The removal and replacement of used filters and other activities conducted within the booth can also deposit dried coating particles onto the spray booth surfaces. The movement of people and equipment in and out of the booth can track the dried coating particles out of the booth. Facilities may also line their spray booths with protective coverings to collect overspray. If conducted improperly, the removal of these protective coverings could disturb the dried overspray, which can exit the booth.

Workpiece Support Equipment

Racks, stands, and other workpiece support equipment present in a spray booth while chromate coatings are being sprayed may become coated with overspray. Over time, a substantial accumulation of dried coating on workpieces can occur. Unlike the thin uniform layer of coating applied on workpieces, the dried coating material that builds up over time on workpiece support equipment can be uneven and rough and can protrude out from the equipment. Handling of the workpiece support equipment and the movement of the equipment around the facility can cause pieces of the dried coating material to fall off onto the ground, which can then be crushed into fine particles by foot traffic and equipment movement.

Dried Chromate Coating Removal Activities

Dried chromate coating removal activities such as grinding, buffing, and sanding directly create fine chromate coating particles that can easily become fugitive emissions if not vented to air pollution controls. Chromate particles from dried coating removal activities can also accumulate on surfaces and become a source of fugitive emissions if not cleaned.

Demasking Activities

Demasking can also be a source of fugitive emissions if not well contained. Demasking disturbs the dried coatings sprayed on the masking material, which can flake off and deposit onto the ground and other surfaces. Dried coatings associated with demasking activities are generally small chips and pieces of dried coatings. If accumulated on surfaces, they can be ground into fine particles by foot traffic and equipment movement and can become a source of fugitive emissions if not cleaned.

Improper Waste Storage

A facility's chromate spray coating operation generates various types of waste materials that may contain chromate coatings. Used filters, masking materials, spray booth protective coverings, and disposable personal protective equipment are laden with dried chromate coating particles, and if not properly disposed of in closed containers, can be potential sources of fugitive emissions.

OVERVIEW OF FACILITIES

Based on permitting data, there are approximately 115 facilities expected to be impacted by PAR 1469.1, with 231 spray booths. Of those spray booths, 100 are open face non-bench spray booths, 66 are enclosed non-bench spray booths, and 18 are bench spray booths, of which at least six are enclosed bench spray booths. Based on the available information, the configuration of the remaining booths was unclear; however, all are permitted to conduct chromate spray coating operations. With the exception of facilities that have complied with point source requirements under Option C, all spray booths permitted for chromate spray coating operations are equipped with HEPA or better filtration. Four spray booths at two facilities that comply with the Rule 1469.1 Option C facility-wide cancer risk limits are not required to be equipped with HEPA filters.

Site Visits and Facility Survey

As part of PAR 1469.1 development, staff conducted site visits at 16 facilities and observed 30 paint spray booths. Staff also distributed a survey on January 31, 2020, to the known universe of

spraying facilities to gather information about equipment, operations, and general industry practices and approaches to housekeeping and waste disposal. Thirty-one (31) facilities returned completed survey responses.

During the site visits and compliance inspections, housekeeping procedures and schedules were observed to be inconsistent across facilities. Some facilities conducted daily housekeeping procedures while others described housekeeping frequencies as weekly, or on an as-needed basis. Some facilities used vacuum equipment with HEPA filtration for housekeeping, while others used shop vacuums, which would not meet the definition of a PAR 1469.1 HEPA vacuum. Waste collection and storage procedures also varied between facilities, with some facilities immediately placing waste materials in closed containers while others allowed wastes to accumulate or placed wastes in open containers.

Staff also observed demasking activities that were conducted in different environments with varying fugitive dust-reducing measures. In some cases, demasking was conducted on a down draft table, and waste material was immediately placed into closed containers. In other instances, used masking tape containing dried chromate coatings was allowed to accumulate in the open.

Survey responses to a question regarding the frequency of housekeeping in spray booth areas corroborated that housekeeping frequency varied across the facilities. Fifteen (15) facilities conducted daily cleaning, but some cleaned less frequently: every other day, once a week, once a month, or had no set cleaning frequency. Survey responses also found that a majority of the thirty-one respondents, eighteen (18) facilities, did not conduct spray booth parameter monitoring outside of the required filter pressure drop, while the remaining facilities responded that they conducted tests for air velocity and capture efficiency. Survey responses also indicated that dried chromate coating removal activities were often conducted in spray booths, or in other controlled environments, such as clean rooms, or on downdraft tables. However, demasking activities were not conducted in controlled environments, and facilities did not indicate if they implemented any housekeeping or control measures to reduce fugitive emissions from these activities.

CHAPTER 3 – SUMMARY OF PROPOSED AMENDED RULE 1469.1

OVERALL APPROACH

The objective of PAR 1469.1 is to further reduce hexavalent chromium emissions from spraying operations and from related activities such as dried chromate coating removal activities at facilities that spray chromate coatings. PAR 1469.1 accomplishes this with updated point source requirements and control device parameter monitoring. Updated point source provisions include a requirement for a minimum of HEPA filtration for all new spray booths and a minimum of HEPA control devices for all dried coating removal activities. Amended parameter monitoring provisions include requirements to measure inward air velocity within spray booths and monitor pressure drop at the spray booth filtration system. PAR 1469.1 also includes updated housekeeping requirements and adds best management practices and building enclosure requirements. Housekeeping requirements and best management practices minimize the accumulation of materials that may contain chromates outside of spray booths that can become fugitive emissions. Building enclosure requirements prevent the migration of fugitive emissions from leaving a facility. PAR 1469.1 also includes amended provisions for visual inspections, new requirements for exhaust duct cleaning, amended recordkeeping requirements, prohibitions of new open faced spray booths, and amended exemptions.

The following is a description of PAR 1469.1 provisions.

PROPOSED AMENDED RULE 1469.1

Purpose – Subdivision (a)

The purpose of PAR 1469.1 is to reduce emissions of hexavalent chromium from spray coating, and a clarification has been added to also include operations related to spray coating.

Applicability – Subdivision (b)

The applicability of PAR 1469.1 remains unchanged in that the rule applies to facilities that spray chromate coatings. However, the language was amended to reflect the phrase “chromate coatings,” which refers to coatings containing chromates, the form in which hexavalent chromium is found in paint. The thermal spraying exemption is moved to Exemptions in subdivision (p).

Definitions – Subdivision (c)

PAR 1469.1 includes definitions for specific terms. Several definitions are based on other recent toxic metal particulate rules, while other definitions are unique to PAR 1469.1.

Table 2 provides a list of modified, new, and removed PAR 1469.1 definitions. Please refer to PAR 1469.1 for actual definitions. Key definitions are discussed in the associated rule requirement discussions.

Table 2 - Summary of Definitions

Modified Definitions	New Definitions	Removed Definitions
<ul style="list-style-type: none"> • Chromate • Coating • Compliance Plan Approval Letter • Electrostatic Application • Hand Application Method • High Efficiency Particulate Air Filter • High-Volume, Low-Pressure Spray • Open Face Spray Booth • Overspray • Sensitive Receptor • Thermal Spraying Operations • Touch Up and Repair Operation • Transfer Efficiency 	<ul style="list-style-type: none"> • Approved Cleaning Method • Bench Spray Booth • Building Enclosure • Enclosed Spray Booth • Demasking Activity • Dried Chromate Coating Removal Activity • HEPA Vacuum • Permanent Total Enclosure • Spray Booth • Sticky Mat • Workpiece Support Equipment 	<ul style="list-style-type: none"> • Capture Efficiency • Coating Application Equipment • Control Efficiency • Equipment • Existing Air Pollution Controls • Existing School • Existing Source or Source • New Source • Primer • Receptor • Residential Receptor • Responsible Official • Spraying Operation or Spraying Process

Reorganization of Rule 1469.1

Rule 1469.1 subdivision (d) includes general requirements for spray booth operation, transfer efficiency, compliance options for point source emissions, provisions for compliance plan submittal, compliance notifications, and housekeeping requirements. Subdivisions (e), (f), and (g) of the existing Rule 1469.1 establish provisions related to the compliance options described in Chapter 1. Existing Rule 1469.1 subdivisions (h), (i), (j), (k), and (l) include exemptions, compliance test methods, recordkeeping requirements, monitoring requirements, and reporting requirements, respectively. Many of the existing Rule 1469.1 requirements have been maintained or amended but have been reorganized into different subdivisions of PAR 1469.1 to be consistent with recent toxic metal particulate rules. Additionally, PAR 1469.1 includes interim requirements in subdivision (o), where the current rule provisions remain in place until new requirements become effective. Table 3 provides a summary of current rule provisions and the corresponding requirements in PAR 1469.1. A discussion of PAR 1469.1 requirements follows Table 3.

Table 3 – Prior Requirements

Rule 1469.1 Requirement	Rule 1469.1 Reference	PAR 1469.1 Requirement	PAR 1469.1 Reference
Inward Face Velocity	(d)(1)(B)	Interim Requirements for Facilities	(o)(1)
Post Spraying Ventilation	(d)(1)(C)	Best Management Practices	(j)(2)(B)
Transfer Efficiency	(d)(2)	Best Management Practices	(j)(3)
Control Device	(d)(3)(B)	Point Source Requirements	(d)(1)
Health Risk Compliance Options*	(d)(3)(A) and (d)(3)(C)	Alternate Point Source Requirements	(d)(1)(B)(d)(1)(C) and subdivision (e)
Compliance Plan Provisions*	(d)(4) to (d)(6)	Removed	-
Housekeeping	(d)(7)	Interim Requirements for Facilities	(o)(2)
Emission Inventory	(e)	Removed	-
New and Modified Sources	(f)	Removed	-
Source Test Results	(g)	Removed	-
Exemptions	(h)	Exemptions	(p)
Capture Efficiency Test Method	(i)(1)	Removed – Replaced with Velocity Test Method	Appendix 1
Alternative Transfer Efficiency Test Method	(i)(2)	Best Management Practices	(j)(3)(C)
Recordkeeping Requirements	(j)	Recordkeeping Requirements	(m)
Visual Monitoring	(k)(1)	Visual Inspections	(j)(8)
Pressure Drop Monitoring	(k)(2)	Interim Requirements for Facilities	(o)(3)
Reporting Requirements*	(l)	Removed	-

*Applicable to existing facilities with approved Health Risk Assessments.

Point Source Requirements – Subdivision (d)

Rule 1469.1 includes three point source compliance options: Option A: Annual Emission Limit; Option B: Air Pollution Control Device; or Option C: Facility-wide Risk Limit. PAR 1469.1 will remove Option A and requires all new facilities comply with current Rule 1469.1 air pollution control device requirements. PAR 1469.1 also includes provisions for the two facilities currently complying under Option C to continue to be subject to existing requirements until air pollution control device requirements can be met or the facility submits the necessary permit modifications to limit chromate emissions to what was analyzed in the approved HRA that was performed using the revised 2015 OEHHHA health risk guidance. The following paragraphs describe subdivision (d) requirements.

Air Pollution Control Device Efficiency (d)(1)

Subparagraph (d)(1)(A) establishes the requirement that chromate spray coating operations be vented to an air pollution control system equipped with HEPA filters or filters that are individually tested and certified by the manufacturer to have a control efficiency of at least 99.7 percent on 0.3 micron or smaller particles. As mentioned, this is an existing requirement; however, the air pollution control device description has been modified. Specifically, existing Rule 1469.1 requires the ventilation of each spraying operation to air pollution equipment with a rated particulate filtration efficiency of 99.97 percent or higher, for particulate matter 0.3 microns or larger. However, this description was intended to describe HEPA filters, but it does not allow other control technologies that surpass HEPA, such as ULPA filters. Accordingly, the control device description in subparagraph (d)(1)(A) is proposed to be modified to allow the use of HEPA or better filtration. For reference, ULPA filters are a subset of HEPA filters that are certified to achieve a higher minimum filtration of 99.9995 percent for particles sized 0.12 microns or larger.

Subparagraph (d)(1)(B) includes provisions which allow an owner or operator of an existing facility with an approved Compliance Plan or an approved Health Risk Assessment to be subject to the subdivision (e), alternate point source requirements until subparagraph (d)(1)(A) provisions are met by the earlier of the dates specified in subparagraph (d)(2)(B). As mentioned, there are two facilities that have an approved Compliance Plan or approved Health Risk Assessment.

Subparagraph (d)(1)(C) provides another compliance option if an existing facility has an approved Health Risk Assessment based on the revised 2015 OEHHA health risk guidance. Requirements for a facility to comply with subparagraph (d)(1)(C) are described under the subdivision (e).

Applicability and Timeframe for Alternate Point Source Requirement (d)(2)

Paragraph (d)(2) requires facilities meeting the alternate point source requirements to submit permit applications and install the air pollution control devices needed to comply with paragraph (d)(1)(A). This applies to the two facilities with an approved Compliance Plan or approved Health Risk Assessment. Subparagraph (d)(2)(A) requires facilities to submit a complete permit application for an air pollution control device that represents HEPA or better filtration no later than January 1, 2023. Subparagraph (d)(2)(B) requires facilities that have submitted a completed application to meet the requirements of HEPA or better filtration within 18 months after a Permit to Construct has been issued by South Coast AQMD or January 1, 2026, whichever date is earlier. Beginning January 1, 2026, a spray booth that meets the requirements of paragraphs (e)(1) and (e)(2) cannot be operated for the spraying of chromate spray coating operations until the spray booth is vented to filters that meet the requirements of subparagraph (d)(1)(A).

Spray Booth Operation (d)(3)

Paragraph (d)(3) requires that the spray booth be operated in a manner that minimizes fugitive hexavalent chromium emissions and is adequately vented. Subparagraph (d)(3)(A) requires operators to ensure visible emissions do not exit the spray booth.

Subparagraph (d)(3)(B) requires that all spray booth filters be properly seated and are free of leaks, breaks, and tears when conducting chromate spraying.

Subparagraph (d)(3)(C) establishes requirements for spray booth air flow. Specifically, clause (d)(3)(C)(i) requires spray booths to be vented with an inward flow maintained at all air openings such that the paragraph (o)(1) interim requirements for open face spray booths are met before January 1, 2026. Beginning January 1, 2026, clause (d)(3)(C)(ii) requires the applicable spray

booth measurement or PTE demonstration requirements of subdivision (g) to be met. Provisions for air velocity monitoring requirements are discussed later in this chapter under subdivision (g).

Subparagraph (d)(3)(C) requires that all spray booth filters are properly seated and are free of leaks, breaks, and tears when conducting chromate spraying.

Alternate Point Source Requirements for Chromate Spraying Operations With Compliance Plans or Health Risk Assessments Approved Before [Date of Rule Adoption] – Subdivision (e)

PAR 1469.1 establishes requirements for facilities that do not have spray booths equipped with HEPA or better filters. These alternate point source requirements only apply to existing facilities at the time of the adoption of PAR 1469.1, which have previously submitted compliance plans or an approved health risk assessment and are currently in compliance with Rule 1469.1 using those options.

Paragraphs (e)(1) and (e)(2) specify requirements for facilities while they transition into installing an air pollution control system equipped with HEPA filters or better. Paragraph (e)(1) requires facilities to continue to meet conditions in an approved Compliance Plan or any enforceable conditions until the air pollution control device requirements of subparagraph (d)(1)(A) are met. Paragraph (e)(2) requires the continued posting of Compliance Plan approval letters (clearly visible and accessible within 8 meters [26 feet] of the spray booth identified in the Compliance Plan) or with the facility permit to maintain this existing requirement until the requirements of subparagraph (d)(1)(A) are met.

Paragraphs (e)(3), (e)(4), and (e)(5) provide another compliance path if the approved health risk assessment was prepared using the revised 2015 OEHHA health risk guidance. Under paragraph (e)(3), the facility is required to submit a complete permit application by January 1, 2023, to modify permits for spray booths used to conduct chromate spraying operations. Paragraph (d)(3) requires the permit to operate be amended to include: 1) a limit on the annual chromate emissions at or below the amount evaluated in the approved health risk assessment and 2) require the use of a filter that is equal to or greater than the filter efficiency evaluated in the approved health risk assessment.

Paragraph (e)(4) specifies the requirements if a facility receives a written notification that the chromate emissions limit established under subparagraph (e)(3)(A) has been exceeded. Under subparagraph (e)(4)(A), a complete permit application to upgrade the spray booth to HEPA or better filtration is required to be submitted within six months of receipt of the written notification pursuant to paragraph (e)(4). Subparagraph (e)(4)(B) further requires the spray booth modification to HEPA or better filtration be completed within 18 months after a Permit to Construct has been issued or 36 months after the date of the written notification, whichever date is earlier.

Paragraph (e)(5) establishes requirements for duct cleaning before January 1, 2023, for a facility accepting permit conditions under paragraph (e)(3). Subparagraph (e)(5)(A) requires the spray booth exhaust duct to be cleaned to remove overspray and dried coatings using an approved cleaning method. Subparagraph (e)(5)(B) requires the inspection of associated exterior surfaces of the spray booth exhaust duct, and if any overspray or dried coating materials are found, all such overspray or dried coating materials must be removed using approved cleaning methods. Subparagraph (e)(5)(C) requires a notification to the Executive Officer at least 72 hours prior to conducting cleaning under subparagraphs (e)(5)(A) and (e)(5)(B).

Point Source Requirements for Dried Chromate Coating Removal Activities – Subdivision (f)

PAR 1469.1 adds requirements to control emissions from dried chromate coating removal activities that can be a source of fugitive emissions. Paragraph (c)(9) defines dried chromate coating removal activity as an activity whereby chromate coatings on workpieces are removed thorough physical or mechanical means, such as buffing, scuffing, sanding, or grinding. For the purposes of PAR 1469.1, the definition of dried chromate coating removal activity does not include demasking.

Control Device Requirement (f)(1)

Paragraph (f)(1) requirements are effective beginning January 1, 2026, or the date specified in subparagraph (f)(2)(B). Specifically, subparagraph (f)(1)(A) requires dried chromate coating removal activities to be vented to a spray booth that meets the requirements of paragraph (d)(1). This includes spray booths equipped with HEPA or better filters and spray booths that meet the alternate point source requirements in subdivision (e). Subparagraph (f)(1)(B) provides an option that dried chromate coating removal activities can be vented to a control device that is equipped with HEPA or better filters, provided the control devices are permitted for dried chromate coating removal, and are operated under a South Coast AQMD permit. Control device examples include a downdraft table or a sanding booth.

Control Device Permit Application (f)(2)

Paragraph (f)(2) provides a compliance pathway for facilities that conduct dried chromate coating removal activities without a control device or with a control device that does not meet the requirements of (f)(1). Specifically, subparagraph (f)(2)(A) requires these facilities to submit a complete permit application for a control device that meets the requirements of clause (f)(1)(B)(i) no later than January 1, 2023. Under subparagraph (f)(2)(B), these facilities are required to vent dried coating removal activities to the permitted control device that meets the requirements of clause (f)(1)(B)(i) within 18 months after the Permit to Construct has been issued by South Coast AQMD or by January 1, 2026, whichever date is earlier.

Control Device Performance Standard (f)(3)

Paragraph (f)(3) requires control devices for dried chromate coating removal activities to be equipped with properly seated filters and are free of leaks, breaks, and tears.

Spray Booth Requirements – Subdivision (g)***Interim Requirements Before January 1, 2026***

Rule 1469.1 includes a requirement that the average inward face velocity of air through an open face spray booth be a minimum of 100 feet per minute or other minimum velocity approved by the Executive Officer. This existing requirement is maintained in PAR 1469.1 paragraph (o)(1) until January 1, 2026, or the date specified in subparagraph (g)(2)(B).

Air Velocity or PTE Demonstration Requirements (g)(1)

PAR 1469.1 defines a spray booth as an enclosure with walls and an impermeable ceiling used to contain and collect overspray from the application of chromate coatings. The amendments establish new air velocity or PTE demonstration requirements for four types of spray booths: bench booths (open face and enclosed) and non-bench booths (open and enclosed). Bench booths are

defined in PAR 1469.1 as a spray booth with a raised spray enclosure area typically used for smaller workpieces where the operator cannot stand within the enclosure, and non-bench booths refer to structures where the operator stands within the booth. Open face booths are defined in PAR 1469.1 as spray booths with one side of the booth is not enclosed, and air flows through the open face horizontally. Enclosed booths are defined as a spray booth with four sides that are enclosed during spraying operations.

Paragraph (g)(1) requires the owner or operator to demonstrate that a spray booth meets PAR 1469.1 air velocity or PTE demonstration requirements no later than January 1, 2026, or the date specified in subparagraph (g)(2)(B). As described below, paragraph (g)(2) provides a compliance pathway that allows an owner or operator that cannot meet the PAR 1469.1 air velocity or PTE demonstration requirements to submit a permit application to modify the spray booth equipment.

Subparagraph (g)(1)(A) requires an owner or operator to demonstrate that the PAR 1469.1 Table 1 (shown below as Table 4) average and minimum velocity requirements are met using the measurement procedures specified in PAR 1469.1 Appendix 1 – Inward Face Air Velocity Measurement Procedures. Subparagraph (g)(1)(B) provides an alternative to subparagraph (d)(1)(A) that allows an owner or operator to demonstrate that the spray booth meets the criteria of a permanent total enclosure (PTE) based on U.S. EPA Method 204.

Table 4 – Spray Booth Inward Face Velocity Requirements

Spray Booth Type	Measurement Location	Average Velocity of Measurement Points	Minimum Velocity at Each Measurement Point
Enclosed Non-Bench	At the filter face	100 feet per minute	75 feet per minute
Open Face Non-Bench	At the opening of the booth		
Enclosed Bench	At the filter face	150 feet per minute	125 feet per minute
Open Face Bench	At the opening of the booth		

PAR 1469.1 Appendix 1 requires that the air velocity measurements be conducted using an anemometer with an accuracy within +/- 10 percent of full scale and operated and calibrated according to the manufacturer's specifications. Five measurements must be taken in a pattern shown in the Appendix 1 examples. For enclosed booths, the measurements must be taken within six (6) to twelve (12) inches from the exhaust filter face; enclosed booths that have more than one filter face should take five (5) measurements in front of each filter face. For open face booths, the measurements are to be taken no more than one (1) inch inside the plane of the open face. To meet the PAR 1469.1 inward face air velocity requirements, the average of all five measurements at each face must be above the PAR 1469.1 Table 1 average velocity of measurement point values with no measurement point value below the PAR 1469.1 Table 1 minimum velocities.

As mentioned, subparagraph (g)(1)(B) provides another pathway for facilities to demonstrate that a spray booth meets the spray booth requirements through demonstrating that the spray booth meets the design requirements of a PTE, per U.S. EPA Method 204 or other design as approved

by the Executive Officer. To be designated as a PTE, the total area of natural draft openings in the structure cannot exceed 5 percent of the surface area of the structure's walls, floor, and ceiling. As a result, subparagraph (g)(1)(B) applies to enclosed spray booths, as the large size of the openings of open face booths will likely disqualify open face spray booths from consideration. A summary of the EPA Method 204 criteria for meeting the definition of a PTE is included in Chapter 2.

Spray Booth Modifications to Meet Air Velocity or PTE Demonstration Requirements (g)(2)

PAR 1469.1 requires facilities to demonstrate compliance with the spray booth air velocity or PTE demonstration requirements in paragraph (g)(1) no later than January 1, 2026. If a facility determines that a spray booth will not be able to meet the PAR 1469.1 spray booth requirements, paragraph (g)(2) provides a compliance pathway for facilities to continue to operate the spray booth provided a permit application is submitted to modify the spray booth to meet the PAR 1469.1 air velocity or PTE demonstration requirements. Specifically, under subparagraph (g)(2)(A), a facility operator is required to submit a complete permit application to modify the spray booth by January 1, 2023. Subparagraph (g)(2)(B) requires facilities submitting a complete permit application to modify the spray booth within 18 months after the Permit to Construct has been issued by South Coast AQMD or by January 1, 2026, whichever date is earlier. The period from the date of rule adoption until January 1, 2023 is intended to allow facilities to conduct spray booth evaluations to determine if the spray booth can meet the PAR 1469.1 air velocity or PTE demonstration requirements.

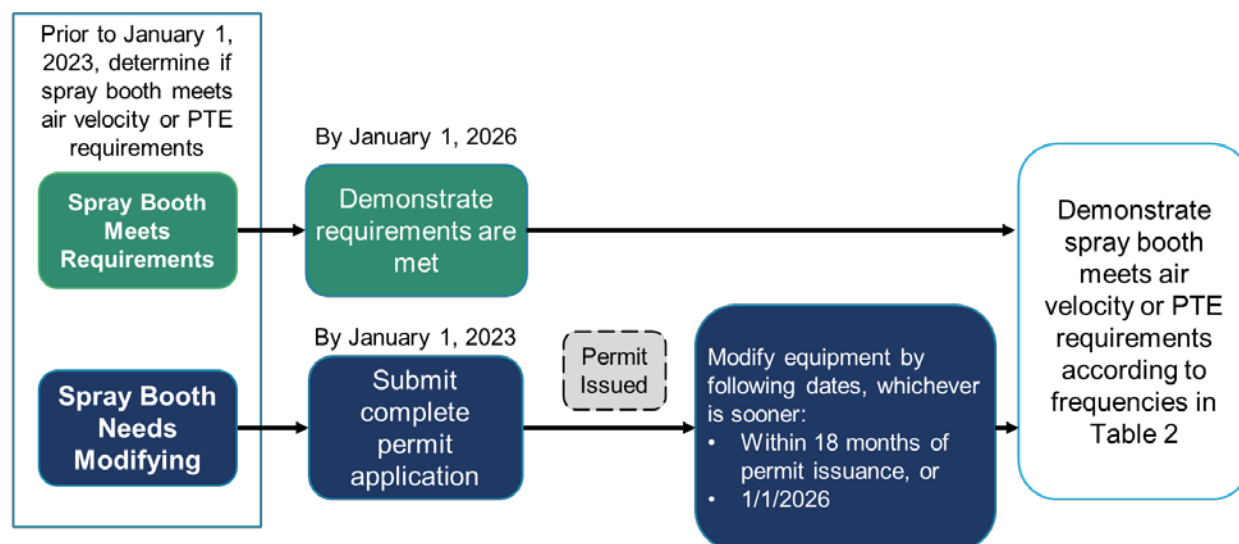
Air Velocity or PTE Demonstration Compliance after January 1, 2026 (g)(3)

Paragraph (g)(3) requires all facilities to either conduct air velocity measurements or demonstrate that the spray booth meets the requirements of a PTE in accordance with the measurement or demonstration frequency specified in PAR 1469.1 Table 2 (shown below as Table 5).

Table 5 – Measurement or Demonstration Frequency

Spray Booth Type	Frequency
Enclosed Non-Bench or Bench	At least once every 12 calendar months from the previous air velocity measurement pursuant to subparagraph (g)(1)(A) or Permanent Total Enclosure demonstration pursuant to subparagraph (g)(1)(B)
Open Face Non-Bench or Bench	At least once every six calendar months from the previous air velocity measurement pursuant to subparagraph (g)(1)(A)

Facilities with enclosed booths are required to document that the air velocity or PTE demonstration requirements are met at least once every 12 calendar months. The frequency for open face booths is a minimum of at least once every six calendar months. For the purposes of PAR 1469.1, air velocity measurements or PTE demonstrations can occur any day within the applicable calendar month. Figure 7 provides an overview of the air velocity measurement or PTE demonstration schedule.

Figure 7 – Schedule For Air Velocity Measurement or PTE Demonstration***Failure to Meet Air Velocity or PTE Demonstration Requirements (g)(4)***

Paragraph (g)(4) establishes procedures for facilities with spray booths that do not meet the air velocity or PTE demonstration requirements after January 1, 2026. Under subparagraphs (g)(4)(A) and (g)(4)(B), a spray booth that fails to meet the requirements cannot be operated for chromate spray coating operations or for dried chromate coating removal activities until necessary actions or repairs are conducted and the air velocity or PTE demonstration requirements are met. Subparagraph (g)(4)(C) specifies that if the facility cannot complete the necessary actions or repairs within 30 days, the facility is required to notify South Coast AQMD within 24 hours of knowing that the actions or repairs will take more than 30 days.

Air Velocity Measurement or PTE Demonstration Schedule After a Failure (g)(5) and (g)(6)

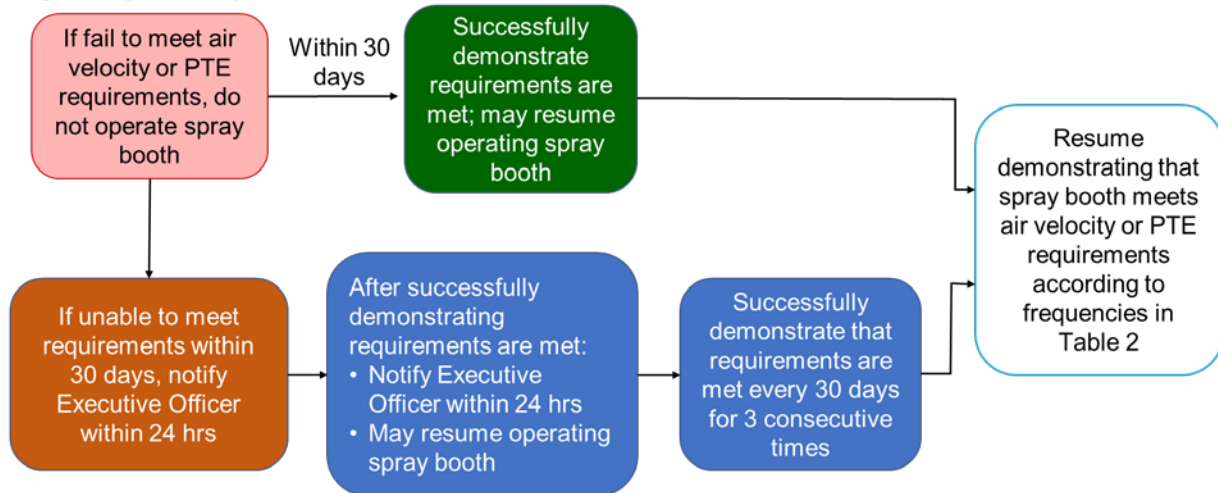
Paragraph (g)(5) includes requirements for spray booths that have met the air velocity or PTE demonstration requirements after the 30 day period in subparagraph (g)(4)(C). Subparagraph (g)(5)(A) requires a facility to notify South Coast AQMD within 24 hours of meeting the requirements only if the repairs need more than 30 days and a previous notification was required pursuant to subparagraph (g)(4)(C). A notification is not required if the repairs can be completed in 30 days or less. Subparagraph (g)(5)(B) and paragraph (g)(6) requires that three consecutive passing air velocity measurements or PTE demonstrations (either method is acceptable) be conducted once every 30 days on the spray booth before a facility is subject to the frequency schedule in PAR 1469.1 Table 2.

An owner or operator of a spray booth that fails to meet the air velocity or PTE demonstration requirements at any time after January 1, 2026, including any of the three consecutive tests conducted pursuant to subparagraph (g)(5)(B) and paragraph (g)(6), must follow the procedures in paragraph (g)(4), as well as the procedures in paragraphs (g)(5) and (g)(6), if applicable. Figure 8

provides an overview of the procedures a facility must follow after failing to meet air velocity or PTE demonstration requirements.

Figure 8 – Schedule After a Failure to Meet Air Velocity or PTE Demonstration Requirements

Beginning January 1, 2026



Requirements for Building Enclosures – Subdivision (h)

PAR 1469.1 adds requirements for spraying and spraying related activity conducted within building enclosures. A building enclosure is defined as a permanent building or physical structure with a floor, walls, and a roof to prevent exposure to the elements (e.g., precipitation, wind, runoff), with limited openings to allow access for people, vehicles, equipment, or parts.

Paragraph (h)(1) establishes that spraying operations, dried chromate coating removal activities, and demasking activities must be conducted within a building enclosure due to the potential for these activities to release fugitive emissions.

Paragraphs (h)(2) and (h)(3) establish the requirements that workpiece support equipment and cleaning equipment used for housekeeping are required to be stored within the building enclosure.

Beginning January 1, 2022, subparagraph (h)(4)(A) establishes requirements to close building openings (except for the movement of people, vehicles, or equipment) within 20 feet of open face spray booths and areas where dried chromate coating removal or demasking activities occur. Subparagraph (h)(4)(B) establishes the following as acceptable methods to close building openings:

- Door that automatically closes
- Overlapping plastic strip curtains
- Vestibule
- Airlock system
- Alternative method to minimize the release of fugitive emissions from the building subject to Executive Officer approval

The above methods for closing building openings are consistent with provisions included in other recently amended or adopted South Coast AQMD toxic metal particulate rules. The January 1, 2022, effective date is intended to provide facilities time to meet the enclosure requirements.

Housekeeping Requirements – Subdivision (i)

Interim Housekeeping Requirements Before January 1, 2022

Rule 1469.1 currently requires spraying and cleanup operations at a chromate spraying operation to be conducted in a manner that minimizes fugitive emissions of atomized paint particles. This existing requirement is maintained in PAR 1469.1 paragraph (o)(2) until January 1, 2022.

Housekeeping Requirements Beginning January 1, 2022

Paragraphs (i)(1) through (i)(9) establish housekeeping requirements that are effective beginning January 1, 2022.

Cleaning Locations and Frequencies (i)(1) and (i)(2)

Beginning January 1, 2022, PAR 1469.1 establishes enhanced housekeeping requirements and requires the use of approved cleaning methods to minimize the generation of fugitive emissions during cleaning activities. Approved cleaning methods defined in PAR 1469.1 include wet mop, damp cloth, wet wash, low pressure spray nozzle, HEPA vacuum, protective coverings, or other method as approved by the Executive Officer. A HEPA vacuum is defined in PAR 1469.1 as a vacuum that is both designed to be fitted and used with a filter that is individually tested and certified by the manufacturer to have a control efficiency of not less than 99.97 percent on 0.3 micron particles.

Paragraph (i)(1) requires routine cleaning within 20 feet of spray booth ingresses and egresses and areas used for dried chromate coating removal, demasking, paint mixing, equipment storage, and waste storage. Paragraph (i)(2) requires routine cleaning within workpiece support equipment transit paths/work areas and workpiece support equipment storage areas. Cleaning frequencies for the locations identified by paragraph (i)(1) and (i)(2) requirements are listed in PAR 1469.1 Table 3 (shown below as Table 6). The cleaning frequencies are dependent on activities within the specific areas. For example, for workpiece storage areas, PAR 1469.1 Table 3 requires cleaning once per calendar week for any week when stored workpiece support equipment is moved on one or more days. PAR 1469.1 Table 3 also establishes different cleaning frequencies for areas located within or outside of a PTE that is vented to HEPA filters or filters that are individually tested and certified by the manufacturer to have a control efficiency of at least 99.7 percent on 0.3 micron or smaller particles. Specifically, Table 3 of PAR 1469.1 requires weekly cleaning for areas outside a PTE and monthly cleanings for identified areas within a PTE. The PAR 1469.1 PTE definition is consistent with Rule 1469 – Hexavalent Chromium Emissions from Chromium Electroplating and Chromic Acid Anodizing Operations PTE definition.

Table 6 - Cleaning Frequencies

Applicable Provisions	For Areas Located Within a Permanent Total Enclosure Vented to an Air Pollution Control System with Filters that Meet the Filter Requirements of Subparagraph (d)(1)(A)	For All Other Areas
(i)(1)(A) and (i)(1)(B)	Once per calendar month, for any month when chromate spraying operations are conducted on one or more days	Once per calendar week, for any week when chromate spraying operations are conducted on one or more days
(i)(1)(C), (i)(1)(D), (i)(1)(E), and (i)(1)(F)	Once per calendar month, for any month when activities are conducted on one or more days	Once per calendar week, for any week when activities are conducted on one or more days
(i)(2)(A) and (i)(2)(B)	Once per calendar month, for any month when workpiece support equipment is moved on one or more days	Once per calendar week, for any week when workpiece support equipment is moved on one or more days

Outdoor Spray Booths and Spill Cleanup (i)(3) and (i)(4)

For enclosed spray booths not located within a building enclosure, paragraph (i)(3) requires daily cleaning within 20 feet of ingress and egress on days when chromate spraying operations are conducted within the booth. This requirement is only for chromate spray coating operations conducted in spray booths that are not within a building enclosure (i.e., spray booths located outside a building).

Paragraph (i)(4) requires cleanup of spills of liquid or solid material that may contain chromates within one hour after being spilled to minimize the potential to generate fugitive emissions.

Spray Booths Interior Cleaning (i)(5) and (i)(6)

Paragraph (i)(5) requires cleaning of spray booths floors that do not have protective coverings at least once per calendar week. This requirement is also based on the use of the booth for chromate coating spraying operations, and cleaning is not required on weeks where activities subject to PAR 1469.1 are not conducted.

Paragraph (i)(6) requires removing and replacing spray booth protective floor or wall coverings at least every six months.

Sticky Mat Alternative (i)(7)

During rule development, some stakeholders commented that spray booth entrance cleaning using approved cleaning methods might conflict with the current industry practice of using sticky mats or tacky mats that are intended to remove the dried coating particles from the bottoms of shoes and equipment wheels when those items pass over the sticky mats. Additionally, the use of sticky mats

in the spray booth is an effective way of ensuring that chromate paint particles stay within the spray booth. Paragraph (i)(7) has been added to address these comments by allowing facilities to use sticky mats as an alternative to weekly spray booth entrance cleaning and protective covering removal and replacement requirements. Under subparagraph (i)(7)(A), sticky mats are required at spray booth ingress and egress points and be at least two feet in depth and as wide as the opening. Under subparagraph (i)(7)(B), an owner or operator must ensure that all foot and equipment traffic pass over the mats. Subparagraph (i)(7)(C) requires the mats to be replaced each day when the booth is used for chromate spraying operations and disposed of in a closed container before removal from a building. A sticky mat is defined in PAR 1469.1 as a non-reusable floor mat or floor covering with an adhesive or tacky surface that removes particles from shoes, wheels, or other objects that travel over the mat or covering.

Waste Materials in Closed Containers (i)(8)

Paragraph (i)(8) requires the immediate placement of waste materials that may contain chromates into a closed container that is closed except when being filled or emptied. Waste materials include items including, but not limited to, used single use PPE masks, cleaning cloths, used masking material, and used filters. Paragraph (i)(8) also requires the container to be lined with a removable bag if the waste material will be transferred to another on-site container.

HEPA Vacuums (i)(9)

Subparagraph (i)(9)(A) requires that if a HEPA vacuum is used to comply with housekeeping provisions of subdivision (i), the HEPA filter must be free of leaks, breaks, tears, or other types of damage and securely latched and properly situated in the vacuum to prevent air leakage from the filtration system. An owner or operator should have a HEPA vacuum maintained and serviced per the manufacturer's recommendations to ensure the integrity of the filtration as any breakthrough passing the HEPA filter will result in metal TACs entrained into the air. Workers should follow the manufacturer's recommended precautions regarding Personal Protective Equipment when servicing the HEPA vacuum. All wastes collected and removed during filter changes or cleaning of the HEPA vacuum must be handled, stored, and disposed of as hazardous waste.

PAR 1469.1 includes a definition for a HEPA vacuum to differentiate an acceptable device versus a home or commercial "HEPA-like" vacuums, which are not tested nor intended to clean-up toxic metal TAC spills. A certification or statement from the manufacturer can demonstrate that the vacuum satisfies the PAR 1469.1 definition that the fitted HEPA filter is individually tested and certified. "HEPA-like" vacuums with filters that are lot (batch) tested do not satisfy the PAR 1469.1 definition of HEPA Vacuum. In addition, HEPA vacuums are designed to be operated for either "dry" or both "wet and dry" cleanup of materials. A HEPA vacuum operated contrary to the manufacturer's design, or recommendations may have its filters damage or compromised. Prior to obtaining a HEPA vacuum, an owner or operator should consult with their vendor to ensure that the proper HEPA vacuum is selected for the housekeeping requirements needed when dealing with solid and liquid metal TACs.

Subparagraph (i)(9)(B) requires the contents of HEPA vacuum intended for disposal to be emptied into a container while the equipment is inside a spray booth that meets the requirements of paragraph (d)(1) and that the container remains closed except when being filled or emptied.

Subparagraph (i)(9)(C) requires the HEPA filter for a HEPA vacuum to be replaced within a spray booth that meets the requirements of paragraph (d)(1) and that the used filter is placed in a closed container before removal from the spray booth.

Best Management Practices – Subdivision (j)

PAR 1469.1 includes a new subdivision, (j), for the use of Best Management Practices or BMPs. Best Management Practices prescribe how an owner or operator shall conduct chromate spray coating operations and other ancillary operations to prevent the release or generation of fugitive emissions. BMPs that may require a physical modification at a facility have future compliance dates, while other BMPs are effective on the date of rule adoption.

Operation of Enclosed Spray Booths (j)(1)(A)

Subparagraph (j)(1)(A) requires ingresses and egresses of an enclosed spray booth to be closed during chromate spray coating operations.

Spray Booth Ventilation (j)(1)(B)

Beginning July 1, 2022, or the date specified in subparagraph (d)(2)(B) for facilities complying with alternate point source requirements of subdivision (e), subparagraph (j)(1)(B) requires facilities to have an automatic system in place to ensure that the spray booth ventilation system is operating prior to conducting chromate spray coating operations. Based on stakeholder comments concerning the complexity of an interlock system, the subparagraph (j)(1)(B) requirement includes automatic systems that ensures the spray booth ventilation system is operational before chromate spraying activities begin. Examples of automatic systems include, but are not limited to, a spray booth light switch or spray gun cradle that activate a ventilation system when spray booth lights are turned on or when a spray gun is removed from the cradle. Another automated system is an interlock that prevents compressed air to the spray gun unless the ventilation system is operating which is required for new spray booths by some fire departments.

Removing Protective Covers (j)(2)(A)

Subparagraph (j)(2)(A) is a modification to existing Rule 1469.1 subparagraph (d)(7)(A) procedures for removing protective floor, wall, and exhaust covers inside a spray booth. Subparagraph (j)(2)(A) requires the ventilation system to be operated with doors closed (enclosed booths) and placement of materials intended for disposal into a container before removal from the spray booth. As with other provisions, containers are to remain closed except when being filled or emptied.

Post Spraying Ventilation (j)(2)(B), (C), and (D)

Subparagraph (j)(2)(B) is a modification to existing Rule 1469.1 subparagraph (d)(1)(C) requirements to operate a spray booth ventilation system after chromate spray coating operations have ceased. Under subparagraph (j)(2)(B), the spray booth ventilation system must be operated for a minimum of three air exchanges within the spray booth or five minutes, whichever is longer after spraying operations or dried chromate coating removal activities have ceased and after protective floor, wall or exhaust covers are removed.

Subparagraph (j)(2)(C) is a new provision that requires an owner or operator of a chromate spraying operation to post the minimum post spraying ventilation time on the spray booth no later than July 1, 2021, in a location that is clearly visible and accessible to the spray booth operator.

Subparagraph (j)(2)(D) is a modification to existing Rule 1469.1 subparagraph (d)(7)(B) requirement that prohibits the operation of a spray booth ventilation system when filters are being removed, replaced, missing, damaged, or improperly seated; however, subparagraph (j)(2)(D) is only applicable to the final stage filters.

Transfer Efficiency (j)(3)

Paragraph (j)(3) is a modification to existing Rule 1469.1 paragraph (d)(2) transfer efficiency requirements. Paragraph (j)(3) maintains requirements to use one of the following methods to apply chromate coatings: high-volume, low pressure (HVLP), electrostatic application, or an alternate application method capable of achieving at least equivalent transfer efficiency as a HVLP spray gun. Paragraph (j)(3) maintains requirements to apply the coatings per equipment manufacturer recommendations, coating manufacturer specifications, or permit conditions. PAR 1469.1 removes references to the following application methods, which are not subject to the Rule: flow coater, roll coater, dip coater, or hand application methods.

Dried Chromate Coating Removal Activities (j)(4)

Paragraph (j)(4) is a new provision that requires ingresses and egresses of enclosed spray booths to be closed and the spray booth to be operated pursuant to the spray booth requirements in paragraph (d)(3) and subdivision (g) and the pressure drop requirements of subdivision (k) when dried chromate coating removal activities are conducted in the booth.

Demasking Activities (j)(5)

Paragraph (j)(5) is a new provision that applies to demasking activities conducted outside of an enclosed spray booth or a PTE that is vented to HEPA filters or filters that are individually tested and certified by the manufacturer to have a control efficiency of at least 99.7 percent on 0.3 micron or smaller particles. Specifically, paragraph (j)(5) prohibits the use of compressed air to clean workpieces on tables or other surface areas where demasking occurs.

Workpiece Support Equipment (j)(6) and (j)(7)

Beginning July 1, 2021, paragraphs (j)(6) and (j)(7) apply to workpiece support equipment used during chromate spraying operations that are taken out of a spray booth or a PTE that is vented to HEPA filters or filters that are individually tested and certified by the manufacturer to have a control efficiency of at least 99.7 percent on 0.3 micron or smaller particles. Paragraph (j)(6) requires facilities to establish and clearly mark transit paths and work areas for this equipment and only transport equipment within identified transit paths and work areas. Paragraph (j)(7) requirements are similar but are specific to storage areas used for workpiece support equipment. Housekeeping requirements for identified transit paths/work areas and storage areas are included in PAR 1469.1, subdivision (i).

Visual Inspections (j)(8)

Paragraph (j)(8) maintains the existing Rule 1469.1 paragraph (k)(1) visual inspection requirements. As with the current Rule 1469.1 provisions, the requirement to conduct a visual inspection of the filter media does not require the removal of equipment as part of the inspection process.

Personal Protective Equipment (j)(9)

Paragraph (j)(9) is a new provision that requires the removal of personal protective equipment in a manner that minimizes fugitive emissions.

Pressure Drop Across Filter Media – Subdivision (k)***Interim Requirements Before January 1, 2023***

Rule 1469.1 currently requires a pressure gauge to be installed and maintained to continuously measure the pressure drop across the filter media of a spray booth. It requires the pressure drop not to exceed a maximum limit as specified in a permit condition or by the manufacturer's recommended operating range if no permit condition limits the pressure drop. This requirement is maintained in paragraph (o)(3) until January 1, 2023.

Pressure Gauge Requirements, Pressure Drop Limits, and Operational Requirements (k)(1), (k)(2), and (k)(3) After January 1, 2023

Paragraph (k)(1) requirements are effective on and after January 1, 2023, or the date specified in subparagraph (d)(2)(B) for facilities complying with alternate point source requirements of subdivision (e). Under subparagraph (k)(1)(A) facilities are required to monitor pressure drop only across the final stage filter media. To meet this requirement, a dedicated pressure gauge will be required for the final stage filter media. While many spray booth permits already require dedicated pressure gauges at their final stage filters, some permits only include one pressure gauge across all the filter media in the spray booth. Directly measuring the pressure drop of the final stage filters ensures that facilities can monitor the status of those filters, which establishes the highest control efficiency for a spray booth. In most cases, the final stage filters will be HEPA or better; however, for a facility complying with the alternate point source requirements under subdivision (e), this provision will apply to the last stage filter in a spray booth which includes filter systems with multiple stages of filters and the filter efficiency for all the stages is certified by the manufacturer.

Subparagraph (k)(1)(B) will require the pressure drop to be maintained at or below the maximum pressure drop specified in a permit or the filter manufacturer's recommended maximum pressure drop, whichever is lower. The maximum pressure drop limit across the final stage filter media may change depending upon the specifications of the installed filter media. It may differ from the fixed maximum limit specified in a permit. By using the lower of the two values, facilities can ensure that the maximum pressure drop does not exceed the filter media's capacity.

Paragraph (k)(2) requires that the pressure drop across the final stage filter media not fall below a specified minimum limit as established by Table 4 of PAR 1469.1 (shown below as Table 7).

Table 7 – Minimum Pressure Drop Across Final Stage Filters

Availability of Minimum Pressure Drop Information	Minimum Pressure Drop Requirement	Effective Date
Specified in a South Coast AQMD permit	Specified in a South Coast AQMD permit	[Date of Rule Adoption]
Not specified in South Coast AQMD permit	Measure pressure drop to the nearest tenth of an inch of water column while the air pollution control system is in operation to establish the minimum pressure drop across existing final stage filter media in place before January 1, 2023	January 1, 2023, until new final stage filter media replacement
	Measure pressure drop to the nearest tenth of an inch of water column while the air pollution control system is in operation to establish the minimum pressure drop across new final stage filter media replaced after January 1, 2023	At the time of new final stage filter media installation

If the minimum limit is specified in a spray booth permit, the facility must already comply with this permit condition. If a minimum limit is not specified on the permit, the facility must establish a minimum limit by measuring the pressure drop to the nearest tenth of an inch of water column while the air pollution control system is in operation. This can be done by taking a reading of the dedicated pressure gauge required in subparagraph (k)(1)(A). As of January 1, 2023, the minimum limit would be the measured pressure drop at the existing filters; facilities would not be required to replace the filters by January 1, 2023. When the filters are deemed to need replacing, the new minimum limit would then be the measured pressure drop across the new final stage filter media. Pressure drop measurements that are below the minimum limit would indicate that the flow of air is somehow bypassing the filter media before entering the exhaust duct.

Paragraph (k)(3) requires a spray booth to cease operating if the pressure drop across the filter media is above the maximum pressure drop limit or below the minimum pressure drop limit. Before January 1, 2023, the maximum pressure drop limit is established for the filter media pursuant to paragraph (o)(3). Beginning January 1, 2023, for the final stage filter, the maximum pressure drop limit is established pursuant to paragraph (k)(1), and the minimum pressure drop is established by Table 4 – minimum Pressure Drop Across Final Stage Filters.

Filter Specification Sheets – Paragraph (k)(4)

A facility is required to maintain onsite the technical specification sheets for the final stage filter media installed in a spray booth and any documentation to support the minimum pressure drop required to be established by the facility (if not specified by a permit condition). The documentation should be made available to South Coast AQMD staff upon request.

Recording the Pressure Drop – Paragraph (k)(5)

Paragraph (k)(5) requires the pressure drop across the filter media to be recorded once a day on days when a spray booth is operated for chromate spraying operations or dried chromate coating removal activities.

Data Acquisition System Alternative – Paragraph (k)(6)

PAR 1469.1 allows a facility to install a data acquisition system (DAS), equipped with an audible alarm, to continuously record the pressure drop as an alternative to manually recording pressure drop as required by paragraph (k)(5). Specifically, under paragraph (k)(6), the DAS and alarm system must be maintained according to the manufacturer's specifications. Subparagraph (k)(6)(A) requires the DAS to record the pressure drop at least once, and at a frequency of at least every sixty (60) minutes when conducting chromate spraying operations or dried chromate coating removal activities in the spray booth. Subparagraph (k)(6)(B) has requirements for the format of the data file and the information generated by the DAS. Subparagraph (k)(6)(C) requires the alarm to alert the operator when the pressure drop exceeds the maximum limit or falls below the minimum limit.

Spray Booth Exhaust Duct Cleaning Requirements – Subdivision (l)

HEPA or better spray booth filtration is highly effective, however, staff observations and testing have found materials containing chromates inside exhaust ducts downstream of final filters and on roofs at Rule 1469.1 facilities. Based on stakeholder comments on the need for duct cleaning at all facilities, PAR 1469.1 duct cleaning provisions are based on an evaluation of site-specific conditions.

Duct Inspections (l)(1)

When the final stage filters are replaced, paragraph (l)(1) requires a visual inspection of the exhaust duct downstream of the filters for the presence of overspray or dried chromate coating material that may contain chromium. If any chromate coatings have been sprayed in the booth at any time after the ducts have been installed, the overspray or dried coating material may contain chromium.

Duct Cleaning (l)(2)

If material is observed during a visual inspection, paragraph (l)(2) provides facilities with two compliance options. Subparagraph (l)(2)(A) specifies facilities can remove the material observed during a visual inspection from the spray booth duct using approved cleaning methods. Subparagraph (l)(2)(A) also requires an inspection of associated exterior surfaces of the spray booth duct and removal of all such overspray or dried coatings using an approved cleaning method. Approved cleaning methods defined in PAR 1469.1 include wet mop, damp cloth, wet wash, low pressure spray nozzle, HEPA vacuum, protective coverings, or other method as approved by the Executive Officer. Under clauses (l)(2)(A)(i) and (l)(2)(A)(ii), cleaning must be conducted no later than seven days after the observation or, prior to use of the spray booth if the cleaning cannot be conducted within seven days. Alternatively, subparagraph (l)(2)(B) allows a facility to first analyze the material for the presence of chromates. The analysis must be conducted using a laboratory analysis or a commercially available testing procedure that is able to determine the presence of hexavalent chromium. If hexavalent chromium is documented downstream of the final filter, subparagraph (l)(2)(B) requires cleaning of the spray booth duct and an inspection of associated exterior surfaces of the spray booth duct and removal of all such overspray or dried coatings using an approved cleaning method. Clauses (l)(2)(B)(i) and (l)(2)(B)(ii) require cleaning within 14 days or, prior to use of the spray booth if the cleaning cannot be conducted 14 days of the observation. The additional time to conduct duct cleaning, if cleaning is required under subparagraph (l)(2)(B), is to account for the time for a facility to receive results of testing of duct material for the presence of hexavalent chromium. For the purposes of this rule, cleaning of exterior surfaces associated

with spray booth ducts includes roofs and other areas where materials exiting through the exhaust duct can be deposited.

Required Duct Cleaning (l)(3)

Paragraph (l)(3) specifies that if a facility receives written notification from the Executive Officer confirming the presence of hexavalent chromium in the spray booth exhaust duct, the facility operator must clean, using approved cleaning methods, the spray booth duct and/or associated exterior surfaces of the spray booth duct prior to use of the booth for chromate spraying operations.

Notification of Duct Cleaning (l)(4)

Paragraph (l)(4) requires notification to South Coast AQMD at least 72 hours before conducting cleaning required by paragraphs (l)(2) and (l)(3).

Recordkeeping Requirements – Subdivision (m)

Current Rule 1469.1 includes recordkeeping requirements. PAR 1469.1 maintains these requirements; however, since additional requirements are added, such as additional parameter monitoring, there are additional recordkeeping provisions. PAR 1469.1 recordkeeping provisions are consistent with those contained in other recently adopted and amended toxic metal particulate rules.

Chromate Usage (m)(1)

Paragraph (m)(1) maintains the existing requirement in Rule 1469.1 paragraph (j)(1) for facilities to maintain records of chromate coatings. These requirements include purchase records, Safety Data Sheets (previously referred to as Material Safety Data Sheets or Technical Data Sheets), daily usage records, and application methods for chromate coatings.

Housekeeping and Best Management Practices (m)(2)

Paragraph (j)(1) of existing Rule 1469.1 requires facilities to maintain records to demonstrate compliance with subdivision (d) requirements, which includes housekeeping. PAR 1469.1 subparagraph (m)(2)(A) maintains this requirement for housekeeping requirements in subdivision (i) and paragraph (o)(2) but also requires recordkeeping to demonstrate compliance with best management practices in subdivision (j). Compliance with these recordkeeping requirements includes a demonstration that periodic activities, such as weekly cleaning requirements, are being conducted. A checklist would satisfy this requirement.

Subparagraph (m)(2)(B) requires facilities to maintain records of the visual inspections required under paragraph (j)(8).

Monitoring Records (m)(3)

Subparagraph (m)(3)(A) requires facilities to maintain records of air velocity measurements or PTE demonstrations such as date/time of the measurement or demonstration, booth identification, description of equipment used/calibration dates, and results. As previously mentioned, PAR 1469.1 Appendix 1 includes the procedures facilities must use when conducting inward face air velocity measurements.

Subparagraph (m)(3)(B) maintains the existing Rule 1469.1 recordkeeping provisions contained in subparagraph (j)(2)(D); however, it also specifies data acquisition system or DAS recordkeeping for facilities selecting that compliance option.

As mentioned, some permits for Rule 1469.1 spray booths establish a minimum pressure differential for the final stage filter. Beginning January 1, 2023, PAR 1469.1 requires facilities that do not have minimum pressure drop value on permits to establish a minimum pressure drop for final stage filters. Subparagraph (m)(3)(C) adds a new recordkeeping requirement for facilities to maintain records of spray booth final stage filter replacement and the established minimum pressure drop required under PAR 1469.1 paragraph (k)(2).

Subparagraph (m)(3)(D) requires facilities to maintain records of the exhaust duct visual inspections required under paragraph (l)(1), including a photograph of the spray booth exhaust duct when the visual inspection is conducted and results of the analysis of overspray or dried coatings for the presence of hexavalent chromium if tests are conducted under the provisions of subparagraph (l)(2)(B).

Records Retention (m)(4)

Paragraph (m)(4) modifies the existing Rule 1469.1 record retention requirements contained in subparagraph (j)(2)(C). Specifically, PAR 1469.1 subparagraph (m)(4)(A) maintains the requirement for records to be maintained for three years but clarifies that these provisions are effective before July 1, 2023. At a minimum, the most recent two years of records must be maintained on site, and that records kept offsite must be made available within one week of the request. Beginning July 1, 2023, subparagraph (m)(4)(B) is a new provision that increases the record retention requirement to five years which is consistent with other South Coast AQMD regulations. The delayed effective date allows facilities to accumulate the necessary records before being subject to the requirement to have five years of records. The requirement to keep the most recent two years of records onsite with other records available within one week of a request is also consistent with other South Coast AQMD regulations.

Prohibitions – Subdivision (n)

PAR 1469.1 adds subdivision (n) that prohibits construction or installation of new open face spray booths or outdoor enclosed spray booths for chromate spray coating operations.

Open Face Spray Booths (n)(1)

Under paragraph (n)(1), a new open face spray booth for chromate spray coating operations will be prohibited as of the date of PAR 1469.1 adoption unless the open face spray booth is located with a permanent total enclosure that is vented to HEPA filters or filters that are individually tested and certified by the manufacturer to have a control efficiency of at least 99.7 percent on 0.3 micron or smaller particles. Paragraph (c)(20) includes a definition of a permanent total enclosure.

Outdoor Enclosed Spray Booths (n)(2)

Paragraph (n)(2) adds a prohibition on the installation or construction of a new spray booth for chromate spray coating operations that is not located within a building enclosure. This prohibition does not apply to spray booths greater than 10,000 square feet installed or constructed after PAR 1469.1 adoption. The square footage threshold was added to clarify that the prohibition of spray booths outside of a building enclosure does not apply to specialty paint hangers intended to paint planes or other large pieces where the entire building is vented to HEPA filters or filters that are individually tested and certified by the manufacturer to have a control efficiency of at least 99.7 percent on 0.3 micron or smaller particles.

Interim Requirements for Facilities – Subdivision (o)

As discussed in prior subdivisions, many of the existing rule requirements from Rule 1469.1 have been re-organized in PAR 1469.1. Some requirements have a delayed implementation date before the owner or operator is required to comply with the new requirements. To avoid a potential regulatory gap and backsliding of existing requirements until the future implementation date, subdivision (o) incorporates prior inward face air velocity, housekeeping, and pressure drop monitoring requirements from existing Rule 1469.1. These existing requirements are effective until either January 1, 2022 (housekeeping), January 1, 2026 (inward face air velocity), and January 1, 2023 (pressure drop). A description of the requirements is included under the following Chapter 2 headings: Spray Booth Capture Efficiency - (g), Housekeeping - (i), and Pressure Drop Across Filter Media - (k).

Exemptions – Subdivision (p)

Existing Rule 1469.1 includes exemptions for touch up and repair activities in subdivision (h). Under subdivision (p), PAR 1469.1 modifies the existing touch up and repair exemption and adds exemptions for thermal spraying and non-spraying application methods to clarify rule applicability.

Thermal Spraying (p)(1)

The applicability subdivision, (b), of Rule 1469.1 currently specifies that thermal spraying operations are not subject to the rule. To be consistent with other South Coast AQMD rules, this provision has been moved from the applicability subdivision to the exemptions subdivision. Thermal spraying activities are subject to other regulatory requirements, including the CARB ATCM.

Non-Spraying Application Methods (p)(2)

Paragraph (p)(2) has been added to exempt chromate coatings applied only by flow coater, roll coater, dip coater, or hand application methods from the control device requirements of paragraph (d)(1)(A) and the spray booth operation provisions of paragraph (d)(3).

Touch Up and Repair Operations (p)(3)

Paragraph (h)(1) of existing Rule 1469.1 includes an exemption for touch up and repair activities conducted inside a building provided the emissions and cancer risk are included in an approved Health Risk Assessment that meets the applicable risk limits depending on the distance to the receptor and the type of receptor. Paragraph (h)(2) of existing Rule 1469.1 exempts touch up, and repair activities from spray booth operation and transfer efficiency requirements provided emissions are calculated in an approved compliance plan, and total facility-wide from spraying operations are demonstrated to be less than the applicable risk limits depending on the distance to the receptor and the type of receptor. PAR 1469.1 paragraph (p)(3) modifies the current provisions to clarify that for touch up and repair to be exempted, emissions are required to be calculated and included in an approved facility-wide health risk assessment that limits the cancer risk to 10 in a million.

Appendix 1 - Inward Face Air Velocity Measurement Procedures

Existing Rule 1469.1 includes a performance standard for inward face velocity but does not reference a test method or require facilities to conduct testing. Subdivision (g) of PAR 1469.1

includes requirements for facilities to conduct periodic tests to demonstrate that spray booths meet the applicable average and minimum velocities in Table 1, as determine by the procedures specified in Appendix 1.

Appendix 1 establishes minimum requirements for test equipment and spray booth conditions as well as procedures for taking and recording measurements.

Existing Rule 1469.1 Appendices 1 and 2, which established methods used to demonstrate compliance with existing Option A are no longer applicable and are proposed to be removed.

CHAPTER 4 – IMPACT ASSESSMENT

AFFECTED SOURCES

Chromate coatings are primarily applied onto metal substrates as an anti-corrosion agent in a variety of industries. PAR 1469.1 applies to those facilities that apply chromate coatings via a spraying method; facilities that do not have chromate coating spraying operations are not subject to this rule. There are approximately 115 facilities expected to be impacted by PAR 1469.1. The facilities were identified by reviewing South Coast AQMD spray booth permits and supplemented by Internet searches and trade association contacts.

The vast majority of spray booths at these facilities are equipped with HEPA filters or better, complying with Option B. Four (4) spray booths located at two (2) facilities currently use HRAs to comply with the facility-wide cancer risk limits in Option C. There are no facilities complying with Option A. As described in Chapter 3, PAR 1469.1 would require these two facilities to submit permit applications to upgrade spray booths where chromate spraying operations are conducted to be equipped with HEPA filters or accept permit conditions to limit chromate emissions and specify a minimum filter efficiency.

EMISSIONS IMPACT

PAR 1469.1 will reduce both point source and fugitive emissions of hexavalent chromium. Point source controls will reduce hexavalent chromium emissions from chromate spray coating operations and dried chromate coating removal activities through use of HEPA or better filtration. PAR 1469.1 includes enhanced parameter monitoring to ensure the air pollution control systems are operating as intended. Housekeeping, building enclosure and best management practices will reduce fugitive emissions from Rule 1469.1 facilities. Fugitive emissions are difficult to quantify but have been shown to be a contributing factor to ambient toxic air contaminant concentrations.

CALIFORNIA ENVIRONMENTAL QUALITY ACT

Pursuant to the California Environmental Quality Act (CEQA) Guidelines Sections 15002(k) and 15061, the proposed project is exempt from CEQA pursuant to CEQA Guidelines Section 15061(b)(3). A Notice of Exemption will be prepared pursuant to CEQA Guidelines Section 15062. If the proposed project is approved, the Notice of Exemption will be electronically filed with the State Clearinghouse of the Governor's Office of Planning and Research to be posted on their CEQAnet Web Portal, which may be accessed via the following weblink: <https://ceqanet.opr.ca.gov/search/recent>. In addition, the Notice of Exemption will be electronically posted on the South Coast AQMD's webpage which can be accessed via the following weblink: <http://www.aqmd.gov/nav/about/public-notices/ceqa-notices/notices-of-exemption/noe---year-2021>. The electronic filing and posting of the Notice of Exemption is being implemented in accordance with Governor Newsom's Executive Orders N-54-20 and N-80-20 issued on April 22, 2020 and September 23, 2020, respectively, for the State of Emergency in California as a result of the threat of COVID-19.

SOCIOECONOMIC ASSESSMENT

California Health & Safety Code Section 40440.8 requires a socioeconomic impact assessment for proposed and amended rules resulting in significant impacts to air quality or emission limitations.

PAR 1469.1 applies to facilities using chromate coatings that are typically sprayed inside a spray booth vented to a combination of conventional spray booth filters, multi-stage filters, and HEPA filters to control and capture overspray. Potential emissions not only occur during the spraying process, but during buffing, scuffing, sanding, or grinding activities on the workpiece to remove dried excess coating after the curing process. The proposed requirements in PAR 1469.1 with potential costs include:

- New HEPA controls on spray booths;
- New point source requirements (i.e., upgrading of certain booths or permit modification for chromate emissions limits);
- New point source requirements for dried coating removal (i.e., control devices for such activities);
- Air velocity monitoring requirements;
- Requirements for building enclosures;
- Housekeeping and best management practices (BMP) enhancements; and
- Duct cleaning

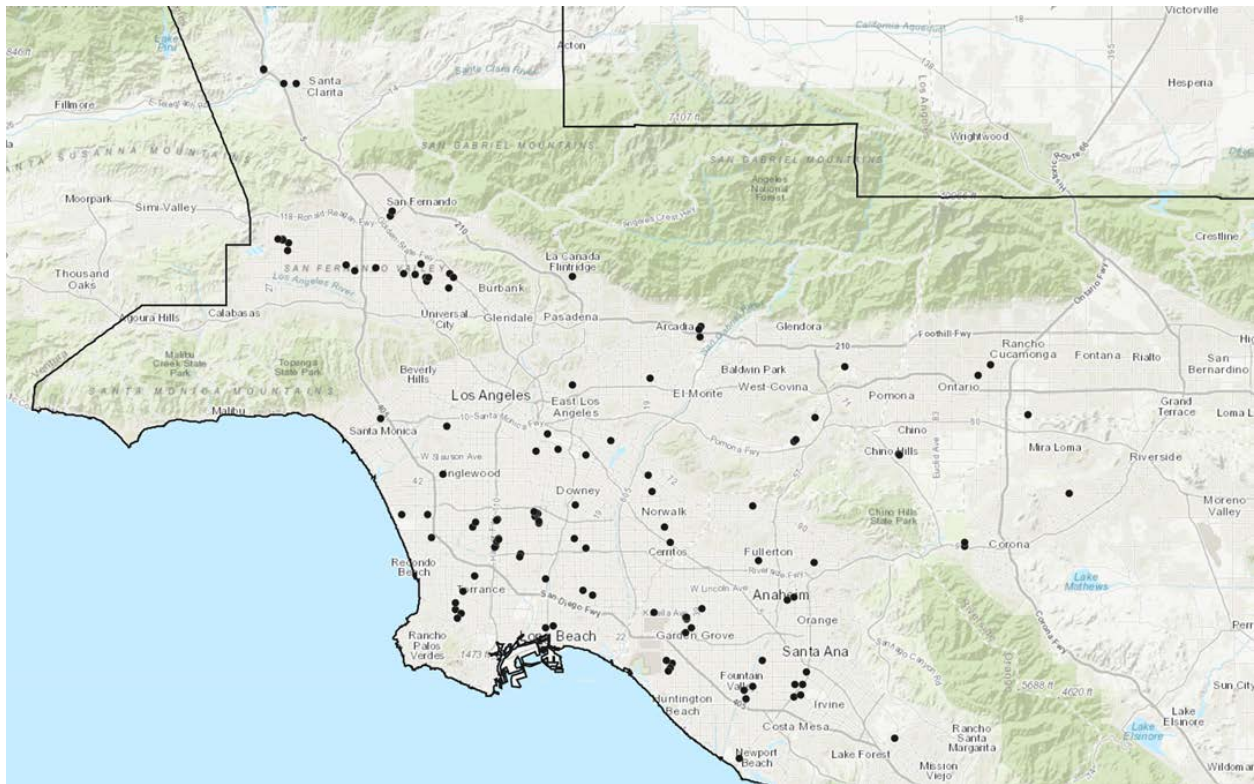
Affected Facilities and Industries

PAR 1469.1 would affect a total of 231 spray booths across 115 facilities in the South Coast AQMD jurisdiction. Based on a review of spray booth permits, an estimated 72 were enclosed, 108 were open face, and 51 were unconfirmed (20 were assumed enclosed versus 31 open based on the ratio of known enclosed/open booths). PAR 1469.1 primarily affects the electroplating, plating, polishing, anodizing, and coloring industry (NAICS 332813), other aircraft parts and auxiliary equipment manufacturing industry (NAICS 336413), and metal coating, engraving (except jewelry and silverware), and allied services to manufacturers industry (NAICS 332812). Figure 9 shows the locations of the PAR 1469.1 facilities within South Coast AQMD's jurisdiction.

Compliance Costs

For the purpose of the cost impacts analysis of PAR 1469.1, staff used facility survey responses to estimate potential compliance costs for the universe of affected facilities. The facility-specific information provided by facility operators in the written survey establishes a representative cross-section of the affected PAR 1469.1 universe, and costs were estimated accordingly. Of the 115 total estimated potential facilities affected by PAR 1469.1, staff received a 27 percent response rate (31 respondents out of 115 facilities included in the survey).⁹ For equipment estimates in which spray booth specifications were not specified (enclosed spray booth, open face spray booth, bench spray booth, etc.), ratios of known facility information were substituted to make the estimates.

⁹ Rule staff sent out a facility survey to a list of approximately 115 potentially affected facilities on January 31, 2020 via email and mail. Staff received 31 completed surveys.

Figure 9 – PAR 1469.1 Facility Locations

Spray Booth Emission Controls/Modifications (subdivisions (d), (e), and (f))

As described in Chapter 3, there are two facilities that comply with current Rule 1469.1 health risk assessment provisions and operate spray booths that are not equipped with HEPA filters. PAR 1469.1 would require these facilities to install new HEPA filtration systems (per subdivision (d)) or accept permit conditions to limit chromate emissions and specify a minimum filter efficiency (per subdivision (e)). Based on the staff estimate, one of these facilities will install two new HEPA filtration systems at a cost of \$56,000 per unit.¹⁰ The other facility is assumed to select the HRA/permit modification option in subdivision (e) for two spray booths and pay a one-time permit application fee of \$3,028 for each booth. Eleven facilities are assumed to install one downdraft table each to conduct coating removal activities. Each installation is expected to cost \$10,114.

Spray Booth Requirements (subdivision (g))

In order to meet the spray booth requirements of PAR 1469.1, all the affected 115 facilities are expected to purchase and use a hot wire anemometer at a cost of \$230 each with an annual calibration cost of \$200.

Building Enclosure Requirements (subdivision (h))

Based on the survey responses, majority of facilities are in compliance with the building enclosure requirements of the PAR 1469.1. Based on the staff estimate, 15 facilities would be required to

¹⁰ Cost for HEPA system is based on the 2005 Final Staff Report for Proposed Rule 1469.1, in which the \$40,000 per unit cost has been adjusted to 2020 dollars using the Marshall & Swift all industries index.

make minor modifications to their building enclosures. Each modification is expected to cost \$9,500 (Two 12' by 16' openings at a cost of \$13.50/sq. ft.).

Housekeeping, Recordkeeping, and Best Management Practices (subdivisions (i) and (j))

To meet the housekeeping requirements of PAR 1469.1, an estimated 41 facilities are assumed to conduct two hours per week of housekeeping activity, and 15 minutes per week of recordkeeping. Labor costs assume \$25/hour for 50 weeks per year.

Staff assumed that all facilities would be required to implement new requirements for best management practices. Staff assumed all 231 spray booths would install a 115-volt solenoid valve to meet the requirements of subparagraph (j)(1)(B). Each solenoid valve installation is estimated to cost \$1,163 (\$163 plus \$1,000 installation). To establish workpiece support equipment transport routes and storage areas and posting of post-operation ventilation time signage, a one-time cost of \$25 (one-hour labor) per facility was assumed (total of two hours per facility).

Pressure Drop Across Filter Media (subdivision (k))

PAR 1469.1 would also require daily pressure gauge readings. According to the survey responses, majority of the facilities indicated that they operate at least five days per week. For the purpose of estimating the cost for this category, staff assumed pressure gauge readings for 15 minutes per day across all facilities at \$25 per hour. According to a review of spray booth permit information, 27 spray booths currently equipped with HEPA controls are not required to have a dedicated HEPA pressure gauge. The cost of a pressure gauge is estimated to be \$63.50 each (one per spray booth) and can be installed by the facility operator. Daily recording of the minimum pressure drop readings would be done along with the daily spray booth pressure gauge readings, and annual final stage filter replacement is assumed to take one hour per spray booth per year (\$25 per hour labor).

Spray Booth Exhaust Duct Cleaning Requirements (subdivision (l))

PAR 1469.1 would also require duct cleaning for spray booths vented to filtration systems with control efficiencies that are less than that of HEPA. Spray booths with HEPA controls are assumed to not require duct cleaning. A one-time cost of \$7,459 for duct cleaning is assumed for 11 spray booths. Material testing of duct deposits is assumed to cost of \$150 (one-time), and recordkeeping upon completion of the duct cleaning assumes 15 minutes at \$25 per hour.

Total PAR 1469.1 Compliance Costs Summary

As presented in Table 8, the total annual cost of PAR 1469.1 requirements, is about \$443,000 across all affected facilities. Capital costs for purchase and installation of required equipment, signage, and other and one-time expenditures were annualized over a period of 10 years. The total one-time costs associated with PAR 1469.1 are estimated at \$82,000 annually (18.5 percent of the total). Recurring costs for various routine checks, housekeeping and recordkeeping are presented as annual costs across the entire affected universe of facilities. The total recurring cost associated with PAR 1469.1 is about \$361,000 (81.5 percent of the total). The average annual cost per facility potentially affected by PAR 1469.1 is approximately \$3,850.

Table 9 presents total annual cost of PAR 1469.1 apportioned across industry type, as well as the number of facilities in each industry. The Electroplating, Plating, Polishing, Anodizing, and Coloring industry (North American Industrial Classification System or NAICS 332813) has the greatest share (28.6 percent) of the additional compliance costs.

Table 8 – Estimated Annual Compliance Cost of PAR 1469.1

PAR 1469.1 Compliance Costs				
	Quantity (number of spray booths or facilities)	Per unit cost	Recurrence	Total Industry Cost
One-Time Costs (annualized over 10 yrs)*				
New HEPA spray booth emission controls (purchase & installation)	2 spray booths	\$56,000.00	One-time	\$13,776.00
HRA option - permit application fee	2 spray booths	\$3,028.23	One-time	\$744.94
HEPA controls for dried coating removal activities	11 downdraft tables	\$10,114.00	One-time	\$13,684.24
Closing Building Openings	15 facilities	\$5,184.00	One-time	\$9,564.48
"Interlock" system preventing use of spray equipment unless exhaust system is operating (installation and purchase)	231 spray booths	\$1,163.00	One-time	\$33,044.31
Marking workpiece support equipment transit paths and storage areas	115 Facilities	\$25.00	One-time	\$353.63
Posting post-operation minimum ventilation time per (j)(2)(C)	115 Facilities	\$25.00	One-time	\$353.63
Dedicated HEPA filter pressure gauge - all associated costs (e.g. pressure gauge, installation, permitting)	27 spray booths	\$63.50	One-time	\$210.88
Duct cleaning for spray booths without HEPA systems	11 spray booths	\$7,459.00	One-time	\$10,092.03
Total				\$81,824.14
Recurring Costs (annual cost)				
Air velocity requirements (industry-wide)	231 spray booths	--	Annual	\$35,503.35
Housekeeping (2 hrs. per week)	41 facilities	\$2,500	Annual	\$102,500.00
Recordkeeping of Housekeeping activities (15 mins per week)	115 facilities	\$312.50	Annual	\$35,937.50
Daily pressure drop readings	115 facilities	\$1,562.50	Annual	\$179,687.50
Pressure drop final stage filter replacement	231 spray booths	\$25.00	Annual	\$5,775.00
Duct deposition material testing	2 spray booths	\$150	Annual	\$300.00
Duct cleaning recordkeeping (15 minutes)	231 spray booths	\$6.25	Annual	\$1,443.75
Total				\$361,147.10
TOTAL				\$442,971

*Capital costs were annualized over 10 years using a Capital Recovery Factor of 0.123

Table 9 – Compliance Cost of PAR 1469.1 by Industry

NAICS Code	Industry Description	# of Facilities	Share of 1469.1 Cost	Industry Cost
332813	Electroplating, Plating, Polishing, Anodizing, and Coloring	34	28.6%	\$ 126,672.26
336413	Other Aircraft Parts and Auxiliary Equipment Manufacturing	12	10.1%	\$ 44,707.86
332812	Metal Coating, Engraving (except Jewelry and Silverware), and Allied Services to Manufacturers	10	8.4%	\$ 37,256.55
332722	Bolt, Nut, Screw, Rivet, and Washer Manufacturing	5	4.2%	\$ 18,628.27
423860	Transportation Equipment and Supplies (except Motor Vehicle) Merchant Wholesalers	5	4.2%	\$ 18,628.27
332710	Machine Shops	4	3.4%	\$ 14,902.62
336411	Aircraft Manufacturing	4	3.5%	\$ 15,647.56
332322	Sheet Metal Work Manufacturing	3	2.5%	\$ 11,176.96
334220	Radio and Television Broadcasting and Wireless Communications Equipment Manufacturing	3	5.6%	\$ 4,952.96
336412	Aircraft Engine and Engine Parts Manufacturing	3	2.5%	\$ 11,176.96
325510	Paint and Coating Manufacturing	2	1.7%	\$ 7,451.31
326199	All Other Plastics Product Manufacturing	2	1.7%	\$ 7,451.31
424690	Other Chemical and Allied Products Merchant Wholesalers	2	1.7%	\$ 7,451.31
811310	Commercial and Industrial Machinery and Equipment (except Automotive and Electronic) Repair and Maintenance	2	1.7%	\$ 7,451.31
--	Others	24	20.2%	\$ 89,415.72
Total				\$ 442,971

Regional Macroeconomic Impacts

South Coast AQMD does not estimate regional macroeconomic impacts when the total annual compliance cost is less than one million current U.S. dollars as the Regional Economic Models Inc. (REMI)'s Policy Insight Plus Model is not able to reliably evaluate impacts that are so small relative to the baseline regional economy.

DRAFT FINDINGS UNDER CALIFORNIA HEALTH AND SAFETY CODE SECTION 40727**Requirements to Make Findings**

California Health and Safety Code Section 40727 requires that prior to adopting, amending or repealing a rule or regulation, the South Coast AQMD Governing Board shall make findings of necessity, authority, clarity, consistency, non-duplication, and reference based on relevant information presented at the public hearing and in the staff report.

Necessity

PAR 1469.1 is needed to further reduce emissions of hexavalent chromium from facilities conducting chromate spray coating and related operations. PAR 1469.1 requirements for housekeeping, best management practices and building enclosures are needed to minimize fugitive emissions.

Authority

The South Coast AQMD Governing Board has authority to adopt PAR 1469.1 pursuant to the California Health and Safety Code Sections 39002, 39650 et. seq., 40000, 40440, 40441, 40702, 40725 through 40728, 41508, and 41700.

Clarity

PAR 1469.1 is written or displayed so that its meaning can be easily understood by the persons directly affected by it.

Consistency

PAR 1469.1 is in harmony with and not in conflict with or contradictory to, existing statutes, court decisions or state or federal regulations.

Non-Duplication

PAR 1469.1 will not impose the same requirements as or in conflict with any existing state or federal regulations. The proposed amended rule is necessary and proper to execute the powers and duties granted to, and imposed upon, the South Coast AQMD.

Reference

By adopting PAR 1469.1, the South Coast AQMD Governing Board will be implementing, interpreting or making specific the provisions of the California Health and Safety Code Section 41700 (nuisance), and Federal Clean Air Act Section 112 (Hazardous Air Pollutants) and Section 116 (Retention of State authority).

COMPARATIVE ANALYSIS

California Health and Safety Code Section 40727.2 requires a comparative analysis of the proposed rule requirements with those of any Federal or South Coast AQMD rules and regulations applicable to the same equipment or source category. The following analysis compares PAR 1469.1 with federal Aerospace NESHAP (subpart GG) and 6H NESHAP requirements. Staff is

not aware of any other applicable regulations. Only the relevant provisions of the NESHAPs relating to standards, monitoring, recordkeeping and reporting have been included.

Rule Element	PAR 1469.1	NESHAP Subpart GG	NESHAP Subpart 6H																
Applicability	Any operation in which chromate coatings are sprayed	Facilities engaged in the manufacture or rework of commercial, civil or military aerospace vehicles or components and that are major sources	Non-major source facilities that spray coatings containing target hazardous air pollutants to metal or plastic substrates																
Point Source Requirements: Spraying operations	<ul style="list-style-type: none">For facilities with spray booths without HEPA filters:<ul style="list-style-type: none">Upgrade to HEPA controls no later than January 1, 2026; orModify existing permits to limit chromate emissions and specify minimum filter efficiency consistent with the approved HRA using 2015 OEHHA risk assessment guidanceFor all other facilities, spraying of chromate coatings must be conducted in spray booths equipped with HEPA filters, at a minimum	<ul style="list-style-type: none">For sources constructed prior to June 6, 1994, spraying of coatings containing inorganic hazardous air pollutants are required to use waterwash system, or two-stage filters with minimum control efficiencies for:<ul style="list-style-type: none">Liquids<table><tr><th>Min. Filter Eff.</th><th>Particle Size</th></tr><tr><td>>90</td><td>>5.7 μm</td></tr><tr><td>>50</td><td>>4.1 μm</td></tr><tr><td>>10</td><td>>2.2 μm</td></tr></table>Solids<table><tr><th>Min. Filter Eff.</th><th>Particle Size</th></tr><tr><td>>90</td><td>>8.1 μm</td></tr><tr><td>>50</td><td>>5.0 μm</td></tr><tr><td>>10</td><td>>2.6 μm</td></tr></table>For sources constructed on and after June 6, 1994, spraying of coatings containing chromium are required to use HEPA filters, or<ul style="list-style-type: none">Three-stage filters with minimum control efficiencies for:<ul style="list-style-type: none">Liquids	Min. Filter Eff.	Particle Size	>90	>5.7 μm	>50	>4.1 μm	>10	>2.2 μm	Min. Filter Eff.	Particle Size	>90	>8.1 μm	>50	>5.0 μm	>10	>2.6 μm	<ul style="list-style-type: none">Conduct spraying operations in a spray booth or prep stationSpray booth or prep station must be:<ul style="list-style-type: none">Fitted with filters demonstrated to achieve at least 98% control efficiency; orA waterwash booth that is maintained according to manufacturer’s specifications and consistent with good air pollution control practices
Min. Filter Eff.	Particle Size																		
>90	>5.7 μm																		
>50	>4.1 μm																		
>10	>2.2 μm																		
Min. Filter Eff.	Particle Size																		
>90	>8.1 μm																		
>50	>5.0 μm																		
>10	>2.6 μm																		

Rule Element	PAR 1469.1	NESHAP Subpart GG	NESHAP Subpart 6H
		<p><u>Min. Filter Eff. / Particle Size</u></p> <p>>95 >2.0 µm</p> <p>>80 >1.0 µm</p> <p>>65 >0.42 µm</p> <p>▪ Solids</p> <p><u>Min. Filter Eff. / Particle Size</u></p> <p>>95 >2.5 µm</p> <p>>85 >1.1 µm</p> <p>>75 >0.70 µm</p> <p>• An approved equivalent to a three-stage control system</p>	
Point Source Requirements for Dried Chromate Coating Removal Activities	<p>Conduct dried chromate coating removal activities:</p> <ul style="list-style-type: none"> • In a spray booth that is equipped with HEPA filters, at a minimum, or spray booth that meets the HRA compliance option; or • Vented to a control device equipped with HEPA or HEPA-equivalent or better controls 	<p>For non-chemical depainting operations that generate inorganic hazardous air pollutant emissions from dry media blasting:</p> <ul style="list-style-type: none"> • The operation must be performed in an enclosed area or in a closed cycle depainting system; and • The air stream from the operation must pass through: <ul style="list-style-type: none"> ○ A dry filter system meeting a minimum efficiency specified in the rule; ○ A baghouse; or ○ A waterwash system before being released to the atmosphere 	None Specified

Rule Element	PAR 1469.1	NESHAP Subpart GG	NESHAP Subpart 6H
		<ul style="list-style-type: none"> Mechanical and hand sanding are exempt from depainting requirements 	
Spray Booth Requirements: Preventing coating particles from exiting through spray booth openings	<ul style="list-style-type: none"> Do not allow visible emissions to exit the spray booth Spray booths must meet average and minimum inward face air velocity requirements or meet requirements of a PTE using Method 204 on a regular frequency of: <ul style="list-style-type: none"> Once every six months for open face spray booths; or Once every 12 months for enclosed spray booths All spray booth filters must be free of leaks, breaks, and tears, and properly seated 	Apply coatings in a booth or hangar in which air flow is directed downward onto or across the part or assembly being coated	None Specified
Building Enclosure Requirements	<ul style="list-style-type: none"> Conduct spraying operations, dried coating removal activities, and demasking activities within a building enclosure Store workpiece support equipment and cleaning equipment within a building enclosure Close building openings within 20 feet of the opening of an open face spray booth and areas where dried chromate coating removal activities and demasking activities occur 	None Specified	None Specified
Housekeeping:	<ul style="list-style-type: none"> Clean, weekly if not within a PTE vented to HEPA filters, or monthly if within a 	None Specified	None Specified

Rule Element	PAR 1469.1	NESHAP Subpart GG	NESHAP Subpart 6H
Cleaning areas outside of spray booths	<p>PTE vented to HEPA filters, open floor areas within 20 feet of all the following:</p> <ul style="list-style-type: none"> ○ Opening of an open face spray booth ○ Ingresses and egresses of an enclosed spray booth ○ Areas where dried chromate coating removal or demasking activities are conducted ○ Areas where chromate coatings are mixed ○ Storage areas for equipment materials that may contain chromates ○ Waste storage areas for materials that may contain chromates ○ Workpiece support equipment transit paths, work areas, and storage areas ● Clean once per day on days when chromate spraying operations are conducted, within 20 feet of ingresses and egresses of an enclosed spray booth located outside of a building enclosure 		
Housekeeping: Spills	Clean spills of liquid or solid material that may contain chromates immediately but no later than hour after being spilled	The handling and storage of coatings and waste that contains organic hazardous air pollutants must be conducted in a manner that minimizes spills	None Specified
Housekeeping: Within spray booths	<ul style="list-style-type: none"> ● Clean all floors within a spray booth without protective coverings at least once per calendar week, during any week when activities are conducted within the booth 	None Specified	None Specified

Rule Element	PAR 1469.1	NESHAP Subpart GG	NESHAP Subpart 6H
	<ul style="list-style-type: none"> • If protective coverings are used within a booth, remove and replace all spray booth protective floor or wall coverings at least every six months • Facility may elect to use sticky mats in lieu of housekeeping requirements within spray booths if sticky mats are: <ul style="list-style-type: none"> ○ At least two feet in depth and as wide as the opening at all spray booth ingresses and egresses ○ Placed such that all traffic travels over the sticky mats ○ Replaced once a day on days when operations are conducted in the booth 		
Housekeeping: Waste disposal	Place waste materials that may contain chromates immediately in a container that: <ul style="list-style-type: none"> • Remains closed unless being filled or emptied • Is lined with removeable bags if waste material will be transferred to other on-site containers 	None Specified	None Specified
Housekeeping: HEPA vacuum	If a HEPA vacuum is used: <ul style="list-style-type: none"> • HEPA filter should be free leaks, breaks, tears, or other types of damage, and securely latched and properly situated • Vacuum must be emptied into a container within a spray booth and the container must remain closed except being filled or emptied 	None Specified	None Specified

Rule Element	PAR 1469.1	NESHAP Subpart GG	NESHAP Subpart 6H
Best Management Practices (BMP): Chromate spraying operations	<ul style="list-style-type: none"> Keep ingresses and egresses of an enclosed spray booth closed while conducting spraying operations Use a system to ensure that spray booth air pollution control system is operating while chromate spraying equipment is being used 	<ul style="list-style-type: none"> Waterwash booths shall remain in operation during coating operations Interlock for spraying equipment and pressure differential is a compliance option 	None specified
BMP: Spray booth operations	<ul style="list-style-type: none"> When removing protective spray booth floor, wall, or exhaust coverings: <ul style="list-style-type: none"> Operate air pollution control system Ensure that enclosed spray booth ingresses and egresses are closed Place waste materials that may contain chromates immediately in a container, and container should remain closed unless being filled or emptied Operate the air pollution control system for a minimum of three air exchanges within the spray booth or five minutes, whichever is longer after: <ul style="list-style-type: none"> Conducting spraying operations Conducting dried chromate coating removal activities Removing protective floor, wall, or exhaust coverings Do not operate air pollution control system when the final stage filters are being removed, replaced or are missing, damaged, or improperly installed 	None specified	Painters must be trained every 5 years in techniques to minimize paint overspray, including routine spray booth and filter maintenance

Rule Element	PAR 1469.1	NESHAP Subpart GG	NESHAP Subpart 6H
BMP: Transfer efficiency	Spray coatings using HVLP spray, electrostatic application, or other alternative application that meets the transfer efficiency of HVLP spray as demonstrated to the Executive Officer	Application Equipment: <ul style="list-style-type: none"> • Flow/curtain coating; • Dip coat • Roll coating; • Brush coating • Cotton-tipped swab application; • Electrodeposition (dip) coating; • High Volume Low Pressure (HVLP) spraying; • Electrostatic spray. • Other methods equivalent to HVLP or electrostatic application 	Painters must be trained every 5 years in techniques to minimize paint overspray, including: <ul style="list-style-type: none"> • Spray gun equipment selection, set up, and operation • Spray techniques to improve transfer efficiency, minimize coating usage and overspray
BMP: Dried chromate coating removal activities	When conducting dried chromate coating removal activities within a spray booth, ensure that spray booth is being operated properly, visual emissions are prevented, inward face air velocity requirements are met, and filter is operating within minimum and maximum pressure drop limits	None Specified	None Specified
BMP: Workpiece support equipment	<ul style="list-style-type: none"> • Establish and clearly mark workpiece support equipment transit paths, work areas, and storage areas outside of a spray booth or PTE • Transport/store equipment within established paths and work areas and storage areas 	None Specified	None Specified
BMP: Visual inspections	Perform weekly visual inspection of the visible filter media for leaks, breaks, tears, and improper seating	None Specified	None Specified

Rule Element	PAR 1469.1	NESHAP Subpart GG	NESHAP Subpart 6H
BMP: Personal Protective Equipment	Remove personal protective equipment in a manner that minimizes fugitive emissions	None Specified	None Specified
Pressure Drop Across Filter Media: Pressure gauge	Install pressure gauge to continuously monitor the pressure drop across the Spray Booth final stage filter media	Install pressure gauge across filter banks	None Specified
Pressure Drop Across Filter Media: Maximum pressure drop	<ul style="list-style-type: none"> • Maintain the pressure drop across spray booth final stage filter media at or below the maximum pressure drop specified in a South Coast AQMD permit or the filter manufacturer's recommended maximum pressure drop, whichever is lower • Do not operate a spray booth if the pressure drop is above the maximum limit 	Shut down operation and take corrective action when the pressure drop exceeds or falls below the filter manufacturer's recommended limit(s)	None Specified
Pressure Drop Across Filter Media: Minimum pressure drop	<ul style="list-style-type: none"> • Maintain the pressure drop across the spray booth final stage filter media at or above the minimum pressure drop limit specified in a South Coast AQMD permit or established by taking a measurement of the pressure drop: <ul style="list-style-type: none"> ○ As of January 1, 2023, using the existing final stage filter media until replacement with new filters; and ○ When new final stage filters are installed • Do not operate a spray booth if the pressure drop is below the minimum limit 	Shut down operation and take corrective action when the pressure drop exceeds or falls below the filter manufacturer's recommended limit(s)	None Specified

Rule Element	PAR 1469.1	NESHAP Subpart GG	NESHAP Subpart 6H
Pressure Drop Across Filter Media Maintain specifications and records	<ul style="list-style-type: none"> • Maintain filter specification sheets for spray booth final stage filter media • Maintain records of any established minimum pressure drop limits 	None Specified	None Specified
Pressure Drop Across Filter Media Recording pressure drop	<ul style="list-style-type: none"> • Record pressure drop at least once on days when conducting chromate spraying or dried chromate coating removal activity within the spray booth • In lieu of recording daily pressure drop, facility may use a DAS to continuously record the pressure drop, and must: <ul style="list-style-type: none"> ○ Record at least once every 60 minutes on days when chromate spraying operation or dried chromate coating removal activity is conducted ○ Generate a data file in a format approved by the Executive Officer ○ Have an audible alarm that alerts when the pressure drop is not within maximum or minimum limits 	<ul style="list-style-type: none"> • Continuously monitor pressure drop across the filter and read and record the pressure drop once per shift; or • Install an interlock system that automatically shuts down the coating spray application system if pressure drop exceeds or falls below filter manufacturer's recommended limits 	None Specified
Spray Booth Exhaust Duct Cleaning Requirements Based on facility observations	<ul style="list-style-type: none"> • Conduct visual inspection of spray booth duct immediately downstream of final stage filter when replacing filter media • If overspray or dried coating is observed in the spray booth duct: <ul style="list-style-type: none"> ○ Clean the duct and inspect associated exterior surfaces and remove all overspray and dried coatings no later than seven days after observation or 	None Specified	None Specified

Rule Element	PAR 1469.1	NESHAP Subpart GG	NESHAP Subpart 6H
	<p>before any chromate spraying operations are conducted in the spray booth; or</p> <ul style="list-style-type: none"> Analyze the overspray or dried coating for the presence of hexavalent chromium, and if found, clean the duct and inspect associated exterior surfaces and remove all overspray and dried coatings no later than 14 days after observation or before any chromate spraying operations are conducted in the spray booth 		
Spray Booth Exhaust Duct Cleaning Requirements Based on agency observations	If a facility receives written notification from South Coast AQMD that confirms the presence of hexavalent chromium in the duct or associated exterior surfaces, clean the duct an surfaces, and not operate the booth until cleaning is conducted	None Specified	None Specified
Recordkeeping	<ul style="list-style-type: none"> Keep records of chromate coatings usage Keep records of visual inspection of spray booth duct when final stage filter media is replaced, including photographs of the duct Maintain records to demonstrate compliance with housekeeping and best management practices requirements Keep records of spray booth air velocity measurements or PTE demonstrations Keep records of pressure drop readings or DAS data files 	Primer and Topcoat Application Operations – Inorganic Hazardous Air Pollutant Emissions <ul style="list-style-type: none"> Record pressure drop across dry particulate filters or HEPA filters once each shift during which coating occurs. Record water flow rate through waterwash system once each shift during which coating operations occur. Include acceptable limits of pressure drop or water flow rate. 	<ul style="list-style-type: none"> Records documenting that each painter completed the training, including dates Documentation of filter control efficiency Documentation that spray gun meets transfer efficiency requirements

Rule Element	PAR 1469.1	NESHAP Subpart GG	NESHAP Subpart 6H
	<ul style="list-style-type: none"> • Keep records of spray booth final stage filter media replacement and established minimum pressure drop • Retain records for five years, with at least two most recent years kept onsite 	<ul style="list-style-type: none"> • Keep manufacturer-supplied filter documentation, for new facilities • Semiannual reports occurring every 6 months from date of notification of compliance status that identify: <ul style="list-style-type: none"> ○ Each exceedance of the operating parameters established for a control device under the initial performance test; ○ All times when a primer or topcoat application operation was not immediately shut down when the parameter monitoring was outside the limit(s) specified by the filter or booth manufacturer. • Annual reports beginning 12 months after date of notification of compliance status listing the number of times pressure drop or water flow rate was outside the limit(s) specified by the filter or booth manufacturer 	<ul style="list-style-type: none"> • Records of any deviation from rule requirements
Prohibitions: New spray booths	<ul style="list-style-type: none"> • Prohibit installation or construction of new open face booths unless located within a PTE vented to HEPA filters, at a minimum 	None Specified	None Specified

Rule Element	PAR 1469.1	NESHAP Subpart GG	NESHAP Subpart 6H
	<ul style="list-style-type: none"> Prohibit installation of new spray booths outside of a building enclosure, unless spray booths are greater than 10,000 square feet. 		
Interim Requirements	Existing requirements (not new rule language)	None Specified	None Specified
Exemptions	<ul style="list-style-type: none"> Rule shall not apply to thermal spraying operations Spray booth requirements do not apply to operations where chromate coatings are applied only by flow coater, roll coater, dip coater, or hand application methods Spray booth and transfer efficiency requirements do not apply to any touch up and repair operation spraying chromate coatings conducted outside of a spray booth, provided that it is performed within a building enclosure and emissions and cancer risk have been calculated in an approved health risk assessment that limits facility-wide cancer risk to 10 in a million 	<p>Spray-applied coatings do not include:</p> <ul style="list-style-type: none"> Coatings that are applied from a hand-held device with a paint cup capacity that is equal to or less than 3.0 fl. oz. and when the amount of a single coating formulation applied is no more than 3.0 fl. oz. in a single application Powder coating, hand-held, non-refillable aerosol containers, or non-atomizing application technology 	<p>Spray-applied coatings do not include:</p> <ul style="list-style-type: none"> Thermal spraying Powder coating, hand-held, non-refillable aerosol containers, or non-atomizing application technology Coatings that are applied from a hand-held device with a paint cup capacity that is equal to or less than 3.0 fl. oz.

APPENDIX A – RESPONSE TO COMMENTS

TABLE OF CONTENTS

1. GSP Metal Finishing Email Correspondence (02/22/21)
2. Plasma Technology Incorporated Comment Letter (03/04/21)
3. The Boeing Company Email Correspondence (03/09/21)
4. The Boeing Company Email Correspondence (03/10/21)

GSP Metal Finishing Email Correspondence, submitted 02/22/21

From: mpalatas@gspmf.com <mpalatas@gspmf.com>
Sent: Monday, February 22, 2021 8:12 AM
To: Yunnies Osias <yosias@aqmd.gov>
Cc: Michael Laybourn <MLaybourn@aqmd.gov>; 'Teresa Nieves-Montebello' <tnmontebello@gspmf.com>; jchristodulou@gspmf.com
Subject: RE: Follow-up for PAR 1469.1 Public Workshop comment

Hi Yunnies,

Well, that person would be me at this point. Thanks for the thorough presentation last Thursday. I was, frankly, disheartened by all of the new requirements that will seemingly be levied on painting operators under 1469.1. These new requirements will increase our operating costs significantly, which will be passed onto customers, which will certainly lead many to take their business elsewhere (as in not in California), with the final result that businesses in California will be forced to close down due to reduced revenue.

1-1

That said, my comment concerned the filter differential pressure requirement specified in our existing spray booth permit (R-G28879). The wording states that the maximum differential pressure we can have across our UHEPA/final filter bank is 3.0" w/c, and the max we can have across our pre-filter bank is 1.5" w/c.

As an engineer, I always thought that this was not correctly specified. The specified maximum differential pressure reading should be some value above the "clean" filter reading. If our brand new/clean filter differential pressure is 1" w/c, limiting us to a maximum of 1.5" w/c will result in our changing the filters very frequently. AQMD needs to determine the delta that they can live with, and let operators ADD that maximum delta to the clean/new filter d/p. If, for example, AQMD wants to limit the d/p to 1.5" w/c, and the clean/new d/p is 1.0" w/c, then the maximum for that system would be 2.5" w/c.

1-2

You can call me anytime for questions.

Mike Palatas
VP, Operations
GSP Metal Finishing
818-744-1328

Responses to GSP Metal Finishing Email Correspondence, submitted 02/22/2021

- 1-1 Response: PAR 1469.1 balances the need for emissions reductions with the financial cost to industry. Based on the survey responses received from affected facilities, most spray booths are already meeting the requirements in PAR 1469.1. These requirements are intended to reduce fugitive emissions through enhanced parameter monitoring, housekeeping, and additional best management practices. PAR 1469.1 provides longer lead times if a facility needs to upgrade or install equipment; facilities with doors at building openings simply need to ensure that the doors are closed if within 20 feet of open face booths, and areas where dried chromate coating removal and demasking activities are conducted; no modifications to their buildings would be needed. Based on the Socioeconomic Impact Assessment contained in Chapter 4 of this Staff Report, it is not expected that PAR 1469.1 compliance costs will lead to a significant reduction in the number of facilities conducting chromate spraying.
- 1-2 Response: As mentioned in the PAR 1469.1 Staff Report, Rule 1469.1 currently requires the pressure drop across the air pollution control equipment filter media to be at or below the pressure drop established by permit condition or by the manufacturers recommended operating range if not specified by the permit. The provisions of PAR 1469.1 paragraph (o)(3) maintain this requirement until January 1, 2023. Beginning January 1, 2023, PAR 1469.1 subdivision (k) establishes new requirements for minimum pressure drop limits and modified maximum pressure drop limits across the final stage filter media based on the filter specifications. Unless specified in a South Coast AQMD permit, the minimum limit will be based on the recorded pressure drop for filters in place before January 1, 2023, and moving forward, when new filters are installed. The maximum pressure drop will be based on the filter specifications or the limit specified in a South Coast AQMD permit, whichever is lower. Therefore, PAR 1469.1 takes into account the “clean” filter reading when establishing the minimum pressure drop.

Plasma Technology Incorporated Comment Letter, submitted 03/04/21

**PLASMA TECHNOLOGY INCORPORATED**

The Surface Engineering Company

1754 Crenshaw Blvd., Torrance, CA 90501-3384
(310) 320-337370 Rye St., South Windsor, CT 06074-1218
(860) 282-0659FAA: DN3R455L / EASA: 145.4751
Torrance, CA

March 4, 2021

To: Yunnie Osias, SCAQMD

From: Steve Norris, PTI
James Unmack, Unmack Corporation
Barbara Kanegsberg, BFK Solutions
Ed Kanegsberg, BFK Solutions

Plasma Technology Incorporated (PTI) is a small business headquartered in Torrance CA. PTI has conducted high value surface coating processes for over 50 years. We appreciate the opportunity to comment on proposed Rule 1469.1.

De minimis exemption

The language of the February 17, 2021 rule does not consider a *de minimis* amount of chromium containing paint. PTI uses very low levels of strontium chromate two-part epoxy paint for touch up and repair, less than 1.5 **gallon** per year. The 2019 and 2020 SCAQMD Annual Emissions Report (AER) reported chromium emission from its paint booth that **is less than the minimum number that can be reported** (0.00001 lbs) (ref AER Reports).

2-1

Many of the requirements in Rule 1469.1 and a good deal of language in the draft Staff Report (Appendix 1) address dried coatings. PTI has found no published studies documenting adverse health effects resulting from exposure to dried chromate paint. Studies that involve soluble chromate indicate that it is readily bioavailable. The OSHA analytical method uses exhaustive extraction to recover Cr(VI) from dried paint. Given the lack of exposure studies and the fact that Cr(VI) in dried paint is tightly bound, increased costly measures to manage dried paint are not justified at this time.

PTI has investigated available information regarding dried paint in some detail. Adverse impact on health has been found for soluble chromate. Researchers (Park et al, 2004) performed a rigorous statistical analysis of the long-term health impacts of chromate exposure on a cohort of 2,372 men hired between August 1, 1950 and December 1, 1974 at a plant in Baltimore MD (1.3). The study is thorough and includes considerations of the possible impact of smoking and ethnic background. Air sampling was performed by the employer; and levels of water-soluble chromate were determined.

2-2

As far as we can determine, studies documenting adverse health impacts have all been performed using soluble chromate. We attempted to find studies documenting the health impact of dried coatings that contain Cr(VI). We conducted web searches. We reached

impact of dried coatings that contain Cr(VI). We conducted web searches. We reached out to OEHHA as well as to one of the researchers involved in the Park study. No published studies were found. The lack of such documented studies is surprising, considering the extensive use of chromate paints.

From a chemical standpoint, chromates in dried paint are far less readily extracted for analysis than soluble chromates. (Ref. Appendix 3.1) None of the studies available in the open literature identify the type of paint, whether a 2-part epoxy or an architectural one-part paint. And none of the available literature addresses the issue of Cr (VI) recovery (extractability) from the paints used in the study.

2-2
cont.

Costs

Costs associated with the proposed rule are very high, particularly considering the low level of chromate paint used by PTI. The alternative, utilizing the exemption (p-4) and moving touchup operations outside of our existing spray booth, would seem counterproductive in terms of desirable manufacturing practices and would also require a very expensive analysis to show low plant-wide risk.

Costs to meet the proposed requirements are significant, particularly considering the low level of paint used annually. We estimate the cost for design, build and maintenance of an enclosure for the PTI Paint Spray Booth in order to comply with the proposed AQMD Rule 1469.1. The costs are \$6160 to design and implement and \$3440 ongoing annual costs.

2-3

We include time and materials for a Senior Engineer and one Technician to design, procure and implement the enclosure. Initial training of two employees for proper filter monitoring in lieu of alarms is added to the initial cost. Annual on-going training and maintenance has also been calculated.

These costs are summarized in the following table,

Table: Costs to design, Implement, and Maintain Paint Booth Alarms

Item	days	\$\$	Comments
Sr. Engineer burdened rate	1	960	\$40/hr. salary
Technician burdened rate	1	600	\$25/hr. wage
Trainer daily rate	1	2000	
Design and implementation			
Obtain preliminary equipment costs	0.5	480	Engineer
Fine tune equipment design	0.5	480	Engineer
Set up new equipment	1	1560	Engineer+ technician
Initial training for employees	0.5	1600	trainer+2 technicians
New enclosure		3000	
Total to design and implement		6160	
Continuing annual expense			
Train employees update (2 x per year)	1	3200	trainer+2 technicians
Maintenance	0.25	240	Engineer
Total Annual cost		3440	

2-3
cont.

We appreciate your addressing these issues. Please do not hesitate to contact us should you require clarification.

Respectfully,



Steve Norris
Facilities Manager
Plasma Technology Inc.

James L Unmack, PE Fellow AIHA,
Unmack Corporation,
Advisor to PTI

Ed Kanegsberg
Vice President,
BFK Solutions LLC,

Advisor to PTI

Barbara Kanegsberg
President
BFK Solutions LLC,
Advisor to PTI

References

Proposed Amended Rule 1469.1 – Spraying Operations Using Coatings
Containing Chromium (version February 17, 2021)

Preliminary Draft Staff Report
Proposed Amended Rule 1469.1 – Spraying Operations Using Coatings
Containing Chromium

Criteria for a Recommended Standard Occupational Exposure to Hexavalent
Chromium, DHHS (NIOSH) Publication No. 2013 – 128 (revised with
minor technical changes), September 2013.

Park, R.M., J. F. Bena, L. Stayner, R.J. Smith, H.J. Gill, and P.S.J. Lees,
Hexavalent Chromium and Lung Cancer in the chromate Industry: A
Quantitative Risk Assessment, Risk Analysis, Vol. 24:5, p.1099 (2004)

Appendix 1 Excerpts from Preliminary Draft Staff Report

(Preliminary Draft Staff Report
Proposed Amended Rule 1469.1 – Spraying Operations Using Coatings
Containing Chromium, February 202)

Exemptions (p. 4) Rule 1469.1 includes limited exemptions for touch up and repair
operations conducted outside of a spray booth, but within a building provided emissions
and cancer risk from touch up and repair operation are calculated and included in an
approved Health Risk Assessment or compliance plan which meets the applicable risk
levels.

Uncontrolled Sources (p.8)

Dried Coating Removal

Responses to Plasma Technology Incorporated Comment Letter, submitted 03/04/21

- 2-1 Response: Many of the recurring requirements in PAR 1469.1, such as housekeeping, filter pressure drop monitoring, and spray booth duct inspections, are dependent on the frequency that spraying operations or dried coating activities are conducted. Based on the information available to staff, most facilities would not be required by PAR 1469.1 to install new equipment or controls. Almost all facilities are already required to conduct spraying operations in spray booths vented to HEPA filters, and most facilities already conduct dried chromate coating removal activities within existing spray booths or other control devices.
- 2-2 Response: PAR 1469.1 was developed to reduce emissions of hexavalent chromium from chromate coating spraying and related operations. Dried chromate coatings in the form of overspray or dust from dried chromate coating removal activities contain hexavalent chromium which is a potent carcinogen. If not controlled, this can lead to the generation of fugitive emissions. Waste from chromate coating spraying and related activities also contain materials containing dried chromate coating particles and if not subject to adequate housekeeping activities, the particles can be re-suspended or ground into smaller particles by foot and vehicular traffic, resulting in fugitive emissions. South Coast AQMD relies on OEHHA's Risk Assessment Guidelines and the cancer potency factors that OEHHA developed through a public process. OEHHA has designated hexavalent chromium as a toxic air contaminant. South Coast AQMD staff has evidence from facility inspections and site visits that dried coating particles contain hexavalent chromium, therefore, PAR 1469.1 includes requirements that will reduce the emissions of hexavalent chromium from chromate spraying operations, dried coating removal activities, and demasking in order to protect public health.
- 2-3 Response: Existing Rule 1469.1 requires facilities to spray chromate coatings within an enclosure. PAR 1469.1 does not require facilities that conduct spraying operations within spray booths to construct any new enclosures. After a review of the facility, staff found that the facility is already complying with the building enclosure requirements of PAR 1469.1 and no building modifications would be needed.

The Boeing Company Email Correspondence, submitted 03/09/21

From: Pearce (US), William R
Sent: Tuesday, March 09, 2021 8:05 PM
To: Yunnies Osias <yosias@aqmd.gov>
Subject: PAR 1469.1 Comments

Please find attached comments with respect to latest proposed rule language. Appreciate previous comments that have been incorporated into the proposed rule. Still working on (e)(3)(A), but perhaps we can chat briefly in the morning if you have time about that specific item. Wanted to get the other comments to you for review.

(e)(3)(B)	Specify filter make and model evaluated in the approved health risk assessment. Filters that meet or exceed the efficiency of the specified filters may also be utilized.	3-1
(e)(5)	Unclear what is meant by “.....and associated surfaces” in the statement.	3-2
(i)(1)(E)	Sites have a number of storage areas for virgin coating product that contains chromates. There is no possibility of chromates being present in the areas, unless a can is dropped or damaged. Should that occur, rule already requires that any spill be cleaned up immediately. Language should be revised as follows: Storage areas for equipment and materials (excluding storage for unopened coating containers) that may contain chromates;	3-3
(i)(9)(B)	Reference to (A) should be removed, as other filters may be allowed. Language should be revised as follows: The HEPA vacuum is emptied into a container within a spray booth that meets the provisions of subparagraph (d)(1)(A). The container shall remain closed except when being filled or emptied.	3-4
(j)(2)(A)(iii)	It is not physically possible to place the ULPA filters that are installed in our new paint booth in containers before removal from the booth. There is very little working room between the third stage bag filters and the fourth stage ULPA filters. To create adequate space, would actually need to remove the third stage filters prior to removal of the fourth stage, which will create unnecessary fugitive dust issues. In addition, we have operated previous booths (now out of service) where the HEPA filters were actually in their own separate unit ducted from the paint booth due to space constraints. Language should be revised as follows: Place all material that may contain chromates that are intended to be disposed of in a container (where feasible) before removal from the spray booth. The container shall remain closed except when being filled or emptied.	3-5

(k)(1)(B)	For permits that have already been issued by the District, Engineering has evaluated the information supplied by the manufacturer with respect to the maximum filter pressure drop for the final stage filters. The proposed rule should not second guess values that have been determined by Engineering staff and agreed to by permit holders. Language should be revised as follows: Beginning January 1, 2023, maintain the pressure drop across the spray booth final stage filter media at or below the maximum pressure drop specified in a South Coast AQMD permit or the filter manufacturer’s recommended maximum pressure drop, whichever is lower.	3-6
(l)(2)(A)	Unclear what is meant by “.....and associated surfaces” in the statement.	3-7
(l)(3)	Unclear as to what would trigger the event of District sampling specified, but facility should be afforded the same time frame (14 days) as in (l)(2)(B) for cleaning of the duct.	3-8
(n)(2)	Language appears to prohibit the construction of any new paint hangars, where the entire building enclosure is the paint booth. Language should be revised to exclude these types of structures from prohibition.	3-9

Responses to The Boeing Company Email Correspondence, submitted 03/09/21

- 3-1 Response: PAR 1469.1 subparagraph (e)(3)(B) was revised to allow for filters with efficiencies that are greater than the filter efficiency evaluated in the approved health risk assessment.
- 3-2 Response: The rule language was revised to “associated exterior surfaces” to clarify that the provision is referring to surfaces that are exterior of the spray booth duct, such as the roof.
- 3-3 Response: PAR 1469.1 subparagraph (i)(1)(E) was revised to add the phrase “excluding storage areas used exclusively for unopened Coating containers” to clarify that those areas do not need to be cleaned according to the schedule required in paragraph (i)(1).
- 3-4 Response: PAR 1469.1 subparagraph (i)(9)(B) was revised so that a HEPA vacuum can be emptied within a spray booth that meets the requirements of paragraph (d)(1), which includes all spray booths complying with the rule.
- 3-5 Response: PAR 1469.1 clause (j)(2)(A)(iii) does not apply to filters. The disposal of filters is addressed in paragraph (i)(8), which applies to the disposal of waste materials.
- 3-6 Response: Subparagraph (k)(1)(B) addresses instances where filters installed in a spray booth have a manufacturer-specified maximum pressure drop that is lower than that of the filters submitted to South Coast AQMD during the permitting process when the maximum pressure drop was established. The intent of subparagraph (k)(1)(B) is to prevent potential filter ruptures by ensuring that the maximum pressure drop does not exceed the specified limit and to prevent permit modifications each time a different filter is used.
- 3-7 Response: See response to Comment 3-2.
- 3-8 Response: Paragraph (l)(3) is intended to address situations where the South Coast AQMD becomes aware of the presence of hexavalent chromium in a spray booth duct or on associated exterior surfaces and notifies the facility. These would likely be extreme cases where the amount of hexavalent chromium present is enough to be detected by a South Coast AQMD ambient monitor, or a situation where South Coast AQMD initiates testing of the duct or associated exterior surfaces. In these situations, staff believes that spray booths should not be operated until after cleaning is conducted. Additionally, the 14-day timeframe in clause (l)(2)(B)(i) takes into consideration the time needed for a facility to send a sample out for analysis. In paragraph (l)(3), the sample would already have been taken and analyzed prior to notifying the facility.

- 3-9 Response: The prohibition of new spray booths located outside of a building enclosure in paragraph (n)(2) was revised to exclude spray booths greater than 10,000 square feet.

The Boeing Company Email Correspondence, submitted 03/10/21

From: Pearce (US), William R <william.r.pearce@boeing.com>

Sent: Wednesday, March 10, 2021 10:58 AM

To: Yunnies Osias <yosias@aqmd.gov>

Subject: RE: PAR 1469.1 Comments

As I was listening to you go over the recent revisions to the proposed rule language, two more items for discussion. Sections (f) does not seem to allow for removal of coatings within a paint booth that takes advantage of (e)(3). Section (k) does not take into account two-stage systems and the fact that the filters are back to back. There is not a feasible method to measure the second stage separately.

4-1

4-2

Responses to The Boeing Company Email Correspondence, submitted 03/10/21

- 4-1 Response: Subparagraph (f)(1)(A) was revised to allow for dried chromate coating removal activities to be conducted a spray booth that meets the requirements of paragraph (d)(1), which includes all spray booths complying with the rule.
- 4-2 Response: The staff report clarifies in Chapter 3, under the heading Pressure Drop Across Filter Media – Subdivision (k) that final stage filter media includes filter systems with multiple stages of filters where the filter efficiency for all the stages is certified as a whole by the manufacturer.



South Coast Air Quality Management District

21865 Copley Drive, Diamond Bar, CA 91765-4178
(909) 396-2000 • www.aqmd.gov

**SUBJECT: NOTICE OF EXEMPTION FROM THE CALIFORNIA
ENVIRONMENTAL QUALITY ACT**

**PROJECT TITLE: PROPOSED AMENDED RULE 1469.1 – SPRAYING
OPERATIONS USING COATINGS CONTAINING CHROMIUM**

Pursuant to the California Environmental Quality Act (CEQA) Guidelines, the South Coast Air Quality Management District (South Coast AQMD), as Lead Agency, has prepared a Notice of Exemption pursuant to CEQA Guidelines Section 15062 – Notice of Exemption for the project identified above.

If the proposed project is approved, the Notice of Exemption will be electronically filed with the State Clearinghouse of the Governor's Office of Planning and Research to be posted on their CEQAnet Web Portal which, upon posting, may be accessed via the following weblink: <https://ceqanet.opr.ca.gov/search/recent>. In addition, the Notice of Exemption will be electronically posted on the South Coast AQMD's webpage which can be accessed via the following weblink: <http://www.aqmd.gov/nav/about/public-notices/ceqa-notices/notices-of-exemption/noe---year-2021>. The electronic filing and posting of the Notice of Exemption is being implemented in accordance with Governor Newsom's Executive Orders N-54-20 and N-80-20 issued on April 22, 2020 and September 23, 2020, respectively, for the State of Emergency in California as a result of the threat of COVID-19.

**NOTICE OF EXEMPTION FROM THE
CALIFORNIA ENVIRONMENTAL QUALITY ACT (CEQA)**

To: Governor's Office of Planning and Research - State Clearinghouse 1400 Tenth St, Suite 222 Sacramento, CA 95814-5502	From: South Coast Air Quality Management District 21865 Copley Drive Diamond Bar, CA 91765
---	--

Project Title: Proposed Amended Rule 1469.1 – Spraying Operations Using Coatings Containing Chromium

Project Location: The proposed project is located within the South Coast Air Quality Management District's (South Coast AQMD) jurisdiction, which includes the four-county South Coast Air Basin (all of Orange County and the non-desert portions of Los Angeles, Riverside, and San Bernardino counties), and the Riverside County portion of the Salton Sea Air Basin and the non-Palo Verde, Riverside County portion of the Mojave Desert Air Basin.

Description of Nature, Purpose, and Beneficiaries of Project: South Coast AQMD is proposing amendments to Rule 1469.1 to reduce emissions of hexavalent chromium from the spraying of chromate coatings and from related activities by: 1) updating point source requirements and control device parameter monitoring to maximize and ensure capture and control of hexavalent chromium; 2) updating housekeeping requirements and adding best management practices and building enclosure requirements to minimize the accumulation of hexavalent chromium-containing materials which may become fugitive emissions; 3) proposing new requirements for conducting visual inspections and duct cleaning; 4) revising recordkeeping requirements; 5) establishing prohibitions for new open face spray booths and spray booths located outdoors; 6) updating definitions of terms; and 7) revising exemptions.

Public Agency Approving Project: South Coast Air Quality Management District	Agency Carrying Out Project: South Coast Air Quality Management District
--	--

Exempt Status: CEQA Guidelines Section 15061(b)(3) – Common Sense Exemption

Reasons why project is exempt: South Coast AQMD, as Lead Agency, has reviewed the proposed project pursuant to: 1) CEQA Guidelines Section 15002(k) – General Concepts, the three-step process for deciding which document to prepare for a project subject to CEQA; and 2) CEQA Guidelines Section 15061 – Review for Exemption, procedures for determining if a project is exempt from CEQA. Since the only physical modifications that may occur as a result of the proposed project are associated with implementing the building enclosure requirements, which may be achieved without involving construction or via minimal construction activities, depending on the affected facility, it can be seen with certainty that implementing the proposed project would not cause significant adverse effect on the environment. Therefore, the proposed project is exempt from CEQA pursuant to CEQA Guidelines Section 15061(b)(3) – Common Sense Exemption.

Date When Project Will Be Considered for Approval (subject to change):
South Coast AQMD Governing Board Hearing: May 7, 2021

CEQA Contact Person: Kevin Ni	Phone Number: (909) 396-2462	Email: kni@aqmd.gov	Fax: (909) 396-3982
Rule Contact Person: Yunnie Osias	Phone Number: (909) 396-3219	Email: yosias@aqmd.gov	Fax: (909) 396-3982

Date Received for Filing: _____ **Signature:** _____ *(Signed Upon Board Approval)*
Barbara Radlein
Program Supervisor, CEQA
Planning, Rule Development, and Area Sources



Proposed Amended Rule 1469.1

Spraying Operations Using Coatings Containing Chromium



Board Meeting
May 7, 2021

Background – Chromate Spraying Operations

- Chromate spraying is the spraying of chromate coatings onto surfaces to provide corrosion protection and is typically used to support the aerospace, military, and industrial equipment industries
 - Chromate is a form of hexavalent chromium found in coatings
- Rule 1469.1 applies to facilities conducting chromate spraying operations



Proposed Amended Rule 1469.1 (PAR 1469.1)

- PAR 1469.1 will further reduce hexavalent chromium emissions from chromate spraying and related operations through requirements for:
 - Point source controls
 - Monitoring point source control parameters
 - Housekeeping
 - Best management practices
 - Building enclosures
- PAR 1469.1 balances the need for emission reductions with economic challenges faced by facilities due to COVID-19 by allowing longer implementation lead times
- Rulemaking included seven Working Group Meetings




PAR 1469.1 – Key Requirements




Point Source Controls

- Strengthens provisions for spray booths without HEPA filters
- Adds provisions to vent fugitive emissions from dried chromate coating removal activities to HEPA filters
- Incorporates additional parameter monitoring requirements



Enhanced Housekeeping

- Clean using only approved cleaning methods
- Specify schedule for routine cleaning of specified areas
- Close waste containers at all times unless being filled or emptied



Best Management Practices and Building Enclosures

- Prohibits use of compressed air in areas where demasking occurs
- Limit workpiece support equipment to designated storage and transit areas
- Close building openings to minimize fugitive emissions

PAR 1469.1 Impacts to Facilities

- Approximately 115 facilities are covered by PAR 1469.1
- Average cost for each facility is estimated at \$4,000 per year
- Staff is not aware of any key issues



Recommended Actions

- Adopt the Resolution:
 - Determining that Proposed Amended Rule 1469.1 is exempt from California Environmental Quality Act; and
 - Amending Rule 1469.1



BOARD MEETING DATE: MAY 7, 2021

AGENDA NO. 27

PROPOSAL: Certify Final Environmental Assessment and Adopt Proposed Rule 2305 – Warehouse Indirect Source Rule – Warehouse Actions and Investments to Reduce Emissions Program, and Proposed Rule 316 – Fees for Rule 2305, Submit Rule 2305 for Inclusion Into the SIP, and Approve Supporting Budget Actions

SYNOPSIS: Proposed Rule 2305 will require warehouses greater than 100,000 square feet to directly reduce NOx and diesel PM, or to facilitate emission and exposure reductions of these pollutants. The Warehouse Actions and Investments to Reduce Emissions (WAIRE) Program is a menu-based points system that will require warehouse operators to annually earn a specified number of points by completing actions from a menu. Menu items include acquiring or using: Near Zero Emissions (NZE) and/or Zero Emissions (ZE) on-road trucks, ZE cargo handling equipment, ZE charging/fueling infrastructure, solar panels, or particulate filters for nearby sensitive land uses. Alternatively, warehouse operators could prepare and implement a custom plan specific to their site, or they could pay a mitigation fee. Funds from the mitigation fee would be used through future solicitations and Board actions to incentivize the purchase of NZE or ZE trucks and ZE charging/fueling infrastructure in the communities near warehouses that paid the fee. Warehouse owners and operators would also have reporting and recordkeeping requirements. Proposed Rule 316 would establish fees for warehouse operators to fund South Coast AQMD compliance activities.

COMMITTEE: Mobile Source, February 19, March 19, and April 16, 2021, Reviewed

RECOMMENDED ACTIONS:

1. Adopt the attached Resolution:
 - a. Certifying the Final Environmental Assessment for Proposed Rule 2305 – Warehouse Indirect Source Rule – Warehouse Actions and Investments to Reduce Emissions Program, and Proposed Rule 316 – Fees for Rule 2305;

- b. Adopting Proposed Rule 2305 – Warehouse Indirect Source Rule – Warehouse Actions and Investments to Reduce Emissions Program, and Proposed Rule 316 – Fees for Rule 2305; and
 - c. Submitting Proposed Rule 2305 – Warehouse Indirect Source Rule – Warehouse Actions and Investments to Reduce Emissions Program for inclusion into the SIP;
- 2. Establish the Rule 2305 Mitigation Fee Alternate Compliance Special Revenue Fund (86); and
 - 3. Authorize the Executive Officer to recognize upon receipt mitigation fees paid by warehouse operators into the Rule 2305 Mitigation Fee Alternate Compliance Special Revenue Fund (86).

Wayne Nastri
Executive Officer

SR:IM

Background

Proposed Rule 2305 – Warehouse Indirect Source Rule – Warehouse Actions and Investments to Reduce Emissions (WAIRE) Program, and Proposed Rule 316 – Fees for Rule 2305, are new rules that seek to reduce regional and local emissions of nitrogen oxides (NO_x) and Diesel Particulate Matter (DPM) in order to assist in meeting state and federal ambient air quality standards for ozone and fine particulate matter and improve public health, especially in communities located near warehouses. Our region continues to have the worst ozone in the country, and about half of the NO_x contributing to ozone comes from the goods movement industry - with the largest source being heavy-duty diesel trucks. Warehouses are a key destination for trucks, which make up about 90 percent of the emissions associated with warehouses. NO_x emissions from the warehousing sector in 2019 (~45 tons/day) were almost the same as all stationary sources (~48 tons/day).

Our region faces many deadlines to achieve federal air quality standards in the coming years, with the 2023 and 2031 deadlines for ozone being the most prominent. If those standards are not met in time, in addition to the continuing public health impacts experienced by residents, the federal government could potentially impose significant sanctions. The 2016 Air Quality Management Plan (AQMP) includes a comprehensive approach to meeting all federal and state air quality standards, primarily through a strategy to reduce NO_x emissions. The 2016 AQMP, as approved by the California Air Resources Board (CARB) and the United States Environmental Protection Agency (U.S. EPA), requires the development of many different control measures, including

facility-based mobile source measures. PR 2305 and PR 316 would fulfill the requirement for implementing one of those facility-based measures (MOB-03).

Separately, four AB 617 Community Steering Committees identified air quality concerns related to truck traffic from warehousing as a priority. As a result, the Community Emission Reduction Plans adopted by the Board for the communities of Wilmington/West Long Beach/Carson, San Bernardino/Muscoy, East Los Angeles/Boyle Heights/West Commerce, and Southeast Los Angeles all include the development of a warehouse indirect source rule as an action.

Public Process

PR 2305 and PR 316 were developed through a thorough public process. Following the Board's approval of the 2016 AQMP, staff initiated a year-long process to identify potential voluntary measures to address emissions from warehouses that included five working group meetings. As no viable voluntary measures were identified during that process, the Board directed staff to initiate rulemaking in May 2018. Staff subsequently has conducted 12 working group meetings, two community meetings, seven updates to the Mobile Source Committee and three updates to the Board. Staff has also conducted dozens of warehouse site visits, presented updates of the proposed rule to numerous outside organizations such as Councils of Governments and trade associations, and had hundreds of meetings with individual businesses, governments and community members during development of the proposed rules.

Proposal

PR 2305 applies to both the operators and owners of warehouses greater than or equal to 100,000 square feet in size, although most requirements apply to warehouse operators. Warehouses will be phased in over a 3-year period based on their size, and stringency increases over a 3-year period. The overall structure of the rule is a menu-based points system, similar to programs like LEED for building design, or climate plans that have been used by local governments like San Bernardino County. Every year, warehouse operators covered by the rule will be required to earn a specified number of WAIRE Points using any combination of items from the WAIRE Menu, implementation of a Custom WAIRE Plan, or payment of a mitigation fee. The amount of points every warehouse operator must earn annually depends upon the number of truck trips to their warehouse during the 12-month compliance period.

The WAIRE Menu includes acquisition of, or visits from near zero emissions (NZE) and zero emissions (ZE) on-road trucks, acquiring or using ZE yard trucks, installing or using ZE charging/fueling infrastructure, installing or using solar panels, or installing particulate filters for nearby sensitive land uses. Alternatively, an operator may choose to apply to implement a site-specific Custom WAIRE Plan that incorporates actions that are not on the WAIRE Menu. Example plans could include acquiring and/or using NZE yard trucks using renewable fuels, developing onsite energy generation such as

hydrogen production and/or fuel cells, implementing energy management programs for cold storage warehouses, or developing off-site ZE charging/fueling stations.

PR 2305 includes a numerical stringency value that determines the number of WAIRE Points each warehouse operator must earn or obtain each year. The proposed stringency is 0.0025 WAIRE Points per Weighted Annual Truck Trips (WATTs) phased-in over three years. Warehouses will also be phased into the program over a three-year period based on warehouse size, beginning with the largest warehouses. This is not a trading program, however there is flexibility built into the proposed rule. Warehouse operators that over-comply during any compliance period may bank excess WAIRE Points for up to three years or may transfer WAIRE Points to another site within their operational control. WAIRE Points may also be transferred between a warehouse operator and owner, for example if a warehouse owner opts to earn WAIRE Points by installing onsite solar panels or charging infrastructure.

PR 2305 also requires warehouse owners to report basic information about their warehouse and their tenants. The first report would be due September 1, 2021, and any time there is a change to the warehouse building's square footage during a renovation, or when there is a new tenant. Warehouse operators would be required to submit a more detailed one-time report during the first compliance period at a warehouse, and annual reports after every compliance period detailing how many truck trips they had and how they satisfied their WAIRE Points Compliance Obligation (WPCO). These reports will be provided through a new online portal that would be developed if the rule is adopted. Information about program compliance will also be made available online to the public.

PR 2305 includes a sunset provision for when the lowest current federal and state standards for ozone have been achieved (currently 70 parts per billion). The deadline for achieving the federal standard is in 2038. One year prior to the anticipated achievement of that standard, the Executive Officer will provide recommendations to the Board on any potential continued need for the rule, including anti-backsliding or maintenance plan requirements.

Exemptions are provided for smaller warehouse operations. First, in multi-tenant warehouses, any operator who uses <50,000 square feet in a warehouse with $\geq 100,000$ square feet that may be used for warehousing activities is not required to earn WAIRE Points. Second, any warehouse operator with a WPCO of <10 will not be required to earn WAIRE Points. An additional exemption is included for rare cases of equipment malfunction due to manufacturer or installation defects.

PR 316 is the companion rule to PR 2305 and establishes the administrative fees that warehouse owners and operators must pay to support South Coast AQMD PR 2305 compliance activities and supporting administrative functions for the WAIRE Mitigation Program.

All mitigation fees paid by warehouse operators will go into the WAIRE Mitigation Program. This program will provide financial incentives for truck owners to purchase NZE or ZE trucks, and/or for the installation of ZE fueling and charging infrastructure. The WAIRE Mitigation Program will direct funds back to projects that will reduce emissions in the communities near the warehouses that decide to pay the fee. If sufficient projects are not identified in that community, they may be redirected to an adjacent community in the same county. All solicitations for projects and project awards will be brought to Board for approval in subsequent actions as funding becomes available. The WAIRE Mitigation Program will also include requirements that fund ZE charging infrastructure projects that utilize a skilled and trained workforce, and require trucking companies receiving funds disclose any labor law violations (consistent with other South Coast AQMD incentive programs).

This Board action also will establish the 2305 Mitigation Fee Alternate Compliance Special Revenue Fund (86) to hold the mitigation fees paid by warehouse operators, and will authorize the Executive Officer to receive those funds upon receipt. These funds will not be able to be spent without subsequent Board approval.

Key Issues

The key issues raised by the warehousing industry are that they believe South Coast AQMD does not have legal authority to adopt PR 2305, that PR 2305 is a tax, that the options included in PR 2305 are infeasible, that the costs are too high, that the rule will not result in any emission reductions or lower levels of ozone, and that the rule would not result in State Implementation Plan (SIP) credit. The natural gas industry has commented that the WAIRE Points system should be revised so that their technology receives a greater number of points and that natural gas infrastructure be allowed to earn points. Environmental and community groups have requested that the proposed rule have a higher stringency, and that the rule focus more on zero emission options.

Throughout the rulemaking process, staff worked with stakeholders to resolve issues, and the rule includes many significant revisions in response to concerns that have been raised. Staff believes that the concerns raised about legal authority and whether the proposed rule is a tax are unfounded, and have provided detailed responses to the Board and the public describing the clear authority that South Coast AQMD has to adopt PR 2305 and PR 316. CARB has also supported the position that South Coast AQMD has clear legal authority to adopt the proposed rule. Additional information about these key issues are included in Attachment B to this letter.

California Environmental Quality Act

PR 2305 and PR 316 are considered a “project” as defined by the California Environmental Quality Act (CEQA) and South Coast AQMD is the designated lead agency. Pursuant to South Coast AQMD’s Certified Regulatory Program (Public

Resources Code Section 21080.5 and CEQA Guidelines Section 15251(l); codified in South Coast AQMD Rule 110) and CEQA Guidelines Section 15081, the South Coast AQMD has prepared a Final Environmental Assessment (EA) for PR 2305 and PR 316, which is a substitute CEQA document, prepared in lieu of an Environmental Impact Report. The environmental analysis in the Final EA concluded that PR 2305 and PR 316 would have the potential to generate significant adverse environmental impacts for the topics of: 1) aesthetics; 2) agriculture and forestry resources; 3) air quality and greenhouse gas emissions; 4) biological resources; 5) cultural resources; 6) energy; 7) geology and soils; 8) hazardous materials and solid and hazardous waste; 9) hydrology and water quality; 10) mineral resources; 11) noise; 12) transportation; and 13) utilities and service systems. The Final EA is included as an attachment to this Board package (see Attachment J).

Socioeconomic Analysis

Affected Warehouse Operators

PR 2305 is expected to require about 3,995 warehouse operators at 2,902 warehouses classified under a variety of industry codes to earn WAIRE Points. Approximately 89 percent of these warehouse operators are associated with industries belonging to the goods-movement sector, consisting of construction, manufacturing, wholesale trade, retail trade, and transportation and warehousing. An estimated 418 additional operators would only be subject to limited reporting requirements. Estimated revenue and employee data is available for 904 of the operators required to earn WAIRE Points under PR 2305. Using the range of small-business definitions from Rule 102 and the South Coast AQMD Small Business Assistance Office, small businesses are estimated to make up about 0 to 22 percent of potentially affected PR 2305 warehouse operators.

Community Profile Nearby Affected Facilities

Based on population-weighted averages, communities adjacent to PR 2305 warehouses face substantially higher burdens than those communities in the rest of the South Coast AQMD jurisdiction. This includes higher burdens from PM_{2.5} and diesel PM, and higher rates of asthma and heart attacks. Moreover, the population in communities adjacent to warehouses are more Hispanic and African American and have higher poverty rates than other communities within the South Coast AQMD jurisdiction.

Public Health Benefits

To estimate the potential impacts of PR 2305 and PR 316, emissions and cost estimates for 19 different scenarios were developed to show the range of potential compliance outcomes. This analysis acts as a bounding approach, with all operators choosing the same compliance approach for each scenario. In reality, warehouse operators are expected to choose a wide variety of options to comply with PR 2305 by using a combination of WAIRE Menu options. Based on this scenario analysis, PR 2305 is estimated to reduce NO_x by about 1.5 to 3.0 tons per day.

Monetized public health benefits for NO_x and primary PM emissions were modeled based on U.S. EPA's incidence per ton methodology and the detailed air quality and health impact modeling completed for the 2016 AQMP. PR 2305 is expected to result in 150 to 300 fewer deaths, 2,500 to 5,800 fewer asthma attacks, and 9,000 to 20,000 fewer work loss days from 2022-2031. Expected total discounted monetized public health benefits range from \$1.2 to \$2.7 billion over the compliance period of 2022-2031. On average, most scenarios modeled show about a 3:1 ratio of public health benefits compared to rule costs.

Cost Impacts

Average annual costs of complying with PR 2305, in 2018 U.S. dollars, are estimated to range from -\$12.6 million (-\$0.02/sq. ft./yr.) for the lowest cost scenario (ZE Class 6 visits from a third-party fleet) to \$979 million (\$1.21/sq. ft./yr.) for the highest cost scenario (Solar Panel Installations). Warehouse operators are expected to gravitate towards the lowest-cost options for their specific situations. The maximum cost warehouse operators would be expected to incur is about \$0.83/sq. ft./yr. from a mitigation fee-only scenario. If all warehouses pay the mitigation fee in this worst-case cost scenario, annual average costs would be about \$670 million. This level of funding in the WAIRE Mitigation Program would result in a substantial turnover of trucks, and much higher public health benefits, with emission reductions up to about 20 tons per day. However, because warehouse operators are expected to find ways to reduce their costs, it is expected that they would earn points from these incentivized trucks. A more realistic scenario showing the interaction between a mitigation fee-only scenario and the WAIRE Mitigation Program was modeled. If warehouse operators earn points from visits from trucks incentivized by the WAIRE Mitigation Program, costs could be as low as \$0.14/sq. ft./yr., similar to the costs warehouse operators would face if they took actions themselves to get NZE or ZE trucks to visit their facilities, with emission reductions of about 2.5 tons per day. While the worst case cost scenario would be equal to about 3 percent of an operator's total operating costs, for most compliance scenarios costs are anticipated to be about 0.5 percent of total operating costs.

Job Impacts

PR 2305 is projected to result in 240 jobs gained to 11,100 jobs forgone on average annually from 2022 to 2031 across all South Coast AQMD industries for the best case and worst case scenarios, compared to the baseline scenario of about 11.4 million jobs. Forgone jobs are a result of future jobs that would no longer be created due to investments shifting from typical warehouse operations to cleaner emission technologies. The best case scenario assumes all potentially affected warehouse operators comply with PR 2305 through third party visits from Class 6 zero-emission vehicles (which save money through lower total cost of ownership), while the worst case scenario assumes all potentially affected warehouse operators comply with PR 2305 by paying a mitigation fee and not receiving any benefit from the mitigation fee for future compliance with PR 2305. These projected job impacts represent about a

0.002 percent increase to a 0.10 percent decrease in total combined employment in Los Angeles, Orange, Riverside, and San Bernardino counties.

Competitiveness

The Board directed staff to oversee a third-party study on competitiveness of warehousing operations within the South Coast AQMD jurisdiction, and likelihood of warehouse operator relocation to nearby areas. The study, conducted by Industrial Economics, Inc. and peer reviewed by Kleinhenz Economics, found that no warehouses would relocate to nearby areas outside the South Coast AQMD jurisdiction due to costs imposed by PR 2305 at the currently proposed stringency. The low vacancy and continued increases in rents over the past decade support this conclusion.

Third-Party Peer Review

Following Board direction, a third-party peer review of the socioeconomic impact assessment and the warehouse relocation study was conducted by Kleinhenz Economics. Both peer reviews were supportive of the methodology and analysis performed. Suggested enhancements have been included in the final socioeconomic impact assessment (included in Attachment K.)

AQMP and Legal Mandates

Pursuant to Health & Safety Code Section 40460 (a), South Coast AQMD is required to adopt an AQMP demonstrating compliance with all federal regulations and standards. South Coast AQMD is also required to adopt rules and regulations that carry out the objectives of the AQMP. The 2016 AQMP committed South Coast AQMD to develop proposed Facility Based Mobile Source Measures (FBMSMs), one of which included MOB-03 – Emissions Reductions at Warehouse Distribution Centers, which became PR 2305 and PR 316. U.S. EPA approved the 2016 AQMP into the SIP, including control measure MOB-03. PR 2305 is needed to reduce emissions of NO_x and particulate matter to assist in meeting state and federal ambient air quality standards for ozone and fine particulate matter. The South Coast AQMD is required by the California Clean Air act, Health and Safety Code Section 40914, to adopt all feasible measures to attain air quality standards.

Implementation and Resource Impacts

Compliance activities for this program will include desktop and onsite audits, report and plan review, and administration of the WAIRE Mitigation Program. Additional staff will be required to administer the PR 2305 program and will be included in future budget actions. The cost of these staffing resources will be offset through fee revenues collected under PR 316. Additional resources that will also be needed to develop the online web portal will also be requested in future budget actions.

Attachments

- A. Summary of Proposal
- B. Key Issues and Responses
- C. Rule Development Process
- D. Key Contacts List
- E. Resolution
- F. Appendix 1 to the Resolution (Findings and Statement of Overriding Considerations)
- G. Proposed Rule 2305
- H. Proposed Rule 316
- I. Final Staff Report for Proposed Rule 2305 and Proposed Rule 316
- J. Final Environmental Assessment
- K. Socioeconomic Impact Assessment
- L. Board Meeting Presentation

ATTACHMENT A SUMMARY OF PROPOSAL

Proposed Rule 2305 – Warehouse Indirect Source Rule – Warehouse Actions and Investments to Reduce Emissions Program

Applicability

Applies to owners and operators of warehouses located in the South Coast AQMD jurisdiction with greater than or equal to 100,000 square feet of indoor floor space in a single building.

Requirements

- Facilities will be phased in over a 3-year period based on size, and stringency increases over a 3-year period.
- Operators must record annual truck trip data and calculate their WAIRE Points Compliance Obligation (WPCO)
- Operators must earn WAIRE Points by implementing items on the WAIRE Menu, implementing an approved Custom WAIRE Plan, or paying an optional mitigation fee
- Owners and operators must submit reports on the warehouse and warehouse operations

Transferring/Banking Points

- Excess WAIRE Points earned in any compliance period may be banked for up to three years in the future, or transferred to another site under the control of the operator, or transferred between a warehouse owner and operator

Exemptions

- Warehouse operators that lease less than 50,000 square feet of a $\geq 100,000$ square foot warehouse would not be required to earn WAIRE Points
- Low activity warehouses that have a WPCO of less than 10 will be exempt from the requirements of subparagraph (d)(1)
- Operators can apply for a one-time exemption for underperforming equipment due to manufacturer or installer defects

Compliance Schedule

- The first required report from warehouse owners would be due on September 1, 2021
- The first 12-month compliance period for warehouse operators in warehouses greater than or equal to 250,000 square feet, between 150,000-249,999 square feet, and between 100,000-149,999 square feet will begin January 1, 2022, January 1, 2023, and January 1, 2024, respectively. Once initiated, each warehouse phase's stringency will increase equally over a three-year period such that by the fifth year, all warehouses will be at the final stringency.

Proposed Rule 316 – Fees for Rule 2305

Applicability

Applies to owners and operators of warehouses subject to Rule 2305

Requirements

- Pay fees for each required report, notification, Custom WAIRE Plan application, and mitigation fee payment submitted pursuant Rule 2305

Exemptions

- Owners of warehouses that have less than 100,000 square feet of floor space dedicated to warehousing activities
- Warehouse operators that operate less than 50,000 square feet for warehousing activities

ATTACHMENT B

KEY ISSUES AND RESPONSES

Proposed Rule 2305 – Warehouse Indirect Source Rule – Warehouse Actions and Investments to Reduce Emissions Program

PR 2305 Legal Authority

Staff believes that the concerns raised about our legal authority and whether the proposed rule is a tax are unfounded, and detailed responses have been provided to the Board and the public and are included in this Board Package describing the clear authority that South Coast AQMD has to adopt PR 2305 and PR 316. CARB has also supported staff's position that South Coast AQMD has clear legal authority to adopt the proposed rule.

PR 2305 Feasibility

The concerns about feasibility center first on whether warehouse operators control the trucks that visit their facilities. While many warehouse operators operate their own truck fleet and/or directly arrange for trucks to deliver goods to or from their warehouse, some do not. For those warehouse operators who do not have a direct relationship with any trucks visiting their facility, they do contract directly with goods owners to warehouse their goods, and the goods owners are the entities who arrange for trucking services. If a warehouse operator wanted to take actions to earn WAIRE Points from truck visits (which is not required), they could explore emerging three-way business models between themselves, the goods owners, and trucking companies to ensure that at least some NZE or ZE trucks would visit their warehouse. Warehouse operators are also allowed to earn WAIRE Points for NZE or ZE truck visits just by tracking any that happen to visit their facility, even without their active involvement. This mechanism can be increasingly important as more incentive funding becomes available (either with the WAIRE Mitigation Program, or other programs like Carl Moyer or the ports' anticipated updates to their Clean Truck Program) puts more NZE or ZE trucks into the overall fleet operating in South Coast AQMD. Importantly, other non-trucking options are also available in the WAIRE Menu, through Custom WAIRE Plans, and through the mitigation fee.

The second concern about feasibility focuses on the supposed unavailability of technology to earn WAIRE Points. Staff believes this concern mischaracterizes the rule by focusing only on the commercial availability of Class 8 ZE trucks today. While Class 8 ZE trucks are not widely commercially available today, they are anticipated to become more available beginning later this year, with more manufacturers beginning to offer them in 2022 and beyond. The phase-in periods in PR 2305 are designed in part to accommodate the anticipated increasing penetration of zero emission technologies into the market through time. For example, in the first compliance year in 2022, only about one third of warehouses will be required to earn WAIRE Points in 2022, and only at one-third of the final stringency. Even if Class 8 ZE trucks are not available in the first compliance year, there are at least 30 other options available for warehouse operators to earn WAIRE Points. For example, NZE trucks have been available commercially for several years (as evidenced by the more than 1,200 trucks that have been funded by the Board).

PR 2305 Costs

Due to concerns raised early in the rulemaking process about costs, they were incorporated directly into the WAIRE Point system itself along with NO_x and DPM emission reductions.

The costs of PR 2305 and PR 316 and the potential economic impacts have been thoroughly analyzed in the socioeconomic impact assessment and an accompanying Board-commissioned third-party report on warehouse relocation in response to the rules. These analyses also received third-party peer review. These analyses concluded that the public health benefits of the rule are expected to outweigh the potential costs by a ratio of about 3:1, for most compliance scenarios that were analyzed. Further, the cost-effectiveness of PR 2305 was found to be similar to the cost-effectiveness of several mobile source regulations adopted by CARB in recent years.

Duplicative approach with CARB rules, therefore PR 2305 would not reduce emissions

Stakeholders commented early in the process about the potential overlap of PR 2305 with CARB regulations. PR 2305 is designed to both achieve surplus emission reductions beyond CARB rules on its own, as well as facilitate the implementation of CARB rules by encouraging early adoption of rule requirements. To estimate the amount of surplus emission reductions, the analysis contained in the staff report quantitatively accounts for all applicable recently adopted CARB regulations. This analysis shows that for most compliance scenarios, the expected range of emission reductions beyond CARB rules is expected to be about 1.5 to 2.5 tons per day of NO_x, with emission reductions beginning as early as 2022 and reaching this level of anticipated reduction in the 2023-2024 period. These emission reductions would occur as a component of the larger 2016 AQMP strategy, which was specifically designed to reduce ozone levels.

PR 2305 would not receive SIP credit

The concern about SIP credit does not consider the full range of options normally available to fold emission reductions into the SIP inventory. These options are discussed in Appendix D of the staff report. As an example, the indirect source rule adopted by San Joaquin Valley Air District was approved into the SIP by U.S. EPA, but the approval did not include any 'SIP credit' for emission reductions. However, the emission reductions achieved by their rules are included as part of normal updates to the mobile source emissions inventory in regular updates by CARB. This is likely the primary process by which SIP creditable emissions reductions would be accounted for with PR 2305 as well. Other prospective SIP creditable emission reductions methods may be possible too with the WAIRE Mitigation Program once funds are received and the program has been established.

Insufficient time to comply with deadlines soon after Board vote

The most recent draft of PR 2305 includes additional time for compliance. The first report would be due September 1, 2021 (adding about two months compared to the previous proposal), and the first compliance period would begin January 1, 2022 (adding six months to the previous proposal).

NZE yard trucks and infrastructure should be included, and the WAIRE Points system should be revised so that NZE options get more points

The WAIRE Implementation Guidelines have been revised to allow NZE yard trucks fueled with renewable fuels to earn WAIRE Points, using a customized WAIRE plan, and a streamlined calculation has been provided, using methods consistent with the WAIRE Menu Technical Report. NZE fueling infrastructure has not been included in part to support state goals for advancing ZE technology, and because previous statements from the natural gas industry have indicated that their business model does not require government support for

fueling infrastructure, only for the trucks themselves. The current WAIRE Points system is designed to give points based on the emission reductions from an action, as well as from the cost. NZE trucks are treated equally with other technologies in the WAIRE Menu. Including the cost in the calculation is important because it serves as a proxy for an operator's level of effort to comply with the rule and it is a common metric to all WAIRE Menu items. In addition, as shown in the analysis in the staff report, when comparing NZE options with comparable ZE options (e.g., third party Class 8 truck visits), even with less points per visit, the NZE option results in lower costs and higher emissions reductions.

No sunset date even if air quality standards are met

The most recent draft of PR 2305 includes a sunset provision when the latter of the state or federal ozone standard of 70 parts per billion is attained. The Executive Officer will provide recommendations to the Board one year prior to this anticipated date with recommendations about whether to keep all or parts of the rule, including consideration of anti-backsliding or maintenance plan requirements.

Small warehouses should not be included in PR 2305

The smallest warehouse included in the rule is 100,000 square feet, and the smallest operator includes 50,000 square feet in a building with at least 100,000 square feet of warehousing activity. The most recent draft of PR 2305 includes a very low activity provision where operators with a WPCO <10 would not be required to earn WAIRE Points. This is equal to an average of about two Class 8 truck visits/day, about 1/3rd the amount of activity of a typical 50,000 square foot operator.

The rule should be more stringent

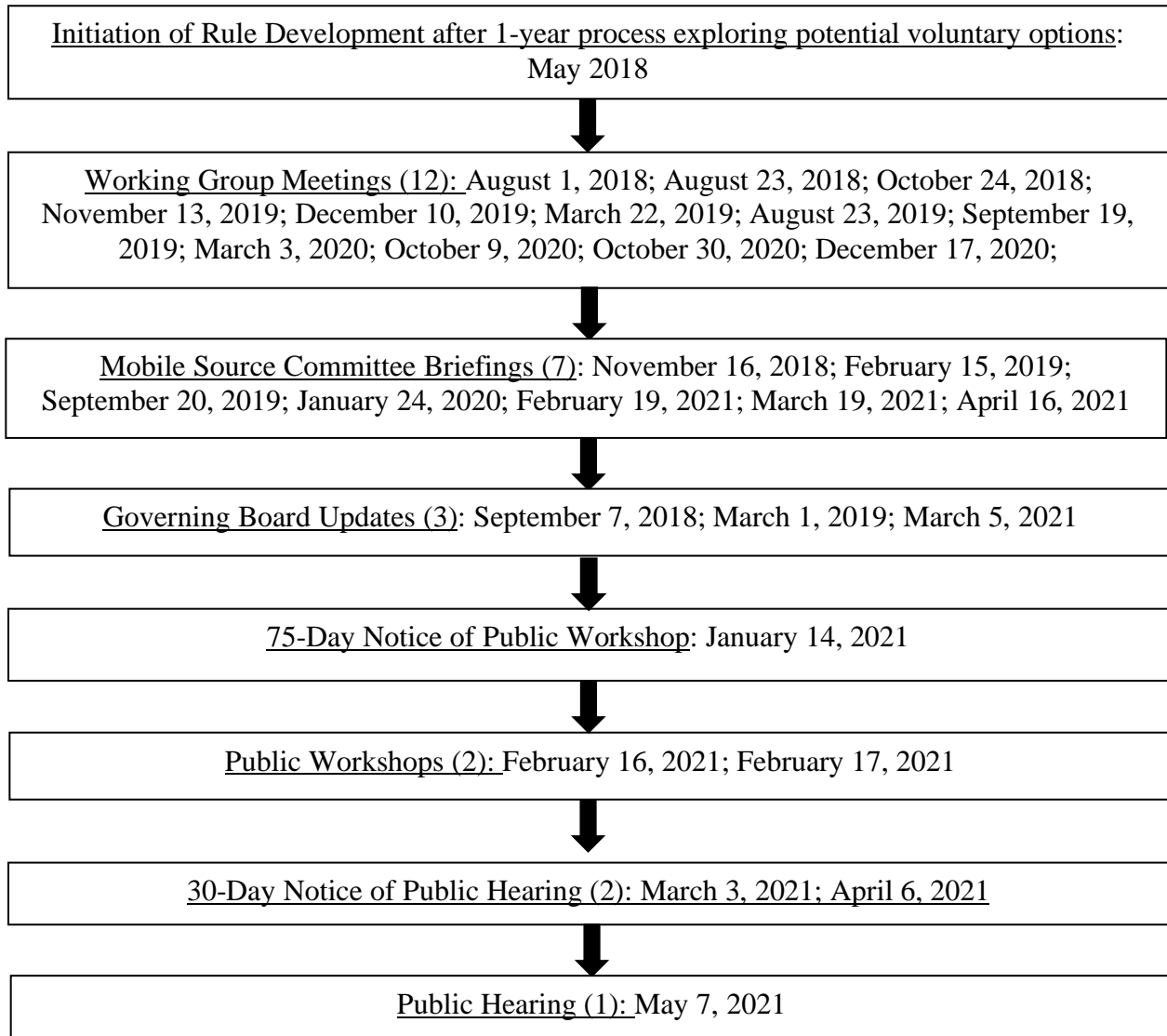
A range of potential stringencies has been considered during development of the proposed rule. A higher stringency would result in higher emission reductions and greater public health benefits, but would also impose higher costs on industry. At the highest stringency evaluated (0.005 Points per WATT), the costs for some compliance approaches may cause some warehouses relocate to nearby areas outside of South Coast AQMD. A study of the proposed stringency (0.0025 Points per WATT) found that no warehouses would be expected to leave beyond baseline conditions that exist without the rule. Because this is a new program, staff will provide annual reports on implementation of PR 2305 (if approved) to the Mobile Source Committee to evaluate how industry is responding to the rule, and will make recommendations at that time on any changes to rule stringency, if warranted.

The rule should focus more on zero emissions technologies

PR 2305 includes a mix of ZE and NZE technologies. NZE technologies have been included as these trucks are expected to be more widely available early in the life of the rule, and can provide early emission reductions more cost-effectively, a critical concern given upcoming attainment deadlines. NZE technologies have at least 90% lower NO_x than diesel trucks, and no toxic DPM. Some fleets already have begun using this technology (some in part with the assistance of South Coast AQMD incentive funds), and allowing its use in the rule would avoid stranding those assets. However, the Board Resolution includes a technology review in five years, including for ZE and NZE technologies, and staff will make recommendations to update the WAIRE Menu at that time, if warranted.

ATTACHMENT C RULE DEVELOPMENT PROCESS

Proposed Rule 2305 – Warehouse Indirect Source Rule – Warehouse Actions and Investments to Reduce Emissions Program, and Proposed Rule 316 – Fees for Rule 2305



36 months spent in rule development
Two (2) Public Workshops
Seven (7) Mobile Source Committee Meetings
Twelve (12) Working Group Meetings

ATTACHMENT D

KEY CONTACTS LIST

- Agility Fuel Solutions / Hexagon Agility
- Airlines for America
- Amazon
- American Lung Association (ALA)
- AMPLY
- BizFed
- BYD Company Ltd
- California Air Resources Board (CARB)
- California Council for Environment and Economic Balance (CCEEB)
- California Public Utilities Commission (CPUC)
- California Trucking Association (CTA)
- Coalition for Clean Air (CCA)
- Center for Community Action and Environmental Justice (CCA EJ)
- California Energy Commission (CEC)
- California Hydrogen Business Council (CHBC)
- Clean Energy Fuels
- Del Amo Action Committee
- Disneyland Resort
- Earthjustice
- East Yard Communities for Environmental Justice (EYCEJ)
- Fedex
- Gladstein Neandross and Associates (GNA)
- Greenlots
- International Brotherhood of Electrical Workers (IBEW)
- Institute of Transportation Engineers (ITE)
- International Warehouse Logistics Association (IWLA)
- Los Angeles Cleantech Incubator (LACI)
- Latham and Watkins
- Los Angeles World Airports (LAWA)
- Long Beach Alliance for Children with Asthma (LBACA)
- Lineage Logistics
- Lion Electric
- Luskin Center
- National Association of Industrial and Office Properties (NAIOP)
- Nestle
- National Resource Defense Council (NRDC)
- OrangeEV
- Peoples Collective for Environmental Justice (PC4EJ)
- Propane Education & Research Council (PERC)
- Pacific Merchant Shipping Association (PMSA)
- Port of Long Beach (POLB)
- Port of Los Angeles (POLA)
- Ramboll
- Sierra Club
- Southern California Gas (SoCal Gas)
- Tesla
- Trimodal
- U.S. EPA
- United Airlines
- United Parcel Service (UPS)
- Volvo
- Walmart
- Watson Land Company
- Western Propane Gas Association (WPGA)
- Warehouse Worker Resource Center (WWRC)

ATTACHMENT E

RESOLUTION NO. 21-_____

A Resolution of the Governing Board of the South Coast Air Quality Management District (South Coast AQMD) certifying the Final Environmental Assessment (EA) for Proposed Rule 2305 – Warehouse Indirect Source Rule – Warehouse Actions and Investments to Reduce Emissions Program, and Proposed Rule 316 – Fees for Rule 2305.

A Resolution of the South Coast AQMD Governing Board adopting Rule 2305 – Warehouse Indirect Source Rule – Warehouse Actions and Investments to Reduce Emissions Program, and Rule 316 – Fees for Rule 2305.

A Resolution of the South Coast AQMD Governing Board submitting Rule 2305 – Warehouse Indirect Source Rule – Warehouse Actions and Investments to Reduce Emissions Program to EPA for inclusion in the State Implementation Plan.

WHEREAS, the South Coast AQMD Governing Board finds and determines that Proposed Rule 2305 and Proposed Rule 316 are considered a “project” as defined by the California Environmental Quality Act (CEQA); and

WHEREAS, the South Coast AQMD has had its regulatory program certified pursuant to Public Resource Code Section 21080.5 and CEQA Guidelines Section 15251(1), and has conducted a CEQA review and analysis of the proposed project pursuant to such program (South Coast AQMD Rule 110): and

WHEREAS, the South Coast AQMD Governing Board has determined that the requirements for an Environmental Impact Report have been triggered pursuant to its Certified Regulatory Program and CEQA Guidelines Section 15081, and that an Environmental Assessment (EA), a substitute document allowed pursuant to CEQA Guidelines Section 15252 and South Coast AQMD’s Certified Regulatory Program, is appropriate; and

WHEREAS, the South Coast AQMD Governing Board hereby finds that Rule 316 is statutorily exempt from CEQA pursuant to Public Resources Code Section 21080(b)(8) and CEQA Guidelines Section 15273 because it finds that the fees are for the purpose of meeting operating expenses including the administration and enforcement of Rule 2305 and the WAIRE mitigation fee program; and

WHEREAS, the South Coast AQMD prepared a Draft EA pursuant to its Certified Regulatory Program and CEQA Guidelines Sections 15081 and 15252 setting forth the potential environmental consequences of Proposed Rule 2305 and Proposed Rule 316 and determined that the proposed project would have the potential to generate significant adverse environmental impacts for the topics of: 1) aesthetics; 2) agriculture and forestry resources; 3) air quality and greenhouse gas emissions; 4) biological resources; 5) cultural resources; 6) energy; 7) geology and soils; 8) hazardous

materials and solid and hazardous waste; 9) hydrology and water quality; 10) mineral resources; 11) noise; 12) transportation; and 13) utilities and service systems; and

WHEREAS, the Draft EA was circulated for a 45-day public review and comment period from January 26, 2021 to March 12, 2021, and seven comment letters were received; and

WHEREAS, the Draft EA has been revised to include the comment letters received on the Draft EA and the responses, so that it is now a Final EA; and

WHEREAS, it is necessary that the South Coast AQMD Governing Board review the Final EA prior to its certification, to determine that it provides adequate information on the potential adverse environmental impacts that may occur as a result of adopting the proposed project, including responses to the comment letters received relative to the Draft EA; and

WHEREAS, pursuant to CEQA Guidelines Section 15252(a)(2)(A), since significant adverse environmental impacts were identified, the Final EA includes an alternatives analysis and analysis of mitigation measures; and

WHEREAS, no feasible mitigation measures were identified that would reduce or eliminate the significant adverse impacts, and thus no Mitigation, Monitoring, and Reporting Plan has been prepared; and

WHEREAS, Findings pursuant to Public Resources Code Section 21081.6 and CEQA Guidelines Section 15091, and a Statement of Overriding Considerations pursuant to CEQA Guidelines Section 15093, regarding the potentially significant adverse environmental impacts that cannot be mitigated to less than significant levels, have been prepared and are included in Appendix 1 to this Resolution, which is attached and incorporated herein by reference; and

WHEREAS, the South Coast AQMD Governing Board that is voting to adopt Proposed Rule 2305 and Proposed Rule 316 has reviewed and considered the information contained in the Final EA, including the responses to the comment letters, the Findings, the Statement of Overriding Considerations, and all other supporting documentation, prior to its certification, and has determined that the Final EA, including the responses to comment letters received, has been completed in compliance with CEQA; and

WHEREAS, Proposed Rule 2305 and Proposed Rule 316 and supporting documentation including but not limited to, the Final EA, the Final Staff Report, and the Socioeconomic Impact Assessment, were presented to the South Coast AQMD Governing Board and the South Coast AQMD Governing Board has reviewed and considered this information, as well as has taken and considered staff testimony and public comment prior to approving the project; and

WHEREAS, the South Coast AQMD Governing Board finds and determines that all the changes made in the Final EA after the public notice of availability of the Draft EA, were not substantial revisions and do not constitute significant new information within the meaning of CEQA Guidelines Sections 15073.5 and 15088.5, because: 1) no new, unavoidable significant environmental impacts would

result from the project or from a new mitigation measure proposed to be implemented; 2) there is no substantial increase in the severity of an environmental impact; 3) no other feasible project alternative or mitigation measure was identified that would clearly lessen the environmental impacts of the project and was considerably different from others previously analyzed, 4) the Draft EA did not deprive the public from meaningful review and comment, and 5) all changes merely clarify, amplify, or make insignificant modifications to the Draft EA, such that recirculation is therefore not required; and

WHEREAS, the Final EA reflects the independent judgement and analysis of the South Coast AQMD Governing Board; and

WHEREAS, the South Coast AQMD Governing Board finds and determines, taking into consideration the factors in Section (d)(4)(D) of the Governing Board Procedures (codified as Section 30.5(4)(D)(i) of the Administrative Code), that the modifications to Proposed Rule 2305 and Proposed Rule 316 since the notice of public hearing was published are clarifications that meet the same air quality objective and are not so substantial as to significantly affect the meaning of the proposed rule within the meaning of Health and Safety Code Section 40726 because: (a) the changes do not impact emission reductions, (b) changes do not affect the number or type of sources regulated by the rules, (c) the changes are consistent with the information contained in the notice of public hearing, and (d) the effects of Proposed Rule 2305 and Proposed Rule 316 do not exceed the effects of the range of alternatives analyzed in the CEQA document; and

WHEREAS, the South Coast AQMD Governing Board has determined that there is a problem that PR 2305 will help alleviate which is that the South Coast AQMD is not in attainment of federal and state standards for ozone, and particulate matter, a need exists to adopt Proposed Rule 2305 to reduce oxides of nitrogen and particulate matter emissions to assist in meeting state and federal air quality standards for ozone and fine particulate matter, and to facilitate emission and exposure reductions from these pollutants related to warehouse operations; and

WHEREAS, the South Coast AQMD Government Board adopted the 2016 Air Quality Management Plan to establish a path toward the goal of attainment of state and federal ambient air quality standards, which included a Facility-Based Mobile Source Measure directed at warehouses; and

WHEREAS, the South Coast AQMD Governing Board directed South Coast AQMD Staff to conduct an independent study of the impacts of a warehouse indirect source rule; and

WHEREAS, the South Coast AQMD Governing Board directed South Coast AQMD Staff to develop a warehouse indirect source rule; and

WHEREAS, the South Coast AQMD Governing Board has determined that adoption of Proposed Rule 2305 would also be consistent with Community Emission Reduction Plans adopted for the AB 617 communities in San Bernardino/Muscoy, Wilmington/Carson/West Long Beach, East Los Angeles/Boyle Heights/West Commerce, and Southeast Los Angeles; and

WHEREAS, Proposed Rule 2305 would establish a menu-based points system that would apply to owners and operators of warehouses at least 100,000 square feet in size;

WHEREAS, Proposed Rule 2305 would require warehouse operators to annually earn a prescribed number of points based on the truck trips that visit the warehouse; and

WHEREAS, Proposed Rule 2305 would allow points to be earned by acquiring or using any of the following: near-zero emission (NZE) or zero emission (ZE) trucks, NZE and ZE yard trucks, ZE charging and fueling infrastructure, solar panels, and/or installing filters in ventilations systems for nearby sensitive land uses; and

WHEREAS, Proposed Rule 2305 would allow points to be earned by developing and implementing a site-specific custom plan or paying a mitigation fee; and

WHEREAS, Proposed Rule 316 has been developed to establish fees for warehouse operators to fund the South Coast AQMD compliance activities associated with Proposed Rule 2305 pursuant to Health and Safety Code Section 40522.5 that authorizes South Coast AQMD to collect fees to recover costs associated with regulatory programs for areawide or indirect sources; and

WHEREAS, the South Coast AQMD Governing Board has determined that the Socioeconomic Impact Assessment of Proposed Rule 2305 and Proposed Rule 316 is consistent with the March 17, 1989 Governing Board Socioeconomic Resolution for rule adoption; and

WHEREAS, the South Coast AQMD Governing Board has determined that the Socioeconomic Impact Assessment for Proposed Rule 2305 and Proposed Rule 316 is consistent with the provisions of Health and Safety Code Sections 40440.8 and 40728.5; and

WHEREAS, the South Coast AQMD Governing Board has determined Proposed Rule 2305 and Proposed Rule 316 will result in increased costs to the affected industries, with a total annualized cost as specified in the Socioeconomic Impact Assessment; and

WHEREAS, the South Coast AQMD Governing Board has actively considered the Socioeconomic Impact Assessment and has made a good faith effort to minimize such impacts; and

WHEREAS, the South Coast AQMD staff conducted a CEQA Scoping Meeting on December 2, 2020 and a Public Workshop on February 16, 2021 for Proposed Rule 2305 and Proposed Rule 316; and

WHEREAS, Proposed Rule 2305 will be submitted to the California Air Resources Board and the United States Environmental Protection Agency for inclusion into the State Implementation Plan; and

WHEREAS, Health and Safety Code Section 40727 requires that prior to adopting, amending or repealing a rule or regulation, the South Coast AQMD Governing Board shall make findings of necessity, authority, clarity, consistency, non-duplication, and reference based on relevant information presented at the public hearing and in the Final Staff Report; and

WHEREAS, Proposed Rule 2305 and Proposed Rule 316 implement sections of the Federal Clean Air Act including 42 U.S.C. §§ 7410, 7416, 7502, 7511a, and 7513a. The South Coast AQMD Governing Board has determined that a need exists to adopt Proposed Rule 2305 to reduce regional and local oxides of nitrogen and diesel particulate matter emissions to assist in meeting state and federal air quality standards for ozone and fine particulate matter, and to facilitate emission and exposure reductions from these pollutants related to warehouse operations; and

WHEREAS, the South Coast AQMD Governing Board obtains its authority to adopt, amend or repeal rules and regulations from Sections 39002, 39650 et. seq., 40000, 40440, 40441, 40506, 40510, 40522, 40522.5, 40701, 40702, 40716, 40717, 40725 through 40728, 40910, 40920.5, 41508, 41511 and 41700 of the Health and Safety Code; and

WHEREAS, the South Coast AQMD Governing Board has determined that Proposed Rule 2305 and Proposed Rule 316 are written or displayed so that the meaning can be easily understood by the persons directly affected by it; and

WHEREAS, the South Coast AQMD Governing Board has determined that Proposed Rule 2305 and Proposed Rule 316 are in harmony with and not in conflict with or contradictory to, existing statutes, court decisions or state or federal regulations; and

WHEREAS, the South Coast AQMD Governing Board has determined that Proposed Rule 2305 and Proposed Rule 316 do not impose the same requirements as any existing state or federal regulations, and the proposed rule is necessary and proper to execute the powers and duties granted to, and imposed upon, South Coast AQMD; and

WHEREAS, the South Coast AQMD Governing Board, in adopting Proposed Rule 2305 and Proposed Rule 316, references the following statutes which the South Coast AQMD hereby implements, interprets, or makes specific: Health and Safety Code Sections, 40440, 40716, 40717, 41700 and 42 U.S.C. §§ 7410 and 7416; and

WHEREAS, Health and Safety Code Section 40727.2 requires the South Coast AQMD to prepare a written analysis of existing federal air pollution control requirements applicable to the same source type being regulated whenever it adopts, or amends a rule, and the South Coast AQMD's comparative analysis of Proposed Rule 2305 and Proposed Rule 316 are included in the Final Staff Report; and

WHEREAS, a public hearing has been properly noticed in accordance with the provisions of Health and Safety Code Section 40725 and 40440.5; and

WHEREAS, the South Coast AQMD Governing Board has held a public hearing in accordance with all applicable provisions of state and federal law; and

WHEREAS, the South Coast AQMD specifies that the Planning and Rules Division Deputy Executive Officer overseeing the development of Proposed Rule 2305 and Proposed Rule 316 as the custodian of the documents or other materials which constitute the record of proceedings upon which the adoption of the proposed rules is based, which are located at the South Coast Air Quality Management District, 21865 Copley Drive, Diamond Bar, California; and

NOW, THEREFORE, BE IT RESOLVED, that the South Coast AQMD Governing Board has considered the Final EA for Proposed Rule 2305 and Proposed Rule 316 together with all comments received during the public review period, and, on the basis of the whole record before it, the South Coast AQMD Governing Board: 1) finds that the Final EA, including the responses to the comment letters, was completed in compliance with CEQA and the South Coast AQMD's Certified Regulatory Program, 2) finds that the Final EA and all supporting documents were presented to the South Coast AQMD Governing Board, whose members exercised their independent judgment and reviewed, considered and approved the information therein prior to acting on Proposed Rule 2305 and Proposed Rule 316, and 3) certifies the Final EA; and

BE IT FURTHER RESOLVED, that the Governing Board does hereby adopt Findings pursuant to CEQA Guidelines Section 15091 and a Statement of Overriding Considerations pursuant to CEQA Guidelines 15093, as required by CEQA, and which are included as Appendix 1 to this Resolution and incorporated herein by reference; and

BE IT FURTHER RESOLVED, that the South Coast AQMD Governing Board does hereby adopt, pursuant to the authority granted by law, Proposed Rule 2305 and Proposed Rule 316 as set forth in the attached, and incorporated herein by reference; and

BE IT FURTHER RESOLVED, that the South Coast AQMD Governing Board does hereby direct the Executive Officer to develop the Warehouse Actions and Investments to Reduce Emissions (WAIRE Mitigation Program) with funds generated from mitigation fee payments from Proposed Rule 2305 and Proposed Rule 316; and

BE IT FURTHER RESOLVED, that any solicitations for projects and project awards using funds from the WAIRE Mitigation Program must be first approved by the South Coast AQMD Governing Board. Proposed solicitations and project awards shall be presented to the Technology Committee and Governing Board no less frequently than an annual basis; and

BE IT FURTHER RESOLVED, that the Governing Board hereby directs the Executive Officer to track mitigation fees paid by warehouse operators according to the Source Receptor Area and County in which they are located; and

BE IT FURTHER RESOLVED, that projects funded by the WAIRE Mitigation Program shall achieve and/or facilitate emission reductions in the same Source Receptor Areas (SRAs) and counties in which the mitigation fees were paid. If sufficient projects are not identified in each individual SRA relative to the available funding, then funds may be directed either to an adjacent SRA in the same county, or held for a subsequent funding; and

BE IT FURTHER RESOLVED, that funding from the WAIRE Mitigation Program may be combined with other incentive funding programs as allowed by the funding program to be combined; and

BE IT FURTHER RESOLVED, that any recipients of WAIRE Mitigation Program incentives that involve construction work use a skilled and trained workforce as defined in Public Contract Code section 2601 to perform such work; and

BE IT FURTHER RESOLVED, that any recipients of WAIRE Mitigation Program incentives that involve the installation of electric vehicle infrastructure shall: 1) be installed by a contractor with the appropriate license classification, as determined by the Contractors' State License Board, and at least one electrician on each crew, at any given time, holds an Electric Vehicle Infrastructure Training Program certification, and 2) meet a requirement that at least 25 percent of the total electricians working on an electric vehicle infrastructure project installing a charging port supplying 25 kW or more, at any given time, hold Electric Vehicle Infrastructure Training Program certification, consistent with the Public Utilities Code section 740.20; and

BE IT FURTHER RESOLVED, that any recipients of WAIRE Mitigation Program incentives or funding for the installation of ZE charging or fueling infrastructure for on-road vehicles that are not yard trucks must make the stations available for public use; and

BE IT FURTHER RESOLVED, that, consistent with existing South Coast AQMD funding programs, any recipients of WAIRE Mitigation Program incentives shall disclose any labor violations in the three years prior to receiving funding and during the life of the funded project; and

BE IT FURTHER RESOLVED, that the South Coast AQMD Governing Board does hereby direct the Executive Officer to evaluate the state of technology and the WAIRE Menu every five years from the date of adoption of Proposed Rule 2305 and to report the results and make any recommendations for potential updates to the WAIRE Menu to the Mobile Source Committee; and

BE IT FURTHER RESOLVED, that the South Coast AQMD Governing Board does hereby direct the Executive Officer to ensure that, prior to WAIRE Mitigation Program solicitations and awards, public outreach is conducted that includes community groups, local governments, and small business; and

BE IT FURTHER RESOLVED, that the Executive Officer is hereby directed to develop an online portal for the purpose of submitting required reports and documents as required by Proposed Rule 2305 and Proposed Rule 316, as well as to

provide the public information about how warehouse operators and owners are complying with Proposed Rule 2305 and Proposed Rule 316, and how WAIRE Mitigation Program funds are spent; and

BE IT FURTHER RESOLVED, that the Executive Officer is hereby directed to conduct outreach to applicable warehouse operators to provide training and guidance on how to comply with PR 2305 with emphasis on warehouse operators that are small businesses; and

BE IT FURTHER RESOLVED, that the Executive Officer is hereby directed to provide annual updates on the status and progress of Proposed Rule 2305 and Proposed Rule 316 to the-South Coast AQMD Mobile Source Committee; and

BE IT FURTHER RESOLVED, that the Executive Officer is hereby directed to forward a copy of this Resolution and Proposed Rule 2305 to the California Air Resources Board for approval and subsequent submittal to the U.S. Environmental Protection Agency for inclusion into the State Implementation Plan.

DATE: _____

CLERK OF THE BOARDS

ATTACHMENT F

SOUTH COAST AIR QUALITY MANAGEMENT DISTRICT

**Appendix 1 to the Resolution for:
Final Environmental Assessment for Proposed Rule 2305 – Warehouse Indirect
Source Rule – Warehouse Actions and Investments to Reduce Emissions
(WAIRE) Program and Proposed Rule 316 – Fees for Rule 2305**

Findings and Statement of Overriding Considerations

April 2021

**State Clearinghouse No. 2020110225
South Coast AQMD No. 11132020RB**

Executive Officer
Wayne Nastri

Deputy Executive Officer
Planning, Rule Development and Area Sources
Sarah L. Rees, Ph.D.

Assistant Deputy Executive Officer
Planning, Rule Development and Area Sources
Ian MacMillan

Assistant Deputy Executive Officer
Planning, Rule Development and Area Sources
Susan Nakamura

Prepared By:	Ryan Bañuelos	Air Quality Specialist
	Alina Mullins	Air Quality Specialist
	Lijin Sun	Program Supervisor
	PlaceWorks Inc.	

Reviewed By:	Victor Juan	Program Supervisor
	Barbara Radlein	Program Supervisor
	Farimah Shirmohammadi, Ph.D.	Air Quality Specialist
	Jillian Wong, Ph.D.	Planning and Rules Manager, CEQA
	Barbara Baird	Chief Deputy Counsel
	Veera Tyagi	Principal Deputy District Counsel
	Shute, Mihaly & Weinberger LLP	

**SOUTH COAST AIR QUALITY MANAGEMENT DISTRICT
GOVERNING BOARD**

CHAIRMAN: DR. WILLIAM A. BURKE
Speaker of the Assembly Appointee

VICE CHAIRMAN: BEN BENOIT
Mayor Pro Tem, Wildomar
Cities of Riverside County

MEMBERS:

LISA BARTLETT
Supervisor, Fifth District
County of Orange

JOE BUSCAINO
Council Member, 15th District
City of Los Angeles Representative

MICHAEL A. CACCIOTTI
Mayor Pro Tem, South Pasadena
Cities of Los Angeles County/Eastern Region

VANESSA DELGADO
Senate Rules Committee Appointee

GIDEON KRACOV
Governor's Appointee

SHEILA KUEHL
Supervisor, Third District
County of Los Angeles

LARRY MCCALLON
Mayor Pro Tem, Highland
Cities of San Bernardino County

V. MANUEL PEREZ
Supervisor, Fourth District
County of Riverside

REX RICHARDSON
Vice Mayor, City of Long Beach
Cities of Los Angeles County/Western Region

CARLOS RODRIGUEZ
Mayor Pro Tem, Yorba Linda
Cities of Orange County

JANICE RUTHERFORD
Supervisor, Second District
County of San Bernardino

EXECUTIVE OFFICER:
WAYNE NASTRI

TABLE OF CONTENTS

I.	Introduction.....	1
II.	CEQA Provisions Regarding Findings	7
III.	California Environmental Quality Act.....	8
IV.	Findings on Impacts Determined to be Less Than Significant	14
V.	Findings Regarding Potentially Significant Environmental Impacts	22
VI.	Findings for Alternatives to the Proposed Project	45
VII.	Findings Conclusion	57
VIII.	Statement of Overriding Considerations.....	57
IX.	Record of Proceedings	65

I. INTRODUCTION

The South Coast Air Quality Management District (South Coast AQMD) has developed Proposed Rule (PR) 2305 – Warehouse Indirect Source Rule - Warehouse Actions and Investments to Reduce Emissions (WAIRE) Program, to facilitate local and regional emission reductions associated with existing and new warehouses with an indoor warehouse floor space equal to or greater than 100,000 square feet within a single building and the mobile sources attracted to these warehouses. PR 2305 will be submitted into the State Implementation Plan (SIP). South Coast AQMD also developed PR 316 – Fees for Rule 2305, a fee program designed to recover administrative costs associated with PR 2305. These proposed rules were determined to be a “project” as defined by the California Environmental Quality Act (CEQA) and the Public Resources Code Section 21000 et. seq. Specifically, CEQA requires: 1) the potential adverse environmental impacts of proposed projects to be evaluated; and 2) feasible methods to reduce or avoid any identified significant adverse environmental impacts of these projects to also be evaluated. Since PR 2305 and PR 316 are South Coast AQMD-proposed rules, the South Coast AQMD has the greatest responsibility for carrying out or approving the project as a whole, which may have a significant effect upon the environment, and is the most appropriate public agency to act as lead agency. [Public Resources Code Section 21067 and CEQA Guidelines Section 15051(b)].¹

Thus, the analysis of PR 2305 and PR 316 indicated that the type of CEQA document appropriate for the proposed project is an Environmental Assessment (EA) with significant impacts. The EA is a substitute CEQA document, which the South Coast AQMD, as lead agency for the proposed project, prepared in lieu of an Environmental Impact Report (EIR) with significant impacts (CEQA Guidelines Section 15252), pursuant to the South Coast AQMD’s Certified Regulatory Program (Public Resources Code Section 21080.5, CEQA Guidelines Section 15251(l); South Coast AQMD Rule 110 – Rule Adoption Procedures to Assure Protection and Enhancement of the Environment). Therefore, as lead agency, the South Coast AQMD has prepared a Final EA with significant environmental impacts pursuant to CEQA Guidelines Sections 15089 and 15132.

When considering for approval a proposed project that has one or more significant adverse environmental effects, a public agency must make one or more written findings for each significant adverse effect, accompanied by a brief rationale for each finding (Public Resources Code Section 21081 and CEQA Guidelines Sections 15065 and 15091). The analysis in the Final EA concluded that the proposed project has the potential to generate significant adverse environmental impacts on aesthetics, agriculture and forestry resources, air quality and greenhouse gas emissions, biological resources, cultural and tribal cultural resources, energy, geology and soils, hazard materials and solid and hazardous waste, hydrology and water quality, mineral resources (during operations), noise, transportation, and utilities and service systems (during operations). For a

¹ CEQA Guidelines refers to California Code of Regulations, Title 14, Section 15000 and following.

proposed project with significant adverse environmental impacts, CEQA also requires the lead agency to balance the economic, legal, social, technological, or other benefits of a proposed project against its significant unavoidable environmental impacts when determining whether to approve the proposed project. Under CEQA Guidelines Section 15093(a), “If the specific economic, legal, social, technological, or other benefits of a project outweigh the unavoidable significant adverse environmental effects, the adverse environmental effects may be considered ‘acceptable.’” Thus, after adopting findings, the lead agency must also adopt a “Statement of Overriding Considerations” to approve a proposed project with significant adverse environmental effects.

South Coast AQMD’s certified regulatory program does not impose any greater requirements for making written findings for significant environmental effects than is required for an EIR under CEQA.

When a lead agency adopts measures to mitigate or avoid significant adverse environmental effects, a mitigation and monitoring report may be required pursuant to CEQA Guidelines Section 15097 and Public Resources Code Section 21081.6. The Final EA does not identify any CEQA mitigation measures within the authority of South Coast AQMD to adopt or implement and South Coast AQMD has no authority to impose mitigation measures on local governments, or other agencies. Therefore, no Mitigation, Monitoring, and Reporting Program is included in this document.

A. Project Summary

The proposed project is comprised of PR 2305, including a mitigation fee program component, PR 316, to recover administrative costs, and the submittal of PR 2305 into the SIP. PR 2305 has been developed to reduce emissions and facilitate local and regional emission reductions associated with existing and new warehouses with an indoor warehouse floor space equal to or greater than 100,000 square feet within a single building and the mobile sources attracted to these warehouses. Under PR 2305, operators of applicable existing and new warehouses would be subject to an annual Warehouse Actions and Investments to Reduce Emissions (WAIRE) Points Compliance Obligation (WPCO) intended to reduce regional and local NO_x and PM emissions associated with warehouses and from mobile sources attracted to warehouses. PR 2305 implements Control Measure MOB-03 – Emission Reductions at Warehouse Distribution Centers, which is one of four Facility-Based Mobile Source Measures identified in the 2016 Air Quality Management Plan (AQMP) for the warehouse and distribution sector.

To meet the WPCO, WAIRE Points can be earned by warehouse operators and/or owners by selecting from a menu of implementation measures: 1) acquiring and/or using near-zero emissions (NZE) and zero-emission (ZE) trucks; 2) acquiring and/or using ZE yard trucks; 3) installing and/or using ZE charging/fueling infrastructure (e.g., electric charger, hydrogen fuel station) for cars, trucks, and/or transport refrigeration units; 4) installing and/or using onsite energy systems

(e.g., solar panels); and 5) implementing community benefits (e.g., operation of Minimum Efficiency Reporting Value (MERV) filters or filtration systems rated MERV-16 or greater). In addition, warehouse operators may apply to earn WAIRE Points through a Custom WAIRE Plan specific to their operations that satisfy prescribed performance metrics. WAIRE Points may be earned only for “surplus” actions that go beyond existing state and federal regulations. The WAIRE Points obligation for a warehouse operator and/or owner is calculated by multiplying the number of weighted annual truck trips (WATT) by a stringency factor and an annual variable. The stringency factor is a dimensionless multiplier that determines how many points an operator needs to earn, and the annual variable is a dimensionless multiplier which controls how the stringency will phase in through time.

In lieu of earning WAIRE Points through WAIRE Menu Options or a Custom WAIRE Plan, or to supplement earned WAIRE Points to satisfy the WPCO, within each compliance year, a warehouse operator may choose to pay an optional mitigation fee to South Coast AQMD that would be used in a mitigation program implemented by South Coast AQMD to achieve or facilitate the emissions reductions. Similar to the measures used to earn WAIRE Points, the mitigation program would implement measures such as subsidizing the purchase of NZE and ZE trucks and/or the installation of charging and fueling infrastructure for ZE trucks. The mitigation program would prioritize use of the mitigation fees in areas near the warehouses using this compliance option.

Implementation of the proposed project is expected to result in long-term and permanent emission reductions of nitrogen oxides (NO_x) and particulate matter (PM) in South Coast AQMD’s jurisdiction, including diesel PM and reduced associated public health impacts from warehouse activities which will vary depending upon the implementation measures employed, reduce air pollution that disproportionately affects environmental justice communities in accordance with AB 617, and reduce exposure from emissions associated with warehouse activities for communities located in the vicinity of a warehouse. There may be additional industrial properties and warehouse operators and owners that will only be required to provide reports but will not be required to earn WAIRE Points.

PR 316 has been developed to establish fees to be paid by warehouses subject to PR 2305 to recover South Coast AQMD administrative costs associated with submittal and review of various notifications and reports, Custom WAIRE Plan evaluation, and implementing a program using mitigation fees from warehouse operators that chose to pay a mitigation fee, as well as compliance activities such as conducting desktop audits, onsite inspections, and reviewing records.

The main objectives of the proposed project are to:

- 1) Reduce NO_x and PM emissions, including DPM emissions, and reduce associated public health impacts from warehouse activities.

- 2) Facilitate local and regional reduction of emissions associated with warehouses and the mobile sources attracted to warehouses in order to assist in meeting federal and state air quality standards for ozone and PM_{2.5}.
- 3) Implement actions to reduce air pollution that disproportionately affects environmental justice communities in accordance with AB 617.
- 4) Reduce exposure from emissions associated with warehouse activities for communities located in the vicinity of a warehouse.

B. WAIRE Points Scenarios

Because of the programmatic nature of the proposed project, it is not possible to predict how each of the warehouse operators will comply with the WAIRE Program. As a result, it is not possible to forecast a particular, region-wide compliance approach for the initial 2,902 warehouses that would likely need to earn WAIRE Points in any given year. Instead, the Final EA analyzes the potential environmental impacts that would result if all warehouse operators subject to the proposed project chose one of the “scenarios” described in Table 1 as their compliance path from 2022 through 2031 to meet their WPCO. Each modeled WAIRE Points scenario assumes the entire universe of warehouses meet their WPCO only through that action in each scenario. The WAIRE Points scenarios modeled serve as a bounding analysis approach. No single scenario in this bounding analysis is expected to occur. Rather, they present possible extreme compliance outcomes, and thus provide a conservative estimate of potential impacts. In reality, a hybrid of all scenarios (or other compliance approaches encompassed within the range of scenarios analyzed) is expected to occur. This approach allows for the analysis of environmental impacts associated with each of the individual compliance options as well as the range of environmental impacts and benefits from the proposed project that could be anticipated. See Section 4.0.1.2 of the Final EA for further discussion on WAIRE Points scenario modeling.

Table 1
WAIRE Points Scenarios

SCENARIO #	DESCRIPTION
Scenario 1	NZE Class 8 truck acquisitions and subsequent visits from those trucks
Scenario 2	NZE Class 8 truck acquisitions and subsequent visits from those trucks (early purchase) ^a
Scenario 3	NZE Class 8 truck acquisitions (funded by Carl Moyer program) and subsequent visits from those trucks ^{b, c}
Scenario 4	NZE Class 8 truck visits from non-owned fleets ^c
Scenario 5	ZE Class 8 truck visits from non-owned fleet ^{c,d}
Scenario 6	Level 3 charger installations followed by ZE Class 6 & Class 8 truck acquisitions and subsequent visits from those trucks, using installed chargers ^e
Scenario 7	Pay Mitigation Fee
Scenario 7a	Pay Mitigation Fee and account for NZE trucks visiting the facility incentivized from the WAIRE Mitigation Program
Scenario 8	NZE Class 6 truck acquisitions and subsequent visits from those trucks
Scenario 9	NZE Class 6 truck visits from non-owned fleets ^c
Scenario 10	ZE Class 6 truck visits from non-owned fleets ^c
Scenario 11	Rooftop solar panel installations and usage ^f
Scenario 12	Hydrogen station installations followed by ZE Class 8 truck acquisitions and subsequent visits from those trucks, using the hydrogen station ^g
Scenario 13	ZE Class 2b-3 truck acquisitions and subsequent visits from those trucks
Scenario 14	ZE Class 2b-3 truck visits from non-owned fleets
Scenario 15	Filter System Installations
Scenario 16	Filter Purchases
Scenario 17	TRU plug installations and usage in cold storage facilities ^h
Scenario 18	ZE Hostler Acquisitions and Usage

Notes: MERV: Maximum Efficiency Reporting Value

a One additional truck is acquired earlier than required, thus increasing WAIRE Points earned from truck visits in subsequent years.

b Mitigation fees paid to earn WAIRE Points in first year of compliance.

c No WAIRE Points earned for truck acquisitions.

d ZE Class 8 trucks are assumed to not be commercially available until late 2022. Mitigation fees paid to earn WAIRE Points until then.

e Chargers provide ~30,000 kWh/year per Class 6 truck, and ~90,000 kWh/yr per Class 8 truck. Class 8 trucks only acquired if 25 Class 6 trucks had been previously purchased for one warehouse.

f Solar panel coverage limited to 50 percent of building square footage. Mitigation fees used to make up any shortfall in WAIRE Points.

g System installation in first year is followed by a truck acquisition. In subsequent years trucks are only acquired if needed to earn WAIRE Points.

h Scenario is only applied to cold storage warehouses. Plugs limited to 1:10,000 sq. ft. of building space.

Furthermore, the Industrial Economics, Incorporated (IEc) Study titled “Assessment of Warehouse Relocations Associated with the South Coast AQMD Warehouse ISR” analyzed potential warehouse relocations to neighboring real estate markets outside of the South Coast AQMD's

jurisdiction in response to the WAIRE Program. The IEc study found that up to 10 warehouses potentially would relocate to neighboring regions today, even without the proposed project in place. Under the most conservative scenario analyzed in the IEc Study, i.e., where compliance with PR 2305 costs warehouse operators \$2.00 per square foot (which translates to a stringency factor of greater than 0.0050 WAIRE Points per WATT), the IEc study concluded that the proposed rule could result in approximately six additional warehouses being built outside of the South Coast AQMD's jurisdiction. For the currently proposed rule stringency of 0.0025 WAIRE Points per WATT, the IEc study supports the conclusion that the proposed project would not result in any warehouse relocations. Nonetheless, the Final EA assumed the potential for up to three warehouse relocations as the worst-case warehouse relocation scenario for the purpose of providing a conservative analysis of the proposed project's potential impacts on operational air quality, greenhouse gas (GHG) emissions, energy, and transportation. See Section 4.0.1.3.1 of the Final EA for further discussion on potential warehouse relocations.

Additionally, the IEc Study concluded that moving to a nearby region increases the travel time by only a few hours. In contrast, moving to a different port on the east coast would be more than 10+ days²; therefore, it is not reasonably foreseeable that cargo owners will ship their goods to other ports to avoid the cost of the proposed project. However, the Final EA conservatively considered that the proposed project could contribute to some cargo growth diversion at the Ports of Los Angeles and Long Beach. Since the amount of potential cargo growth diversion associated with the proposed project is speculative and it is not possible to identify where cargo would be diverted to or predict how cargo shippers would respond to the proposed project, cargo growth diversion impacts are discussed qualitatively throughout the EA, where applicable. See Section 4.0.1.3.2 of the Final EA for further discussion on potential cargo growth diversion.

The Final EA also assumed that implementation of the proposed project does not generate an increase in the national or even international demand for trucks used in the goods movement sectors because the proposed project will not increase the amount of cargo being transported. In analyzing the potential impacts of the purchase of new NZE and ZE trucks pursuant to the proposed project, the Final EA assumed that these new trucks will be replacing older trucks. The Final EA further assumes that some of the older trucks that are replaced by NZE and ZE trucks will be retired (i.e., scrapped) and some will be sold to other operators (either within the South Coast AQMD's jurisdiction or outside of it) to replace even older, higher emissions trucks in that operator's truck fleet. These assumptions are used in the analysis of the proposed project's environmental impacts and support the conclusion that the proposed project would result in a greater turnover of diesel trucks to NZE and ZE trucks than would have occurred without its implementation.

² South Coast Air Quality Management District.2021, April. Second Draft Staff Report Proposed Rule 2305 – Warehouse Indirect Source Rule - Warehouse Actions and Investments to Reduce Emissions (WAIRE) Program and Proposed Rule 316 – Fees for Rule 2305 (pp 55-56). <http://www.aqmd.gov/home/air-quality/clean-air-plans/air-quality-mgt-plan/facility-based-mobile-source-measures/warehs-distr-wkng-grp>

II. CEQA PROVISIONS REGARDING FINDINGS

CEQA generally requires agencies to make certain written findings before approving a project with significant environmental impacts. South Coast AQMD is exempt from some of CEQA's requirements pursuant to its Certified Regulatory Program, but complies with its provisions where required or otherwise appropriate.

CEQA Guidelines Section 15091 provides:

- (a) No public agency shall approve or carry out a project for which an EIR has been certified which identifies one or more significant environmental effects of the project unless the public agency makes one or more written findings for each of those significant effects, accompanied by a brief explanation of the rationale for each finding. The possible findings are:
 - 1. Changes or alterations have been required in, or incorporated into, the project which avoid or substantially lessen the significant environmental effect as identified in the final EIR.
 - 2. Such changes or alterations are within the responsibility and jurisdiction of another public agency and not the agency making the finding. Such changes have been adopted by such other agency or can and should be adopted by such other agency.
 - 3. Specific economic, legal, social, technological, or other considerations, including provision of employment opportunities for highly trained workers, make infeasible the mitigation measures or project alternatives identified in the final EIR.
- (b) The findings required by subsection (a) shall be supported by substantial evidence in the record.
- (c) The finding in subdivision (a)(2) shall not be made if the agency making the finding has concurrent jurisdiction with another agency to deal with identified feasible mitigation measures or alternatives. The finding in subsection (a)(3) shall describe the specific reasons for rejecting identified mitigation measures and project alternatives.
- (d) When making the findings required in subdivision (a)(1), the agency shall also adopt a program for reporting on or monitoring the changes which it has either required in the project or made a condition of approval to avoid or substantially lessen significant environmental effects. These measures

must be fully enforceable through permit conditions, agreements, or other measures.

- (e) The public agency shall specify the location and custodian of the documents or other material which constitute the record of the proceedings upon which its decision is based.
- (f) A statement made pursuant to Section 15093 does not substitute for the findings required by this section.

The “changes or alterations” referred to in CEQA Guidelines Section 15091(a)(1) may include a wide variety of measures or actions as set forth in CEQA Guidelines Section 15370, including:

- (a) Avoiding the impact altogether by not taking a certain action or parts of an action.
- (b) Minimizing impacts by limiting the degree or magnitude of the action and its implementation.
- (c) Rectifying the impact by repairing, rehabilitating, or restoring the impacted environment.
- (d) Reducing or eliminating the impact over time by preservation and maintenance operations during the life of the action.
- (e) Compensating for the impact by replacing or providing substitute resources or environments.

III. CALIFORNIA ENVIRONMENTAL QUALITY ACT

In conformance with the CEQA Statute and Guidelines, the South Coast AQMD’s Certified Regulatory Program (Public Resources Code Section 21080.5, CEQA Guidelines Section 15251(l), and South Coast AQMD Rule 110), South Coast AQMD conducted an extensive environmental review of the proposed project. Under its Certified Regulatory Program, the South Coast AQMD typically prepares an EA, a substitute CEQA document prepared in lieu of an EIR, for proposed projects with significant impacts (CEQA Guidelines Section 15252), to evaluate the environmental impacts for rule projects proposed for adoption or amendment.

The following describes South Coast AQMD’s environmental review process for the proposed project:

- South Coast AQMD determined that an EA would be required for the proposed project and issued a Notice of Preparation (NOP) of a Draft EA and Initial Study (IS) (collectively referred

to as “NOP/IS”) on November 12, 2020. The 32-day public review and comment period began Friday, November 13, 2020 and ended Tuesday, December 15, 2020.

- South Coast AQMD conducted a CEQA scoping meeting via video conference and by telephone on December 2, 2020 at 1:30 p.m.
- Based upon the environmental analysis in the NOP/IS, South Coast AQMD staff determined that a Draft EA should be prepared for the proposed project. The scope of the Draft EA was determined based on the NOP/IS, comments received in response to the NOP/IS, and comments received at the CEQA scoping meeting conducted by South Coast AQMD. Sections 1.2 and 4.0.1.1 of the Draft EA describe the issues identified for analysis in the Draft EA.
- South Coast AQMD prepared a Draft EA, which was made available for a 45-day public review and comment period beginning January 26, 2021 and ending Friday, March 12, 2021.
- South Coast AQMD held a public workshop on February 16, 2021 and a community meeting on February 17, 2021 regarding the proposed project during the public review and comment period for the Draft EA.
- South Coast AQMD prepared a Final EA, Findings, and a Statement of Overriding Considerations. The Final EA also contains comments received relative to the Draft EA, written responses to those comments, revisions including clarifications to the Draft EA, and appended documents.
- The Final EA, Appendix 1, and PR 2305 and PR 316 will be considered at the Governing Board Meeting (and Public Hearing) scheduled for May 7, 2021 (subject to change).

A. Responses to Comments Relative to the Draft EA

The South Coast AQMD received comment letters relative to the Draft EA, evaluated the environmental issues raised, and prepared written responses. The Final EA contains seven comment letters received relative to the Draft EA and responses to the comments, as a separate section. The responses to the comments focus on the disposition of environmental issues as raised.

None of the comments indicate that there would be a substantial increase in the severity of a previously identified environmental impact that will not be mitigated. Instead, the information presented in the responses to comments “merely clarifies or amplifies or makes insignificant modifications” in the Draft EA. These comments do not require recirculation of the Draft EA. See CEQA Guidelines Sections 15073.5 and 15088.5(b). The Draft EA has been revised to include the aforementioned modifications as part of the Final EA.

B. Revisions to the Proposed Project

After the Draft EA was circulated for public review, and in response to comments received and stakeholder input, PR 2305 was modified in the following ways:

- (a) A sunset provision was added, ending the proposed rule’s requirements once state and federal air quality standards have been reached.
- (b) “Low use” warehouse operators were exempted from compliance with the rule.
- (c) NZE yard trucks that use renewable fuels were added as an allowable option under Custom WAIRE Plans.
- (d) The compliance period was shifted by 6 months, starting January 1, 2022.

There were no changes made to PR 316. None of the revisions: 1) constitute significant new information; 2) constitute a substantial increase in the severity of an environmental impact; or, 3) provide new information of substantial importance relative to the Draft EA.

Including a sunset provision would reduce the potential environmental impacts of the proposed rule by eliminating all compliance obligations after the standards are achieved. “Low use” operators are those with a WPCO score of less than 10, meaning they receive approximately two Class 8 truck visits/day. There are not expected to be many “low use” warehouses. Exempting them from the rule would reduce the adverse environmental impacts of the proposed project because the exempt facilities would not be required to implement any compliance options, such as constructing new charging stations. The “low use” exemption could reduce the benefits of the proposed rule, but any reduction in benefit would be negligible, because there are not expected to be many “low use” warehouses and their compliance obligations would have been small to begin with. Similarly, including a sunset provision could reduce the benefits of the proposed rule, but the sunset provision is triggered only when state and federal air quality standards have been met and the need for the project benefits has therefore been reduced or eliminated. Including NZE yard trucks under the Custom WAIRE Plans could decrease air quality and GHG benefits when compared with allowing only ZE yard trucks as a compliance option but would still result in an air quality and GHG benefit with respect to baseline conditions. Additionally, allowing NZE yard trucks would also lessen the impacts of battery disposal associated with ZE yard trucks. Lastly, shifting the compliance period would result in the same impacts occurring at a later date.

The Final EA reflects revisions, clarifications, and corrections to the Draft EA as a result of changes to the proposed rule language subsequent to the public review and comment period. South Coast AQMD staff has reviewed the modifications to PR 2305 and PR 316 and has updated the CEQA analysis in the Final EA accordingly.

C. Tiering and Incorporation by Reference

South Coast AQMD's Final Program Environmental Impact Report for the 2016 Air Quality Management Plan

The EA for the proposed project tiers off of the Final Program Environmental Impact Report (EIR) for the 2016 Air Quality Management Plan (AQMP) (State Clearinghouse No. 2016071006)³ (referred to as “the 2016 AQMP Final Program EIR”), pursuant to Public Resources Code Section 21094 and CEQA Guidelines Section 15152(g). The 2016 AQMP Final Program EIR analyzed a number of air pollution control measures to be implemented by South Coast AQMD, including Control Measure MOB-03 – Emission Reductions at Warehouse Distribution Centers, which required the assessment and identification of potential actions to reduce emissions associated with mobile sources operating in and out of warehouse distribution centers. The proposed project is consistent with the 2016 AQMP, as it implements Control Measure MOB-03. The 2016 AQMP includes a Mitigation Monitoring and Reporting Plan. There are no additional mitigation measures beyond those set forth in that Plan that South Coast AQMD could implement to reduce the significant impacts of the proposed project.

CEQA encourages tiering whenever feasible (Public Resources Code Section 21093). Pursuant to CEQA, as long as a program EIR has adequately addressed a potentially significant impact, the later EIR need not provide further analysis. See CEQA Guidelines Section 15152(f); CEQA Section 21093 (“tiering is appropriate when it helps a public agency exclude duplicative analysis of environmental effects examined in previous environmental impact reports”). An impact has been adequately addressed if it has been examined at a sufficient level of detail in the prior environmental impact report to enable the lead agency and public to consider whether those effects can be mitigated or avoided by site specific revisions, the imposition of conditions, or by other means in connection with the later project. See CEQA Guidelines Section 15152(f). The 2016 AQMP Final Program EIR adequately addressed potentially significant impacts from implementation of the 2016 AQMP, including from Control Measure MOB-03, and this analysis is incorporated by reference in the EA for the proposed project (CEQA Guidelines Section 15150).

The 2016 AQMP Final Program EIR reviewed approximately 17 environmental topic areas and analyzed whether the implementation of the 2016 AQMP, including Control Measure MOB-03, would create potentially significant adverse impacts. The analysis in 2016 AQMP Final Program EIR concluded that significant and unavoidable adverse environmental impacts are expected to occur after implementing mitigation measures for the following environmental topic areas: 1) aesthetics from increased glare, construction site staging and equipment laydown areas, and from the construction and operation of catenary lines and use of bonnet technology for ships; 2) construction air quality and GHG emissions; 3) energy (due to increased electricity demand); 4)

³ South Coast Air Quality Management District. 2017, March. Final Program EIR for the 2016 AQMP. <http://www.aqmd.gov/docs/default-source/ceqa/documents/aqmd-projects/2016/2016aqmpfpeir.pdf>

hazards and hazardous materials due to: (a) increased flammability of solvents; (b) storage, accidental release and transportation of ammonia; (c) storage and transportation of liquefied natural gas (LNG); and (d) proximity to schools; 5) hydrology (water demand); 6) construction noise and vibration; 7) construction waste and operational waste from vehicle and equipment scrapping; and 8) transportation and traffic during construction and during operation on roadways with catenary lines and at the harbors.

It is important to note, however, that, because the 2016 AQMP included other measures in addition to Control measure MOB-03, not all of the conclusions of significance are applicable to the proposed project. Table 2 summarizes the significant and unavoidable adverse environmental impacts identified in the 2016 AQMP Final Program EIR and identifies which topic area applies to the proposed project in the Final EA.

Table 2
Applicability of the Significant and Unavoidable Adverse Environmental Impacts Identified in the 2016 AQMP Final Program EIR to Proposed Project for Direct Impacts

CONCLUSION OF SIGNIFICANT ENVIRONMENTAL IMPACTS IN THE 2016 AQMP FINAL PROGRAM EIR	APPLICABLE TO THE PROPOSED PROJECT?	EXPLANATION
Aesthetics from increased glare, construction site staging and laydown areas, and from the construction and operation of catenary lines and use of bonnet technology for ships	Yes	This environmental topic is applicable to the proposed project because solar panels and WPCO measures that require construction are applicable to the implementation of some of the WAIRE Points Menu actions and/or due to incentivizing increased acquisition and use of ZE trucks and yard trucks. Therefore, this conclusion is applicable to the proposed project.
Construction air quality and GHGs	Yes	The proposed project has the potential to generate direct impacts associated with construction emissions from constructing infrastructure to support NZE and ZE trucks and ZE trucks from the WAIRE Menu. Therefore, this conclusion is applicable to the proposed project.
Energy due to increased electricity demand	Yes	The proposed project would increase the penetration of ZE trucks and yard trucks resulting in an increase in electricity consumption, as well as an increased energy demand from the operation of MERV-16 or greater filters and filtration systems. Therefore, this conclusion is applicable to the proposed project.
Hazards and hazardous materials due to the increased flammability of solvents	No	Implementation of the WAIRE Points Menu actions would not require the use of solvents for their operation. Therefore, this conclusion is not applicable to the proposed project.
Hazards and hazardous materials due to the storage, accidental release and transportation of ammonia	No	Implementation of the WAIRE Points Menu actions would not require the storage and transportation of ammonia. Therefore, this conclusion is not applicable to the proposed project.

Table 2 (concluded)
Applicability of the Significant and Unavoidable Adverse Environmental Impacts Identified in the 2016 AQMP Final Program EIR to Proposed Project for Direct Impacts

Hazards and hazardous materials due to the storage and transportation of liquefied natural gas (LNG)	Yes	Since the proposed project could result in the increased use of NZE trucks, the use, storage, and transport of LNG could also increase. Therefore, this conclusion is applicable to the proposed project.
Hazards and hazardous materials due to the use of reformulated coatings, solvents, adhesives, and sealants in the proximity to schools	No	The management of hazardous materials used during the construction and operational phase of new infrastructure pursuant to the implementation of the proposed project would be regulated by federal, state, and local laws and would not be in such quantities or stored in such a manner as to pose a significant safety hazard. Therefore, impacts to nearby schools through the use and transport of hazardous materials are not expected to be significant, and this discussion is not applicable to the proposed project.
Hydrology (water demand)	No	Implementation of the WAIRE Points menu options would not utilize water for their operation. Therefore, this conclusion is not applicable to the proposed project.
Construction noise and vibration	Yes	Implementation of the proposed project could generate potential noise and vibration impacts associated with the installation of air pollution control equipment, (e.g., MERV-16 or greater filters and filtration systems), replacement of existing equipment, installation of roadway infrastructure (wayside power and catenary lines or other similar technologies), installation of, battery charging or fueling infrastructure, and the installation of solar panels. Therefore, this conclusion is applicable to the proposed project.
Construction waste and operational waste from vehicle and equipment scrapping	Yes	The proposed project could result in an increased volume of vehicles, equipment, and disposal of batteries and hydrogen fuel cells that need to be retired in a short timeframe. Furthermore, since the extent and timing of construction needed to implement the proposed project at the individual warehouses is not known or possible to predict how individual warehouse subject to the WAIRE Program will comply, the potential to exceed landfill capacities is also possible. Therefore, this conclusion is applicable to the proposed project.
Transportation and traffic during construction and during operation on roadways with catenary lines and at the harbors	No	Catenary lines and the associated transportation and traffic impacts on roadways and at the harbors are not applicable to the proposed project. Therefore, this conclusion is not applicable to the proposed project.

California Air Resources Board’s Final Environmental Assessment for the Advanced Clean Trucks Regulation

Because the WAIRE Program would incentivize the purchase and use of zero emission vehicles, some comments received on the Initial Study noted that the proposed project could lead to the construction of new manufacturing and battery recycling facilities, and improvements to the electrical grid. While it is too speculative to analyze the particular impacts of such future hypothetical development projects, the California Air Resources Board (CARB) provided a general, qualitative analysis of these potential development projects and the environmental impacts in its Final EA for the Advanced Clean Trucks (ACT) Regulation. The ACT Regulation is part of the mobile source emission reduction activities at the state level to accelerate a large-scale transition to zero emission vehicles by establishing a new requirement that manufacturers selling new medium- and heavy-duty trucks in California be required to sell zero-emission trucks at an increasing percentage by 2035.

In the Final EA for the ACT Regulation, CARB concluded that actions taken in response to the ACT Regulation could result in potential indirect physical changes to the environment from potential future development projects related to manufacturing, recycling, mining, and grid improvements. The Final EA for the proposed project acknowledged the potentially significant impacts of such development projects by incorporating by reference CARB’s Final EA for the ACT Regulation (State Clearing House No. 2018052041).

Because these impacts are indirect impacts of the proposed project, and because it would be speculative to analyze the specific impacts caused by hypothetical future construction projects whose scale and location is unknown at this time, both the CARB EA and the Final EA for this Project evaluated these impacts at a more general level of detail than the proposed project’s direct impacts. While lead agencies must use their best efforts to find out and disclose all that they reasonably can about a proposed project’s potentially significant environmental impacts, they are not required to predict the future or foresee the unforeseeable (CEQA Guidelines Section 15144).

IV. FINDINGS ON IMPACTS DETERMINED TO BE LESS THAN SIGNIFICANT

A. Impact Areas Concluded to be Less Than Significant in the Notice of Preparation/Initial Study

South Coast AQMD prepared a NOP/IS to identify the potential significant effects of the proposed project and most environmental topic areas were concluded to have no project impacts or less than significant project impacts. After comments were received on the NOP/IS, all the environmental topic areas were re-evaluated for their potential impacts in the EA. However, the following conclusions from the NOP/IS were not modified by the EA:

1. Aesthetics

The proposed project would not have a substantial direct effect on scenic vistas and scenic resources. Additionally, the proposed project would not directly alter the visual character of a project site or conflict with local regulations governing scenic quality. The proposed project would also not create a new source of substantial light or glare.

Finding. The proposed project would have less than significant direct impacts relating to aesthetics. Accordingly, no changes or alterations to the proposed project were required to avoid or substantially lessen any significant environmental impacts under those thresholds.

2. Agriculture and Forestry Resources

The proposed project would not directly convert Farmland to non-farm use or conflict with agricultural zoning. The proposed project would not directly conflict with lands zoned as forest land or Timberland Production or result in the loss of forest land to non-forest use. The proposed project would not directly result in the loss of Farmland or forest land to non-agricultural or non-forest use.

Finding. The proposed project would have less than significant direct impacts relating to agriculture and forestry resources. Accordingly, no changes or alterations to the proposed project were required to avoid or substantially lessen any significant environmental impacts under those thresholds.

3. Air Quality and Greenhouse Gas Emissions

The proposed project would not conflict with or obstruct the implementation of the South Coast AQMD's AQMP, and in fact implements the AQMP. The proposed project also would not diminish an existing air quality rule or future compliance requirement. The proposed project would not result in odors that adversely affect a substantial number of people.

Finding. The proposed project would have less than significant direct, indirect, and cumulative impacts relating to these air quality impacts. Accordingly, no changes or alterations to the proposed project were required to avoid or substantially lessen any significant environmental impacts under those thresholds.

4. Biological Resources

The proposed project would not directly impact habitat for candidate, sensitive, or special status species. The proposed project would not directly impact riparian or other sensitive habitat, including wetlands. Additionally, the proposed project would not directly impact wildlife movement. The proposed project would also not conflict with local biological resources policies or conflict with habitat conservation plans or natural community conservation plans.

Finding. The proposed project would have less than significant direct impacts to biological resources. Accordingly, no changes or alterations to the proposed project were required to avoid or substantially lessen any significant environmental impacts under those thresholds.

5. Cultural and Tribal Cultural Resources

The proposed project would not directly impact historical resources, archeological resources, human remains, or tribal cultural resources.

Finding. The proposed project would have less than significant direct impacts to cultural and tribal cultural resources. Accordingly, no changes or alterations to the proposed project were required to avoid or substantially lessen any significant environmental impacts under those thresholds.

6. Energy

The proposed project would not conflict with or obstruct adopted energy conservation plans, or a state or local plan for renewable energy and energy efficiency. The proposed project would comply with existing energy standards. Additionally, the proposed project would not result in potentially significant environmental impacts due to wasteful, inefficient, or unnecessary consumption of energy resources, during project construction or operation. Impacts from construction vehicles and equipment were also found to be less than significant.

Finding. The proposed project would have less than significant direct impacts for these energy impacts. Accordingly, no changes or alterations to the proposed project were required to avoid or substantially lessen any significant environmental impacts under those thresholds.

7. Geology and Soils

The proposed project would not directly or indirectly cause potential substantial adverse effects, including the risk of loss, injury, or death involving earthquake hazards. Additionally, the proposed project would not result in substantial soil erosion or the loss of topsoil. The proposed project would also not be affected by other geological hazards (e.g., landslides, lateral spreading, liquefaction, or subsidence) or expansive soil. The proposed project would not have impacts from septic tanks or alternative waste disposal systems. Additionally, the proposed project would not result in direct impacts to paleontological resources.

Finding. The proposed project would have less than significant direct impacts to geology and soils. Accordingly, no changes or alterations to the proposed project were required to avoid or substantially lessen any significant environmental impacts under those thresholds.

8. Hazards and Hazardous Materials

The proposed project would not result in impacts that pose a significant safety hazard to existing and proposed schools. Implementation of the proposed project would not result in impacts associated with development of a site that is listed pursuant to Government Code Section 65962.5. The proposed project would also not result in a safety hazard for projects that are within airport safety zones including safety, noise, overflight and airspace protection. The proposed project would also not impair implementation of or physically interfere with an adopted emergency response plan or emergency evacuation plan. Development pursuant to the proposed project would also not significantly increase fire hazards in areas with flammable materials.

Finding. The proposed project would have less than significant direct, indirect, and cumulative impacts relating to these hazards and hazardous materials topics. Accordingly, no changes or alterations to the proposed project were required to avoid or substantially lessen any significant environmental impacts under those thresholds.

9. Hydrology and Water Quality

The proposed project would not violate any water quality standards or waste discharge requirements or otherwise substantially degrade surface or ground water. The proposed project would also not substantially decrease groundwater supplies or interfere substantially with groundwater recharge. The proposed project would not alter the existing drainage of an affected warehouse site in a manner that would increase erosion; alter the rate or amount of surface runoff; contribute to the runoff water that would exceed the capacity of the existing drainage system or provide substantial additional sources of polluted runoff; or impede or redirect flood flow. The proposed project would not result in flood hazards from tsunamis, seiche zones, or dam inundation. The proposed project would also not conflict with or obstruct implementation of a water quality control plan or sustainable groundwater management plan. The proposed project would not construct or relocate new or expanded wastewater treatment or storm drain facilities or result in impacts to the wastewater treatment system. The proposed project would not result in impacts to water supply.

Finding. The proposed project would have less than significant direct impacts relating to hydrology and water quality. Accordingly, no changes or alterations to the proposed project were required to avoid or substantially lessen any significant environmental impacts under those thresholds.

10. Land Use and Planning

The proposed project would not divide an established community or conflict with any land use plan, policy, or regulation that was adopted for the purpose of avoiding or mitigating an environmental impact.

Finding. The proposed project would have less than significant direct, indirect, and cumulative impacts relating to land use and planning. Accordingly, no changes or alterations to the proposed project were required to avoid or substantially lessen any significant environmental impacts under those thresholds.

11. Mineral Resources

The proposed project would not result in loss of availability of a known mineral resource that is of value to the region, residents of the state, or locally important mineral resources.

Finding. The proposed project would have less than significant direct impacts relating to mineral resources. Accordingly, no changes or alterations to the proposed project were required to avoid or substantially lessen any significant environmental impacts under those thresholds.

12. Noise

The proposed project would not generate substantial temporary or permanent increase in ambient noise above the levels established in local general plans/ordinances. The proposed project would also not generate excessive groundborne noise or vibration. The proposed project would not expose people to excessive noise from proximity to aircraft or airport noise.

Finding. The proposed project would have less than significant direct impacts relating to noise. Accordingly, no changes or alterations to the proposed project were required to avoid or substantially lessen any significant environmental impacts under those thresholds.

13. Population and Housing

The proposed project would not induce substantial unplanned population growth or displace substantial numbers of people or housing that would necessitate replacement housing elsewhere.

Finding. The proposed project would have less than significant direct impacts relating to population and housing. Accordingly, no changes or alterations to the proposed project were required to avoid or substantially lessen any significant environmental impacts under those thresholds.

14. Public Services

The proposed project would not result in substantial adverse physical impacts to fire protection facilities, police protection facilities, school facilities, parks, or other public facilities.

Finding. The proposed project would have less than significant direct impacts relating to public services. Accordingly, no changes or alterations to the proposed project were required to avoid or substantially lessen any significant environmental impacts under those thresholds.

15. Recreation

The proposed project would not increase the use of existing park or other recreational facilities or include the construction of new recreational facilities that might have an adverse physical impact on the environment.

Finding. The proposed project would have less than significant direct impacts relating to recreation. Accordingly, no changes or alterations to the proposed project were required to avoid or substantially lessen any significant environmental impacts under those thresholds.

16. Solid and Hazardous Waste

The proposed project would not conflict with regulations related to solid and hazardous waste.

Finding. The proposed project would have less than significant impacts relating to this solid and hazardous waste topic. Accordingly, no changes or alterations to the proposed project were required to avoid or substantially lessen any significant environmental impacts under those thresholds.

17. Transportation

The proposed project would not substantially increase hazards due to a geometric design feature (e.g., sharp curves or dangerous intersections) or incompatible uses or result in inadequate emergency access.

Finding. The proposed project would have less than significant direct, indirect, and cumulative impacts relating to these transportation impacts. Accordingly, no changes or alterations to the proposed project were required to avoid or substantially lessen any significant environmental impacts under those thresholds.

18. Wildfire

The proposed project would not impair an adopted emergency response plan or emergency evacuation plan and would not exacerbate wildfire risks. Additionally, the proposed project would not be associated with wildfire prevention infrastructure that may result in temporary or ongoing impacts to the environment. People or structures would not be exposed to post-fire impacts or a significant risk of loss, injury, or death involving wildfires due to the proposed project.

Finding. The proposed project would have less than significant direct, indirect, and cumulative impacts relating to wildfire impacts. Accordingly, no changes or alterations to the proposed project were required to avoid or substantially lessen any significant environmental impacts under those thresholds.

B. Impact Areas Concluded to be Less Than Significant in the Final EA

This section identifies direct and indirect impacts of the proposed project determined to be less than significant within the following topic areas. This determination was based on the application of standards and/or requirements of existing regulations as detailed in Chapter 3 of the Final EA and the analysis in Chapter 4 of the Final EA. As mentioned above, the Final EA for the proposed project tiers off of and incorporates by reference the analysis from the 2016 AQMP Final Program EIR by reference. Additionally, the analysis of indirect impacts related to manufacturing, recycling, mining, and grid improvements was incorporated by reference from CARB's Final EA for the ACT Regulation.

Direct and indirect impacts of the proposed project within these topic areas that the Final EA determined to be significant are addressed in Section IV.

1. Air Quality and Greenhouse Gas Emissions

Given that all WAIRE Point scenarios, except scenarios 15 (high efficiency filtration systems) and 16 (filter purchases), would result in substantial NO_x reductions and given that the proposed project would include tracking and monitoring to ensure that the NO_x emissions reductions benefits from the WPCO Points are realized over time, the Final EA concluded that the emissions benefits from the proposed project far outweigh any potential increase from warehouse relocations.⁴ Therefore, long-term operation of the proposed project would not result in a cumulatively considerable net increase of any criteria pollutants or expose sensitive receptors to substantial criteria pollutant concentrations. Additionally, the proposed project would not conflict with an applicable plan, policy or regulation adopted for the purpose of reducing the emissions of greenhouse gases. The proposed project would also have a less than significant indirect greenhouse gas emission impact associated with the construction of new or modified manufacturing or recycling facilities or infrastructure projects.

Finding. The proposed project would have less than significant direct and indirect impacts related to the thresholds for air quality and GHG emissions. Accordingly, no changes or alterations to the proposed project were required to avoid or substantially lessen any significant environmental impacts under those thresholds.

2. Energy

Short-term energy impacts during construction of improvements at warehouses and construction-related indirect impacts associated with new or modified manufacturing or recycling facilities or

⁴ It is unlikely that all warehouse operators would select installation of high efficiency filtration systems and filter purchases as the primary means of fulfilling their WPCO since installation of filtration systems in private properties is the second most expensive compliance option and is harder to implement since this option has the higher long-term costs for private properties owners, which would make it less likely to occur.

infrastructure projects would result in less than significant impacts to utility infrastructure and energy supply.

Finding. The proposed project would have less than significant direct and indirect impacts relating to these energy impacts. Accordingly, no changes or alterations to the proposed project were required to avoid or substantially lessen any significant environmental impacts under those thresholds.

3. Hazardous Materials and Solid and Hazardous Waste

Hazardous waste impacts associated with routine transport, use, or disposal of batteries are less than significant during operation.

Finding. The proposed project would have less than significant direct impacts relating to these hazardous materials and solid and hazardous waste impacts. Accordingly, no changes or alterations to the proposed project were required to avoid or substantially lessen any significant environmental impacts under those thresholds.

4. Transportation

Direct transportation impacts from construction activities vehicle miles traveled (VMT) and employee commute VMT from warehouse relocations that were assumed for the purpose of the environmental analysis for the proposed project would be less than significant.

Finding. The proposed project would have less than significant direct impacts relating to these transportation impacts. Accordingly, no changes or alterations to the proposed project were required to avoid or substantially lessen any significant environmental impacts under those thresholds.

5. Other Impact Areas (Indirect Impacts)

Indirect impacts to Mineral Resources, Population and Housing, Land Use and Planning, Public Services, and Recreation due to the construction of new manufacturing and recycling facilities and improvements to the electrical grid are found to be less than significant. There would be no construction-related indirect impacts to Utilities and Service Systems. Indirect impacts to Population and Housing, Land Use and Planning, Public Services, and Recreation due to the operational phase are less than significant.

Finding. The proposed project would have less than significant indirect impacts for these environmental topics. Accordingly, no changes or alterations to the proposed project were required to avoid or substantially lessen any significant environmental impacts under those thresholds.

V. FINDINGS REGARDING POTENTIALLY SIGNIFICANT ENVIRONMENTAL IMPACTS

The following potentially significant environmental impacts were analyzed in the EA, and the effects of the proposed project were considered. Public Resources Code Section 21081(a) and CEQA Guidelines Section 15091(a) provide that a public agency shall not approve or carry out a project with significant environmental effects unless the public agency makes one or more written findings for each of those significant effects, accompanied by a brief explanation of the rationale for each finding. Three potential findings can be made for potentially significant impacts:

Finding 1: Changes or alterations have been required in, or incorporated into, the project which avoid or substantially lessen the significant environmental effect as identified in the Final EA (Public Resources Code Section 21081(a)(1) and CEQA Guidelines Section 15091(a)(1)).

Finding 2: Such changes or alterations are within the responsibility and jurisdiction of another public agency and not the agency making the finding. Such changes have been adopted by such other agency or can and should be adopted by such other agency (Public Resources Code Section 21081(a)(2) and CEQA Guidelines Section 15091(a)(2)).

Finding 3: Specific economic, legal, social, technological, or other considerations make infeasible the mitigation measures or project alternatives identified in the Final EA. (Public Resources Code Section 21081(a)(3) and CEQA Guidelines Section 15091(a)(3)).

Based on the analysis in the EA, there are no feasible mitigation measures that South Coast AQMD could adopt to reduce the proposed project's potentially significant environmental impacts. Therefore, South Coast AQMD's findings are limited to Findings 2 and 3.

A. Findings on Potentially Significant Adverse Environmental Impacts that Cannot be Reduced Below a Significant Level

The following summarizes the environmental impact topic areas identified in the Final EA which were concluded to have significant and unavoidable impacts, provides a description of the mitigation measures (if applicable), explains why the environmental impacts cannot be reduced to be less than significant, and presents the South Coast AQMD's findings.

The Final EA identified potentially significant and unavoidable adverse environmental impacts for the proposed project within the following 13 topic areas: 1) aesthetics; 2) agriculture and forestry resources; 3) air quality and greenhouse gas emissions; 4) biological resources; 5) cultural and tribal cultural resources; 6) energy; 7) geology and soils; 8) hazard materials and solid and hazardous waste; 9) hydrology and water quality; 10) mineral resources (during operations); 11) noise; 12) transportation; 13) and utilities and service systems (during operations).

1. Air Quality and Greenhouse Gas Emissions

Environmental Impact: Construction-related air quality impacts and impacts during overlap of construction and operational activities from the installation of ZE truck chargers and hydrogen fueling station infrastructure would result in a cumulatively considerable net increase in criteria air pollutants for which the project region is non-attainment.

The Final EA conducted construction modeling for Scenario 6 (ZE truck charger installation) and Scenario 12 (hydrogen fueling station infrastructure), the scenarios with the highest potential construction air quality impacts. Tables 4.1-3 and 4.1-4 in the Final EA represent the potential second highest and highest construction emissions scenarios, respectively, if all warehouse operators selected these options as the single, sole compliance option to meet their WPCO in a compliance year. Because the Final EA cannot predict how each of the operators will comply with the proposed project, it is not possible to forecast a particular, region-wide compliance approach for the initial 2,902 warehouses that would likely need to earn WAIRE Points in any given compliance year. Thus, the analysis in the Final EA took a conservative scenario approach to estimating the maximum potential impacts associated with the proposed project. The peak daily emissions in Table 4.1-4 in the Final EA represent the highest potential emissions that could occur with implementation of the proposed project. Construction activities associated with the proposed project have the potential to exceed South Coast AQMD significance thresholds for NO_x and CO during the construction phase in the peak year.

The overlap of emissions for these two compliance options Scenarios are provided in Table 4.1-7 of the Final EA for the “worst-case” year and at compliance year 10 (year 2031) of proposed project implementation. The Final EA found that the peak daily emissions during the construction and operational overlap period would exceed the South Coast AQMD's regional air quality CEQA significance thresholds for NO_x for operation in the worst-case year for Scenario 6 (i.e., year 2021) and for NO_x for operation in the worst-case year for Scenario 12 (i.e., year 2024). By year 2031 the initial upfront emissions from installation would be offset by the potential emissions benefits from Scenario 6 and Scenario 12. However, because emissions modeling considers the worst-case scenario in the year where there are higher construction emissions than emissions benefits, the proposed project would temporarily result in significant adverse air quality impacts for NO_x during the “worst-case” construction and operation overlap period under the most conservative scenario.

Mitigation Measures:

The mitigation measures from the 2016 AQMP Final Program EIR, as identified in the Final EA, can be used during construction to reduce these construction-related air quality impacts, where applicable and feasible. Throughout these Findings, these mitigation measures are referred to as “AQ Construction Mitigation Measures.” Additionally, South Coast AQMD's Mitigation Monitoring and Reporting Plan for the 2016 AQMP is an additional resource to assist lead or

responsible agencies with identifying other potential mitigation measures. While these measures could reduce the direct air quality impacts associated with potential construction projects, South Coast AQMD does not have land use authority over those projects, and there are no other feasible mitigation measures which would reduce or eliminate this impact.

Findings:

Finding 2. South Coast AQMD’s Governing Board finds that the mitigation measures identified above can and should be adopted by lead and responsible agencies approving construction projects implementing the proposed rule, where applicable and feasible. However, all of these measures are within the responsibility and jurisdiction of local governments or other agencies. While these entities can and should adopt appropriate mitigation where applicable and feasible, adoption or implementation of the measures identified above is outside the responsibility and jurisdiction of South Coast AQMD.

Finding 3. South Coast AQMD’s Governing Board finds that there are no other feasible mitigation measures that have been identified, taking into consideration specific economic, legal, social, technological or other factors, that would avoid or substantially lessen this impact, and further, that specific economic, legal, social, technological, or other considerations make infeasible the alternatives identified in the EA, as discussed in Section V of these Findings (Public Resources Code Sections 21081(a)(3); CEQA Guidelines Sections 15091(a)(3)). As described in the Statement of Overriding Considerations, South Coast AQMD has determined that this impact is acceptable because specific overriding economic, legal, social, technological, or other benefits, including regionwide or statewide environmental benefits, of the proposed project outweigh its significant effects on the environment.

Environmental Impact: Indirect construction-related air quality emissions associated with the construction of new manufacturing and recycling facilities, as well as infrastructure for NZE and ZE vehicles could result in a cumulatively considerable net increase in criteria pollutant for which the project region is non-attainment.

Because the proposed project incentivizes the purchase and use of NZE and ZE vehicles, it could indirectly result in the construction and operation of new manufacturing and recycling facilities, as well as infrastructure improvements to support NZE and ZE vehicles. Construction and operational activities would result in an increase in emissions; however, such facilities would be required to seek local land use approvals prior to their implementation. Part of the land use entitlement process requires that each of these projects undergo environmental review consistent with CEQA and other applicable local requirements, and that the land use authority impose feasible mitigation. Nonetheless, because South Coast AQMD does not have land use approval authority, it could not guarantee that any mitigation measures will be imposed, and there are no other feasible

mitigation measures which would reduce or eliminate this impact. Therefore, these indirect construction-related effects are significant.

Mitigation Measures:

The Final EA identified the mitigation measures described in CARB’s Final EA for the ACT Regulation that can be adopted by agencies approving construction projects implementing the proposed rule, where applicable and feasible. While these measures could reduce impacts, South Coast AQMD does not have land use authority over those projects, and there are no other feasible mitigation measures which would reduce or eliminate this impact.

Findings:

Finding 2: South Coast AQMD’s Governing Board finds that the mitigation measures identified above can and should be adopted by lead and responsible agencies approving construction projects implementing the proposed rule, where applicable and feasible. However, all of these measures are within the responsibility and jurisdiction of local governments or other agencies. While these entities can and should adopt appropriate mitigation where applicable and feasible, adoption or implementation of the measures identified above is outside the responsibility and jurisdiction of South Coast AQMD.

Finding 3. South Coast AQMD’s Governing Board finds that there are no other feasible mitigation measures that have been identified, taking into consideration specific economic, legal, social, technological or other factors, that would that would avoid or substantially lessen this impact, and further, that specific economic, legal, social, technological, or other considerations make infeasible the alternatives identified in the EA, as discussed in Section IV of these Findings (Public Resources Code Sections 21081(a)(3); CEQA Guidelines Sections 15091(a)(3)). As described in the Statement of Overriding Considerations, South Coast AQMD has determined that this impact is acceptable because specific overriding economic, legal, social, technological, or other benefits, including regionwide or statewide environmental benefits, of the proposed project outweigh its significant effects on the environment.

Environmental Impact: The proposed project could generate GHG emissions from operations, either directly or indirectly, that may have a significant adverse impact on the environment from the additional energy use caused by installation of MERV 16 or greater filters and filtration systems (Scenario 15) and from cargo growth diversion that were assumed for the purpose of the environmental analysis.

Implementation of the proposed project could increase energy demand and associated GHG emissions under Scenario 15, which assumes that all warehouse operators would install and operate high-efficiency filter systems or replace filters in residences, schools, daycares, hospitals, or community centers proximate to the warehouse location as the single, sole compliance option

to meet their WPCO. The Final EA identified that by the year 2031 this scenario would exceed South Coast AQMD's GHG CEQA significance threshold. Additionally, although it is not reasonably foreseeable that cargo shippers would divert to other ports to avoid the increased cost of compliance with the proposed project, because of the uncertainty of the market response, the Final EA assumes some shipping diversion. Because the cumulative area of impact for GHG emissions is global emissions, the Final EA considers emissions outside of the South Coast AQMD's jurisdiction from cargo growth diversion and impacts are significant and unavoidable.

Mitigation Measures:

There are no feasible mitigation measures that would reduce or eliminate the increase in GHG emissions from the additional energy use caused by operation of MERV 16 or greater filters and filtration systems (Scenario 15) and from potential cargo growth diversion.

Finding:

Finding 3. South Coast AQMD's Governing Board finds that there are no other feasible mitigation measures that have been identified, taking into consideration specific economic, legal, social, technological or other factors, that would avoid or substantially lessen this impact, and further, that specific economic, legal, social, technological, or other considerations make infeasible the alternatives identified in the EA, as discussed in Section IV of these Findings (Public Resources Code Sections 21081(a)(3); CEQA Guidelines Sections 15091(a)(3)). As described in the Statement of Overriding Considerations, South Coast AQMD has determined that this impact is acceptable because specific overriding economic, legal, social, technological, or other benefits, including regionwide or statewide environmental benefits, of the proposed project outweigh its significant effects on the environment.

2. Energy

Environmental Impact: The proposed project could expedite the need for expanded electricity, natural gas, and hydrogen fuel infrastructure resulting in project-level and cumulative energy impacts.

Impacts associated with the need for new or substantially altered utility systems, new and expanded infrastructure, and effects on peak and base period electricity demands are significant and unavoidable impacts of the proposed project. Southern California Edison (SCE) plans for and accommodates the need for electrical, natural gas, and transportation fuel grid infrastructure expansions and improvements through the biennial Integrated Energy Policy Report (IEPR) and is forecasting an increase in energy demand from ZE vehicles. While the IEPR is considering the cumulative effect of N-79-20, which would ultimately shift California's transportation economy to carbon neutral energy sources, the proposed project would expedite this timeline for ZE heavy duty trucks. Since the proposed project expedites the need for electricity, natural gas fueling, and

hydrogen fueling infrastructure to accommodate the electricity demand created by the proposed project this is considered a significant impact.

Additionally, the larger transition to NZE and ZE vehicles would warrant expansion of the energy infrastructure. Public utility companies would continue to improve infrastructure and implement strategies to diversify the grid to accommodate additional electricity demand from use of NZE and ZE vehicles. Most, if not all, new or modified facilities, no matter their size and location would be required to seek local or State land use approvals prior to their development. In addition, part of the land use entitlement process for facilities proposed in California requires that each of these projects undergo environmental review consistent with the requirements of CEQA and the CEQA Guidelines. At this time, the specific location and type of construction needed is not known and would be dependent upon a variety of market factors that are not within the control of South Coast AQMD. Thus, the specific impacts to energy service providers cannot be identified with any certainty, and individual compliance responses could potentially result in significant environmental impacts for which it is unknown whether mitigation would be available to reduce the impacts. However, as stated above, while there are ongoing planning efforts and programs in place to expand hydrogen and natural gas fueling infrastructure in addition to electricity infrastructure, the proposed project would contribute to expediting the need for expansion of the various infrastructure for these energy sources. Therefore, the proposed project's cumulative contribution to impacts on energy infrastructure is cumulatively considerable.

Mitigation Measures:

The authority to determine project-level impacts and require project-level mitigation lies with land use and/or permitting agencies for individual projects. While impacts could likely be reduced to a less-than-significant level by land use and/or permitting agencies, South Coast AQMD does not have the authority to implement mitigation related to new or modified energy infrastructure and such mitigation could include a wide variety of possible measures that are too speculative for identification or analysis at this time. These measures include the AQ Construction Mitigation Measures, measures from the South Coast AQMD's Mitigation Monitoring and Reporting Plan for the 2016 AQMP, and the measures described in CARB's Final EA for the ACT Regulation. There are no feasible mitigation measures that South Coast AQMD could adopt which would reduce or eliminate this impact.

Findings:

Finding 2: South Coast AQMD's Governing Board finds that the mitigation measures identified above can and should be adopted by lead and responsible agencies approving or implementing energy infrastructure improvement projects, where applicable and feasible. However, all of these measures are within the responsibility and jurisdiction of local governments or other agencies. While these entities can and should adopt appropriate mitigation were applicable and feasible,

adoption or implementation of the measures identified above is outside the responsibility and jurisdiction of South Coast AQMD.

Finding 3. South Coast AQMD’s Governing Board finds that there are no other feasible mitigation measures that have been identified, taking into consideration specific economic, legal, social, technological or other factors, that would avoid or substantially lessen this impact, and further, that specific economic, legal, social, technological, or other considerations make infeasible the alternatives identified in the EA, as discussed in Section IV of these Findings (Public Resources Code Sections 21081(a)(3); CEQA Guidelines Sections 15091(a)(3)). As described in the Statement of Overriding Considerations, South Coast AQMD has determined that this impact is acceptable because specific overriding economic, legal, social, technological, or other benefits, including regionwide or statewide environmental benefits, of the proposed project outweigh its significant effects on the environment.

3. Hazardous Materials and Solid and Hazardous Waste

Environmental Impact: The proposed project could result in a substantial increase in batteries and hydrogen fuel cells that could exceed the capacity of the existing recycling infrastructure.

The increased spent battery and fuel cell waste stream could trigger the need for additional recyclers. As described previously, it is not possible to identify the incremental increase in the number of EV batteries caused by the proposed project. Batteries used by EVs would either be reused in a secondary market (e.g., battery storage) or recycled when batteries reach their end of life.⁵ As identified above, Umicore, Glencore, Inmetco, Li-Cycle, and Retriev Technologies (previously known as Toxco) have the technology to recycle NiMH, NiCad, and Li-ion batteries in the nation.⁶ The limited number of existing Li-ion battery recyclers and the fact that these existing recyclers have plans to expand battery recycling, highlights that the recycling industry is only now beginning to expand operations to accommodate EV batteries reaching their end-of-life. The cumulative burden of EV waste is substantial given the growth trajectory of the EV market.⁷ Unlike the solid waste sector, which is required to plan for or adequate safe disposal capacity for

⁵ Harper, Gavin; Sommerville, Roberto; Kendrick, Emma; Driscoll, Laura; Slater, Peter; Stolkin, Rustam; Walton, Allan; Christensen, Paul; Heidrich, Oliver; Lambert, Simon; Abbott, Andrew; Ryder, Karl; Gaines, Linda; & Anderson, Paul (Harper *et. al.*). 2019, November 6. “Recycling Lithium-ion Batteries from Electric Vehicles.” *Nature* 575, 75–86 (2019). <https://www.nature.com/articles/s41586-019-1682-5>

⁶ South Coast Air Quality Management District, January 2017, Final Program Environmental Impact Report for the 2016 Air Quality Plan, <http://www.aqmd.gov/docs/default-source/ceqa/documents/aqmd-projects/2016/2016aqmpfeir.pdf>, accessed December 21, 2020.

⁷ Harper, Gavin; Sommerville, Roberto; Kendrick, Emma; Driscoll, Laura; Slater, Peter; Stolkin, Rustam; Walton, Allan; Christensen, Paul; Heidrich, Oliver; Lambert, Simon; Abbott, Andrew; Ryder, Karl; Gaines, Linda; & Anderson, Paul (Harper *et. al.*). 2019, November 6. “Recycling Lithium-ion Batteries from Electric Vehicles.” *Nature* 575, 75–86 (2019). <https://www.nature.com/articles/s41586-019-1682-5>

a minimum of 15 years or plan for new and/or expanded facilities pursuant to Assembly Bill 939, no such requirement currently exists for the recycling industry.

To meet the increased demand of refurbishing or reusing batteries and fuel cells, new facilities or modifications to existing facilities would need to be constructed to accommodate recycling activities. In the long term, implementation of the proposed project along with State standards such as the Sustainable Communities and Climate Protection Act (SB 375) and CARB's Advanced Clean Cars program and Truck and Bus Regulation would result in a shift away from petroleum-based fuels toward hydrogen or electric. California is moving in the direction of electrifying its transportation and energy systems and it is anticipated that this would result in a corresponding increase in the market demand for recycling facilities. As more EVs and solar panel systems are introduced to the transportation and energy sector increased economic incentives are anticipated to drive modifications to existing infrastructure.

However, there are no federal, state, or local regulations that require the recycling industry to forecast the capacity of infrastructure needed to meet the demand. While CalEPA formed the Lithium-Ion Car Battery Recycling Advisory Group in 2019 to advise the Legislature on policies pertaining to the recovery and recycling of lithium-ion vehicle batteries, recommendations are still forthcoming. The group is required to submit policy recommendations on or before April 1, 2022. The policy recommendations are intended to address the end-of-life issues with a goal of ensuring that “as close to 100 percent as possible of lithium-ion vehicle batteries in the state are reused or recycled.”⁸ Therefore, while it is expected that efforts are underway to ensure adequate infrastructure for the reuse, recycling, or disposal of lithium-ion batteries, implementation of the proposed project could result in the generation of spent batteries and fuel cells that exceed the current capacity of local recycling infrastructure and impacts are potentially significant.

Mitigation Measures:

The requirement to mandate that the solid waste sector, and the recycling industry, in particular, identify and plan for the potential increase in batteries in the waste stream is outside of the jurisdiction of South Coast AQMD. Similarly, impacts associated with construction of new facilities could likely be reduced to a less-than-significant level by land use and/or permitting agency conditions of approval, including AQ Construction Mitigation Measures, measures from the South Coast AQMD's Mitigation Monitoring and Reporting Plan for the 2016 AQMP, and the measures described in CARB's Final EA for the ACT Regulation. South Coast AQMD does not have the authority to implement or require such conditions. Other potential mitigation is too speculative for identification or analysis at this time. Thus, there are no feasible mitigation

⁸ CalEPA, 2021, Lithium-ion Car Battery Recycling Advisory Group, AB 2832 Advisory Group: Draft Work Plan, <https://calepa.ca.gov/climate/lithium-ion-car-battery-recycling-advisory-group/draft-workplan-for-discussion-on-12-14-20-by-the-lithium-ion-car-battery-recycling-advisory-group/>, accessed January 17, 2021.

measures that South Coast AQMD could adopt that could reduce or eliminate the impacts from the increase in battery recycling to the capacity of the existing recycling infrastructure.

Findings:

Finding 2: South Coast AQMD’s Governing Board finds that the mitigation measures identified above can and should be adopted by relevant permitting and regulatory agencies, where applicable and feasible. However, all of these measures are within the responsibility and jurisdiction of local governments or other agencies. While these entities can and should adopt appropriate mitigation were applicable and feasible, adoption or implementation of the measures identified above is outside the responsibility and jurisdiction of South Coast AQMD.

Finding 3. South Coast AQMD’s Governing Board finds that there are no other feasible mitigation measures that have been identified, taking into consideration specific economic, legal, social, technological or other factors, that would avoid or substantially lessen this impact, and further, that specific economic, legal, social, technological, or other considerations make infeasible the alternatives identified in the EA, as discussed in Section IV of these Findings (Public Resources Code Sections 21081(a)(3); CEQA Guidelines Sections 15091(a)(3)). As described in the Statement of Overriding Considerations, South Coast AQMD has determined that this impact is acceptable because specific overriding economic, legal, social, technological, or other benefits, including regionwide or statewide environmental benefits, of the proposed project outweigh its significant effects on the environment.

Environmental Impact: The proposed project could result in the accidental release of LNG fuel during routine transportation, use, or disposal.

LNG is non-toxic, flammable, disperses more readily in air than conventional fuels, and has more rigorous standards for transportation. It is expected that the increased use of NZE vehicles due to the implementation of the proposed project could increase facilities that receive LNG from local suppliers located in the South Coast Air Basin (Basin). Deliveries of LNG would be made by tanker truck via public roads. LNG trucks are double-walled aluminum and are designed to withstand accidents during the transport of LNG. However, accidental releases may still occur. Four accidental release scenarios were identified in the 2016 AQMP Final Program EIR as having major consequences and the adverse impacts from the four scenarios were determined (refer to section 4.3.4.7.1 of the 2016 AQMP Final Program EIR pp. 4.3-37). During transportation of LNG, it was estimated that the adverse impacts from these release scenarios would extend 0.3 mile. Because sensitive receptors may be within this distance, the accidental release of LNG during transport could cause significant adverse hazards and the increased storage and transport of LNG may substantially alter existing transportation hazards associated with mobile source fuels. Consequently, increased usage of LNG due to implementation of the proposed project could generate significant adverse hazard impacts during routine storage, disposal, use, and transport.

Mitigation Measures:

The mitigation measures from 2016 AQMP Final Program EIR, as identified in the Final EA, can be used as a reference for other agencies, where applicable and feasible, to reduce impacts related to routine storage, disposal, use, and transport LNG. However, these mitigation measures are outside of the South Coast AQMD's jurisdiction, and there are no feasible mitigation measures that South Coast AQMD could adopt which would reduce or eliminate this impact.

Findings:

Finding 2: South Coast AQMD's Governing Board finds that the mitigation measures identified above can and should be adopted by the relevant permitting or regulatory agencies, where applicable and feasible. However, all of these measures are within the responsibility and jurisdiction of local governments or other agencies. While these entities can and should adopt appropriate mitigation were applicable and feasible, adoption or implementation of the measures identified above is outside the responsibility and jurisdiction of South Coast AQMD.

Finding 3. South Coast AQMD's Governing Board finds that there are no other feasible mitigation measures that have been identified, taking into consideration specific economic, legal, social, technological or other factors, that would avoid or substantially lessen this impact, and further, that specific economic, legal, social, technological, or other considerations make infeasible the alternatives identified in the EA, as discussed in Section IV of these Findings (Public Resources Code Sections 21081(a)(3); CEQA Guidelines Sections 15091(a)(3)). As described in the Statement of Overriding Considerations, South Coast AQMD has determined that this impact is acceptable because specific overriding economic, legal, social, technological, or other benefits, including regionwide or statewide environmental benefits, of the proposed project outweigh its significant effects on the environment.

Environmental Impact: The project-related waste from construction and scrapped vehicles and equipment could exceed the capacity of local landfills.

Implementation of the proposed project could result in the early retirement of equipment such as on-road trucks and vehicles, off-road vehicles, gasoline-fueled engines, and diesel-fueled engines. Impacts could occur since the older equipment or vehicle parts would be taken out of service in the South Coast AQMD jurisdiction and scrapped and disposed of in landfills. However, approximately 80 percent of a vehicle can be recycled and reused in another capacity. Therefore, the amount of solid waste landfilled because of the proposed project would be relatively small, since most of the parts being replaced have commercial value as scrap metal. The generation of additional waste associated with implementation of the proposed project could impact the abilities of cities and counties to further reduce wastes. However, as discussed above the increase in solid waste expected to be diverted to a landfill is small and many of the waste streams are recyclable.

The U.S. EPA has a policy to ensure that emission reductions programs seeking credit in the SIP are quantifiable, surplus (*not already required*), permanent, and enforceable. Thus, it is expected that when older vehicles are scrapped, they are put out of service permanently and there are mechanisms in place to ensure that this requirement is enforced. Even with the ability to recycle metals from vehicles, there are no guarantees that vehicles will continue to be scrapped in the future, especially if the market is saturated with a high number of vehicles being sought for turnover. So, in an abundance of caution, the potential solid and hazardous waste impacts from the retirement of equipment is concluded to be significant.

Mitigation Measures:

There are no feasible mitigation measures that could reduce or eliminate the impacts from construction and scrapped vehicle and equipment impacts to landfill capacity. Additionally, no mitigation measures were included in the 2016 AQMP Final Program EIR for the impacts of construction waste and scrapped vehicles and equipment to the capacity of local landfills and there are no feasible mitigation measures that South Coast AQMD could adopt which would reduce or eliminate this impact.

Findings:

Finding 3. South Coast AQMD's Governing Board finds that there are no other feasible mitigation measures that have been identified, taking into consideration specific economic, legal, social, technological or other factors, that would avoid or substantially lessen this impact, and further, that specific economic, legal, social, technological, or other considerations make infeasible the alternatives identified in the EA, as discussed in Section IV of these Findings (Public Resources Code Sections 21081(a)(3); CEQA Guidelines Sections 15091(a)(3)). As described in the Statement of Overriding Considerations, South Coast AQMD has determined that this impact is acceptable because specific overriding economic, legal, social, technological, or other benefits, including regionwide or statewide environmental benefits, of the proposed project outweigh its significant effects on the environment.

Environmental Impact: The proposed project could indirectly result in the construction of new manufacturing facilities, recycling facilities, and infrastructure improvements to support the transition to NZE and ZE vehicles, which would create significant short-term construction and long-term operational impacts regarding hazards and hazardous materials through the routine transport, use, or disposal of hazardous materials during the construction and operational phase.

Because the proposed project encourages and incentivizes the purchase and use of NZE and ZE vehicles, it could also indirectly result in the construction and operation of new manufacturing and recycling facilities, as well as infrastructure improvements to support the transition to NZE and ZE vehicles. These potential impacts were analyzed in CARB's Final EA for the ACT Regulation, and this Final EA incorporates that analysis by reference here. In summary, CARB's analysis found

that short-term construction and long-term operational effects associated with the need for new manufacturing and recycling facilities, as well as infrastructure improvements to support the transition to NZE and ZE vehicles, would create significant impacts regarding hazards and hazardous materials through the routine transport, use, or disposal of hazardous materials.

Mitigation Measures:

The Final EA identified the mitigation measures described in CARB’s Final EA for the ACT Regulation that can be used by agencies approving new facilities, where applicable and feasible. While these measures could reduce impacts, South Coast AQMD does not have land use authority over those projects, and there are no other feasible mitigation measures that South Coast AQMD could adopt which would reduce or eliminate this impact.

Findings:

Finding 2: South Coast AQMD’s Governing Board finds that the mitigation measures identified above can and should be adopted by lead and responsible agencies approving new facilities, where applicable and feasible. However, all of these measures are within the responsibility and jurisdiction of local governments or other agencies. While these entities can and should adopt appropriate mitigation where applicable and feasible, adoption or implementation of the measures identified above is outside the responsibility and jurisdiction of South Coast AQMD.

Finding 3. South Coast AQMD’s Governing Board finds that there are no other feasible mitigation measures that have been identified, taking into consideration specific economic, legal, social, technological or other factors, that would avoid or substantially lessen this impact, and further, that specific economic, legal, social, technological, or other considerations make infeasible the alternatives identified in the EA, as discussed in Section IV of these Findings (Public Resources Code Sections 21081(a)(3); CEQA Guidelines Sections 15091(a)(3)). As described in the Statement of Overriding Considerations, South Coast AQMD has determined that this impact is acceptable because specific overriding economic, legal, social, technological, or other benefits, including regionwide or statewide environmental benefits, of the proposed project outweigh its significant effects on the environment.

4. Transportation

Environmental Impact: In the reasonable “worst-case” analysis for up to three warehouse relocations, which the Final EA assumed would occur for the purpose of the environmental analysis, the proposed project would result in a net increase in truck VMT during operations.

The proposed project is assumed to have the potential to affect regional VMT associated with potential warehouse relocations out of the South Coast AQMD's jurisdiction, potential cargo diversion to other ports, or as a result of a potential decrease in efficiency of goods movement in

the South Coast AQMD's jurisdiction. The WAIRE Program would require warehouse operators to satisfy an annual WPCO, which is based on the reported number of annual truck trips serving the warehouse. To meet the WPCO, WAIRE Points must be earned by completing actions and investments, which include options for acquiring and/or using NZE and ZE trucks. Warehouse operators with multiple warehouses in the South Coast AQMD's jurisdiction may satisfy the WPCO through acquiring NZE and ZE trucks and rerouting those trucks so that the usage points are accumulated by multiple warehouses. Similarly, warehouse operators may contract with trucking companies that already own NZE and ZE trucks to route those trucks to warehouses in the South Coast AQMD. As a result, there is a potential for trucks to be diverted by operators of warehouse to meet their WPCO, thus decreasing the efficiency of goods movement in the South Coast AQMD region, assuming truck routes are currently optimized for efficiency, which may not be true. The increase in truck VMT associated with the proposed project is considered significant and unavoidable.

Mitigation Measures:

There are no feasible mitigation measures that South Coast AQMD could adopt that could reduce or avoid the impacts from an increase in truck VMT and potential cargo growth diversion.

Findings:

Finding 3. South Coast AQMD's Governing Board finds that there are no feasible mitigation measures that have been identified, taking into consideration specific economic, legal, social, technological or other factors, that would avoid or substantially lessen this impact, and further, that specific economic, legal, social, technological, or other considerations make infeasible the alternatives identified in the EA, as discussed in Section IV of these Findings (Public Resources Code Sections 21081(a)(3); CEQA Guidelines Sections 15091(a)(3)). As described in the Statement of Overriding Considerations, South Coast AQMD has determined that this impact is acceptable because specific overriding economic, legal, social, technological, or other benefits, including regionwide or statewide environmental benefits, of the proposed project outweigh its significant effects on the environment.

Environmental Impact: Potential indirect transportation impacts resulting from the construction of new manufacturing facilities, recycling facilities, and infrastructure improvement to support the transition to NZE and ZE vehicles.

Because the proposed project encourages and incentivizes the purchase and use of NZE and ZE vehicles, it could also indirectly result in the construction and operation of new manufacturing and recycling facilities, as well as infrastructure improvements to support the transition to NZE and ZE vehicles. These potential impacts were analyzed in CARB's Final EA for the ACT Regulations, and this Final EA incorporates that analysis by reference here.

In summary, CARB's analysis found that short-term construction activities would result in short-term construction traffic (primarily motorized) in the form of worker commute- and material delivery-related trips. Depending on the amount of trip generation and the location of new facilities, implementation could result in potentially significant transportation impacts. Additionally, new manufacturing and recycling facilities may affect local roadways during the operational phase potentially increasing VMT levels on nearby roadways. Local roadways may also experience additional egress/ingress points or increased traffic that would result in hazardous conditions on local roadways. Inadequate access may impede emergency vehicle access to new facilities. Therefore, the proposed project's long-term operational-related indirect transportation impacts associated with the construction of new manufacturing facilities, recycling facilities, and infrastructure improvement were also found to be potentially significant.

Mitigation Measure:

The Final EA identified the mitigation measures described in CARB's Final EA for the ACT Regulation that can be used by agencies approving these new facilities, where applicable and feasible. While these measures could reduce impacts, South Coast AQMD does not have land use authority over those projects, and there are no other feasible mitigation measures that South Coast AQMD could adopt which would reduce or eliminate this impact.

Finding:

Finding 2: South Coast AQMD's Governing Board finds that the mitigation measures identified above can and should be adopted by lead and responsible agencies approving new facilities, where applicable and feasible. However, all of these measures are within the responsibility and jurisdiction of local governments or other agencies. While these entities can and should adopt appropriate mitigation where applicable and feasible, adoption or implementation of the measures identified above is outside the responsibility and jurisdiction of South Coast AQMD.

Finding 3. South Coast AQMD's Governing Board finds that there are no other feasible mitigation measures that have been identified, taking into consideration specific economic, legal, social, technological or other factors, that would avoid or substantially lessen this impact, and further, that specific economic, legal, social, technological, or other considerations make infeasible the alternatives identified in the EA, as discussed in Section IV of these Findings (Public Resources Code Sections 21081(a)(3); CEQA Guidelines Sections 15091(a)(3)). As described in the Statement of Overriding Considerations, South Coast AQMD has determined that this impact is acceptable because specific overriding economic, legal, social, technological, or other benefits, including regionwide or statewide environmental benefits, of the proposed project outweigh its significant effects on the environment.

5. Other Impact Areas (Indirect Impacts)

The impact analysis for other impacts in the topic areas for Aesthetics, Agriculture and Forestry Resources, Biological Resources, Cultural Resources, Geology and Soils, Hydrology and Water Quality, Mineral Resources (during operations), Noise, and Utilities and Service Systems (during operations), is incorporated by reference from the CARB ACT Regulation Final Environmental Analysis. Pursuant to that analysis, the following impacts associated with the proposed project are considered significant and unavoidable.

Aesthetics

Environmental Impact: Aesthetics impacts, which are indirect impacts of the proposed project, during construction and operation of new manufacturing facilities, recycling facilities, and infrastructure improvement to support the transition to NZE and ZE vehicles.

There is uncertainty as to the exact locations of new and modified manufacturing/recycling facilities and infrastructure. Operation and construction of these facilities, though likely to occur in areas with appropriate zoning where other similar facilities may already exist, could introduce or increase the presence of non-natural appearing elements in areas with national, State, or county designated scenic vistas and/or scenic resources visible from State scenic highways. In addition, operation and construction may introduce substantial sources of nighttime lighting for safety and security purposes.

Mitigation Measures:

The Final EA identified the mitigation measures described in CARB's Final EA for the ACT Regulation that can be used by agencies approving these new facilities, where applicable and feasible. While impacts could be reduced to a less than significant level by mitigation measures prescribed by local, state, federal, or other land use or permitting agencies, South Coast AQMD does not have the authority to require implementation of mitigation measures related to new or modified facilities that would be approved by local jurisdictions. Therefore, there are no feasible mitigation measures that South Coast AQMD could adopt which would reduce or eliminate this impact.

Findings:

Finding 2: South Coast AQMD's Governing Board finds that the mitigation measures identified above can and should be adopted by lead and responsible agencies approving new facilities, where applicable and feasible. However, all of these measures are within the responsibility and jurisdiction of local governments or other agencies. While these entities can and should adopt appropriate mitigation were applicable and feasible, adoption or implementation of the measures identified above is outside the responsibility and jurisdiction of South Coast AQMD.

Finding 3. South Coast AQMD’s Governing Board finds that there are no other feasible mitigation measures that have been identified, taking into consideration specific economic, legal, social, technological or other factors, that would avoid or substantially lessen this impact, and further, that specific economic, legal, social, technological, or other considerations make infeasible the alternatives identified in the EA, as discussed in Section IV of these Findings (Public Resources Code Sections 21081(a)(3); CEQA Guidelines Sections 15091(a)(3)). As described in the Statement of Overriding Considerations, South Coast AQMD has determined that this impact is acceptable because specific overriding economic, legal, social, technological, or other benefits, including regionwide or statewide environmental benefits, of the proposed project outweigh its significant effects on the environment.

Agriculture and Forestry Resources

Environmental Impact: Impacts to agricultural land, forest land, and timberland, which are indirect impacts of the proposed project, during construction and operation of new manufacturing facilities, recycling facilities, and infrastructure improvement to support the transition to NZE and ZE vehicles.

There is uncertainty as to the exact locations of new and modified manufacturing and recycling facilities, improvements to the electrical grid, and lithium mining; therefore, their location in relation to agricultural land, including farmland, land zoned for agricultural use, and land under Williamson Act (Government Code Section 51200 et seq.) contract is unknown. Similarly, it is uncertain where new and modified facilities would be in relation to forest land and timberland. Construction and modification of these facilities, though likely to occur in areas with appropriate zoning that would not have agricultural or forestry uses, could result in conversion of agricultural land or forest land if they are sited in areas of Prime Farmland, Unique Farmland, or Farmland of Statewide Importance, Williamson Act conservation contracts, forest land or timberland.

Mitigation Measures:

The Final EA identified the mitigation measures described in CARB’s Final EA for the ACT Regulation that can be used as a reference for other agencies, where applicable and feasible.

Potential agricultural and forest resource impacts could be reduced to a less-than-significant level by mitigation measures prescribed by local, state, federal, or other land use or permitting agencies with approval authority over the development projects. However, South Coast AQMD does not have the authority to require implementation of mitigation related to new or modified facilities that would be approved by local jurisdictions. Therefore, there are no feasible mitigation measures that South Coast AQMD could adopt which would reduce or eliminate this impact.

Findings:

Finding 2: South Coast AQMD’s Governing Board finds that the mitigation measures identified above can and should be adopted by lead and responsible agencies approving new facilities, where applicable and feasible. However, all of these measures are within the responsibility and jurisdiction of local governments or other agencies. While these entities can and should adopt appropriate mitigation where applicable and feasible, adoption or implementation of the measures identified above is outside the responsibility and jurisdiction of South Coast AQMD.

Finding 3. South Coast AQMD’s Governing Board finds that there are no other feasible mitigation measures that have been identified, taking into consideration specific economic, legal, social, technological or other factors, that would avoid or substantially lessen this impact, and further, that specific economic, legal, social, technological, or other considerations make infeasible the alternatives identified in the EA, as discussed in Section IV of these Findings (Public Resources Code Sections 21081(a)(3); CEQA Guidelines Sections 15091(a)(3)). As described in the Statement of Overriding Considerations, South Coast AQMD has determined that this impact is acceptable because specific overriding economic, legal, social, technological, or other benefits, including regionwide or statewide environmental benefits, of the proposed project outweigh its significant effects on the environment.

Biological Resources

Environmental Impact: Biological Resources impacts, which are indirect impacts of the proposed project, during construction and operations from new manufacturing facilities, recycling facilities, and infrastructure improvements to support the transition to NZE and ZE vehicles.

Construction of new recycling and manufacturing facilities and improvements to the electrical grid could require disturbance of undeveloped area which could adversely affect biological resources. Additionally, operation of a new facility could deter wildlife from the surrounding habitat or could impede wildlife movement through the area, operational activities could also cause a reduction in sensitive habitat, interference with a wildlife corridor, loss of special-status species, or conflict with a habitat conservation plan or natural community conservation plan.

Mitigation Measures:

The Final EA identified the mitigation measures described in CARB’s Final EA for the ACT Regulation that can be used as a reference for other agencies, where applicable and feasible. Impacts to biological resources could be reduced to a less-than-significant level by mitigation that can and should be implemented by local agencies but is beyond the authority of South Coast AQMD and not within its purview. Therefore, there are no feasible mitigation measures that South Coast AQMD could adopt which would reduce or eliminate this impact.

Findings:

Finding 2: South Coast AQMD’s Governing Board finds that the mitigation measures identified above can and should be adopted by lead and responsible agencies approving new facilities, where applicable and feasible. However, all of these measures are within the responsibility and jurisdiction of local governments or other agencies. While these entities can and should adopt appropriate mitigation where applicable and feasible, adoption or implementation of the measures identified above is outside the responsibility and jurisdiction of South Coast AQMD.

Finding 3. South Coast AQMD’s Governing Board finds that there are no other feasible mitigation measures that have been identified, taking into consideration specific economic, legal, social, technological or other factors, that would avoid or substantially lessen this impact, and further, that specific economic, legal, social, technological, or other considerations make infeasible the alternatives identified in the EA, as discussed in Section IV of these Findings (Public Resources Code Section 21081((a)(3); CEQA Guidelines Sections 15091(a)(3)). As described in the Statement of Overriding Considerations, South Coast AQMD has determined that this impact is acceptable because specific overriding economic, legal, social, technological, or other benefits, including regionwide or statewide environmental benefits, of the proposed project outweigh its significant effects on the environment.

Cultural Resources

Environmental Impact: Impacts to cultural resources, which could be indirectly caused by construction and operations of new manufacturing facilities, recycling facilities, and infrastructure improvement to support the transition to NZE and ZE vehicles.

The cultural resources could potentially be affected by ground disturbance activities associated with new manufacturing and recycling facilities and improvements to the electrical grid. Impacted resources could include, prehistoric and historical archaeological sites, paleontological resources, historic buildings, structures, or archaeological sites associated with agriculture and mining, and heritage landscapes. Properties important to Native American communities and other ethnic groups, including tangible properties possessing intangible traditional cultural values, also may exist. Historic buildings and structures may also be adversely affected by demolition-related activities. Most operational activities would not have the potential to affect archaeological, paleontological, or historical resources. Operation of new facilities may, however, change the visual setting of the surrounding area, which could adversely affect historic resources and districts with a visual component.

Mitigation Measures:

The Final EA identified the mitigation measures described in CARB’s Final EA for the ACT Regulation that can be used as a reference for other agencies, where applicable and feasible.

Potential construction-related and operational-related cultural resources impacts could be reduced to a less-than-significant level by mitigation that can and should be implemented by agencies but is beyond the authority of South Coast AQMD and not within its purview. Therefore, there are no feasible mitigation measures that South Coast AQMD could adopt which would reduce or eliminate this impact.

Findings:

Finding 2: South Coast AQMD’s Governing Board finds that the mitigation measures identified above can and should be adopted by lead and responsible agencies approving new facilities, where applicable and feasible. However, all of these measures are within the responsibility and jurisdiction of local governments or other agencies. While these entities can and should adopt appropriate mitigation where applicable and feasible, adoption or implementation of the measures identified above is outside the responsibility and jurisdiction of South Coast AQMD.

Finding 3. South Coast AQMD’s Governing Board finds that there are no other feasible mitigation measures that have been identified, taking into consideration specific economic, legal, social, technological or other factors, that would avoid or substantially lessen this impact, and further, that specific economic, legal, social, technological, or other considerations make infeasible the alternatives identified in the EA, as discussed in Section IV of these Findings (Public Resources Code Sections 21081(a)(3); CEQA Guidelines Sections 15091(a)(3)). As described in the Statement of Overriding Considerations, South Coast AQMD has determined that this impact is acceptable because specific overriding economic, legal, social, technological, or other benefits, including regionwide or statewide environmental benefits, of the proposed project outweigh its significant effects on the environment.

Geology and Soils

Environmental Impact: Impacts to geology and soils, which could be indirectly caused by construction and operation of new manufacturing facilities, recycling facilities, and infrastructure improvement to support the transition to NZE and ZE vehicles.

Although it is reasonably foreseeable that construction activities could occur as a result of new or modified manufacturing and recycling facilities and improvements to the electrical grid, there is uncertainty as to the exact location of new facilities/infrastructure and, as a result, there is uncertainty as to geologic conditions at project sites. Implementation of the proposed project would not be expected to result in effects to seismicity. The level of susceptibility to geologic effects, such as erosion and landslides, varies by location and geologic conditions.

Mitigation Measures:

The Final EA identified the mitigation measures described in CARB’s Final EA for the ACT Regulation that can be used as a reference for other agencies, where applicable and feasible. The impacts to geology and soil resources could be reduced to a less-than-significant level by mitigation that can and should be implemented by federal, State, and local agencies, but is beyond the authority of South Coast AQMD and not within its purview. Therefore, there are no feasible mitigation measures that South Coast AQMD could adopt which would reduce or eliminate this impact.

Findings:

Finding 2: South Coast AQMD’s Governing Board finds that the mitigation measures identified above can and should be adopted by lead and responsible agencies approving new facilities, where applicable and feasible. However, all of these measures are within the responsibility and jurisdiction of local governments or other agencies. While these entities can and should adopt appropriate mitigation where applicable and feasible, adoption or implementation of the measures identified above is outside the responsibility and jurisdiction of South Coast AQMD.

Finding 3. South Coast AQMD’s Governing Board finds that there are no other feasible mitigation measures that have been identified, taking into consideration specific economic, legal, social, technological or other factors, that would avoid or substantially lessen this impact, and further, that specific economic, legal, social, technological, or other considerations make infeasible the alternatives identified in the EA, as discussed in Section IV of these Findings (Public Resources Code Sections 21081(a)(3); CEQA Guidelines Sections 15091(a)(3)). As described in the Statement of Overriding Considerations, South Coast AQMD has determined that this impact is acceptable because specific overriding economic, legal, social, technological, or other benefits, including regionwide or statewide environmental benefits, of the proposed project outweigh its significant effects on the environment.

Hydrology and Water Quality

Environmental Impact: Impacts to hydrology and water quality, which could be indirectly caused by construction and operation of new manufacturing facilities, recycling facilities, and infrastructure improvement to support the transition to NZE and ZE vehicles.

New and modified manufacturing and recycling facilities and improvements to the electrical grid could be in locations with a range of hydrologic conditions. Construction of buildings may exacerbate hydrologic hazards. Precise impacts cannot be determined because specific construction details, siting locations, and associated hydrology and water quality conditions are not known at this time. Furthermore, lithium mining and extraction could result in over drafting of groundwater and has substantial effects on water quality.

Mitigation Measures:

The Final EA identified the mitigation measures described in CARB’s Final EA for the ACT Regulation that can be used as a reference for other agencies, where applicable and feasible. Impacts could be reduced to a less-than-significant level by mitigation that can and should be implemented by other agencies where applicable, but the identified measures are beyond the authority of South Coast AQMD and not within its purview. Therefore, there are no feasible mitigation measures that South Coast AQMD could adopt which would reduce or eliminate this impact.

Findings:

Finding 2: South Coast AQMD’s Governing Board finds that the mitigation measures identified above can and should be adopted by lead and responsible agencies approving new facilities, where applicable and feasible. However, all of these measures are within the responsibility and jurisdiction of local governments or other agencies. While these entities can and should adopt appropriate mitigation where applicable and feasible, adoption or implementation of the measures identified above is outside the responsibility and jurisdiction of South Coast AQMD.

Finding 3. South Coast AQMD’s Governing Board finds that there are no other feasible mitigation measures that have been identified, taking into consideration specific economic, legal, social, technological or other factors, that would avoid or substantially lessen this impact, and further, that specific economic, legal, social, technological, or other considerations make infeasible the alternatives identified in the EA, as discussed in Section IV of these Findings (Public Resources Code Sections 21081(a)(3); CEQA Guidelines Sections 15091(a)(3)). As described in the Statement of Overriding Considerations, South Coast AQMD has determined that this impact is acceptable because specific overriding economic, legal, social, technological, or other benefits, including regionwide or statewide environmental benefits, of the proposed project outweigh its significant effects on the environment.

Mineral Resources

Environmental Impact: Impacts to mineral resources, which could be indirectly caused during operation to support the transition to ZE vehicles.

Long-term operational compliance responses associated with the proposed project include increased mining and processing of rare materials, especially lithium and platinum. Depending on the magnitude of required materials, implementation of the proposed project could conceivably affect the availability of these mineral resources, which is an indirect impact of the proposed project if access to resources becomes impeded.

Mitigation Measures:

The Final EA identified the mitigation measures described in CARB’s Final EA for the ACT Regulation that can be used as a reference for other agencies, where applicable and feasible. While these measures could reduce impacts to a less-than-significant level, South Coast AQMD does not have land use authority over those projects. Therefore, there are no feasible mitigation measures that South Coast AQMD could adopt which would reduce or eliminate this impact.

Findings:

Finding 2: South Coast AQMD’s Governing Board finds that the mitigation measures identified above can and should be adopted by lead and responsible agencies approving new facilities, where applicable and feasible. However, all of these measures are within the responsibility and jurisdiction of local governments or other agencies. While these entities can and should adopt appropriate mitigation were applicable and feasible, adoption or implementation of the measures identified above is outside the responsibility and jurisdiction of South Coast AQMD.

Finding 3. South Coast AQMD’s Governing Board finds that there are no other feasible mitigation measures that have been identified, taking into consideration specific economic, legal, social, technological or other factors, that would avoid or substantially lessen this impact, and further, that specific economic, legal, social, technological, or other considerations make infeasible the alternatives identified in the EA, as discussed in Section IV of these Findings (Public Resources Code Sections 21081(a)(3); CEQA Guidelines Sections 15091(a)(3)). As described in the Statement of Overriding Considerations, South Coast AQMD has determined that this impact is acceptable because specific overriding economic, legal, social, technological, or other benefits, including regionwide or statewide environmental benefits, of the proposed project outweigh its significant effects on the environment.

Noise

Environmental Impact: Noise impacts, which are indirect impacts of the proposed project, during construction and operation of new manufacturing facilities, recycling facilities, and infrastructure improvement to support the transition to NZE and ZE vehicles.

Construction and modification of manufacturing and recycling facilities and improvements to the electrical grid would result in construction-related noise and vibration in excess of applicable standards or that result in a substantial increase in ambient levels at nearby sensitive receptors. Operational-related activities associated with lithium mining could produce substantial stationary sources of noise. New sources of noise associated with the implementation of the proposed project could include operation of manufacturing plants and recycling facilities. Depending on the proximity to existing noise-sensitive receptors, stationary source noise levels could exceed applicable noise standards and result in a substantial increase in ambient noise levels.

Mitigation Measures:

The Final EA identified the mitigation measures described in CARB’s Final EA for the ACT Regulation that can be used as a reference for other agencies, where applicable and feasible. This impact could be reduced to a less-than-significant level by mitigation that can and should be implemented by other agencies where applicable, but these measures are beyond the authority of South Coast AQMD and not within its purview. Therefore, there are no feasible mitigation measures that South Coast AQMD could adopt which would reduce or eliminate this impact.

Findings:

Finding 2: South Coast AQMD’s Governing Board finds that the mitigation measures identified above can and should be adopted by lead and responsible agencies approving new facilities, where applicable and feasible. However, all of these measures are within the responsibility and jurisdiction of local governments or other agencies. While these entities can and should adopt appropriate mitigation where applicable and feasible, adoption or implementation of the measures identified above is outside the responsibility and jurisdiction of South Coast AQMD.

Finding 3. South Coast AQMD’s Governing Board finds that there are no other feasible mitigation measures that have been identified, taking into consideration specific economic, legal, social, technological or other factors, that would avoid or substantially lessen this impact, and further, that specific economic, legal, social, technological, or other considerations make infeasible the alternatives identified in the EA, as discussed in Section IV of these Findings (Public Resources Code Sections 21081(a)(3); CEQA Guidelines Sections 15091(a)(3)). As described in the Statement of Overriding Considerations, South Coast AQMD has determined that this impact is acceptable because specific overriding economic, legal, social, technological, or other benefits, including regionwide or statewide environmental benefits, of the proposed project outweigh its significant effects on the environment.

Utilities and Service Systems

Environmental Impact: Impacts to utilities and service systems, which could be indirectly caused by operation of new manufacturing facilities, recycling facilities, and infrastructure improvement to support the transition to NZE and ZE vehicles.

New manufacturing plants and recycling facilities could generate substantial increases in the demand for water supply, wastewater treatment, storm water drainage, energy, and solid waste services in their local areas. Additionally, depending on the location, new facilities may require new utility service lines and connections. At this time, the specific location, type, and number of new manufacturing and recycling facilities developed is not known and the ultimate magnitude and location of demand for utilities such as water and wastewater cannot be known. Thus, the specific impacts cannot be identified with any certainty, and individual plants could potentially

result in significant environmental impacts related to procurement and delivery of utilities and public services.

Mitigation Measures:

The Final EA identified the mitigation measures described in CARB’s Final EA for the ACT Regulation that can be used as a reference for other agencies, where applicable and feasible. Potential long-term operational-related utilities and service systems impacts could be reduced to a less-than-significant level by mitigation that can and should be implemented by other agencies where applicable, but these measures are beyond the authority of South Coast AQMD and not within its purview. Therefore, there are no feasible mitigation measures that South Coast AQMD could adopt which would reduce or eliminate this impact.

Findings:

Finding 2: South Coast AQMD’s Governing Board finds that the mitigation measures identified above can and should be adopted by lead and responsible agencies approving new facilities, where applicable and feasible. However, all of these measures are within the responsibility and jurisdiction of local governments or other agencies. While these entities can and should adopt appropriate mitigation where applicable and feasible, adoption or implementation of the measures identified above is outside the responsibility and jurisdiction of South Coast AQMD.

Finding 3. South Coast AQMD’s Governing Board finds that there are no other feasible mitigation measures that have been identified, taking into consideration specific economic, legal, social, technological or other factors, that would avoid or substantially lessen this impact, and further, that specific economic, legal, social, technological, or other considerations make infeasible the alternatives identified in the EA, as discussed in Section IV of these Findings (Public Resources Code Sections 21081(a)(3); CEQA Guidelines Sections 15091(a)(3)). As described in the Statement of Overriding Considerations, South Coast AQMD has determined that this impact is acceptable because specific overriding economic, legal, social, technological, or other benefits, including regionwide or statewide environmental benefits, of the proposed project outweigh its significant effects on the environment.

VI. FINDINGS FOR ALTERNATIVES TO THE PROPOSED PROJECT

A. Alternatives Considered and Rejected During the Scoping/Project Planning Process

One public comment recommended that the EA evaluate and consider alternatives such as stricter engine emission standards to be adopted by CARB and implementation of stricter truck emission standards at the ports of Los Angeles and Long Beach. The alternatives that the comment recommended are outside the scope of the South Coast AQMD’s legal authority and ability to enforce as an air district; therefore, these alternatives are legally infeasible and have not been

included in Chapter 5, *Alternatives*, of the Final EA. South Coast AQMD does not have the authority to require CARB to adopt stricter engine emission standards nor is that in the scope of the analysis of the EA. Additionally, South Coast AQMD and the Commercial Marine Ports Working Group is currently evaluating a proposed rule to address indirect sources at the Ports. This is a separate strategy evaluated in the 2016 AQMP and not under the auspice of the proposed project. Furthermore, this alternative would not achieve the project's objectives, which include reducing public health impacts from warehouse activities.

B. Alternatives Selected for Further Analysis in the EA

The following alternatives were determined to represent a reasonable range of feasible alternatives with the potential to feasibly attain most of the basic objectives of the proposed project but avoid or substantially lessen some of the potentially significant effects of the proposed project. Additionally, when comparing the overall effects of alternatives to a project that is designed to benefit the environment such as the proposed project, it is important to consider both adverse and beneficial effects.

1. Alternative A: No Project

The No Project alternative (Alternative A) consists of what would occur if the proposed project was not approved. Alternative A allows decision makers to compare the impacts of approving the proposed project with the impacts of not approving the proposed project.

Alternative A assumed that the WAIRE Program would not be implemented. Therefore, existing and new warehouses located in the South Coast AQMD's jurisdiction to which the proposed project would apply would not be required to meet their WPCO under this alternative. The WPCO compliance strategies in the form of WAIRE Menu actions, a Custom WAIRE Plan, and/or the payment of the optional mitigation fee would not be implemented.

Finding:

This alternative is not capable of meeting any of the project objectives. Because it maintains the status quo, it has no direct adverse significant environmental impacts and would not result in any of the significant and unavoidable impacts associated with the proposed project. However, Alternative A will not provide the substantial emissions reductions or public health protection benefits associated with the proposed project.

Overall, Alternative A is less environmentally beneficial than the proposed project. Unlike the proposed project, it would not provide any emission reduction benefits and would be inconsistent with the 2016 AQMP. Alternative A fails to achieve any of the proposed project objectives, which are: 1) reduce NO_x and PM emissions, including DPM emissions, and reduce associated public health impacts from warehouse activities; 2) facilitate local and regional reduction of emissions

associated with warehouses and the mobile sources attracted to warehouses in order to assist in meeting federal and state air quality standards for ozone and PM_{2.5}; 3) implement actions to reduce air pollution that disproportionately affects environmental justice communities in accordance with AB 617; and 4) reduce exposure from emissions associated with warehouse activities for communities located in the vicinity of a warehouse. Because Alternative A is not environmentally superior to the proposed project and does not achieve the project objectives, South Coast AQMD's Governing Board finds it infeasible. Pub. Resources Code 21081(a)(3); *California Native Plant Society v. City of Santa Cruz* (2009) 177 Cal.App.4th 957, 1000-1001 (upholding finding of infeasibility where agency determined alternative failed to achieve project objective).

2. Alternative B: Decreased Emission Reductions

The Decreased Emission Reductions alternative (Alternative B) consists of a version of the proposed project that would result in fewer emission reductions of NO_x and PM_{2.5} in the following three ways:

- The applicability of the WAIRE Program is narrowed to reduce the number of affected warehouses. Specifically, the warehouse size requirement is increased from “greater than or equal to 100,000 square feet” to “greater than or equal to 200,000 square feet”, such that the number of affected warehouses would decrease.
- The beginning of the initial compliance and reporting dates are delayed by one year, such that the regulated warehouses would have a longer time period to plan for and phase in any actions that they would need to undertake to meet their WPCO.
- The rule stringency is relaxed⁹, such that the rule stringency factor for this alternative is below 0.0025 WAIRE Points per WATT and could be as low as 0.0001 WAIRE Points per WATT. The WPCO compliance strategies such as the WAIRE Menu (all of the actions), a Custom WAIRE Plan, and/or the payment of optional mitigation fee would not change.

For the purpose of comparing alternatives to the proposed project Alternative B is considered to encompass all three elements (i.e., an increase in the size requirement, a delay in the initial compliance date, and a decrease in the rule stringency factor) to provide “book-ends” of the range of potential environmental impacts and a framework for understanding the greatest potential impacts when compared to the proposed project.

Finding:

Alternative B is expected to result in fewer regional and local NO_x and PM, including DPM, emission reductions than the proposed project. It would; therefore, take a longer period to achieve,

⁹ Relaxing the stringency factor results in warehouses needing to acquire fewer WAIRE Points to meet the requirements of the proposed project. The stringency factor for the proposed project is 0.0025.

or never achieve, the emission reductions that are needed to meet attainment of federal and state air quality standards for ozone and PM_{2.5} than the proposed project. Alternative B would also provide less public health protection regionally and against exposure to emissions from mobile sources in the communities in the vicinity of warehouses, such as AB 617 communities, than the proposed project.

Furthermore, reducing the number of affected warehouses and relaxing the rule stringency would result in:

- Less adverse direct impacts to air quality during construction because fewer EV chargers and hydrogen fueling stations would be installed. Overlapping of construction and operational activities would also decrease.
- Less adverse direct impacts to GHG emission since fewer MERV 16 or greater filters and filtration systems would need to be installed and used, resulting in lower electricity demands. Additionally, Alternative B would lead to less cargo growth diversion being diverted to other ports because the rule stringency factor would be lower than the proposed project.
- Lower demand for electricity since fewer warehouses would acquire ZE trucks and yard trucks and install charging stations to earn WAIRE Points resulting in less adverse direct impacts to energy.
- Less construction activities and lower acquisition of ZE and NZE trucks. This could lead to the generation of less construction waste and scrapped vehicles resulting in a less adverse direct impact on existing landfills exceeding their capacity. Additionally, the lower demand for ZE vehicles and solar panels would reduce the number of batteries that need to be recycled resulting in less adverse direct impact on the existing recycling infrastructure from exceeding their capacity. The amount, frequency, and duration of routine transport, use, or disposal of LNG fuel would also be less than the proposed project and adverse direct impacts would decrease. Therefore, Alternative B would result in less adverse direct impacts to hazardous materials and solid and hazardous wastes.
- Less truck VMT from warehouse relocations when compared to the proposed project since the lower rule stringency factor would likely lead to fewer than the three warehouse relocations that were assumed for analyzing the proposed project's transportation impacts. Therefore, Alternative B would result in less adverse direct impacts to transportation.

If the compliance date is delayed, Alternative B is expected to result in similar direct impacts compared to the proposed project because a delayed compliance date merely gives warehouses more time to meet the WPCO without changes to the impacts from the proposed project.

Additionally, the reduction in the number or intensity of development of new facilities and grid improvement would likely lead to less adverse indirect environmental impacts in the areas of Aesthetics, Air Quality and Greenhouse Gas Emission, Agriculture and Forestry Resources, Biological Resources, Cultural Resources, Energy, Geology and Soils, Hydrology and Water Quality, Hazardous Materials and Solid and Hazardous Wastes, Mineral Resources, Noise, Transportation, and Utilities than the proposed project. If the compliance date is delayed, indirect adverse environmental impacts would be similar to the proposed project because having more time to comply with the proposed project is not expected to change how warehouses will need to meet the WPCO or change the compliance actions or activities and the level of significance for indirect adverse environmental impacts that could result.

When considering the overall effects of this alternative to the proposed project, even though Alternative B could have less adverse direct and indirect environmental impacts than the proposed project, it would also have less NO_x and PM, including DPM, emissions reductions and less reduction of air pollution that disproportionately affects environmental justice communities than the proposed project. Therefore, this alternative's ongoing, long-term, and permanent air quality and public health benefits would be less when compared to the proposed project, and the alternative would satisfy project objectives to a lesser extent than the proposed project. See Section 2.4 of the Final EA (listing project objectives as: 1) reduce NO_x and PM emissions, including DPM emissions, and reduce associated public health impacts from warehouse activities; 2) facilitate local and regional reduction of emissions associated with warehouses and the mobile sources attracted to warehouses in order to assist in meeting federal and state air quality standards for ozone and PM_{2.5}; 3) implement actions to reduce air pollution that disproportionately affects environmental justice communities in accordance with AB 617; and 4) reduce exposure from emissions associated with warehouse activities for communities located in the vicinity of a warehouse). The failure to achieve project objectives to the same extent as the project renders this alternative "infeasible" under Public Resources Code section 21081(a)(3). *California Native Plant Society v. City of Santa Cruz* (2009) 177 Cal.App.4th 957, 1000-1001 (upholding finding of infeasibility where agency determined alternative failed to achieve project objective).

3. Alternative C - Increased Emission Reductions

The Increased Emission Reductions alternative (Alternative C) consists of a version of the proposed project that would result in greater emission reductions of NO_x and PM_{2.5} in the following two ways:

- The applicability of the WAIRE Program is broadened to increase the number of affected warehouses. Specifically, the warehouse size requirement of "greater than or equal to 100,000

square feet” is removed and all warehouses, regardless of their size, will be subject to the WAIRE Program.¹⁰

- The rule stringency is increased, such that the rule stringency factor for the proposed project is above 0.0025 WAIRE Points per WATT and could be as high as 0.0050 WAIRE Points per WATT. The three-year initial compliance period and WPCO compliance strategies such as the WAIRE Menu (all of the actions), a Custom WAIRE Plan, and/or the payment of optional mitigation fee would not change.

For the purpose of comparing alternatives to the proposed project, Alternative C is considered to encompass both elements (i.e., a decrease in the size requirement and an increase in the rule stringency factor) to provide “book-ends” of the range of potential environmental impacts and a framework for understanding the greatest potential impacts when compared to the proposed project.

Finding:

Alternative C is expected to result in greater regional and local NO_x and PM, including DPM, emission reductions than the proposed project, which would help accelerate attainment of federal and state air quality standards for ozone and PM_{2.5}. This alternative would also provide greater public health protection against exposure to emissions from mobile sources in the communities in the vicinity of warehouses, such as AB 617 communities, than the proposed project. Thus, this alternative would go further in achieving the project objectives than the proposed project. See Final EA Section 2.4 (listing project objectives as: 1) reduce NO_x and PM emissions, including DPM emissions, and reduce associated public health impacts from warehouse activities; 2) facilitate local and regional reduction of emissions associated with warehouses and the mobile sources attracted to warehouses in order to assist in meeting federal and state air quality standards for ozone and PM_{2.5}; 3) implement actions to reduce air pollution that disproportionately affects environmental justice communities in accordance with AB 617; and 4) reduce exposure from emissions associated with warehouse activities for communities located in the vicinity of a warehouse).

However, increasing the number of affected warehouses and increasing the rule stringency would result in:

- Greater adverse direct impacts to air quality during construction because more EV chargers and hydrogen fueling stations would be installed. The overlap of construction and operational activities would also increase.

¹⁰ The Final Socioeconomic Impact Analysis did not quantify the additional benefits associated with Alternative C from expansion of the rule to encompass warehouses under 100,000 square feet. As currently modeled, Alternative C only affects warehouses greater than or equal to 100,000 square feet and includes a stringency of 0.0050 with a 7-year phase-in period.

- Greater adverse direct impacts to GHG emission since more MERV 16 or greater filters and filtration systems would need to be installed and used, resulting in higher electricity demands. Additionally, because this alternatives' rule stringency factor would be higher than the proposed project, and because it is not reasonably foreseeable to predict how cargo shippers would respond to the increased rule stringency factor, this analysis assumes that implementation would likely lead to more cargo growth being potentially diverted to other ports and generate greater GHG emissions than the proposed project.
- Greater demand for electricity since more warehouses would acquire ZE trucks and yard trucks and install charging stations to earn WAIRE Points resulting in more adverse direct impacts to energy.
- More construction activities and a higher acquisition of ZE and NZE trucks. This could lead to generation of more construction waste and scrapped vehicles resulting in a more adverse direct impact on existing landfills exceeding their capacity. Additionally, Alternative C would result in a higher adverse direct impact on the existing recycling infrastructure from exceeding their capacity. Furthermore, the use of LNG fuel would be more than the proposed project. Therefore, Alternative C would result in more adverse direct impacts to hazardous materials and solid and hazardous wastes.
- Although it is uncertain if smaller warehouses, i.e., warehouses of less than 100,000 square feet in size, would relocate under this alternative, it is expected that the impacts to transportation from truck VMT caused by warehouse relocations could be greater when compared to the proposed project.
- Expanding the proposed project to cover up to 52,000 additional warehouses could incur a substantial administrative burden including compliance activities, such as conducting desktop audits, onsite inspections, and reviewing records.

Additionally, the increase in the number or intensity of development of new facilities and grid improvement would likely lead to more adverse indirect environmental impacts in the areas of Aesthetics, Agriculture and Forestry Resources, Air Quality and Greenhouse Gas Emission, Biological Resources, Cultural Resources, Energy, Geology and Soils, Hydrology and Water Quality, Hazardous Materials and Solid and Hazardous Waste, Mineral Resources, Noise, Transportation, and Utilities and Service Systems than the proposed project. However, Alternative C's direct and indirect environmental impacts would be similar and continue to be less than significant when compared to the proposed project for Land Use and Planning, Mineral Resources (during construction), Population and Housing, Public Services, Recreation, and Wildfire.

When considering the overall effects of Alternative C to the proposed project, even though adverse effects on the environment could be greater than the proposed project in some areas, some of the adverse effects are indirect (e.g., associated with the development of new manufacturing, battery

recycling, and grid improvement facilities) and would result in short-term, temporary construction activities. Moreover, this alternative's beneficial effects on the environment would be long-term and permanent. Alternative C would also have greater protection against exposure to emissions from mobile sources in the communities in the vicinity of warehouse, as such AB 617 communities, than the proposed project. Therefore, this alternative is considered the environmentally superior alternative. CEQA Guidelines, section 15126.6(e)(2)

Nonetheless, this alternative would impose a significant additional administrative burden on the South Coast AQMD that would not be imposed by the proposed project. This is because Alternative C would apply to up to 52,000 warehouse facilities, whereas the proposed project would apply to approximately 3,320 warehouse facilities. This increased administrative burden is a specific economic or "other" consideration that makes this alternative "infeasible" pursuant to Public Resources Code section 21081(a)(3).

4. Alternative D: All Natural Gas Options Only

The All Natural Gas Options Only alternative (Alternative D) is based on the currently proposed applicability and rule stringency factor for the proposed project. However, Alternative D limits the number of actions on the WAIRE Menu that warehouse operators could select and implement to earn WAIRE Points. Specifically, the only actions allowed to earn WAIRE Points under this alternative are related to the use of all natural gas trucks such as the acquisition and/or use of natural gas trucks renewable natural gas (RNG) and/or LNG and equipment, and installation and/or use of natural gas infrastructure. Other WPCO compliance strategies such as a Custom WAIRE Plan and/or the payment of optional mitigation fee would still be available to use by warehouse operators to comply with the proposed project but limits the custom WAIRE Plan options to natural gas options.

Finding:

Since Alternative D does not include the acquisition and/or use of ZE trucks and yard trucks as allowable actions, it could result in fewer regional and local NO_x and PM emission reductions than the proposed project. Additionally, Alternative D would not provide protection against exposure to emissions from mobile sources in the communities in the vicinity of warehouses, such as AB 617 communities because it does not include MERV 16 or greater filters and filtration systems on the WAIRE Menu.

Furthermore, this alternative would result in:

- Less adverse direct impacts to air quality during construction since EV chargers and hydrogen fueling stations would not be included as actions available on the WAIRE Menu. The overlap of construction and operational activities would also decrease.

- Less adverse direct impacts on GHG emissions during operations than the proposed project because Alternative D would not result in increased use of MERV 16 or greater filters and filtration systems. The demands for renewable energy for RNG trucks could increase, but the use of RNG trucks, instead of diesel fueled trucks, could potentially generate more GHG emissions reductions.
- Alternative D would not use ZE trucks and yard trucks or ZE fueling infrastructure, therefore the need for additional electricity demands and energy infrastructure would not exist and adverse direct impacts to energy would be less than the proposed project.
- Alternative D would not generate batteries and hydrogen fuel cells, and the need to recycle them at the existing recycling infrastructure would not exist. Additionally, since natural gas fueling stations are already commercially available, the need for building new natural gas fueling stations and infrastructure would not be as great as for EV chargers and hydrogen fueling stations when compared to the proposed project, and the impact on local landfill would decrease. However, this alternative would accelerate and increase the use of NZE trucks such as LNG trucks. This could lead to a substantial increase in the amount, frequency, and duration of routine transport, use, or disposal of LNG fuel than the proposed project and a potentially greater adverse direct impact on hazardous materials and solid and hazardous waste.
- Because natural gas trucks and infrastructure are more commercially available and currently being deployed in the market, it is expected that it could be less costly to comply with the WPCO under Alternative D than the proposed project. Therefore, Alternative D is expected to have less adverse direct transportation impacts from truck VMT than the proposed project because it would likely lead to fewer than three warehouse relocations.

Additionally, since warehouses subject to the WAIRE Program under Alternative D would not need to use ZE technology or install EV chargers and hydrogen fueling stations, the development of new facilities, including manufacturing, recycling, and grid infrastructure facilities would not be needed. This would likely lead to less adverse indirect environmental impacts in the areas of Aesthetics, Air Quality and Greenhouse Gas Emission, Agriculture and Forestry Resources, Biological Resources, Cultural Resources, Geology and Soils, Hydrology and Water Quality, Hazardous Materials and Solid and Hazardous Wastes, Mineral Resources, Noise, Transportation, and Utilities and Service Systems than the proposed project.

When considering the overall effects of Alternative D to the proposed project, it should be noted that even though this alternative could have less adverse direct and indirect environmental impacts than the proposed project, it could also have less NO_x and PM, including DPM, emissions reductions than the proposed project. NZE trucks result in approximately 90 percent of reductions in NO_x emissions and some PM emissions reductions while electric trucks result in 100 percent of NO_x and PM emissions reductions. Additionally, Alternative D would not provide protection

against exposure to emissions from mobile sources in the communities in the vicinity of warehouses that the proposed project provides. Alternative D does not include MERV 16 or greater filters and filtration systems on the WAIRE Menu or Custom WAIRE Plans. Therefore, this alternative's ongoing, long-term, and permanent air quality benefits as well as protection against exposure to emissions from mobile sources could be less when compared to the proposed project. As a result, this alternative is not environmentally superior to the proposed project.

Moreover, the alternative would satisfy project objectives to a lesser extent than the proposed project because it would likely result in fewer emission reductions. See Section 2.4 of the Final EA (listing project objectives as: 1) reduce NO_x and PM emissions, including DPM emissions, and reduce associated public health impacts from warehouse activities; 2) facilitate local and regional reduction of emissions associated with warehouses and the mobile sources attracted to warehouses in order to assist in meeting federal and state air quality standards for ozone and PM_{2.5}; 3) implement actions to reduce air pollution that disproportionately affects environmental justice communities in accordance with AB 617; and (4) reduce exposure from emissions associated with warehouse activities for communities located in the vicinity of a warehouse). The failure to achieve project objectives to the same extent as the project renders this alternative "infeasible" under Public Resources Code section 21081(a)(3). *California Native Plant Society v. City of Santa Cruz* (2009) 177 Cal.App.4th 957, 1000-1001 (upholding finding of infeasibility where agency determined alternative failed to achieve project objective).

5. Alternative E: All Electric Options Only

The All Electrical Options Only alternative (Alternative E) is also based on the currently proposed applicability and rule stringency factor for the proposed project at 0.0025 WAIRE Points per WATT. However, Alternative E limits the number of actions on the WAIRE Menu that warehouse operators could select and implement to earn WAIRE Points. Specifically, the only actions allowed to earn WAIRE Points under this alternative are related to the use of all electric equipment such as the acquisition and/or use of all electric trucks and installation and/or use of ZE fueling or charging infrastructure. Other WPCO compliance strategies such as a Custom WAIRE Plan and/or the payment of optional mitigation would still be available to use by warehouse operators to comply with the proposed project.

Finding:

Alternative E is expected to result in greater regional and local NO_x and PM_{2.5} emission reductions than the proposed project, which would help accelerate attainment of federal and state air quality standards for ozone and PM_{2.5}. However, due to the current market availability of electric trucks and yard trucks within the initial compliance period, compliance with Alternative E to use only the ZE technology would be challenging for some warehouse operators at the beginning. Additionally, Alternative E would not provide protection against exposure to emissions

from mobile sources in the communities in the vicinity of warehouses, such as AB 617 communities through the use of air filtration systems on the WAIRE Menu or Custom WAIRE Plan.

Furthermore, Alternative E would result in:

- Similar air quality impacts directly resulted from construction and overlapping construction and operations to those for the proposed project.
- Although electricity uses for electric trucks and yard trucks and associated GHG emissions could increase under Alternative E, this increase could be partially offset by the reductions of electricity uses and GHG emissions associated with the use of MERV 16 or greater filters and filtration systems because filters and filtration systems would no longer be on the WAIRE Menu or Custom WAIRE Plans. Therefore, this alternative could have less adverse direct impacts on GHG emissions during operations than the proposed project.
- The magnitude of additional electricity demand and energy infrastructure would be similar to the proposed project since some of the modeled WAIRE Points scenarios already accounted for the possibility of all ZE serving the warehouses subject to the WAIRE Program. Therefore, Alternative E would have similar but likely somewhat greater than some scenarios direct impacts on energy during operations.
- The amount of spent EV batteries and hydrogen fuel cells generated by Alternative E would be similar to the proposed project since some of the modeled WAIRE Points scenarios already accounted for the possibility of all ZE serving the warehouses subject to the WAIRE Program. Therefore, the direct impacts on hazardous materials and solid and hazardous waste with regards to exceeding the capacity of the existing recycling infrastructure to meet the recycling of batteries and hydrogen fuel cells of Alternative E is similar to the proposed project. Additionally, this alternative's direct impact on hazardous materials and solid and hazardous waste from construction waste that could be characterized as potentially hazardous would not be as great as the proposed project because of the similar amount of ZE serving the warehouses, and because construction debris from installing MERV 16 or greater filters and filtration systems would not exist. Since the use of NZE trucks such as LNG trucks would not be included on the WAIRE Menu or Custom WAIRE Plans, the direct impact on hazardous materials and solid and hazardous waste from routine transport, use, or disposal of LNG fuel would not exist.
- When the only available compliance option is the ZE technology, and a market-wide commercial deployment of ZE technology, particularly in trucks, is not currently available at the time of this EA, Alternative E is likely to cause more warehouses that are not able to use the ZE technology to relocate outside the South Coast AQMD's jurisdiction, thereby resulting

in greater adverse transportation impacts on truck VMT from warehouse relocation than the proposed project.

Additionally, the indirect adverse environmental impacts on air quality and GHG emissions, energy, hazardous materials and solid and hazardous waste, and transportation could be greater for Alternative E than the proposed project. Since the only available compliance option is the ZE technology, this could lead to an increased use and demand of the ZE technology (e.g., electric trucks and yard trucks) and necessary supporting infrastructure that could indirectly lead to construction of more manufacturing and battery recycling facilities, and more improvements to the electrical grid. The increase in the development of new facilities and grid improvement would likely lead to greater adverse indirect environmental impacts in the areas of Aesthetics, Agriculture and Forestry Resources, Biological Resources, Cultural Resources, Geology and Soils, Hydrology and Water Quality, Mineral Resources, Noise, and Utilities and Service Systems than the proposed project. As a result, this alternative is not environmentally superior to the proposed project.

Alternative E could have greater NO_x and PM, including DPM, emissions reductions than the proposed project; however, using only the ZE technology would be challenging for some warehouse operators at the beginning. This technological challenge makes this alternative “infeasible” pursuant to Public Resources Code section 21081(a)(3). When considering the overall effects of this alternative to the proposed project, this alternative is intended to further accelerate the use of ZE technology than the proposed project to make it more available and less costly. This alternative’s ongoing, long-term, and permanent air quality benefits could be greater overtime than the proposed project. However, because Alternative E does not include MERV 16 or greater filters and filtration systems on the WAIRE Menu or Custom WAIRE Plans, it would not provide protection against exposure to emissions from mobile sources in the community in the vicinity of warehouse, such as AB 617 communities that the proposed project provides. Alternative E is also likely to cause more warehouses that are not able to use the ZE technology to relocate outside the South Coast AQMD’s jurisdiction, thereby resulting in fewer emission reductions. As a result, this alternative would satisfy some project objectives to a lesser extent than the proposed project. See Section 2.4 of the Final EA (listing project objectives as: 1) reduce NO_x and PM emissions, including DPM emissions, and reduce associated public health impacts from warehouse activities; 2) facilitate local and regional reduction of emissions associated with warehouses and the mobile sources attracted to warehouses in order to assist in meeting federal and state air quality standards for ozone and PM_{2.5}; 3) implement actions to reduce air pollution that disproportionately affects environmental justice communities in accordance with AB 617; and (4) reduce exposure from emissions associated with warehouse activities for communities located in the vicinity of a warehouse. The failure to achieve project objectives to the same extent as the project renders this alternative “infeasible” under Public Resources Code section 21081(a)(3). *California Native Plant Society v. City of Santa Cruz* (2009) 177 Cal.App.4th 957, 1000-1001 (upholding finding of infeasibility where agency determined alternative failed to achieve project objective).

VII. FINDINGS CONCLUSION

Based on the preceding, South Coast AQMD's Governing Board finds that there are no feasible mitigation measures it could adopt which would reduce or avoid the proposed project's potentially significant environmental impacts. While the Final EA identifies certain mitigation that can or should be adopted or implemented by local governments or other agencies when acting as lead or responsible agencies, and where feasible and appropriate, these measures are within the responsibility and jurisdiction of these other agencies. In addition, South Coast AQMD's Governing Board finds that specific economic, legal, social, technological, or other considerations make infeasible the project alternatives identified in the Final EA.

VIII. STATEMENT OF OVERRIDING CONSIDERATIONS

CEQA requires decision makers to balance the benefits of a proposed project against its unavoidable environmental risks when determining whether to approve a project. If the benefits of the project outweigh the unavoidable adverse environmental effects, those effects may be considered "acceptable" (CEQA Guidelines Section 15093(a)). CEQA requires the decision-making agency to support, in writing, the specific reasons for considering a project acceptable despite its significant impacts. Such reasons must be based on substantial evidence in the Final EA or elsewhere in the administrative record (CEQA Guidelines Section 15093 (b)). The agency's statement is referred to as a Statement of Overriding Considerations.

The following provides a summary of the proposed project's significant and unavoidable adverse environmental impacts and the South Coast AQMD's statement of overriding considerations.

A. Impacts of the Proposed Project

If significant adverse environmental impacts of a proposed project remain after incorporating mitigation measures, or no measures or alternatives to mitigate the significant adverse impacts are identified or feasible, the lead agency must make a determination that the benefits of the project outweigh any significant adverse environmental effects if it is to approve the project (CEQA Guidelines Section 15093(a)). If the specific economic, legal, social, technological, or other benefits, including region-wide or statewide environmental benefits, of a proposed project outweigh the unavoidable adverse environmental effects, the adverse effects may be considered "acceptable" (CEQA Guidelines Section 15093(a)). Accordingly, a Statement of Overriding Considerations has been prepared. This Statement of Overriding Considerations is included as part of the record of the project approval for the proposed project. Pursuant to CEQA Guidelines Section 15093(c), the Statement of Overriding Considerations will also be noted in the Notice of Decision for the proposed project.

As set forth above, in the EA, and the Second Draft Staff Report for the proposed project, the proposed project has potentially significant direct and indirect adverse impacts in the following

areas: aesthetic, agriculture and forestry resources, air quality and greenhouse gas emission, biological resources, cultural resources, energy, geology and soils, hazardous materials and solid and hazardous waste, hydrology and water quality, mineral resources (with regards to long-term, operation-related impacts), noise, transportation, and utilities and service systems (during operations).

However, the analysis of potential adverse environmental impacts incorporates a conservative approach, as follows:

- **Conservative Findings for Warehouse Relocations.** Based on the currently proposed rule stringency of 0.0025 WAIRE Points per WATT, the proposed project would not result in warehouse relocations out of South Coast AQMD's jurisdiction. Under the most conservative scenario analyzed in the IEc Study at \$2.00 per square foot (which translates to a stringency factor greater than 0.0050 WAIRE Points per WATT), the proposed project would result in a maximum of six warehouse relocations. The Final EA conservatively considers the potential for up to three warehouse relocations from the proposed project, even though no such relocations are expected based on the IEc Study, to provide a conservative analysis of the operational air quality and GHG emissions, energy, and transportation impacts. An analysis of greater relocations is provided in the Alternatives section of the EA, which includes an alternative rule that uses a stringency of 0.0050 WAIRE Points per WATT.
- **Conservative Findings for Cargo Growth Diversion.** It is speculative to identify where cargo would be diverted given the number of options of ports outside the South Coast AQMD's jurisdiction for international shipping companies. The Ports of Los Angeles and Long Beach have recently studied the potential impacts of imposing a clean truck fund rate on trucks transporting goods to and from the Ports pursuant to the Ports' Clean Truck Program. In particular, the analysis studied whether the cost of complying with that proposed update would cause cargo owners to ship their goods to other ports. The analysis concluded that it would be more cost effective for the vast majority of goods (98.6 percent) to continue using the ports of Los Angeles and Long Beach than to relocate to other ports. Furthermore, the IEc Study found that at a stringency factor of 0.0050 WAIRE Points per WATT (which is higher than the stringency factor of the proposed project) only up to six warehouses might relocate to a nearby region. Because moving to a nearby region increases the travel time by only a few hours, rather than 10+ days from moving to a different port on the east coast, it is not reasonably foreseeable that cargo owners will ship their goods to other ports to avoid the cost of the proposed project if those costs are less than or equal to the costs associated with a 0.0050 WAIRE Points per WATT stringency factor. Nevertheless, the Final EA assumed that there may be some cargo owners who decide to ship their cargo to a different port to avoid the cost of compliance. This is a conservative assumption, as it is a highly unlikely market response.

- **Conservative Analysis of Environmental Impacts Associated with the WAIRE Points Scenarios.** Because the proposed project is a rule that will govern future activities, and because the rule allows regulated parties to comply in a variety of ways, it is impossible to predict or forecast precisely what the environmental impacts of the rule would be. The WAIRE Menu has 32 compliance options, which can be combined, and an approved Custom WAIRE Plan could include compliance options that are not on the WAIRE Menu. The warehouse operator's strategies to satisfy their WPCO may vary from year to year. Since it is speculative to determine individual market actions operators will choose to comply with the proposed project, the Final EA considered the WAIRE Points scenarios to identify the environmental impacts of the WAIRE Points isolated for each individual compliance option. The WAIRE Points scenarios modeled serve as a bounding analysis approach, whereby all 2,902 warehouses were assumed to only comply with a single scenario approach from 2022 through 2031. The scenarios in the Final EA result in a conservative estimate of impacts because it is highly unlikely that all operators would choose to fulfill their WPCO through a single compliance option, every compliance year, for 10 years. No single scenario in this bounding analysis is expected to occur. Rather, they present possible extreme compliance outcomes, and thus provide a conservative, "book-end" estimate of potential impacts. The Final EA selected scenarios based on the greatest potential to result in air quality and GHG emissions, energy consumption, generation of EV batteries and fuel cells, and increase in truck VMT in order to show the range of potential environmental consequences associated with the proposed project therefore providing a very conservative estimate of the potential greatest possible impact associated with the proposed project. In reality, a hybrid of all scenarios (or other compliance approaches encompassed within the range of scenarios analyzed) is expected to occur.
- **Conservative Findings from Truck Vehicle Miles Traveled.** Neither the Office of Planning and Research's (OPR) Technical Advisory on Evaluating Transportation Impacts in CEQA (Technical Advisory) nor CEQA Guidelines Section 15064.3(a) directly address how to analyze transportation impacts associated with changes to goods movement, which is largely carried out by heavy-duty trucks. CEQA Guidelines Section 15064.3(a) specifies that VMT to be analyzed is defined as the amount and distance of automobile travel attributable to a project. The term 'automobile' refers to on-road passenger vehicles, specifically cars and light trucks. Senate Bill (SB) 743 is not intended to require the inclusion of heavy-duty truck trips, utility vehicles, or other types of vehicles in the VMT analysis. Nonetheless, to provide a conservative estimate of the potential impacts of the proposed project, the transportation analysis in the Final EA considered potential impacts from truck VMT associated with up to three warehouse relocations that were assumed for the purpose of the analysis. Goods movement generally refers to the movement of raw, semi-finished, and finished materials and products used by businesses and residents across the transportation system. Products can make their way to a business, retail store, or directly to consumers versus traditional purchases by consumers at physical retail outlets. Under this definition, goods movement in Southern California closely

resembles the transportation patterns of retail uses described in the OPR's Technical Advisory. In the Technical Advisory, the recommended significance threshold for retail projects is a net increase in total VMT. Since OPR has not identified guidance for heavy-duty trucks, the Final EA conservatively considered changes in truck VMT associated with the proposed project to be significant if implementation of the proposed project would result in a net increase in total truck VMT associated with up to three warehouse relocations that were assumed for the purpose of the analysis.

- **Conservative Findings from Indirect Impacts.** For indirect impacts, the proposed project's Final EA incorporates the analysis from the CARB's Final EA for the ACT Regulation by reference. The proposed project would likely result in fewer new facilities than CARB's ACT Regulation, given the more limited geographic scope of the proposed project (only within South Coast AQMD's jurisdiction), its more limited application (just to subject warehouses), and the alternative methods of compliance available to warehouses (e.g., installing filtration systems at nearby sensitive receptors). Nonetheless, the Final EA adopted CARB's conservative approach and concludes these potential indirect impacts, while uncertain, are significant and unavoidable.
- **Conservative Findings from Cumulative Impacts.** Cumulative impacts were assessed based on a 'worst-case' relocations analysis and were based on the highly unlikely scenario that all operators would choose to fulfill their WPCO through a single compliance option, every compliance year, for 10 years. The cumulative impact analysis also assumed that there may be some cargo owners who decide to ship their cargo to a different port to avoid the cost of compliance even though cargo shipping diversions are not reasonably foreseeable. As a result, the actual cumulative impacts are not expected to be as great as considered in the EA.

B. Benefits of the Proposed Project

The South Coast AQMD region continues to experience ozone and fine particulate matter levels that exceed federal air quality standards. This poor air quality is among the worst, if not the worst, in the nation and is a key reason why the proposed project is needed. The proposed project will bring about the following benefits:

1. **NO_x and PM Emissions Reductions.** NO_x is the primary pollutant that needs to be reduced to meet federal and state air quality standards, and mobile sources associated with goods movement make up about 52 percent of all NO_x emissions in the South Coast Air Basin. Trucks are the largest source of NO_x emissions in the air basin and for the emissions associated with warehouses. Diesel particulate matter (DPM) reductions would also help meet federal and state air quality standards for fine PM (PM_{2.5}). The main objective of the proposed project is to reduce NO_x and PM emissions, including DPM, thus contributing to reducing emissions from the goods movement sector by requiring warehouse operators to take actions to reduce

emissions directly through their own actions, or through taking actions to facilitate emissions reductions. It is expected that PR 2035 will result in 3,200 to 8,600 tons of NO_x reductions and 48 to 64 tons of PM reductions over the compliance period (2022-2031).

2. **Regional Public Health Benefits.** The Final Socioeconomic Impact Assessment for the proposed project estimated the public health benefits resulting from compliance with the proposed project. The Socioeconomic Impact Assessment estimated the proposed project would result in 150 to 300 fewer deaths, 2,500 to 5,800 fewer asthma attacks, and 9,000 to 20,000 fewer work loss days from 2022-2031. Additionally, the Socioeconomic Impact Assessment conducted a monetary valuation of reductions in adverse health outcomes (see Table 41 of the Socioeconomic Impact Assessment) for each compliance scenario summed over the entire compliance period (2022- 2031).¹¹ Total discounted monetized health benefits are expected to range from \$1.2B to \$2.7B over the compliance period.
3. **Public Health Benefits to Disadvantaged Communities.** The population within 0.5-mile of a large warehouse has a population-weighted average CalEnviroScreen 3.0 (CES 3.0) Score of 46.6 (85th percentile statewide), while the South Coast AQMD jurisdiction has a population-weighted average CES 3.0 Score of 33.9 (67th percentile statewide). The Final Socioeconomic Impact Assessment for the proposed project identified that risks posed from PM_{2.5} and diesel PM are also higher for populations located within 0.5-mile of warehousing facilities. Communities within 0.5-mile have an average asthma rate of 56 per 10,000 individuals (64th percentile) and experience heart attacks at a rate of 9.2 per 10,000 individuals (65th percentile). Comparably, the district-wide percentiles for asthma and cardiovascular incidence rates are 53rd and 57th, respectively. Warehouse-adjacent communities are 62.1 percent Hispanic and 7.6 percent African American, while the district-wide population is 45.4 percent Hispanic and 6.5 percent African American. In addition, the warehouse-adjacent communities experience poverty at a higher rate (46.7%) than non-warehouse-adjacent communities (38.2%). Trucks are the largest source of NO_x emissions in the air basin and truck activity is focused at warehouses, which as the Socioeconomic Impact Assessment identifies, are disproportionately located in disadvantaged communities. Therefore, the proposed project would have a beneficial impact on these communities.
4. **Ozone Attainment.** The primary goal of the 2016 AQMP is to reduce NO_x emissions, as one of many local, state, and federal strategies to meet the 1997 and 2008 8-hour ozone National Ambient Air Quality Standards (NAAQS). If these standards are met, then all other federal and state ozone and PM standards within South Coast AQMD should be achieved. In order to meet these air quality standards, total NO_x emissions in the SCAB must be reduced by

¹¹ South Coast Air Quality Management District, March 2021, Draft Socioeconomic Impact Assessment for Proposed Rule 2305 – Warehouse Indirect Source Rule – Warehouse Actions and Investments to Reduce Emissions (WAIRE) Program and Proposed Rule 316 – Fees for Rule 2305, <http://www.aqmd.gov/home/rules-compliance/rules/scaqmd-rule-book/proposed-rules>, accessed March 25, 2021.

approximately 45 percent below ‘baseline’ 2023 levels, and 55 percent below ‘baseline’ 2031 levels. Existing regulations are not sufficient to meet either the 2023 or 2031 federal ozone attainment standard dates. Even newly proposed regulations from CARB and U.S. EPA will not reduce NOx emission enough to be able to meet these air quality standards on their own, and additional actions are needed. No single regulation could achieve federal air quality standards on its own, including the proposed project. However, the WAIRE Program will effectively contribute to additional emissions reductions and enhance emission reductions from other programs and is part of the collective of actions needed to meet air quality standards.

5. **Implements the Control Strategies of the AQMP.** The proposed project would implement Control Measure MOB-03, Emission Reductions at Warehouse Distribution Centers, of the 2016 AQMP. The goal of this measure is to assess and identify potential actions to further reduce emissions associated with emission sources operating in and out of warehouse distribution centers. The proposed project directly implements MOB-03, which was intended to result in emissions reductions at warehouse distribution centers. Additionally, the 2016 AQMP estimated that at least one billion dollars per year in incentive funding to clean up vehicle and engine fleets would be needed – absent any further regulations – to meet the 2023 and 2031 attainment dates. Although incentive funding has increased, it has not reached a level sufficient to turn over enough vehicles to meet air quality standards. The proposed project will work with existing and future incentive programs. The requirements in the WAIRE Program are expected to increase the industry’s interest in incentive programs in order to reduce the cost of compliance. This will help ensure that all incentive funds are spent and spread incentives to a broader segment of industry if more recipients sign up for funding. A regulatory requirement may increase requests for funding from the legislature by many stakeholders, which has the potential to further increase the amount of funding available and reduce the cost of compliance to industry.
6. **Supports Statewide Efforts to Increase the Number of NZE and ZE Vehicles (e.g., CARB’s Mobile Source Strategy and 2017 Scoping Plan Update).** The proposed project provides support for statewide policies and objectives to increase the number of NZE and ZE vehicles. There are many actions occurring across state government to increase the use of ZE vehicles to satisfy many goals, including meeting federal and state air quality standards, reducing localized air quality impacts, reducing GHG emissions, etc. The South Coast AQMD is uniquely positioned to contribute to this effort with its indirect source authority. The proposed project encourages NZE and ZE vehicle use at warehouse facilities as one of many options of compliance. By compliance year 2031, implementation of the proposed project could result in a daily reduction in diesel truck VMT above the cumulative baseline of 2,281,476 miles for Scenario 13, to 10,520 for Scenario 6. Despite the net increase in daily truck VMT from the 'worst-case' potential warehouse relocations of 11,896, this hypothetical increase would be offset by the potential emissions benefits associated with a decrease in

diesel-fueled truck VMT in the South Coast AQMD region for all scenarios except one (the WAIRE Points Scenario 6). Overall, the proposed project is expected to result in a substantial decrease in diesel-fueled truck VMT and an increase in use of NZE and ZE vehicles. Reducing VMT from diesel-fueled trucks is consistent with CARB's Mobile Source Strategy, and state's long-term GHG emissions reduction goals such as those set forth in SB 743 and the 2017 Scoping Plan Update to reduce GHG emissions and traffic-related air pollution.

7. **Ensures that State Actions to Require Cleaner Vehicles Actually Occur in the South Coast AQMD Region.** The proposed project encourages the purchase and use of cleaner vehicles within South Coast AQMD's jurisdiction. The recent ACT and Low NOx Omnibus regulations assume a certain number of new truck sales every year. However, while these regulations ensure that lower emissions will occur *if* trucks are sold, they do not require that these trucks be sold or operate within the South Coast AQMD's jurisdiction. Similarly, the upcoming Transport Refrigeration Unit (TRU) regulation is expected to require that newly manufactured trailer TRUs meet lower PM standards, yet will not mandate that fleets purchase these TRUs. The proposed project would place requirements on warehouse operators within South Coast AQMD's jurisdiction that will encourage them to use cleaner vehicle with an estimated 22,778 Class 6 and 8 trucks purchased for compliance under Scenario 6. This ensures that the potential benefits from new state regulations occur within South Coast AQMD's jurisdiction.
8. **Reduces Localized Air Pollution Proximate to Environmental Justice Communities.** In addition to the regional pollution that exceeds federal air quality standards from emission sources associated with warehouses, there are serious localized health effects from air pollution. Communities have repeatedly expressed concern about these impacts, including through the AB 617 process. An analysis of communities in South Coast AQMD shows that those living within 0.5 miles of a warehouse subject to PR 2305 rank in the 80th percentile according to CalEnviroScreen¹², whereas the average community in South Coast AQMD has much lower burden ranking in the 61st percentile. The WAIRE Program will reduce this local pollution burden on environmental justice communities. Some of these disadvantaged communities with local pollution issues were selected to be part of the AB 617 Program, and all three Year 1 communities requested that the warehouse ISR be developed due to concerns about carcinogenic DPM.¹³ Additionally, funds generated by the proposed project's mitigation fee program are expected to result in economic benefits in the surrounding community.

¹² This tool ranks communities based on their pollution burden (e.g., air pollution levels), as well as community characteristics that can make them more susceptible to impacts from pollution (e.g., socioeconomic status). Communities are given a percentile score (out of 100%) to show how they compare with the rest of the state – higher scores mean they experience higher burden. (<https://oehha.ca.gov/calenviroscreen>).

¹³ Each year AB 617 requires CARB's governing board to consider selecting communities for participation in the Community Air Protection Program. Year 1 communities include the communities CARB selected for the first year (2018) of the Community Air Protection Program.

9. **GHG Emissions Co-Benefits.** The proposed project is projected to have substantial long-term air quality benefits, which will result in GHG emissions co-benefits. By compliance year 2031, implementation of the proposed project could result in potential GHG emission reductions of up to 1,644,880 MTCO₂eq. GHG emissions co-benefits were identified for Scenario 6 (ZE truck acquisition and use), Scenario 11 (solar panel installation and usage), Scenario 12 (hydrogen fueling infrastructure and trucks), Scenario 13 (ZE Class 2b-3 truck acquisitions and visits), Scenario 14 (ZE Class 2b-3 truck visits from non-owned fleets), and Scenario 18 (ZE cargo handling equipment acquisition and use).
10. **Supports the State's Carbon Neutrality Initiatives.** The WAIRE Program incentivizes the purchase and use of NZE and ZE vehicles, the construction of alternative fuel vehicle charging stations, and the installation of solar panels. This transition to an alternative energy future is anticipated by utility providers and provides an overall energy benefit. Additionally, the expansion of hydrogen fueling infrastructure is supported through AB 8 and EO B-48-18, and state programs such as CARB's LCFS Hydrogen Refueling Infrastructure credit provision and the CEC's Grand Funding Opportunity 19-602 grant solicitation, and the CEC's Clean Transportation Program. In addition, there is also opportunity to offset grid energy impacts through installation of solar panel systems.
11. **Expedites Transition to NZE and ZE Trucks.** The WAIRE Program would allow for purchase of new NZE and ZE trucks as a way for warehouse operators to meet their WPCO. It is anticipated that these operators would replace their trucks with new NZE and ZE trucks and that the older trucks would be retired (i.e., scrapped) or transitioned to other uses or warehouses outside of the South Coast AQMD's jurisdiction for trucks that are no longer eligible to access the San Pedro Bay Ports. It is estimated that up to 22,778 Class 6 and 8 trucks would be purchased for compliance under Scenario 6. However, even where the trucks are transitioned to other uses, the Final EA reasonably assumes that they would replace even older, higher emissions trucks in an operator's truck fleet. This assumption is based on the fact that the proposed project does not generate an increase in the national or international demand for trucks used in the goods movement sector. Thus, operators that purchase the trucks replaced by NZE and ZE trucks pursuant to the proposed project would be replacing an existing truck that has aged out of or is nearing the end of its useful life. Accordingly, the proposed project would result in a greater turnover of diesel trucks to NZE and ZE trucks than would have occurred without implementation of the proposed project.
12. **Encourages Truck Efficiency.** The WAIRE Program would require warehouse operators to satisfy an annual WPCO, which is based on the reported number of annual truck trips serving the warehouse. Therefore, there is an incentive to potentially increase efficiency of truck movements to reduce the number of truck trips generated by a warehouse facility, if those truck

movements are not currently at peak efficiency. Reducing truck trips and enhancing efficiency of truck movements would be a beneficial effect of the proposed project.

C. Conclusion

In balancing the project's benefits described above against the significant unavoidable adverse environmental impacts, South Coast AQMD's Governing Board finds that the project's substantial and far-reaching environmental and health benefits, including up to 300 reduced mortalities over the ten-year compliance period, which aim to meet the goals and policies of the 2016 AQMP, outweigh and override the potentially significant unavoidable adverse environmental impacts associated with the project, and these impacts, therefore, are considered acceptable in the light of the project's benefits. South Coast AQMD's Governing Board finds that each of the benefits described above is an overriding consideration, independent of the other benefits, that warrants approval of the project notwithstanding the project's potentially significant unavoidable adverse environmental impacts.

IX. RECORD OF PROCEEDINGS

For purposes of CEQA and these Findings, the Record of Proceedings for the proposed project consists of the following documents and other evidence, at a minimum:

- The NOP/IS and all other public notices issued by South Coast AQMD in conjunction with the proposed project.
- The Final EA for the proposed project, including appendices and technical studies included or referenced in the Final EA, and all other public notices issued by South Coast AQMD for the Final EA.
- The Draft EA for the proposed project including appendices and technical studies included or referenced in the Draft EA, and all other public notices issued by South Coast AQMD for the Draft EA.
- All written comments submitted by agencies or members of the public during the public review comment period on the NOP/IS and Draft EA.
- All responses to written comments submitted by agencies or members of the public during the public review comment period on the NOP/IS and Draft EA.
- All written and verbal public testimony presented during a noticed public hearing for the proposed project.
- The reports and technical memoranda included or referenced in the Response to Comments.

- All documents, studies, EIRs/EAs, or other materials incorporated by reference and tiered off in the Draft EA and Final EA.
- The Resolution adopted by South Coast AQMD in connection with the proposed project, and all documents incorporated by reference therein, including comments received after the close of the public review and comment period and responses thereto.
- Matters of common knowledge to South Coast AQMD, including but not limited to federal, state, and local laws and regulations.
- Any documents expressly cited in these Findings.
- Any other relevant materials required to be in the record of proceedings by Public Resources Code Section 21167.6(e).

A. Custodian and Location of Records

The documents and other materials which constitute the administrative record for South Coast AQMD's actions related to the proposed project are at the South Coast AQMD at 21865 Copley Drive, Diamond Bar, California. The Deputy Executive Officer of the Planning, Rule Development, and Area Sources Division is the custodian of the administrative record for the proposed project. Copies of these documents, which constitute the record of proceedings, are and at all relevant times have been and will be available upon request. This information is provided in accordance with Public Resources Code Section 21081.6(a)(2) and CEQA Guidelines Section 15091(e).

ATTACHMENT G

(Proposed Adoption May 7, 2021)

PROPOSED RULE 2305 WAREHOUSE INDIRECT SOURCE RULE – WAREHOUSE ACTIONS AND INVESTMENTS TO REDUCE EMISSIONS (WAIRE) PROGRAM

(a) Purpose

The purpose of this rule is to reduce local and regional emissions of nitrogen oxides and particulate matter, and to facilitate local and regional emission reductions associated with warehouses and the mobile sources attracted to warehouses in order to assist in meeting state and federal air quality standards for ozone and fine particulate matter.

(b) Applicability

This rule applies to owners and operators of warehouses located in the South Coast Air Quality Management District (South Coast AQMD) jurisdiction with greater than or equal to 100,000 square feet of indoor floor space in a single building.

(c) Definitions

For the purpose of this rule, the following definitions shall apply:

- (1) **ALTERNATIVE ENERGY GENERATION EQUIPMENT** means systems at a warehouse facility capable of generating electricity without the use of diesel or gasoline.
- (2) **ALTERNATIVE-FUELED VEHICLE** means a vehicle or engine which is not powered by gasoline or diesel fuel.
- (3) **ALTERNATIVE FUELING STATION** means fuel dispensing equipment for alternative-fueled vehicles.
- (4) **CLASS 2B TRUCK** means a truck with a Gross Vehicle Weight Rating (GVWR) of 8,501 to 10,000 pounds.
- (5) **CLASS 3 TRUCK** means a truck with a GVWR of 10,001 to 14,000 pounds.
- (6) **CLASS 4 TRUCK** means a truck with a GVWR of 14,001 to 16,000 pounds.

- (7) CLASS 5 TRUCK means a truck with a GVWR of 16,001 to 19,500 pounds.
- (8) CLASS 6 TRUCK means a truck with a GVWR of 19,501 to 26,000 pounds.
- (9) CLASS 7 TRUCK means a truck with a GVWR of 26,001 to 33,000 pounds.
- (10) CLASS 8 TRUCK means a truck with a GVWR of greater than 33,001 pounds.
- (11) COLD STORAGE WAREHOUSE means a warehouse that temporarily stores perishable goods which are required to be either refrigerated or frozen.
- (12) COMPLIANCE PERIOD means the 12-month period during which a warehouse facility or land owner, or operator is required to earn Points, as specified in paragraph (d)(1).
- (13) DIESEL PARTICULATE MATTER (DPM) means the particles found in the exhaust of diesel fueled internal combustion engines. DPM is a component of fine particulate matter.
- (14) DWELL TIME means the number of hours per day a truck or tractor is parked at a warehouse.
- (15) ELECTRIC CHARGER means an electric charging station for vehicles that can operate at 208 Volts or greater. Each unique plug that can charge an individual vehicle at any time, regardless of whether other electric chargers/plugs are operating, counts as one electric charger. This equipment is also referred to as Electric Vehicle Supply Equipment (EVSE).
- (16) FUEL TYPE means the fuel used to power a vehicle, such as electricity, hydrogen, natural gas, gasoline, or diesel fuel.
- (17) MERV 16 means the minimum efficiency reporting value of filters used in heating, ventilation, and air conditioning units that remove at least 95% of particles 0.3 microns and larger as stated in the American Society of Heating, Refrigerating and Air-Conditioning Engineers Standard 52.2.
- (18) NEAR-ZERO EMISSIONS (NZE) TRUCKS means trucks or tractors with engines meeting the California Air Resources Board's lowest non-zero optional NOx standard applicable at the time of manufacture as defined in the California Code of Regulations Title 13, section 1956.8.

- (19) NITROGEN OXIDES (NO_x) mean the sum of nitric oxides and nitrogen dioxides emitted, calculated as nitrogen dioxide.
- (20) PARENT COMPANY means a company or other entity that owns a controlling interest in a company directly or through one or more subsidiaries.
- (21) STRAIGHT TRUCK means a truck that carries cargo on the same chassis as the power unit and cab.
- (22) TRACTOR means a heavy-duty Class 7 or 8 truck designed to pull a semi-trailer.
- (23) TRANSPORT REFRIGERATION UNIT (TRU) means a refrigeration system designed to control the environment of temperature sensitive products transported in trucks or trailers.
- (24) TRUCK CLASS means the size of a truck based on its GVWR.
- (25) TRUCK TRIP means the one-way trip a truck or tractor makes to or from a site with at least one warehouse to deliver or pick up goods stored at that warehouse for later distribution to other locations. A truck or tractor entering a warehouse site and then leaving that site counts as two trips.
- (26) VEHICLE MILES TRAVELED (VMT) means total annual miles of vehicle travel.
- (27) WAREHOUSE means a building that stores cargo, goods, or products on a short- or long-term basis for later distribution to businesses and/or retail customers.
- (28) WAREHOUSE FACILITY means a property that includes a warehouse as well as accessory uses such as parking areas and driving lanes for trucks, trailers, or passenger vehicles; entry and exit points for vehicles; accessory maintenance or security buildings; and fueling or charging infrastructure for vehicles.
- (29) WAREHOUSE FACILITY OWNER means the legal, beneficial, and/or equitable owner or owners of a warehouse facility.
- (30) WAREHOUSE LAND OWNER means the legal, beneficial, and/or equitable owner or owners of the land beneath a warehouse facility.
- (31) WAREHOUSE OPERATOR means the entity who conducts day-to-day operations at a warehouse, either with its employees or through the contracting out of services for all or part of the warehouse operations. A warehouse operator can be, but is not necessarily the warehouse owner.

- (32) WAREHOUSE SIZE means the indoor floor space, measured in square feet, of an individual warehouse building that may be used for warehousing activities.
- (33) WAREHOUSING ACTIVITIES means operations at a warehouse related to the storage and distribution of goods, including but not limited to the storage, labelling, sorting, consolidation and deconsolidation of products into different size packages. Supporting office administration, maintenance, manufacturing areas, or retail sales areas open to the general public, within the same warehouse building, that are physically separate from the warehouse area, are not considered warehousing activities for the purpose of this rule.
- (34) YARD TRUCK means a mobile utility vehicle, that operates as either an on- or off-road vehicle, used to carry cargo containers with or without a chassis; also commonly known as a terminal tractor, utility tractor rig, yard tractor, yard goat, or yard hostler.
- (35) ZERO-EMISSION (ZE) TRUCK has the same meaning as “zero emission vehicle” defined in California Code of Regulations, Title 13, Section 1963.

(d) Requirements

(1) WAIRE Points Compliance Obligation

Beginning with the Initial Reporting Date in Table 1, a warehouse operator shall earn the applicable WAIRE Points, for the prior 12-month period from January 1 through December 31, in the amount specified in subparagraph (d)(1)(A). WAIRE Points shall only be earned for actions and investments completed during the compliance period while the warehouse operator used the warehouse, except as specified in paragraph (d)(6). Only warehouse operators in buildings with greater than or equal to 100,000 square feet of floor area that may be used for warehousing activities and who operate at least 50,000 square feet of the warehouse for warehousing activities are required to earn WAIRE Points.

- (A) The number of WAIRE Points that a warehouse operator must earn in the applicable compliance period shall be calculated according to the following equation.

$$WPCO = WATTs \times Stringency \times \left(\frac{Annual}{Variable} \right)$$

Where:

WPCO = WAIRE Points Compliance Obligation, or the number of WAIRE Points that a warehouse operator must earn every year

WATTs = Weighted Annual Truck Trips as calculated in subparagraph (d)(1)(B) or (d)(1)(C), as applicable

Stringency = 0.0025 WAIRE Points per WATT

Annual Variable = As specified in Table 2

- (B) The Weighted Annual Truck Trips (WATTs) at a warehouse include all actual truck trips that occurred at a warehouse while the warehouse operator was responsible for warehousing activities during the compliance period. If a warehouse is used by more than one warehouse operator, the WATTs are calculated only for truck trips to or from that operator. As specified in the WAIRE Program Implementation Guidelines, actual truck trip data to a warehouse shall be collected by the warehouse operator using methods that provide a verifiable and representative record, and WATTs shall be calculated according to the following equation.

$$WATTs = [Class\ 2b\ to\ 7\ truck\ trips] + [2.5 \times Class\ 8\ truck\ trips]$$

Where:

Class 2b to 7 truck trips = All trucks or tractors entering or exiting a warehouse truck gate(s) or driveway(s) that are truck Class 2b, 3, 4, 5, 6, or 7. If truck class information is not available, Class 2b to 7 trucks are all straight trucks that entered or exited a warehouse truck gate(s) or driveway(s).

Class 8 truck trips = All Class 8 trucks or tractors entering or exiting a warehouse truck gate(s) or driveway(s). If truck class information is not available, Class 8 trucks are all

tractors that entered or exited a warehouse truck gate(s) or driveway(s).

- (C) If a warehouse operator does not have information about the number of truck trips at a warehouse due to a force majeure event such as a destruction of records from a fire, the WATTs shall be calculated according to the following equation.

$$WATTs = Days\ per\ Year \times Warehouse\ Size \times WTTR$$

Where:

Days per Year = The number of days that the warehouse operator has operational control of the warehouse during the compliance period

Warehouse Size = Warehouse size in thousand square feet (tsf), as defined in subdivision (c)

WTTR = Weighted Truck Trip Rate, where:
Warehouses $\geq 200,000$ = 0.95 trips/tsf/day
Warehouses $\geq 100,000$ = 0.67 trips/tsf/day
Cold Storage Warehouses = 2.17 trips/tsf/day

(2) Earning WAIRE Points

WAIRE Points shall only be earned through completing actions in the WAIRE Menu in Table 3 and as described in (d)(3), or by completing actions in an approved Custom WAIRE Plan as described in (d)(4), or by choosing to pay a mitigation fee as described in (d)(5), or using any combination from (d)(3), (d)(4), or (d)(5).

(3) WAIRE Points Earned Using the WAIRE Menu

WAIRE Points may be earned for actions completed in the WAIRE Menu in Table 3 and based on the point values specified therein.

- (A) WAIRE Points may not be earned from WAIRE Menu items in Table 3 if those same actions or investments are required by separate United States Environmental Protection Agency (U.S. EPA), California Air Resources Board (CARB), or South Coast AQMD rules and regulations during the compliance period in paragraph (d)(1). Actions or investments that go beyond U.S. EPA, CARB, or South Coast AQMD rules and regulations can earn WAIRE Points.

- (4) WAIRE Points Earned Using a Custom WAIRE Plan
 - (A) Warehouse facility or land owners, or operators may apply to earn WAIRE Points through a customized plan for their facility. The Custom WAIRE Plan application shall follow the WAIRE Implementation Guidelines and the criteria below.
 - (i) Custom WAIRE Plan applications must demonstrate how the proposed action will earn WAIRE Points based on the incremental cost of the action, the NO_x emission reductions from the action, and the DPM emission reductions from the action, relative to baseline conditions if the warehouse operator had not completed the action in that compliance period.
 - (ii) The methodology to determine the total WAIRE Points for an action in a Custom WAIRE Plan application shall be consistent with methods in the WAIRE Program Implementation Guidelines.
 - (iii) Any WAIRE Points earned from a Custom WAIRE Plan for emission reductions must be quantifiable, verifiable, and real as determined by the Executive Officer and consistent with the WAIRE Implementation Guidelines.
 - (iv) Custom WAIRE Plan applications must include the elements described below:
 - (I) A description of how the proposed actions will achieve quantifiable, verifiable, and real NO_x and DPM emission reductions as quickly as feasible, but no later than three years after plan approval; and
 - (II) A quantification of expected NO_x and/or DPM emission reductions from the proposed actions within the South Coast AQMD and within three miles of the warehouse; and
 - (III) A description of the method to be used to verify that the proposed actions will achieve NO_x and/or DPM emission reductions; and
 - (IV) A schedule of key milestones showing the increments of progress to complete the proposed actions; and

- (V) A description of the location and a map of where the proposed actions will occur; and
 - (VI) Any expected permits or approvals required by other private parties, or South Coast AQMD, or other federal, state, or local government agencies to implement the Custom WAIRE Plan.
 - (v) Any Custom WAIRE Plan that relies on VMT reduction must demonstrate that these reductions are surplus to what is included in the most recently approved Regional Transportation Plan (RTP) and Air Quality Management Plan (AQMP).
- (B) Review of Custom WAIRE Plan Applications
 - (i) A Custom WAIRE Plan application must be submitted at least 270 days before an Annual WAIRE Report is due for the compliance period in which the Plan will earn Points.
 - (ii) Within 30 days of receipt of the Custom WAIRE Plan, the Executive Officer will conduct an initial review of the Custom WAIRE Plan and confirm receipt.
 - (iii) The Executive Officer shall approve or reject the Custom WAIRE Plan within 90 days of submittal. If no formal approval or rejection is received by the applicant, the application is presumed rejected unless otherwise provided for by the Executive Officer in writing. Approval or rejection will be based on whether:
 - (I) The Custom WAIRE Plan was prepared consistent with paragraph (d)(4)(A) and in accordance with the WAIRE Program Implementation Guidelines; and
 - (II) The information provided was complete and accurate.
 - (iv) Within 30 days of disapproval of a Custom WAIRE Plan application as specified in (d)(4)(B)(iii), a warehouse facility or land owner, or operator may revise and resubmit a Custom WAIRE Plan application that corrects all identified deficiencies. If the Executive Officer does not approve the subsequent revised plan within 45 days of resubmission,

then no WAIRE Points may be earned from the Custom WAIRE Plan in the current compliance period.

- (v) A Custom WAIRE Plan application shall be made available by the Executive Officer for public review no less than 30 days prior to approval.
- (C) For any Custom WAIRE Plan that requires implementation beyond the subsequent Annual WAIRE Report, a progress report must be provided every 180 days after Custom WAIRE Plan approval. The progress report shall follow the WAIRE Program Implementation Guidelines and include at a minimum, all of the following:
 - (i) The key milestones from the approved Custom WAIRE Plan that were achieved and a schedule indicating dates for future increments of progress; and
 - (ii) Identification of any milestones that have been or will be achieved later than specified in the approved Custom Plan and the reason for achieving the milestones late. The progress report must describe how each late milestone will be achieved and when WAIRE Points are anticipated to be earned from that action.
- (D) If the Executive Officer determines that a warehouse facility or land owner, or operator is not making adequate progress to complete an approved Custom WAIRE Plan, then the Executive Officer may rescind approval of the plan 30 days after notifying the plan applicant of the proposed rescission. The notice to the plan applicant shall contain a description of the identified deficiencies in the Custom WAIRE Plan implementation.
 - (i) If the warehouse facility or land owner, or operator does not subsequently demonstrate to the Executive Officer's satisfaction that the deficiencies in implementing the plan have been corrected, then the Executive Officer will rescind approval of the Custom WAIRE Plan and notify the owners or operators of the rescission.
- (E) If the expected WAIRE Points from an approved Custom WAIRE Plan are not earned during the applicable compliance period, the warehouse facility or land owner, or operator whose Custom WAIRE Plan was approved shall be in violation of this rule unless

the owner or operator demonstrates that they have met their Warehouse Points Compliance Obligation by the date that they submit their Annual WAIRE Report using WAIRE Points earned through requirements in paragraphs (d)(3) or (d)(5).

(5) Mitigation Fee

In lieu of earning the required number of WAIRE Points in paragraph (d)(3) or (d)(4) a warehouse facility or land owner, or operator may choose to satisfy all or any remaining part of their WAIRE Points Compliance Obligation through payment of a mitigation fee in the amount of \$1,000 for each WAIRE Point. The mitigation fee shall be paid no later than when the applicable Annual WAIRE Report for that compliance period is due.

(6) Transferring WAIRE Points

WAIRE Points are not transferable, except as specified below.

(A) Transferring WAIRE Points to a Different Warehouse

If a warehouse operator conducts warehousing activities at more than one warehouse during any single compliance period, then WAIRE Points earned for one warehouse may be used at the other warehouse(s) under the operational control of that same warehouse operator. Only those points earned in excess of a warehouse operator's WAIRE Points Compliance Obligation at that site may be transferred, and only for the current compliance period. Any WAIRE Points transferred to a different warehouse shall be discounted as specified in the WAIRE Menu in Table 3.

(B) Transferring WAIRE Points to a Different Compliance Period

If a warehouse operator earns more WAIRE Points than is required for its annual ~~Warehouse-WAIRE~~ Points Compliance Obligation, then it may use those remaining WAIRE Points at the same warehouse to satisfy its ~~Warehouse-WAIRE~~ Points Compliance Obligation in any of the following three years.

- (i) WAIRE Points may not be transferred to a subsequent compliance period if the WAIRE Menu items used to earn WAIRE Points are required by U.S. EPA, CARB, or South Coast AQMD rules and regulations in that subsequent year.
- (ii) Warehouse facility or land owners, or operators transferring WAIRE Points to a different compliance period shall demonstrate that any onsite improvements or equipment

installations that were used to earn the WAIRE Points being transferred are still operational at that warehouse facility in the year that WAIRE Points are used.

- (iii) WAIRE Points earned prior to a warehouse operator's first compliance period pursuant to paragraph (d)(1) may be banked and transferred up to three years after the warehouse operator's first compliance period. This early compliance must be documented in an Annual WAIRE Report immediately following the year in which the action or investment was completed.

(C) Transferring WAIRE Points Between a Warehouse Facility or Land Owner and a Warehouse Operator

A warehouse facility or land owner may earn WAIRE Points during a compliance period using the methods specified in paragraphs (d)(3), (d)(4), or (d)(5) or may have WAIRE Points transferred to them from the warehouse operator at that site. The warehouse facility or land owner may transfer these WAIRE Points to any warehouse operator at the site where the WAIRE Points were earned within a three-year period after the points were earned. Points used in this three-year period are subject to clause (d)(6)(B)(ii).

(7) Reporting

(A) Warehouse Operations Notification

Warehouse facility owners shall notify the South Coast AQMD in the manner specified in paragraph (e)(1) on September 1, 2021 and subsequently thereafter when any of the following conditions occur:

- (i) Within 14 calendar days after a new warehouse operator has the ability to use at least 50,000 square feet of a warehouse that has greater than or equal to 100,000 square feet used for warehousing activities;
- (ii) Within 30 calendar days after a renovated warehouse has received a certificate of occupancy from the local land use agency such that the total warehouse space that may be used for warehousing activities has increased or decreased; or
- (iii) Within three calendar days of a request from the Executive Officer.

(B) Initial Site Information Report

Warehouse operators shall submit an Initial Site Information Report in the manner specified in paragraph (e)(2) no later than July 1 of the year that they must submit their first annual WAIRE Report for their operations at that warehouse facility, or within 30 calendar days of a written request by the Executive Officer.

(C) Annual WAIRE Report

Warehouse operators who are required to earn WAIRE Points, or warehouse facility or land owners who earn WAIRE Points as applicable, shall submit an Annual WAIRE Report in the manner specified in paragraph (e)(3) no more than 30 calendar days after January 1, beginning with the Initial Reporting Date in Table 1. The Annual WAIRE Report, in accordance with the WAIRE Program Implementation Guidelines, shall include the information described in paragraph (e)(3) to demonstrate how the warehouse operator satisfied the requirement of paragraph (d)(1) in the preceding compliance period.

(D) If a warehouse operator vacates a warehouse prior to the Annual WAIRE Report submission date in subparagraph (d)(7)(c) in any year that they must satisfy an annual WAIRE Points Compliance Obligation, then the Annual WAIRE Report shall be submitted to South Coast AQMD no later than the date that they vacate the warehouse.

(e) Reporting, Notification, and Recordkeeping Requirements

(1) Warehouse Operations Notification

The notification required pursuant to subparagraph (d)(7)(A) shall be made in the manner specified by the Executive Officer and the WAIRE Program Implementation Guidelines. The notification shall include:

- (A)** The legal name and contact information of any entity leasing at least 50,000 square feet of space at that warehouse and of the warehouse facility owner and land owner, or an affirmation if no entities lease at least 50,000 square feet of space at that warehouse;
- (B)** The duration of the current lease term, if applicable;

- (C) The warehouse size(s) and the square footage that may be used for warehousing activities by each entity leasing at least 50,000 square feet of space at a warehouse; and
- (D) The last known legal name and contact information of the previous entity or entities leasing at least 50,000 square feet of space at that warehouse and the end date of the previous entity's lease, if applicable; and
- (E) How many square feet of the warehouse is used by the warehouse facility owner for warehousing activities.

(2) Initial Site Information Report

The Initial Site Information Report required in subparagraph (d)(7)(B) shall be made in the manner specified by the Executive Officer and the WAIRE Implementation Guidelines, and shall include the following information:

- (A) Warehouse size, and the square footage that may be used for warehousing activities within their operational control.
 - (i) If the warehouse building has less than 100,000 square feet that may be used for warehousing activities, then no additional information pursuant to subparagraphs (e)(2)(B) through (e)(2)(G) is required.
 - (ii) Any operator leasing less than 50,000 square feet of warehouse space that may be used for warehousing activities is not required to report additional information pursuant to subparagraphs (e)(2)(B) through (e)(2)(G), unless the same parent company owns or controls multiple operators in the same building who collectively use greater than or equal to 50,000 square feet of warehousing space for warehousing activity.
- (B) Actual truck trip data, including:
 - (i) Number of truck trips in the previous 12-month period for the warehouse operator at that warehouse;
 - (ii) Number of truck trips anticipated for the next applicable 12-month compliance period in subdivision (d); and
 - (iii) For the purposes of this subparagraph, truck trips shall be reported in two categories. The first category shall include all trucks or tractors using a facility's truck gate or driveway that are truck Class 2b through truck Class 7, or straight

trucks if truck class information is not available. The second category shall include all trucks and tractors that are truck Class 8, or all tractors if truck class information is not available.

- (C) If the warehouse operator owns or leases on-road trucks or tractors that serve that warehouse, the Initial Site Information Report shall include fleet data, for the previous 12-month period including:
 - (i) Number of trucks and tractors in the fleet serving that warehouse, by truck class, and fuel type;
 - (ii) Total VMT by truck class and fuel type; and
 - (iii) Typical dwell time at the facility by truck class; and
 - (iv) Information about which trucks or tractors are owned or leased.
- (D) If the warehouse has an alternative fueling station(s) or electric charging station(s) located onsite, the Initial Site Information Report shall include:
 - (i) Number of electric chargers/alternative fueling stations installed and the date of installation. The report must include the level for each electric charging station. For alternative-fueling stations, the report must include the fuel type, maximum fuel dispensing rate, the maximum amount of fuel that can be dispensed daily, and the pressure of the fueling system, if applicable;
 - (ii) Types of vehicles served;
 - (iii) Total fuel dispensed and/or charging provided in the previous 12-month period.
- (E) If the warehouse operator has yard trucks that are used at that warehouse facility, the Initial Site Information Report shall include:
 - (i) Number of yard trucks used in the previous 12-month period, and indicate which of these are registered as motor vehicles under Vehicle Code section 4000, et seq.;
 - (ii) Fuel type and engine size; and
 - (iii) Total annual hours of operation of all yard trucks for the previous 12-month period.

- (F) If the warehouse has onsite alternative energy generation equipment and/or onsite energy storage equipment, the Initial Site Information Report shall include:
 - (i) The type and rated capacity of the alternative energy generation system in kilowatts and kilowatt-hours per year, and/or rated capacity of the energy storage system in kilowatt-hours, as applicable.
 - (ii) The total energy generation and/or usage of the energy storage system in kilowatt hours expected during the next applicable compliance period in subdivision (d).
- (G) The Initial Site Information Report shall include whether the warehouse operator anticipates earning WAIRE Points from the WAIRE Menu, from a Custom WAIRE Plan, or by choosing to pay a mitigation fee, or the combination thereof, for the next applicable compliance period in subdivision (d). If the warehouse operator anticipates using the WAIRE Menu, the anticipated actions in the WAIRE Menu shall be reported. The actual WAIRE Menu items used for compliance can be from the methods reported in the Initial Site Information Report, or from any other category in the WAIRE Menu, or any other method to earn WAIRE Points in paragraph (d)(2).

(3) Annual WAIRE Report

Annual WAIRE Reports required pursuant to subparagraph (d)(7)(C) or (D) shall be made in the manner specified by the Executive Officer and as specified in the WAIRE Implementation Guidelines, and shall include the following information:

- (A) The Annual WAIRE Report shall include truck trip data, including:
 - (i) Number of actual truck trips during the compliance period described in paragraph (d)(1); and
 - (ii) Truck trips shall be reported in the same manner as described in subparagraph (e)(2)(B)(iii)
- (B) The Annual WAIRE Report shall include how many WAIRE Points were earned from the WAIRE Menu specified in paragraph (d)(3), an approved Custom WAIRE Plan specified in paragraph (d)(4), from mitigation fees specified in paragraph (d)(5), or from transferred WAIRE Points specified in paragraph (d)(6).

(C) For every WAIRE Menu item used to earn WAIRE Points, the WAIRE Annual Report shall contain information about the Reporting Metric specified in Table 3.

(D) Every Annual WAIRE Report shall include current contact information for the warehouse operator.

(4) Recordkeeping

Records which document the accuracy and validity of all information submitted to the South Coast AQMD as required by this rule shall be kept by the warehouse facility or land owner, or operator as applicable, for a minimum of seven years from the reporting deadline, and made available upon request during normal business hours.

(A) A warehouse operator relying on WAIRE Points transferred from a warehouse facility or land owner pursuant to subparagraph (d)(6)(C) must possess records for how the WAIRE Points were earned if they are used to satisfy a WPCO.

(B) Records documenting how WAIRE Points were earned must have been collected contemporaneously with the action itself.

(5) All reports in this rule shall be certified by an authorized official. For purposes of reporting, an authorized official is defined as an individual who has knowledge and responsibility for actions required by this rule, and who has been authorized by an officer of the warehouse facility or land owner, or operator, as applicable, to submit and certify the accuracy of the data presented in these reports on behalf of the owner or operator, based on best available knowledge.

(f) WAIRE Implementation Guidelines

The Executive Officer shall periodically publish guidelines for implementing the WAIRE Program.

(g) Exemptions

(1) Operators In Warehouses That Have Less Than 50,000 Square Feet That They May Use For Warehousing Activities

Warehouse operators who can only use less than 50,000 square feet of a warehouse that is greater than or equal to 100,000 square feet, for warehousing activities due to terms of their lease, are not subject to the requirements in subdivision (d)(1) unless the same parent company owns or

controls multiple operators in the same building who collectively use more than 50,000 square feet of space for warehousing activity.

(2) Warehouse Operators ~~w~~With a WPCO Less ~~t~~Than 10

A warehouse operator with a WPCO that is less than 10 in any compliance period is exempt from the requirement to earn WAIRE Points in paragraph (d)(1) for that compliance period. The WPCO shall be calculated using methods in paragraph (d)(1). The warehouse operator shall document their WPCO and exemption in an Annual WAIRE Report.

(3) Unforeseen Circumstances

In instances where investments or actions completed by an owner or operator perform at a level significantly lower than anticipated due to unforeseen circumstances beyond the control of the warehouse facility or land owner, or operator and such that the anticipated WAIRE Points for that action can-not be fully earned, the owner or operator may apply for a partial or complete exemption to the Executive Officer following procedures in the WAIRE Program Implementation Guidelines. The application must specify what portion of the WPCO determined by subparagraph (d)(1) that the malfunctioning equipment would have satisfied, and relevant details about why the anticipated action was unable to earn the expected WAIRE Points.

(A) The Executive Officer shall grant an exemption from the applicable WAIRE Points requirement only if the following criteria are met:

- (i) The vehicle or equipment does not perform at the level specified by the manufacturer due to a manufacturing defect or a defect in the installation of equipment using manufacturer-approved methods, and
- (ii) The warehouse operator demonstrates that despite their good faith effort to have the vehicle or equipment repaired, either via warranty or through other manufacturer and/or installer-approved methods, that the repair was not completed in a timely manner.

(h) Sunset Date for Rule

The WPCO requirements in (d)(1) shall expire 45 days after the end of the compliance period during which the latter of (h)(1) and (h)(2) has been met.

- (1) A final action becomes effective from the U.S. EPA that finds that all air basins within the South Coast AQMD have attained the 2015 National Ambient Air Quality Standards (NAAQS) for ozone of 70 parts per billion.
- (2) Pursuant to Health and Safety Code 39608, CARB has identified that all air basins in the South Coast AQMD have attained the state ozone standard of 70 parts per billion.
- (3) All reporting requirements for warehouse facility and land owners and operators shall remain in effect for the final compliance period specified in (h), but no reporting shall be required for future compliance periods.
- (4) At least one year prior to the anticipated rule expiration in (h), the Executive Officer shall report to the South Coast AQMD Governing Board on the efficacy of Rule 2305 and recommend which portions of the rule should be retained or amended, if any. This report shall evaluate the potential need for the rule with respect to any applicable Clean Air Act requirements such as anti-backsliding and maintenance plans, other regulations from U.S. EPA and CARB, the state of the market of zero emission and near zero emission technologies serving warehouses, and the existing and anticipated emissions associated with warehouses covered by the rule.

(i) Severability

If any provision of this rule is held by judicial order to be unlawful or otherwise invalid, such order shall not affect the operation or implementation of the remainder of this rule. If any provision of this rule is held by judicial order to be inapplicable to any person or circumstance, such order shall not affect the application of such provision to other persons or circumstances. The severability provided for in this subsection shall include, but is not limited to, invalidation of any exemption in subsection (g) or any of the compliance options in subsections (d)(3), (d)(4), or (d)(5) or the actions in Table 3.

Table 1 – Initial Requirement Date

Phase	Warehouse Size (square feet)	Initial Reporting Date (Annual WAIRE Report)	Initial Compliance Period
1	$\geq 250,000$	January 31, 2023	January 1, 2022 to December 31, 2022
2	$\geq 150,000$ - $<250,000$	January 31, 2024	January 1, 2023 to December 31, 2023
3	$\geq 100,000$ - $<150,000$	January 31, 2025	January 1 2024 to December 31, 2024

Table 2 – Annual Variable

Annual WAIRE Report Year*	Annual Variable		
	Phase 1	Phase 2	Phase 3
2022	0.33	0	0
2023	0.67	0.33	0
2024	1.0	0.67	0.33
2025	1.0	1.0	0.67
2026 and beyond	1.0	1.0	1.0

* This is the ~~year that~~ compliance period for which a warehouse operator is first required to submit its Annual WAIRE Report.

Table 3 WAIRE Menu

Action/Investment	Action/Investment Details	Reporting Metric	Annualized Metric	WAIRE Points per Annualized Metric	Discounted WAIRE Points Subparagraph (d)(6)(A)
Acquire ZE/NZE Trucks in Warehouse Operator Fleet	ZE Class 8	Number of trucks	One truck acquired	126	126
	ZE Class 4-7			68	68
	ZE Class 2b-3			14	14
	NZE Class 8			55	55
	NZE Class 4-7			26	26
ZE/NZE Truck Visits	ZE Class 8	Number of visits	365 truck visits	51	33
	ZE Class 4-7			12	9
	ZE Class 2b-3			9	6
	NZE Class 8			42	24
	NZE Class 4-7			12	9
Acquire ZE Yard Truck		Number of yard trucks	One yard truck acquired	177	177
Use ZE Yard Truck		Hours of use	1,000 hours	291	51
Install Onsite ZE Charging or Fueling Infrastructure	150-350 kW EVSE Acquisition	Number of EVSE purchased	One EVSE purchased	118	118
	51-149 kW EVSE Acquisition			51	51
	19.2-50 kW EVSE Acquisition			26	26
	Up to 19.2 kW EVSE Acquisition			5	5
	TRU Plug EVSE Acquisition			3	3
	Begin construction on 19.2-350 kW charger project	First day of construction	One construction project	9	9
	Begin construction on up to 19.2 kW charger project			5	5
	Begin construction on TRU Plug project			5	5
	Finalize 19.2-350 kW Level charger project	The latter of final permit sign off or charger energization	One construction project	59	59
	Finalize up to 19.2 kW charger project			5	5
	Finalize TRU Plug project			7	7
	Hydrogen (H ₂) Station	Daily capacity of station in kilograms (kg)	One 700 kg/day station construction project	1,680	1,680
Use Onsite ZE Charging or Fueling Infrastructure	Vehicle Charging	Kilowatt-hours (kWh) of dispensed electricity	165,000 kWh	42	24
	TRU Charging		10,658 kWh	10	3
	H ₂ Station Usage	Kg of dispensed H ₂	6,152 kg	43	25
Install and Energize Onsite Solar Panels	Rooftop	Size of system in kW	100 kW system	15	15
	Carport			19	19
Use Onsite Solar Panels		Energy production in kWh	165,000 kWh	1	1
Install MERV 16 or greater Filters or Filter Systems in Residences, Schools, Daycares, Hospitals, or Community Centers	Install Stand-Alone System	Number of systems installed	25 systems	55	55
	Replace Filters	Number of filters replaced	200 filters	51	51

ATTACHMENT H

(Proposed Adoption May 7, 2021)

PROPOSED RULE 316 FEES FOR RULE 2305

(1) Purpose

California Health and Safety Code Section 40522.5 provides authority for the South Coast Air Quality Management District to adopt a fee schedule for areawide or indirect sources of emissions which are regulated, but for which permits are not issued, to recover the costs of programs related to these sources. The purpose of this rule is to recover the South Coast AQMD's cost of implementing Rule 2305.

(a) Applicability

This rule applies to owners and operators of facilities subject to Rule 2305 that submit an Annual WAIRE Report, a Custom WAIRE Plan application, an Initial Site Information Report, a Warehouse Operations Notification, or that pay a Mitigation Fee.

(b) Definitions

For the purpose of this rule, the following definitions shall apply:

- (1) ANNUAL WAIRE REPORT is the annual report submitted by a warehouse operator or owner demonstrating how they satisfied their Warehouse Points Compliance Obligation pursuant to Rule 2305 (d)(7)(C).
- (2) CUSTOM WAIRE PLAN APPLICATION is the application submitted by a warehouse operator or owner that describes the customized method that they propose to use to satisfy their Warehouse Points Compliance Obligation pursuant to Rule 2305 (d)(4).
- (3) INITIAL SITE INFORMATION REPORT is the report submitted by a warehouse operator pursuant to Rule 2305 (d)(7)(B).
- (4) MITIGATION FEE is the fee paid by a warehouse operator or owner pursuant to Rule 2305 (d)(5).
- (5) WAREHOUSE has the same definition as in Rule 2305 (c)(27).
- (6) WAREHOUSE OPERATIONS NOTIFICATION is the report submitted by a warehouse owner with information about the warehouse building and any business leasing the warehouse pursuant to Rule 2305 (d)(7)(A).
- (7) WAREHOUSE OPERATOR has the same definition as in Rule 2305 (c)(31).

- (8) WAREHOUSE FACILITY OWNER has the same definition as in Rule 2305 (c)(29).
- (9) WAREHOUSE LAND OWNER has the same definition as in Rule 2305 (c)(30).
- (10) WAREHOUSING ACTIVITIES has the same definition as in Rule 2305 (c)(33).

(c) Annual WAIRE Fees

Warehouse operators and owners who submit reports or notifications required by Rule 2305 shall pay fees according to Table 1. These fees are due at the time that the applicable report or notification must be submitted pursuant to Rule 2305.

Table 1

Report or Notification	Fee
Annual WAIRE Report	\$392.50
Initial Site Information Report	\$140.68
Warehouse Operations Notification	\$29.51

(d) Custom WAIRE Plan Application Evaluation Fee

- (1) Warehouse owners who submit a Rule 2305 Custom WAIRE Plan Application shall be charged fees on a time and materials basis. The amount charged shall be an amount equal to the total actual and reasonable time incurred by South Coast AQMD staff for evaluation of the application, assessed at the hourly staff rate or prorated portion of \$161.25 per hour. The initial fee shall be \$806.25 for each plan, and shall be paid when the Custom WAIRE Plan application is submitted.
- (2) The adjustment to plan application evaluation fees will be determined at the time a plan is approved or rejected and may include additional fees based upon actual review and work time billed. Notification of the amount due or refund will be provided to the applicant, and any additional fees due to the adjustment to plan evaluation fees will be billed following project completion.

(e) Mitigation Program Administrative Fee

Warehouse owners or operators who pay a mitigation fee pursuant to Rule 2305 (d)(5) shall pay an additional fee to cover the reasonable costs incurred by South Coast AQMD staff and/or its consultants to administer the Mitigation Program. This administrative fee shall be equal to 6.25 percent of the mitigation fee paid by the warehouse owner or operator, and shall be paid when the mitigation fee is paid.

(f) Payment Due Date

Payment of all applicable fees in subdivision (d) shall be due at the time that the applicable report must be submitted, and in subdivision (e) hourly fees shall be due in sixty (60) days from the date of personal service or sending by mail, electronic mail, or other electronic means, of the notification of the amount due. For the purpose of this paragraph, the fee payment will be considered to be received by the South Coast AQMD if it is delivered, postmarked, or electronically paid on or before the expiration date stated on the billing notice. If the expiration date falls on a Saturday, Sunday, or a state holiday, the fee payment may be delivered, postmarked, or electronically paid on the business day following the Saturday, Sunday, or the state holiday with the same effect as if it had been delivered, postmarked, or electronically paid on the expiration date.

(g) Exemptions

- (1) Any warehouse facility owner who submits a Warehouse Operations Notification for a warehouse that has less than 100,000 square feet of floor area dedicated to warehousing activities that year is not required to pay fees described in subdivisions (d) through (g).
- (2) Any warehouse operator who operates less than 50,000 square feet of a warehouse for warehousing activities and for which Rule 2305 (e)(2)(A)(ii) applies is not required to pay fees described in subdivision (d).

SOUTH COAST AIR QUALITY MANAGEMENT DISTRICT

Final Staff Report

Proposed Rule 2305 – Warehouse Indirect Source Rule - Warehouse Actions and Investments to Reduce Emissions (WAIRE) Program and Proposed Rule 316 – Fees for Rule 2305

May 2021

Deputy Executive Officer

Planning, Rule Development, and Area Sources
Sarah L. Rees, Ph.D.

Assistant Deputy Executive Officer

Planning, Rule Development, and Area Sources
Ian MacMillan

AUTHORS:	Victor Juan Farimah Shirmohammadi, Ph.D. Caitlin Dawson Priscilla Yuen Ryan Finseth, Ph.D. Paul Stroik, Ph.D.	Program Supervisor Air Quality Specialist Air Quality Specialist Assistant Air Quality Specialist Air Quality Specialist Air Quality Specialist
CONTRIBUTORS:	Jillian Wong, Ph.D. Daniel Garcia Elaine Shen, Ph.D. Michael Laybourn Shah Dabirian, Ph.D. Barbara Radlein Maryam Hajbabaei, Ph.D. Ryan Bañuelos	Planning and Rules Manager Planning and Rules Manager Program Supervisor Program Supervisor Program Supervisor Program Supervisor Air Quality Specialist Air Quality Specialist
REVIEWED BY:	Barbara Baird Veera Tyagi	Chief Deputy Counsel Principal Deputy District Counsel

**SOUTH COAST AIR QUALITY MANAGEMENT DISTRICT
GOVERNING BOARD**

CHAIRMAN: DR. WILLIAM A. BURKE
Speaker of the Assembly Appointee

VICE CHAIRMAN: BEN BENOIT
Mayor Pro Tem, Wildomar
Cities of Riverside County

MEMBERS:

LISA BARTLETT
Supervisor, Fifth District
County of Orange

JOE BUSCAINO
Council Member, 15th District
City of Los Angeles Representative

MICHAEL A. CACCIOTTI
Mayor Pro Tem, South Pasadena
Cities of Los Angeles County/Eastern Region

VANESSA DELGADO
Senate Rules Committee Appointee

GIDEON KRACOV
Governor's Appointee

SHEILA KUEHL
Supervisor, Third District
County of Los Angeles

LARRY MCCALLON
Mayor Pro Tem, Highland
Cities of San Bernardino County

V. MANUEL PEREZ
Supervisor, Fourth District
County of Riverside

REX RICHARDSON
Vice Mayor, City of Long Beach
Cities of Los Angeles County/Western Region

CARLOS RODRIGUEZ
Mayor Pro Tem, Yorba Linda
Cities of Orange County

JANICE RUTHERFORD
Supervisor, Second District
County of San Bernardino

EXECUTIVE OFFICER:

WAYNE NASTRI

TABLE OF CONTENTS

CHAPTER 1: BACKGROUND	5
INTRODUCTION.....	6
AIR QUALITY MANAGEMENT PLAN	6
RULEMAKING BACKGROUND	9
<i>Other South Coast AQMD Air Quality Plans</i>	<i>9</i>
<i>State Goals</i>	<i>10</i>
<i>Public Process.....</i>	<i>10</i>
EMISSIONS INVENTORY OF PR 2305 WAREHOUSES	12
AIR QUALITY NEED	13
LEGAL AUTHORITY	17
CHAPTER 2: SUMMARY OF PROPOSAL	21
INTRODUCTION.....	22
PROPOSED RULE 2305.....	22
<i>Purpose – Subdivision (a)</i>	<i>22</i>
<i>Applicability- Subdivision (b)</i>	<i>22</i>
<i>Definitions – Subdivision (c)</i>	<i>23</i>
<i>Requirements – Subdivision (d)</i>	<i>26</i>
<i>Reporting, Notification, and Recordkeeping Requirements – Subdivision (e)</i>	<i>35</i>
<i>WAIRE Implementation Guidelines – Subdivision (f)</i>	<i>36</i>
<i>Exemptions – Subdivision (g).....</i>	<i>36</i>
<i>Severability – Subdivision (i).....</i>	<i>38</i>
PROPOSED RULE 316 – FEES FOR REGULATION XXIII.....	38
<i>Purpose – Subdivision (a)</i>	<i>38</i>
<i>Applicability- Subdivision (b)</i>	<i>38</i>
<i>Definitions – Subdivision (c)</i>	<i>38</i>
<i>Annual WAIRE Fees – Subdivision (d).....</i>	<i>39</i>
<i>Custom WAIRE Plan Application Evaluation Fee – Subdivision (e).....</i>	<i>39</i>
<i>Mitigation Program Administration Fee – Subdivision (f).....</i>	<i>39</i>
<i>Payment Due Dates – Subdivision (g).....</i>	<i>39</i>
<i>Exemptions – Subdivision (h).....</i>	<i>40</i>
WAIRE MITIGATION PROGRAM.....	40
CHAPTER 3: IMPACT ASSESSMENT	42
INTRODUCTION.....	43
AFFECTED INDUSTRY	43
<i>Affected Facilities</i>	<i>45</i>
BASELINE EMISSIONS INVENTORY	47
<i>Methodology for Estimating NOx Emissions from Warehouses.....</i>	<i>47</i>
<i>Summary of Baseline Emissions</i>	<i>52</i>
RULE STRINGENCY.....	52
<i>Potential Emission Reductions from PR 2305 and PR 316 When Considering Other Measures.....</i>	<i>52</i>
<i>Impact to Industry.....</i>	<i>53</i>
<i>Summary of Considerations For Determining PR 2305 Stringency</i>	<i>58</i>
SCENARIO ANALYSIS.....	59
<i>Emission Reductions.....</i>	<i>61</i>
<i>WAIRE Program Compliance Costs.....</i>	<i>63</i>
<i>WAIRE Program Administrative Costs.....</i>	<i>73</i>
<i>Warehouse Operator Administrative Costs.....</i>	<i>74</i>
FEASIBILITY.....	75

SOCIOECONOMIC ASSESSMENT	79
CALIFORNIA ENVIRONMENTAL QUALITY ACT	79
DRAFT FINDINGS UNDER CALIFORNIA HEALTH AND SAFETY CODE SECTION 40727	80
COMPARATIVE ANALYSIS	81
APPENDIX A: WAIRE PROGRAM IMPLEMENTATION GUIDELINES	86
APPENDIX B: WAIRE MENU TECHNICAL REPORT	111
APPENDIX C: WAREHOUSE POPULATION METHODOLOGY	140
APPENDIX D: POTENTIAL SIP CREDIT APPROACH FOR PR 2305.....	172
APPENDIX E: NZE ALTERNATIVES FOR CUSTOM WAIRE PLANS	182
APPENDIX F: RESPONSE TO COMMENTS	184

CHAPTER 1: BACKGROUND

INTRODUCTION

AIR QUALITY MANAGEMENT PLAN

RULEMAKING BACKGROUND

EMISSIONS INVENTORY OF PR 2305 WAREHOUSES

AIR QUALITY NEED

LEGAL AUTHORITY

INTRODUCTION

Proposed Rule (PR) 2305 – Warehouse Indirect Source Rule – Warehouse Actions and Investments to Reduce Emissions (WAIRE) Program and PR 316 – Fees for Rule 2305 would apply to operators and owners of existing and new warehouses with floor space greater than or equal to 100,000 square feet within a single building. These warehouses are used to receive, store, and serve as a distribution point for goods. The majority of emissions associated with warehouses are from on-road vehicles such as trucks that deliver goods, and off-road vehicles such as cargo handling equipment. PR 2305 would require warehouses subject to the rule to annually take actions that either reduce emissions regionally and locally or that facilitate emission reductions.

More specifically, PR 2305 requires warehouse operators of warehouses subject to PR 2305 to earn a certain number of points each year from emission-reducing activities or payment of a mitigation fee. This program would work similarly to the LEED system by the United States Green Building Council in that actions are assigned a specified level of points based on a menu.¹ For PR 2305, the amount of points every warehouse operator must earn annually depends upon the number of truck trips to their warehouse.² Second, an operator may choose to apply to implement a site-specific custom plan that incorporates actions that are not on the menu, plan approval is required prior to being able to earn points. Custom plans could include onsite and offsite measures within the control of the operator that can be demonstrated to reduce emissions of NO_x and/or diesel PM. Third, an operator may choose to pay a mitigation fee to South Coast AQMD. The funds generated from the mitigation fee will be used to provide financial incentives for truck owners to purchase NZE or ZE trucks, or for the installation of fueling and charging infrastructure, with priority given for projects in the communities near warehouses that paid the fee. In addition, warehouse operators and owners would also have reporting and recordkeeping requirements. Finally, warehouse operators would pay fees as established by PR 316 to reimburse South Coast AQMD for administrative costs associated with ensuring compliance with PR 2305.

There are many factors that go into determining the stringency of proposed rules. For PR 2305, the draft stringency recommended here considered the following points: the need for emission reductions, the significance of emissions associated with the warehousing industry, the potential emissions reductions from PR 2305 when considering other measures, and the impact to industry. The analysis included in this Draft Staff Report and in the accompanying Draft Environmental Assessment (CEQA analysis) and Draft Socioeconomic Impact Assessment describe the information used to develop the proposed rule approach.

AIR QUALITY MANAGEMENT PLAN

The South Coast Air Quality Management District (South Coast AQMD) is the regional air quality regulatory agency for all of Orange County, and large portions of Los Angeles, Riverside, and San Bernardino counties. It is responsible for developing and enforcing air pollution control rules and regulations and implementing strategies to meet attainment standards for the South Coast Air Basin (SCAB) and the Riverside County portions of both the Salton Sea Air Basin (SSAB) and the

¹ There are two important distinctions between LEED and PR 2305. First, the point values between the two systems are completely separate and do not relate to each other. Second, PR 2305 requires annual compliance whereas LEED typically is accomplished on a one-time basis during building construction/design or during renovation.

² Point values consider regional and local emission reductions and cost, but warehouse operators do not need to calculate these values. See Chapter 2 for additional detail.

Mojave Desert Air Basin (MDAB). The federal Clean Air Act (CAA) requires the submission of State Implementation Plans (SIP) for nonattainment areas that do not meet the federal National Ambient Air Quality Standards (NAAQS). Additionally, the California Clean Air Act (CCAA) imposes further requirements on meeting state ambient air quality standards for criteria pollutants. South Coast AQMD's jurisdiction is currently classified as being in extreme nonattainment status for the federal NAAQS ozone standards, and serious nonattainment for the federal fine Particulate Matter (PM 2.5) standards.

Per the California Health and Safety Code, the South Coast AQMD is required to adopt an Air Quality Management Plan (AQMP) to demonstrate compliance with both federal and state ambient air quality standards for South Coast AQMD's jurisdiction.³ The AQMP is a blueprint for meeting federal and state air quality standards, which include the NAAQS for the South Coast AQMD jurisdiction. On March 3, 2017, South Coast AQMD's Governing Board adopted the 2016 AQMP.⁴ Based on analysis in the 2016 AQMP, in order to attain the 8-hour ozone standards by the NAAQS deadlines, the total SCAB emissions of NOx must be reduced to approximately 141 tons per day in 2023 and 96 tons per day in 2031. This represents an additional 45% reduction in NOx beyond baseline 2023 levels, and an additional 55% NOx reduction beyond baseline 2031 levels. As seen in Figure 1, approximately 80% of NOx emissions in 2023 and 2031 will be from mobile sources. The control strategy in the 2016 AQMP includes many stationary and mobile source measures that will be carried out by the South Coast AQMD and the California Air Resources Board (CARB) (Figure 2). To attain the federal ozone and PM 2.5 NAAQS, the 2016 AQMP relies on reducing regional NOx emissions as a primary strategy (NOx is a precursor to the formation of both ozone and PM 2.5), but also includes measures to reduce directly emitted PM 2.5.

CARB is committed to achieving emission reductions with its state Mobile Source Strategy (MSS) in the State Implementation Plan (SIP). However, the majority of these emission reductions come from measures titled as "Further Deployment of Cleaner Technologies" (Further Deployment Measures), which were not fully defined. The Further Deployment Measures are expected to reduce 108 tons per day of NOx emissions beyond baseline by 2023 and 88 tons per day beyond baseline by 2031.

³ Health and Safety Code Section 40460(a)

⁴ South Coast AQMD, Final 2016 Air Quality Management Plan, March 2017. <https://www.aqmd.gov/home/air-quality/clean-air-plans/air-quality-mgt-plan/final-2016-aqmp>

Figure 1: South Coast Air Basin Baseline NO_x Emissions and Reductions Needed to Achieve Federal 8-Hour Ozone NAAQS

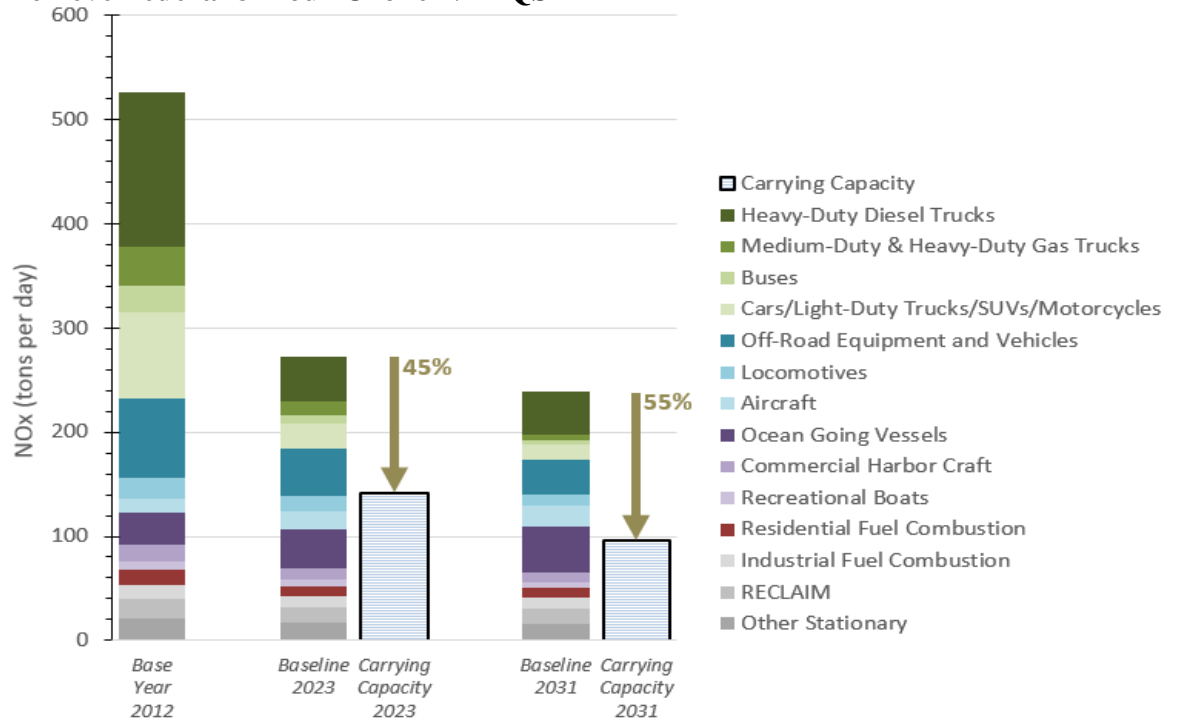
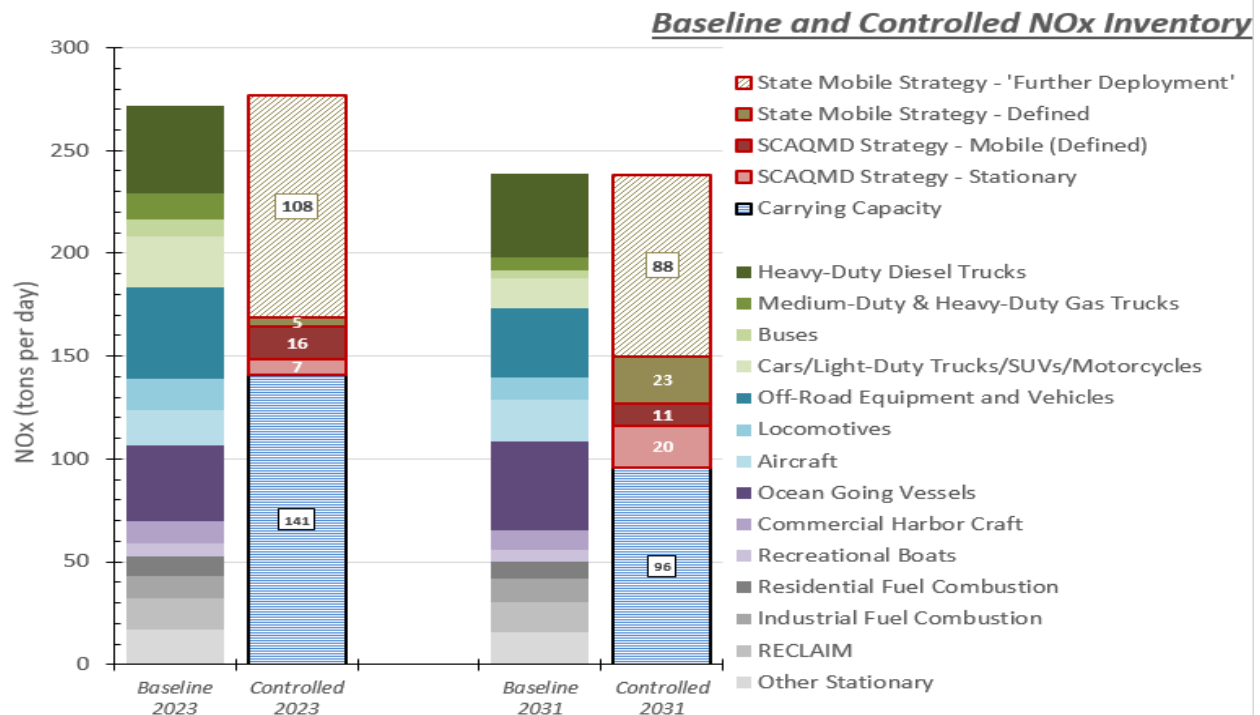


Figure 2: NO_x Control Strategy in the 2016 AQMP



RULEMAKING BACKGROUND

Implementation of the Further Deployment Measures described above is based on a combination of incentive funding and development of new regulations. In the 2016 AQMP, the South Coast AQMD committed to assist CARB and U.S. EPA in developing the Further Deployment Measures, including through the development of local Facility Based Mobile Source Measures (FBMSMs). One of the FBMSMs includes MOB-03 – Emissions Reductions at Warehouse Distribution Centers.

The 2016 AQMP described a year-long process for staff to evaluate potential emissions reduction strategies for the FBMSMs and report back to the Governing Board on the most promising approach. South Coast AQMD staff convened a working group to explore potential voluntary and regulatory approaches for warehouses,⁵ consistent with what was outlined in the 2016 AQMP for control measure MOB-03. After considering the results of that year-long process, in May 2018, the Governing Board directed staff to initiate rulemaking for a warehouse Indirect Source Rule (ISR),⁶ namely Proposed Rule (PR) 2305 and PR 316.

Other South Coast AQMD Air Quality Plans

The South Coast AQMD Governing Board has approved several other plans since adoption of the AQMP that would also benefit from adoption of PR 2305 and PR 316. These include the Contingency Measure Plan for the 1997 8-hour Ozone Standard⁷, and multiple Community Emission Reduction Plans (CERPs) prepared pursuant to Assembly Bill (AB) 617.

The Contingency Measure Plan describes the measures that must be implemented to meet the 2023 attainment deadline for the federal ozone standard. This plan lays out in greater detail many of the strategies included in the 2016 AQMP, in particular for the Further Deployment Measures. With the approval of this plan, the South Coast AQMD Governing Board committed to achieving between 14.4 and 16.4 tons per day of NOx reductions by 2023.⁸

Assembly Bill (AB) 617 is a program established to address the disproportionate burden of air pollution on environmental justice communities, by providing funding and enabling selected communities to shape the actions to reduce emissions. In December 2018, CARB approved the South Coast AQMD Year 1 admission of the communities of San Bernardino/Muscoy, East Los Angeles/Boyle Heights/West Commerce, and Wilmington/Carson/West Long Beach into the AB 617 Program. These AB 617 Year 1 communities established Community Steering Committees (CSCs) to work on the development of CERPs to serve as a road map on how to address each respective community's air quality concerns, and in September 2019, the South Coast AQMD Governing Board adopted the AB 617 CERPs. All three of the South Coast AQMD Year 1 AB 617 communities requested that a warehouse ISR be developed due to their concerns regarding air

⁵ Presentation materials from this process are available here: <http://www.aqmd.gov/home/air-quality/clean-air-plans/air-quality-mgt-plan/facility-based-mobile-source-measures/fbmsm-mtngs>

⁶ <http://www.aqmd.gov/docs/default-source/Agendas/Governing-Board/2018/2018-may4-032.pdf>
<http://www.aqmd.gov/docs/default-source/Agendas/Governing-Board/2018/2018-jun1-001.pdf>

⁷ <http://www.aqmd.gov/docs/default-source/planning/1997-ozone-contingency-measure-plan/1997-8-hour-ozone-draft-contingency-measure-plan---120619.pdf>

⁸ <http://www.aqmd.gov/docs/default-source/Agendas/Governing-Board/2019/2019-dec6-028.pdf>

pollution impacts from trucks and diesel PM.⁹ Similar to the Year 1 AB 617 communities, the Year 2 AB 617 community of South East Los Angeles also included in their CERP a request for continued development of the warehouse ISR to reduce emissions in their community.¹⁰

State Goals

Several state goals have focused on the need to accelerate the adoption of lower emission technologies, in particular Zero Emissions (ZE) vehicles. Two notable examples include CARB's Draft Mobile Source Strategy (MSS)¹¹ and a recent executive order from the governor.¹²

CARB's Draft MSS is an integrated planning effort designed to meet state goals for criteria pollutants, greenhouse gases, and toxics. One of the key conclusions from this analysis is that a significant portion of the existing mobile source fleet (trucks, cars, off-road equipment, etc.) will need to convert to ZE technologies quickly to meet multiple state goals, including attainment of federal air quality standards. While some strategies like the recently adopted Advanced Clean Trucks (ACT) regulation¹³ have been more clearly defined in the Draft MSS and through CARB rulemaking efforts, other strategies are still undefined and rely on unspecified "accelerated turnover" to ZE technologies, including for emissions sources associated with warehouses, such as trucks and cargo handling equipment. Further, in September 2020, the governor of California signed an executive order directing state agencies to pursue ZE goals for mobile sources. This includes a goal of a 100% ZE truck fleet by 2045, a 100% ZE drayage truck fleet (trucks that visit ports and railyards) by 2035, and 100% ZE off-road equipment operations by 2035. Although this goal sets out potential targets, it does not include any enforceable mechanism and funding programs and regulations (such as PR 2305) that are needed to achieve the targets.

Public Process

Since the South Coast AQMD Governing Board voted to initiate rulemaking in May 2018, staff has held 12 working group meetings, presented five updates to the Mobile Source Committee and two updates to the full South Coast AQMD Governing Board. Written materials include the Preliminary Draft Staff Report, this Draft Staff Report, three drafts of PR 2305 and two drafts of PR 316, and three draft technical reports on the WAIRE Menu. Dates for each of these activities is listed in Table 1.

⁹ <http://www.aqmd.gov/docs/default-source/ab-617-ab-134/steering-committees/san-bernardino/cerp/carb-submittal/final-cerp.pdf>
<http://www.aqmd.gov/docs/default-source/ab-617-ab-134/steering-committees/east-la/cerp/carb-submittal/final-cerp.pdf>
<http://www.aqmd.gov/docs/default-source/ab-617-ab-134/steering-committees/wilmington/cerp/final-cerp-wcwb.pdf>

¹⁰ <http://www.aqmd.gov/docs/default-source/ab-617-ab-134/steering-committees/southeast-los-angeles/draft-cerp-5b-trucks.pdf>

¹¹ <https://ww2.arb.ca.gov/resources/documents/2020-mobile-source-strategy>

¹² <https://www.gov.ca.gov/wp-content/uploads/2020/09/9.23.20-EO-N-79-20-text.pdf>

¹³ <https://ww2.arb.ca.gov/our-work/programs/advanced-clean-trucks>

Table 1: Dates of Key Public Process Activities Prior to Release of Draft Staff Report

Activity	Dates
Working Group Meetings	Aug. 1, 2018; Aug. 23, 2018; Oct. 24, 2018; Mar. 22, 2019; Aug. 23, 2019; Sept. 19, 2019; Nov. 13, 2019; Dec. 10, 2019; Mar. 3, 2020; Oct. 9, 2020; Oct. 30, 2020; Dec. 17, 2020
Public Workshop & Community Meeting	Feb. 16, 2021, Feb. 17, 2021
Mobile Source Committee Updates	Nov. 16, 2018; Feb. 15, 2019; Sept. 20, 2019; Jan. 24, 2020; Feb. 19, 2021; <u>Mar. 19, 2021; Apr. 16, 2021</u>
Governing Board Updates	Sept. 7, 2018; Mar. 1, 2019
Draft WAIRE Menu Technical Document and Calculator	Mar. 3, 2020 ; Jan. 15, 2021
Draft Rule Language	Nov. 10, 2019; Oct. 9 2020; Jan. 15, 2021
CEQA Notice of Preparation	Nov. 13, 2020
CEQA Draft Environmental Assessment	Jan. 20, 2021

The following potential options for reducing emissions from warehouses were discussed in the Warehouse ISR Working Group:

- Facility Caps: Allow emissions at each warehouse distribution center to be capped so each warehouse distribution center would have the flexibility to individually determine how to reduce emissions.
- Local Government Measures: Local governments may decide to tailor emission reduction strategies to address local needs (e.g., through their land use authority).
- Clean Fleets Crediting/Banking Program: Allow clean fleets to generate credits that would be managed through a bank while requiring ISR facilities to regularly purchase and apply the credits to offset emissions from individual warehouse distribution centers.
- Voluntary Fleet Certification Program: Allow fleet owners to certify their fleets are cleaner than what would otherwise be required by CARB regulations while requiring facilities to use a prescribed amount of certified fleets.
- Best Management Practices (BMPs):- Allow facilities to choose from an assortment of BMPs such as utilizing ZE or NZE equipment on site, and/or installing ZE/NZE fueling and charging infrastructure, or solar energy storage.
- Mitigation Fees:- Allow facilities to pay mitigation fees if other options are not chosen and apply collected funds to subsidize the purchase and use of ZE/NZE equipment or the installation of fueling/charging infrastructure.

Of these options, only the Best Management Practices (now the WAIRE Menu and Custom WAIRE Plan option) and the Mitigation Fee options have been carried forward to PR 2305. These options were found to be the least administratively burdensome for facilities and South Coast AQMD compliance staff and ensured that emission reductions would be focused in the communities near warehouses. The menu-based approach is similar to other rules that allow multiple options of compliance, such as South Coast AQMD Rule 2202 - On-Road Motor Vehicle

Mitigation Options¹⁴ that focuses on reducing emissions from employee commutes, Rule 403 – Fugitive Dust¹⁵ that focuses on reducing particulate matter emissions from activities like earth moving. Both rules allow multiple options to comply with overall requirements in each rule. PR 2305 will also include a points-based system that is similar to programs widely used in South Coast AQMD’s jurisdiction for development projects including LEED for green building design,¹⁶ and San Bernardino’s Greenhouse Gas Reduction Plan¹⁷. Both programs assign points based on actions taken from a menu, and assign a rating based on the total number of points earned. PR 2305 will take a similar approach to these successful programs (and additionally includes many menu items that can be used in LEED and San Bernardino’s GHG Reduction Plan). PR 2305 and PR 316 are described in greater detail in Chapter 2.

EMISSIONS INVENTORY OF PR 2305 WAREHOUSES

The sources of emissions associated with warehouses include the trucks that deliver goods to and from the facilities, yard trucks located at warehouses that move trailers, transport refrigeration units (TRUs) located on trucks and trailers that keep cargo, like food, cold, and the passenger vehicles for warehouse employees. Additional emissions sources can include onsite stationary equipment (e.g., diesel backup generators or manufacturing equipment), and emissions from power plants that provide electricity for the warehouse – though these sources have not been included in the baseline emissions inventory. Most of these vehicles are diesel powered, except for passenger vehicles which are typically gasoline powered.

The emissions inventory established in the 2016 AQMP provides a platform from which to develop a baseline inventory for the universe of warehouses that would be subject to PR 2305 and PR 316. However, there are several developments that have occurred since the approval of the 2016 AQMP. First, the on-road mobile emissions inventory developed by CARB that was used in the 2016 AQMP is EMFAC 2014. However, a newer version of that model has since been approved by U.S. EPA (EMFAC 2017) with updated emission rates. Second, the CARB Board has approved two key regulations that will affect trucks that travel to warehouses called the Advanced Clean Trucks regulation¹⁸ and the Low NOx Omnibus regulation.¹⁹ Finally, CARB and U.S. EPA are continuing to develop additional regulations, but many are too speculative to consider at their current level of development. One future regulation, the Heavy-Duty Inspection and Maintenance (I/M) regulation,²⁰ is considered here as there is statutory direction for CARB to develop and adopt it²¹ and the regulation has been developed sufficiently to provide a preliminary quantification of the impact. The emissions data from these more recent regulations are included either in the META tool that CARB developed to support their Draft Mobile Source Strategy, and/or within the documentation that CARB has prepared for each regulation. The key data parameters and the associated data sources are listed in Table 2 below.

¹⁴ <http://www.aqmd.gov/docs/default-source/rule-book/reg-xxii/rule-2202.pdf>

¹⁵ <http://www.aqmd.gov/docs/default-source/rule-book/rule-iv/rule-403.pdf>

¹⁶ <https://www.usgbc.org/leed>

¹⁷ <http://www.sbcounty.gov/Uploads/lus/GreenhouseGas/FinalGHGUpdate.pdf>

¹⁸ Ibid.

¹⁹ <https://ww2.arb.ca.gov/our-work/programs/heavy-duty-low-nox>

²⁰ <https://ww2.arb.ca.gov/our-work/programs/heavy-duty-inspection-and-maintenance-program>

²¹ Senate Bill 210, http://leginfo.legislature.ca.gov/faces/billNavClient.xhtml?bill_id=201920200SB210

Table 2: Key Data Sources Used for PR 2305 Emissions Inventory

Parameter	Data Sources	Data Availability
Warehouse Populations and Square Footage ²²	CoStar, Dun & Bradstreet, InfoUSA, Leonard's Guide, Google Earth	www.costar.com www.dnb.com , www.dataaxleusa.com , www.leonardsguide.com , www.google.com/earth
Truck Emission Rates	EMFAC 2017, CARB META Tool	https://arb.ca.gov/emfac/2017/ , ww2.arb.ca.gov/resources/documents/2020-mobile-source-strategy
Truck and Car Trip Rates	Institute of Transportation Engineers, 2016. <i>High-Cube Warehouse Vehicle Trip Generation Analysis</i>	www.ite.org/pub/?id=a3e6679a%2De3a8%2Dbf38%2D7f29%2D2961becdd498
Truck and Car Trip Lengths	SCAG 2016 Regional Transportation Plan	https://scag.ca.gov/resources-prior-plans
TRU Populations and Emissions Rates	CARB TRU rulemaking analysis	https://ww2.arb.ca.gov/our-work/programs/transport-refrigeration-unit/tru-meetings-workshops
Yard Truck Populations	Power Systems Research	www.powersys.com
Yard Truck Emission Rates	CARB Carl Moyer Guidelines, CARB Low NOx Omnibus rulemaking analysis	https://ww2.arb.ca.gov/guidelines-carl-moyer , https://ww2.arb.ca.gov/rulemaking/2020/hdomnibuslownox

The NO_x and diesel PM baseline emissions in the South Coast AQMD associated with warehouses in key milestone years is shown in Table 3 below. As seen in this table, heavy duty trucks are the largest source of emissions, comprising more than 90% of the total PR 2305 inventory.

Table 3: PR 2305 Warehouse NO_x and Diesel PM Emissions²³ (tons per day)

Emission Source	2019		2023		2031	
	NO _x	DPM	NO _x	DPM	NO _x	DPM
Heavy Duty Trucks	41.67	0.67	20.20	0.14	16.81	0.12
Passenger Vehicles	1.14	0.02	0.70	0.02	0.39	0.01
TRUs	1.82	0.08	1.64	0.07	1.61	0.06
Yard Trucks	0.09	0.003	0.09	0.003	0.08	0.003
<i>Total</i>	<i>44.72</i>	<i>0.774</i>	<i>22.61</i>	<i>0.23</i>	<i>18.89</i>	<i>0.192</i>

AIR QUALITY NEED

There are six key reasons why PR 2305 and PR 316 are needed. First and foremost, the SCAB region continues to experience ozone and fine particulate matter levels that exceed federal air

²² Additional details regarding the universe of PR 2305 warehouses is described in Chapter 3 and Appendix A.

²³ Baseline emissions estimates for 2023 and 2031 are lower than previous estimates. The primary difference here is how CARB's Heavy Duty I&M regulations is included. Previous drafts included Heavy Duty I&M in the emission reductions, but not in the baseline inventory.

quality standards. This poor air quality is among the worst, if not the worst in the nation.²⁴ Attaining the air quality standards yields monetized health benefits that are estimated to be about \$173 billion.²⁵ NOx is the primary pollutant that needs to be reduced to meet federal air quality standards, and mobile sources associated with goods movement make up about 52% of all NOx emissions in the SCAB.²⁶ Trucks are the largest source of NOx emissions in the air basin and also for the emissions associated with warehouses. Any diesel PM reductions brought about by PR 2305 and PR 316 will also help meet federal air quality standards for fine PM. PR 2305 and PR 316 would reduce emissions from the goods movement sector by requiring warehouse operators to take actions to reduce emissions directly or through facilitating emissions reductions.

Second, existing regulations are not sufficient to meet either the 2023 or 2031 attainment dates. Even newly proposed regulations from CARB and U.S. EPA (as shown in CARB's Draft MSS) will not be able to meet these air quality standards on their own, and additional actions are needed. No single regulation could achieve federal air quality standards on its own, including PR 2305 and PR 316. However, these proposed rules are designed to contribute their own additional emissions reductions and enhance emission reductions from other programs, and are part of the collection of actions needed to meet air quality standards.

Third, the 2016 AQMP estimated that at least \$1 billion per year in incentive funding to clean up vehicle and engine fleets would be needed – absent any further regulations – to meet the 2023 and 2031 attainment dates. Although incentive funding has increased, reaching between about \$100 to \$200 million per year over the past few years,²⁷ it has not reached a level sufficient to turn over enough vehicles to meet air quality standards. Many incentive programs are oversubscribed,²⁸ with demand far exceeding funding availability. However, some programs are undersubscribed.²⁹ PR 2305 and PR 316 are designed to work with existing and future incentive programs, and can help encourage greater levels of incentive funding and encourage applicants to apply for funding. The regulatory requirements in PR 2305 and PR 316 are expected to increase industry's interest in incentive programs in order to reduce the cost of compliance. This can help ensure that all incentive funds are spent and can potentially spread incentives to a broader segment of industry if more recipients sign up for funding. Finally, much of the incentive funding that South Coast AQMD distributes is allocated annually as part of the state legislature's budgetary process. A regulatory requirement may increase the request for funding from the legislature by many stakeholders, which has the potential to further increase the amount of funding available and reducing the cost of compliance to industry.

A fourth air quality need for PR 2305 and PR 316 is to support statewide efforts to increase the number of ZE vehicles. There are many actions occurring across state government to increase the use of ZE vehicles to satisfy many goals, including meeting federal and state air quality standards, reducing toxics and greenhouse gas emissions, encouraging manufacturing of ZE vehicles in the

²⁴ <https://www.stateoftheair.org/assets/SOTA-2020.pdf>

²⁵ http://www.aqmd.gov/docs/default-source/clean-air-plans/socioeconomic-analysis/final/sociofinal_030817.pdf

²⁶ https://scag.ca.gov/sites/main/files/file-attachments/0903fconnectsocial_goods-movement.pdf?1606001690

²⁷ <http://www.aqmd.gov/docs/default-source/planning/1997-ozone-contingency-measure-plan/1997-8-hour-ozone-draft-contingency-measure-plan---120619.pdf>

²⁸ <http://www.aqmd.gov/docs/default-source/Agendas/Technology/technology-committee-agenda-12-18-20.pdf#page=6>

²⁹ <http://www.aqmd.gov/docs/default-source/Agendas/Governing-Board/2020/2020-dec4-005.pdf>

state, reducing the dependence on fossil fuels and the related impacts from extracting and producing these fuels, etc.³⁰ The South Coast AQMD is uniquely positioned to contribute to this effort with its authority to regulate indirect sources. PR 2305 and PR 316 provide a mechanism to require warehouse operators to encourage ZE vehicle use at their facilities as one of many options of compliance.

A fifth air quality need is to ensure that state actions to require cleaner vehicles actually occur in the South Coast AQMD region. The recent ACT and Low NOx Omnibus regulations assume a certain amount of new truck sales every year, and also assume that the activity of those newer, cleaner trucks will occur consistent with past behavior as demonstrated in EMFAC. However, the nature of those two regulations ensures that lower emissions occur only *if* trucks are sold. It does not require any certain number of trucks to be sold, or to operate within the South Coast AQMD.³¹ Similarly, the upcoming TRU regulation is expected to have requirements for newly manufactured trailer TRUs to meet lower PM standards, yet will not mandate that fleets purchase them, nor will it direct sales in certain parts of the state.³²

For comparison, CARB mandates a certain percentage of light duty vehicle sales to be zero emission vehicles (ZEVs) or plug-in hybrid electric vehicles (PHEVs)³³ as part of its Advanced Clean Cars (ACC) regulation.³⁴ CARB has reported that all vehicle manufacturers subject to ACC are in compliance as of 2019.³⁵ However, the distribution of ZEVs and PHEVs throughout the state does not coincide with the areas with highest air pollution. Figure 3 shows county-level median Air Quality Index (AQI)³⁶ compared with the percent of the light duty vehicle population that is ZEV or PHEV³⁷. This figure shows that three of the four counties in the South Coast AQMD jurisdiction have the highest AQI in the state, and that ZEVs and PHEVs are not preferentially located in areas with higher AQI.³⁸ PR 2305 and PR 316 would place requirements on warehouse operators in South Coast AQMD that will encourage them to ensure that the potential benefits from statewide regulations occur here.

³⁰ <https://static.business.ca.gov/wp-content/uploads/2019/12/2018-ZEV-Action-Plan-Priorities-Update.pdf>, <https://www.gov.ca.gov/wp-content/uploads/2020/09/9.23.20-EO-N-79-20-text.pdf>, <https://www.ca.gov/archive/gov39/2012/03/23/news17472/index.html>, <https://www.ca.gov/archive/gov39/2018/01/26/governor-brown-takes-action-to-increase-zero-emission-vehicles-fund-new-climate-investments/index.html>, <https://www.ca.gov/archive/gov39/wp-content/uploads/2018/09/9.10.18-Executive-Order.pdf>

³¹ Neither of these regulations impose any requirements on trucks registered out of state. Warehouse operators would have the choice to use ZE or NZE technologies for out of state trucks too.

³² <https://ww2.arb.ca.gov/our-work/programs/transport-refrigeration-unit/new-transport-refrigeration-unit-regulation>

³³ ZEVs and PHEVs have lower tailpipe emissions than their conventional gasoline or diesel counterparts as they can run wholly or at least partially without using an internal combustion engine.

³⁴ <https://ww2.arb.ca.gov/our-work/programs/advanced-clean-cars-program>

³⁵ https://ww2.arb.ca.gov/sites/default/files/2020-10/2019_zev_credit_annual_disclosure.pdf

³⁶ Air Quality Index is an indicator of overall air quality and considers all criteria air pollutants measured within a geographic area. Higher values indicate worse air quality.

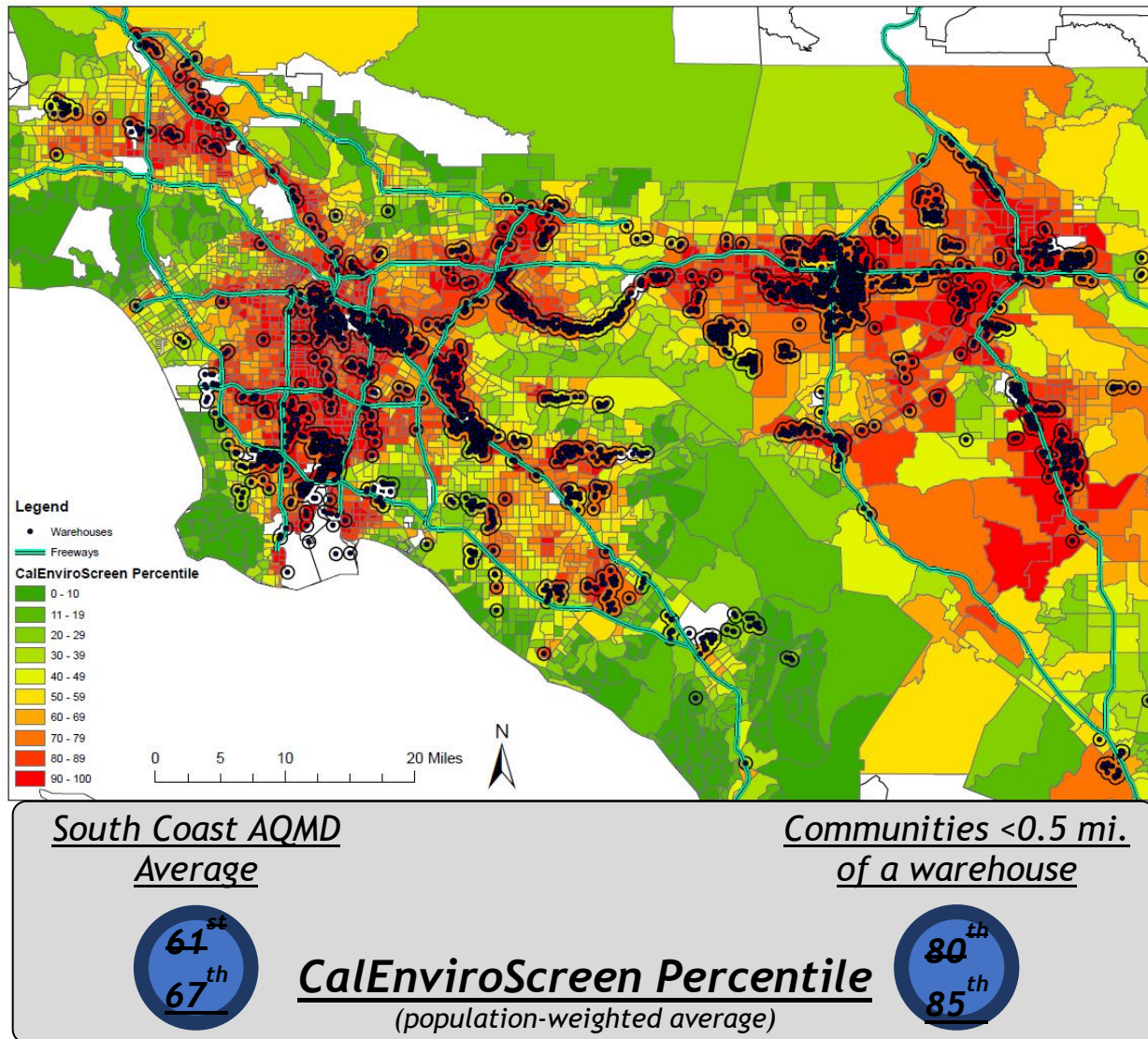
<https://www.epa.gov/outdoor-air-quality-data/air-quality-index-report>

³⁷ <https://www.energy.ca.gov/files/zev-and-infrastructure-stats-data>

³⁸ Of the 59 counties in California, Orange County ranks 6th in ZEV and PHEV share, Los Angeles County ranks 10th, Riverside County ranks 23rd, and San Bernardino County ranks 26th.

2305 and PR 316 would reduce this local pollution burden by requiring warehouse operators to take actions to reduce emissions and exposures from trucks and other emission sources associated with their facility (e.g., through NZE/ZE truck use, filters, etc.), as well as take actions to facilitate (e.g., ZE infrastructure) and enhance emission reductions from other programs (e.g., incentive programs, CARB regulations, etc.).

Figure 4: Environmental Burden on Communities Near PR 2305 Warehouses as Demonstrated by CalEnviroScreen



LEGAL AUTHORITY

The South Coast AQMD may adopt PR 2305 and PR 316 through the authority to “adopt and enforce rules and regulations to achieve the state and federal ambient air quality standards in all areas affected by emission sources under their jurisdiction...” (Health and Safety Code section

40001; *see also* section 40702.) Generally, CARB has primary authority over emissions from motor vehicles and the South Coast AQMD has primary authority over all sources in the basin, except motor vehicles. (Health and Safety Code section 40000.) However, Health and Safety Code section 40716 recognizes air districts may adopt and implement regulations that control emissions from indirect and areawide sources in order to meet state ambient air quality standards.

The key pollutants of interest for PR 2305 include nitrogen oxides (NO_x, a key precursor pollutant for ozone and fine PM) and diesel PM (a component of fine PM, and a toxic air contaminant). The South Coast AQMD is in nonattainment of the California Ambient Air Quality Standards (CAAQS) for both ozone and fine PM, referred to as PM 2.5. Notably, for ozone, the current 8-Hour CAAQS and the 2015 8-hour NAAQS are at an equivalent level and for PM 2.5, the current annual CAAQS and the 2012 annual NAAQS are also at an equivalent level. As a result, the South Coast AQMD relies on the same measures to meet both federal and state ozone and PM 2.5 standards.

In addition, the Clean Air Act allows a state to include “...as part of an applicable [state] implementation plan, an indirect source review program which the State chooses to adopt and submit as part of its plan.” (Clean Air Act section 110(a)(5)(A)(i); 42 U.S.C. §7410(a)(5)(A)(i).) An indirect source is defined as “...a facility, building, structure, installation, real property, road, or highway which attracts, or may attract, mobile sources of pollution.” (Clean Air Act section 110(a)(5)(C); 42 U.S.C. §7410(a)(5)(C).) Also, the Clean Air Act acknowledges that states and their subdivisions have the right to “adopt or enforce any standard or limitation respecting emissions of air pollutants” and also “any requirement respecting control or abatement of air pollution” so long as it is not less stringent than a federal requirement. (Clean Air Act section 116; 42 U.S.C. § 7416.)

The South Coast AQMD Governing Board approved the 2016 Air Quality Management Plan (2016 AQMP) in March of 2017. The 2016 AQMP was subsequently approved by CARB, included into the State Implementation Plan (SIP), and approved by U.S. EPA in 2019. The 2016 AQMP included MOB-03, a facility-based mobile source control measure to reduce mobile source emissions associated with warehouse distribution centers, which has resulted in PR 2305 and PR 316.

By approving MOB-03 into the 2016 AQMP, the South Coast AQMD and CARB have committed to, and the U.S. EPA has authorized, the development of an indirect source rule to achieve emission reductions from mobile sources attributed to warehouse activities, in order to assist attaining the federal ozone NAAQS in 2023 and 2031. While MOB-03 was adopted as part of the NO_x emissions reduction strategy for ozone, the 2016 AQMP also recognized that the “NO_x strategy will assist in meeting the annual PM 2.5 as “expeditiously as practicable” earlier than the attainment year of 2025.” (2016 AQMP, pg. 4-52.)

Initially, the South Coast AQMD Governing Board authorized a one-year public process to identify if MOB-03 could be achieved through voluntary or regulatory measures, and then ultimately determined, in May of 2018, that staff should pursue a regulatory approach.

A California Attorney General Opinion from 1993 determined that a district could adopt a regulation to,

“...require the developer of an indirect source to submit the plans to the district for review and comment prior to the issuance of a permit for construction by a city or county. A district may also require the owner of an indirect source to adopt reasonable post-construction measures to mitigate particular indirect effects of the facility’s operation.”

The opinion acknowledged a district may adopt a regulation requiring new and existing indirect sources to submit plans to the district to mitigate mobile indirect source emissions from both construction and operations that are attributed to the source. The Clean Air Act does not contain any prohibition on the scope of an Indirect Source Rule adopted by a state, as confirmed by the opinion and Health and Safety Code section 40716, and a state indirect source rule may include reasonable post-construction measures. The opinion further acknowledged that under Health and Safety Code section 42311, the district could adopt a regulation to collect fees to recover the costs associated with the indirect source review program. A similarly worded section, Health and Safety Code section 40522.5, specifically authorizes the South Coast AQMD to collect fees to recover costs associated with regulatory programs for areawide or indirect sources. These are the types of fees contemplated by PR 316.

Implementation of PR 2305 and PR 316 will also meet the requirement for districts in extreme nonattainment to consider all feasible measures that have been implemented in other areas in order to meet state standards. (Health and Safety Code section 40920.5(c).) While the term “feasible” is not defined in the Health and Safety Code, it is defined in another state regulation as “capable of being accomplished in a successful manner within a reasonable period of time, taking into account economic, environmental, legal, social, and technological factors.” (14 California Code of Regulations section 15364.)

There are several examples of indirect source rules that have already been adopted in California. For example, the San Joaquin Valley Unified Air Pollution Control District adopted Rule 9510, which requires new development projects that meet certain specifications to reduce emissions of PM 10 and NOx. In addition, indirect source programs have been implemented by Mendocino County AQMD, Great Basin Unified APCD, Colusa County APCD, Placer Court APCD, Imperial County APCD, and Shasta County AQMD. As several California air districts have already adopted and implemented indirect source rules, policies, and/or the collection of reduction fees, this type of measure has been shown in a variety of areas to be “feasible.” Furthermore, the authority for air districts to set emission reduction targets from indirect sources was confirmed by the court in *NAHB v. San Joaquin Valley UAPCD* (9th Cir. 2010) 627 F.3d 730.

Health and Safety Code section 40717 further requires districts to “adopt, implement, and enforce transportation control measures for the attainment of state or federal ambient air quality standards....” The section defines transportation control measures as “any strategy to reduce vehicle trips, vehicle use, vehicle miles traveled, vehicle idling, or traffic congestion for the purpose of reducing motor vehicle emissions.” (Health and Safety Code section 40717 (g).) PR 2305 will encourage facilities to reduce motor vehicle emissions by requiring fewer points

from facilities that are able to employ certain transportation control measures, such as fewer truck trips (with additional subsequent reduced vehicle idling).

In addition to the above provisions, the South Coast AQMD may adopt rules or regulations that require “the owner or the operator of any air pollution emission source to take such action as the state board or the district may determine to be reasonable for the determination of the amount of such emission from such source.” (Health and Safety Code section 41511.) Even more specifically, under Health and Safety Code section 40701(g), the South Coast AQMD is authorized to collect information regarding a source, “...except a noncommercial vehicular source, to provide (1) a description of the source, and (2) disclosure of the data necessary to estimate the emissions of pollutants for which ambient air quality standards have been adopted, or their precursor pollutants....” These sections of the Health and Safety Code therefore authorize the South Coast AQMD to require owners and operators of warehouses to provide information that may be used to quantify emissions based on warehouse activity.

Programs reducing emissions of precursors to ozone and PM 2.5 for purposes of achieving and maintaining the NAAQS or CAAQS may also have concurrent benefits in reducing emissions of air toxics. The district may adopt rules to reduce emissions from sources that may affect public health. One of the duties imposed upon the district is the duty to enforce Health and Safety Code section 41700. That section provides:

“Except as otherwise provided in section 41705, no person shall discharge from any source whatsoever such quantities of air contaminants or other material which cause injury, detriment, nuisance or annoyance to any considerable number of persons or to the public, or which endanger the comfort, repose, health or safety of any such persons or the public, or which cause, or have a natural tendency to cause, injury or damage to business or property.”

Accordingly, the South Coast AQMD may adopt regulations to prevent the potential health impacts from toxic air contaminants, including diesel PM, as well as to reduce the emissions of criteria air pollutants. The California Supreme Court has upheld the districts’ authority to regulate air toxic emissions from sources within their jurisdiction. (*Western Oil & Gas Assoc. v. Monterey Bay Unified Air Pollution Control Dist.* (1989) 49 Cal.3d 408.)

CHAPTER 2: SUMMARY OF PROPOSAL

INTRODUCTION

PROPOSED RULE 2305

PROPOSED RULE 316

WAIRE MITIGATION PROGRAM

INTRODUCTION

Proposed Rule (PR) 2305 – Warehouse Indirect Source Rule – Warehouse Actions and Investments to Reduce Emissions (WAIRE) Program includes the requirements that regulated warehouse owners and operators must follow. These requirements include an obligation for applicable warehouse operators to earn a specified number of WAIRE Points every year using either a menu of options, developing and implementing a custom plan, or paying a mitigation fee. Warehouse operators that over-comply may transfer excess WAIRE Points earned in one year to a subsequent year or may transfer WAIRE Points to another site within their control. If they so choose, warehouse owners may also opt in and earn WAIRE Points and transfer them to an operator at that site. PR 2305 also requires reporting information about facility operations and recordkeeping. PR 316 is the companion rule to PR 2305 and establishes the administrative fees that PR 2305 warehouse owners and operators must pay to support South Coast AQMD compliance activities.

PROPOSED RULE 2305

Purpose – Subdivision (a)

The purpose of the proposed rule is to reduce local and regional emissions of NO_x and PM associated with warehouses in order to assist in meeting state and federal air quality standards. Actions required by PR 2305 can also work together with other regulations, incentive programs, and state policies to enhance their effect (e.g., clean air goals and zero emission vehicle goals). PR 2305 therefore also acts as a facilitating measure to achieve emission reductions from these other efforts. Reductions in NO_x and PM regionally will assist in meeting federal and state air quality standards, and concurrent reductions in diesel PM will also reduce air quality impacts to communities living near warehouses.

The proposed purpose is as follows:

The purpose of this rule is to reduce local and regional emissions of nitrogen oxides and particulate matter, and to facilitate local and regional emission reductions associated with warehouses, in order to assist in meeting state and federal air quality standards for ozone and fine particulate matter.

Applicability- Subdivision (b)

In 2014, there were approximately 32,000 industrial warehouse buildings of any size in the counties of Los Angeles, Orange, Riverside, and San Bernardino counties. PR 2305 will apply only to the largest facilities in South Coast AQMD that have more than 100,000 square feet of indoor space in a single building. Warehouse owners often do not conduct day-to-day operations, and thus PR 2305 applies to both operators and owners of these facilities, however most requirements do not apply to owners unless they opt in (see Requirements discussion below). Some large industrial properties may also have buildings that exceed the 100,000 square foot threshold, but do not conduct any warehousing activities (e.g., they may conduct manufacturing instead). Finally, some facilities may have tenants that change through time. One year may include a tenant operating a facility as a church, and the next year a new tenant may change to a warehouse operator. The applicability of the rule is therefore tied to buildings that *may* be used for warehousing activities, however only limited reporting is required by PR 2305 if warehousing activities are not actually occurring.

The proposed applicability is as follows:

This rule applies to owners and operators of warehouses located in the South Coast Air Quality Management District (South Coast AQMD) jurisdiction with greater than or equal to 100,000 square feet of indoor floor space in a single building.

Definitions – Subdivision (c)

PR 2305 includes definitions of specific terms related to the warehousing industry and mobile source technology. Some definitions are based on existing South Coast AQMD rules and regulations. There are technology terms such as electric charger levels or technology type that have range differences in the industry, but at time of inclusion were based on an existing source. Please refer to PR 2305 subdivision (c) for each specific definition.

Proposed Definitions:

Alternative Energy Generation Equipment	Yard Truck
Alternative-Fueled Vehicle	Zero-Emission (ZE) Truck
Alternative Fueling Station	
Class 2B Truck	
Class 3 Truck	
Class 4 Truck	
Class 5 Truck	
Class 6 Truck	
Class 7 Truck	
Class 8 Truck	
Cold Storage Warehouse	
Compliance Period	
Diesel Particulate Matter (DPM)	
Dwell Time	
Electric Charger	
Fuel Type	
MERV 16	
Near-Zero Emission (NZE) Trucks	
Nitrogen Oxides (NOx)	
Parent Company	
Straight Truck	
Tractor	
Transport Refrigeration Unit	
Truck Class	
Truck Trip	
Vehicle Miles Traveled (VMT)	
Warehouse	
Warehouse Facility	
Warehouse Operator	
Warehouse Facility Owner	
Warehouse Land Owner	
Warehouse Size	
Warehouse Activities	

Alternative Energy Generation Equipment: Some warehouses already operate solar panels that generate electricity. This is expected to be the dominant technology for alternative energy generation equipment at a PR 2305 warehouses. However, other onsite forms of energy generation may be possible (e.g., windmills). This definition only applies to reporting requirements, and warehouse operators will be required to specify which type of technology they operate onsite.

Alternative fueled-vehicles and fueling stations: Alternative fuels means fuels for vehicles besides diesel and gasoline. This is expected to be dominantly natural gas, electricity, and potentially other fuels like hydrogen or propane. Traditionally alternative-fueled vehicles have lower emissions than their gasoline and diesel counterparts. However, any requirements in the rule related to vehicle emissions refer to near-zero emissions or zero-emissions vehicles. These alternative-fuel definitions only apply to reporting requirements for alternative-fueling stations.

Class 2b to 8 trucks: These definitions use common classifications for trucks based on their gross vehicle weight rating.⁴² *Truck class* refers to these classes.

Cold storage warehouse: These warehouses store perishable goods (e.g., food) and typically have higher energy use due to onsite refrigeration, higher daily truck trip generation rates due to the need to move perishable goods quickly, including from trucks that have a transport refrigeration unit.

Compliance period: This is the 12-month period during which warehouse operators (and warehouse facility or land owners who opt in) need to earn WAIRE Points. These WAIRE Points are documented in the Annual WAIRE Report filed within 30 days after the compliance period ends.

Diesel Particulate Matter (DPM): DPM is the particulate matter that is emitted from diesel fueled engines that power trucks and equipment. It a component of fine PM, and also a toxic air contaminant and carcinogen.

Dwell time: This is the period of time that trucks stay parked at a warehouse.

Electric charger: This definition varies in different applications outside PR 2305. For the purposes of PR 2305, an electric charger is a plug that can be used to charge a vehicle independent of whether other plugs are operating, and that can operate at 208 Volts or greater. Some electric charging stations are designed with more than one plug, which can be concurrently attached to vehicles, however they cannot charge vehicles simultaneously. For example, high powered charging stations may not be able to deliver multiple high charges at the same time, but a station operator may not want to dedicate personnel to wait for one plug to finish before plugging in the next vehicle to charge, so multiple plugs may be plugged into vehicles, and sit idle. The station would then automatically cycle to the next plug when the first vehicle finishes charging. For purposes of PR 2305, this station would count as a single electric charger. Alternatively, if multiple plugs were able to operate simultaneously, then each plug would count as an individual electric charger.

⁴² <https://afdc.energy.gov/data/10380>

Fuel type: This refers to the different types of fuels used in vehicles and equipment.

MERV 16: This is equal to a 95% particulate matter efficiency rating for filters used in building heating, ventilation, and air conditioning systems as defined in Standard 52.2 from the American Society of Heating, Refrigerating and Air-Conditioning Engineers. WAIRE Points earned from the WAIRE Menu for filter system installations or filter replacements in residences, schools, daycares, hospitals, or community centers must meet this minimum efficiency level. Filters can reduce indoor exposure to particulate matter.

Near-zero emissions (NZE) trucks: This definition refers to the lowest optional low NO_x standard for truck engines in Title 13, Section 1956.8 of the California Code of Regulations. This level is currently set at 0.02 gram/brake horsepower-hour. CARB is proposing to change this standard to include new test cycles starting in 2024, and additionally lowering the level to as low as 0.01 g/bhp-hr in 2027 as part of its recent Low NO_x Omnibus rulemaking. The PR 2305 definition uses the Section 1956.8 definition, but slightly refines it by pointing to the “lowest non-zero optional NO_x standard applicable at the time of manufacture. This refinement is made to ensure that future lower standards are not applied to existing trucks who qualified for the near-zero definition at the time of manufacture.

Nitrogen oxides (NO_x): The definition in PR 2305 is the same definition that is used in South Coast AQMD Rule 2000.

Parent company: This term refers to the company or entity that owns another company either directly, or through a subsidiary.

Straight truck: This refers to smaller trucks that carry goods on the same chassis as the cab and engine. Typical examples include a box truck or a package delivery truck.

Tractor: This refers to larger Class 7 and 8 trucks that pull a trailer, often called “semis.”

Transport Refrigeration Unit (TRU): TRUs are typically diesel-powered refrigeration units commonly mounted on the front of a trailer near the tractor cab, or on the front of a straight truck just above the cab. The diesel engine providing power for the TRU is smaller than a truck engine, but TRUs commonly idle for long periods at a warehouse in order to keep the goods inside the straight truck or trailer at appropriate temperatures.

Truck trip: A one-way trip from a truck or tractor either from or to a warehouse. A truck entering a warehouse site, and then later leaving would count as two truck trips, and one truck visit.

Vehicle Miles Travelled (VMT): For PR 2305, this term refers to the total annual miles of travel made by trucks or tractors. VMT does not need to be tracked to earn any WAIRE Points from the WAIRE Menu. VMT only needs to be reported by warehouse operators in an Initial Site Information Report if they own a fleet that serves that warehouse.

Warehouse and Warehouse Facility: A warehouse refers to the building used to store goods, while a warehouse facility refers to the entire property that includes a warehouse, as well as the accessory uses such as the truck yard, parking, maintenance facilities, etc.

Warehouse Facility Owner and Warehouse Land Owner: These terms are separately defined because there are rare instances where the owner of the land beneath a warehouse facility is not the same as the owner of the warehouse building. Most parts of PR 2305 do not require anything of warehouse facility or land owners. However, they can opt in to certain parts of the proposed rule (e.g., they can opt in to earn WAIRE Points, and then transfer those to a warehouse operator at that site). In one instance, the Warehouse Operations Notification [see paragraph (d)(7)], there is a requirement of the warehouse facility owner that is not applicable to the warehouse land owner.

Warehouse Operator: Most of PR 2305 is applicable to the warehouse operator. The operator is the entity that has control of day-to-day operations at the site. Some operators will hire companies to take care of day-to-day operations for portions of the site, such as yard operations, or temporary laborers to load or unload trucks and trailers. In this instance, the warehouse operator is the entity that hires these companies or temporary laborers.

Warehouse Size: This term refers to the indoor floor space of a warehouse. A warehouse may have multiple floors, as well as mezzanine areas, used for warehousing activities. For example, a warehouse building may take up 100,000 square feet of ground area, and have 100,000 square feet of floor space on the first floor used for warehousing activity, and 50,000 square feet of floor space on a mezzanine, with 20,000 square feet of the mezzanine used for office space and the remainder used for warehousing activity. The warehouse size in this case would be 130,000 square feet.

Warehousing Activity: Warehousing activity refers to the activities related to the storage and distribution of goods. This can include many activities including sorting, labeling, repackaging, palletizing, applying SKUs, racking, various levels of automation, and other similar activities. There are also many different activities that can occur within the same building that would not be considered warehousing activities, including supporting office administration, manufacturing, vehicle maintenance, or ‘factory’ retail stores that are open to the general public. Standalone retail stores that are open to the general public are also not covered by PR 2305. These non-warehousing activities are not considered warehousing activity.

Yard truck: These trucks can be off-road or on-road vehicles and are used to transport trailers short distances around a warehouse facility, for example from a dock door to parking area. Some yard trucks also shuttle trailers short distances on roads to nearby warehouses.

Zero Emissions (ZE) truck: This term refers to the definition developed by CARB in its recent Advanced Clean Trucks regulation.

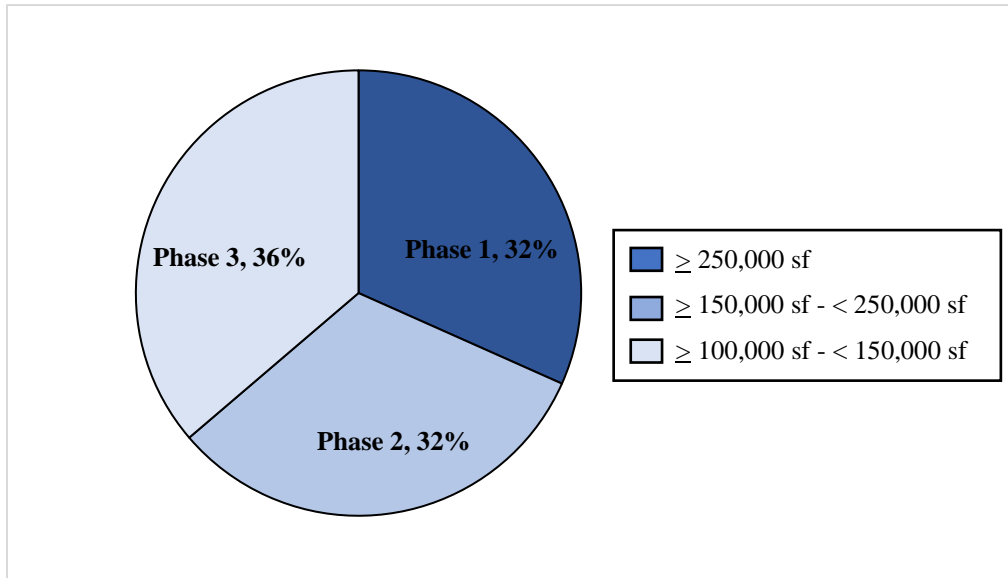
Requirements – Subdivision (d)

Subdivision (d) establishes the key requirements of the Warehouse Actions and Investments to Reduce Emissions (WAIRE) Program. This includes establishing the WAIRE Points system, describing how Points can be earned or transferred, and laying out when specific reports are due.

Paragraph (d)(1)

This paragraph establishes a WAIRE Points Compliance Obligation (WPCO) for warehouse operators. Warehouse operators must earn WAIRE Points to comply with their WPCO by the initial reporting date in Table 1 of PR 2305.⁴³ Table 1 splits the universe of PR 2305 warehouses that are anticipated to earn Points into three phases, approximately one third each as shown in Figure 5 below.

Figure 5: Number of PR 2305 Warehouses Anticipated to Earn Points by Phase



Paragraph (d)(1) also describes a two-step test to determine if an operator needs to earn Points. First, operators in warehouses with greater than or equal to 100,000 sq. ft. of space that may be used for warehousing activities and who use at least 100,000 sq. ft. for warehousing activities are required to earn Points. Second, if an operator only uses a part of the warehouse, they are only required to earn Points if they operate at least 50,000 sq. ft. of that space for warehousing activities.

Paragraph (d)(1) also provides the fundamental calculations to determining the WPCO for each warehouse operator, including Equation 1 below.

$$\text{Equation 1: } WPCO = WATTs \times Stringency \times \left(\frac{\text{Annual}}{\text{Variable}} \right)$$

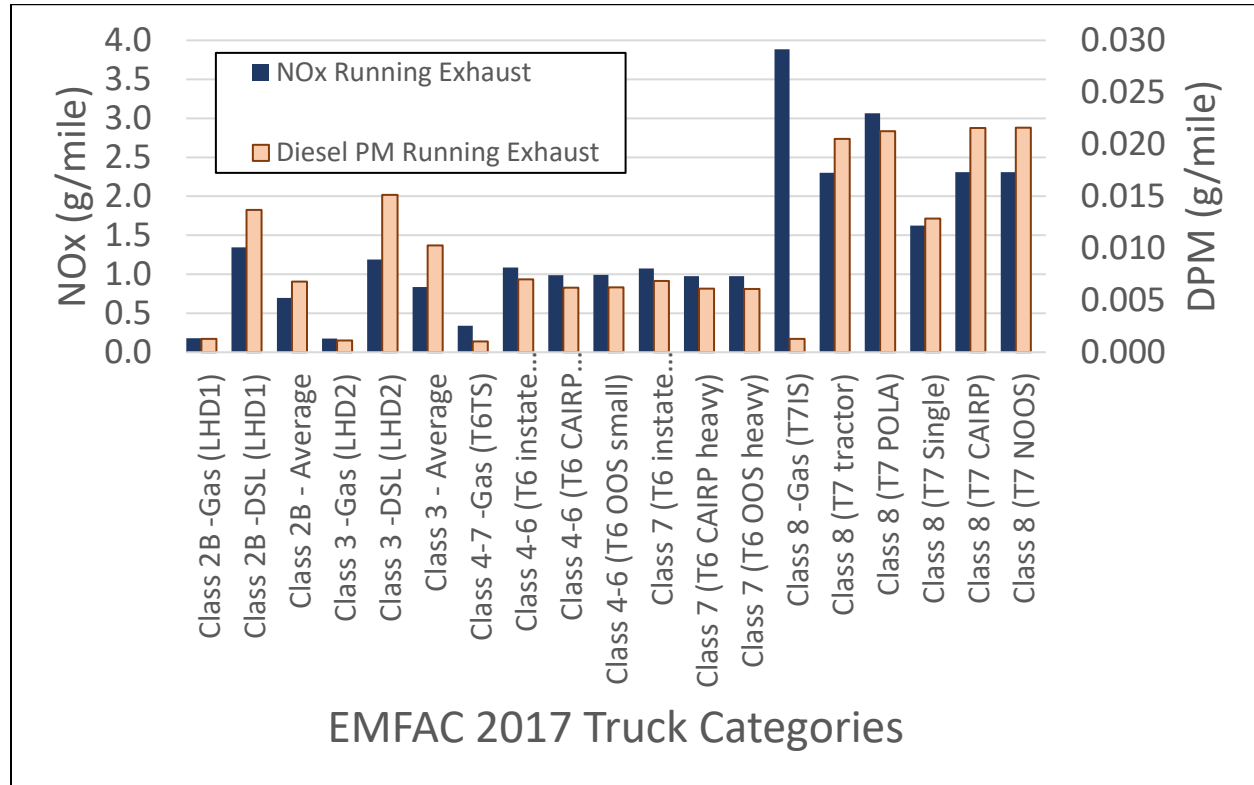
The WATTs parameter (Weighted Annual Truck Trips)⁴⁴ in Equation 1 presents the number of truck trips by truck class associated with a warehouse, and serves as a proxy for overall warehouse activity and emissions. Larger Class 8 trucks carry more goods and have higher emissions and are

⁴³ The most recent draft PR 2305 updates the compliance period to match the calendar year from January 1 through December 31. If PR 2305 is approved in May 2021, then Phase 1 warehouse operators would have more than seven months to prepare for their first compliance period.

⁴⁴ A parameter like emissions or vehicle miles travelled is not used to determine the WPCO in order to reduce the administrative burden on warehouse operators and South Coast AQMD compliance staff. Motor carriers have also expressed concern that they do not want to reveal where or how far they travel to warehouse operators or South Coast AQMD in order to keep their clients private.

thus weighted more heavily than smaller Class 2B to 7 trucks. The value of 2.5 was calculated by comparing the running exhaust emission rates of different truck classes in EMFAC that typically visit warehouses (Figure 6 below) for calendar year 2023 (after CARB's Truck and Bus rule is fully phased in). The ratio between individual truck classes varies but is approximately 2.5 overall when comparing Class 8 to Class 2B to 7.

Figure 6: NO_x and Diesel PM Emission Rates in 2023 for Different Truck Classes



Warehouse operators are required to submit actual truck trip data that is verifiable and representative of their operations to account for the amount of warehouse activity during the compliance period. Truck trip counts can be determined and accounted for by various methods such as warehouse personnel logging truck trips based on once-per month 24-hr long video surveys (one weekday and one weekend day), automated camera systems with recognition software, truck driver surveys, contractual records that provide sufficient details for truck activity, telematics systems, etc. Absent specific information about truck class, operators may simplify the analysis by just tracking straight trucks (as a proxy for Class 2b to 7) and tractors (as a proxy for Class 8). Truck trip data must be recorded and maintained, and the records and methods used to collect the truck trip data must be verifiable by South Coast AQMD compliance staff.

In the very rare case where an operator has lost their truck trip activity records due to a force majeure event (such as a fire), default truck trip rates based on truck trip generation rates from the Institute of Transportation Engineers and the Fontana Truck Trip study are also available.⁴⁵ These

⁴⁵ <http://library.ite.org/pub/a3e6679a-e3a8-bf38-7f29-2961becdd498>
<https://tampabayfreight.com/pdfs/Freight%20Library/Fontana%20Truck%20Generation%20Study.pdf>

default Weighted Truck Trip Rates (WTTR) are shown in Table 4 below. Only those trucks that use a warehouse's truck driveway must be included. Trucks that utilize the employee parking driveway for building servicing activities like mail delivery or trash pickup do not need to be included. Additional discussion of methods to record actual truck trips are provided in the WAIRE Program Implementation Guidelines (Appendix A).

Table 4: Truck Trip Generation Rates Used for Default WTTR in Case of Loss of Records due to Force Majeure

Warehouse Type	Class 8 / Tractor-Trailer / 4+ Axle (Average daily trips per 1,000 sq. ft. of warehouse building area)^	Class 2B-7 / 'Straight' Trucks / 2- and 3-Axle (Average daily trips per 1,000 sq. ft. of warehouse building area)^	Weighted Truck Trip Rate (WTTR) ($2.5 \times \text{Class 8} + \text{Class 4-7}$)
High Cube Transload & Short Term Storage ($\geq 200\text{k sf}$)	0.33	0.12	0.95
Warehouse ($100\text{k} - 200\text{k sf}$)	0.21	0.14	0.67
Cold Storage ($> 100\text{k sf}$)	0.75	0.29	2.17

The proposed stringency of PR 2305 in Equation 1 is 0.0025 WAIRE Points per WATT. The proposed stringency was developed by evaluating 18 different scenarios of potential PR 2305 compliance, described further in Chapter 3. The potential emissions benefits from this scenario analysis were evaluated alongside the potential costs and impact to industry.

The annual variable in Equation 1 is the ramp up schedule for the PR 2305 stringency. As proposed, the full stringency of 0.0025 would not be achieved until the third compliance period for each warehouse. The annual variable in Table 2 of PR 2305 is layered in with the warehouse Phases. All three Phases will be at full stringency in the fifth compliance period. New warehouses that are built after PR 2305 would be placed into the appropriate Phase based on warehouse size. The annual variable is established relative to when PR 2305 is adopted, and does not 'reset' for a new warehouse that is built after rule adoption. For example, a new warehouse built in September 2025 that is 125,000 sf with at least 100,000 sf usable for warehousing activities would need to submit its first Annual WAIRE Report 30 days after January 1, 2026. Their annual variable for their first compliance period would be 1.0.

Paragraph (d)(2)

Paragraph (d)(2) provides the three primary options available to earn WAIRE Points. This includes completing actions from the WAIRE Menu in paragraph (d)(3), completing actions from an approved Custom WAIRE Plan in paragraph (d)(4), or paying a mitigation fee from paragraph (d)(5). Points can be earned from any combination of these three options in any compliance period.

Paragraph (d)(3)

Paragraph (d)(3) and Table 3 include the WAIRE Menu option. The WAIRE Menu itself has 32 different actions or investments that can be completed. Points can be earned from any combination of Menu actions, at any level of implementation. Points can be earned only if they go beyond requirements in other U.S. EPA, CARB, or South Coast AQMD regulations in effect during that compliance period.⁴⁶ When determining if an action goes beyond requirements from another regulation, a comparison is made between the regulatory requirement on the entity itself earning Points (typically the warehouse operator), rather than requirements on a non-PR 2305 entity. For example, CARB's ACT regulation requires truck manufacturers to sell a certain fraction of ZE trucks beginning in 2024. ACT does not apply to any regulated entity covered by PR 2305. Therefore, a warehouse operator (or warehouse facility or land owner if they opt in) may earn Points for purchasing a ZE truck, regardless of any requirements in ACT. At this time, there are no regulations in place that limit what a warehouse operator or owner could implement from the WAIRE Menu. There is the potential that CARB's upcoming TRU regulation, its Advanced Clean Fleets (ACF) regulation, or potentially other regulations could impose requirements on warehouse operators or owners. Even if a new regulation comes into place that imposes requirements directly on a warehouse operator or owner, if the action is completed prior to the other regulation's mandated timeline, then Points could still be earned under PR 2305. For example, hypothetically if ACF requires a warehouse operator who owns a fleet to purchase ZE trucks by 2030, but the operator purchases ZE trucks early in 2029, then they would be able to earn WAIRE Points for that action in 2029.

Table 3 in PR 2305 includes specific WAIRE Points for each action. Warehouse operators (or owners who opt in) would earn Points relative to their level of implementation of an action with the Points associated with each annualized metric in Table 3. The basic equation that needs to be followed to earn Points from the Menu is shown in Equation 2 below. As an example, if a warehouse operator demonstrates that they had 520 ZE Class 8 truck visits⁴⁷ to their warehouse during a compliance period, they would earn 72.7 WAIRE Points for that action following the method below.

Equation 2:

WAIRE Points per Annualized Metric × Level of implementation ÷ Annualized metric = Points earned

For ZE Class 8 visits example above: 51 Points × 520 visits ÷ 365 visits = 72.7 Points

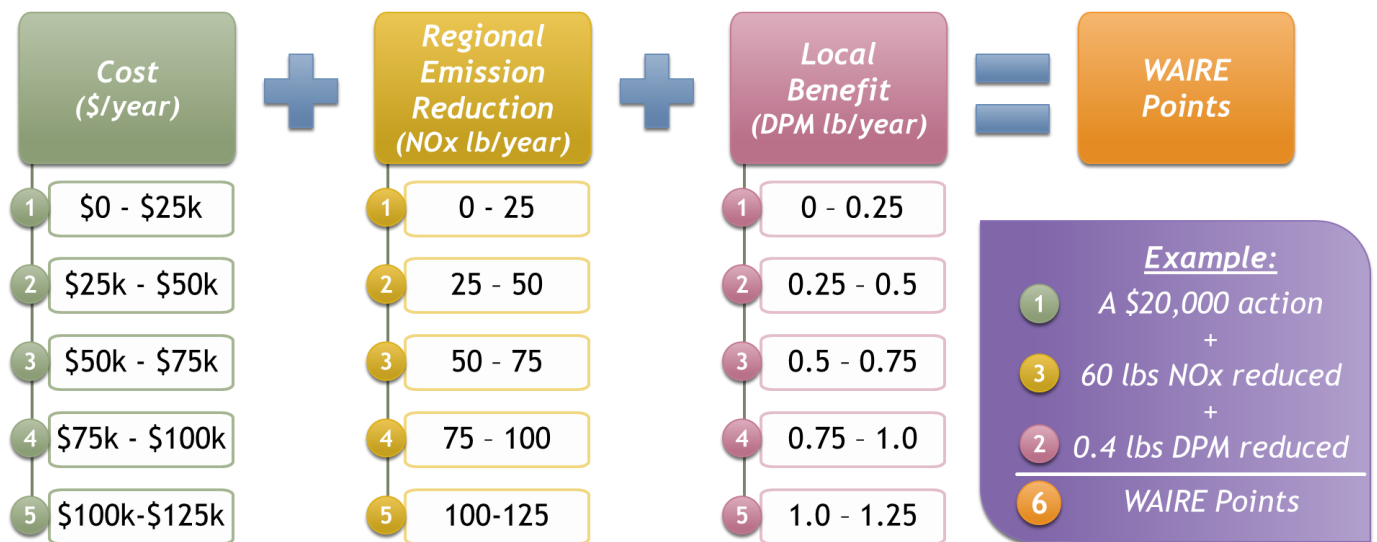
⁴⁶ Points can be earned even if local ordinances (e.g., from a city or county) or building codes include requirements for some of the actions covered by PR 2305. Local land use authorities also have the option to require higher compliance obligations under CEQA using the framework set up by PR 2305. For example, as a condition of approving a new warehouse project, a land use agency could require a warehouse operator to earn additional WAIRE Points beyond their WPCO in order to reduce air quality impacts. However there is no obligation on land use agencies under PR 2305 or PR 316 unless they are a warehouse owner or operator subject to PR 2305.

⁴⁷ 520 visits is the same as 1,040 one-way truck trips.

Figure 7 below shows the underlying calculation used to develop the number of WAIRE Points associated with each WAIRE Menu action. The details for these calculations are provided in Appendix B to this staff report. An earlier draft of this appendix was provided to the Working Group as the WAIRE Menu Draft Technical Report on March 3, 2020. This more detailed calculation approach is not used by warehouse operators or owners to earn WAIRE Points from the Menu. This approach is just the original analysis used to establish the balancing between different menu actions in PR 2305. In this approach, each WAIRE Point consists of three elements: the incremental cost to complete the action, the regional emission reduction of NO_x in lbs/year, and the local DPM emission reductions in lbs/year. Each of these elements is calculated for individual actions at a set level of implementation (i.e., the annualized metric), binned and then summed to simplify comparisons.

Actions are split primarily into two groups, one-time investments in technologies that can reduce emissions or facilitate the implementation of emission reductions, and ongoing use of these technologies. Points are earned separately for the investment and the ongoing use. Points can be earned from both a one-time investment in emission reduction technologies and use of that technology in the same compliance period. For example, a warehouse operator could install a charging station and earn Points from that action, and begin using that charging station to earn more Points in the same compliance period.

Figure 7: Approach to Develop WAIRE Points for Each WAIRE Menu Action*



**This approach is not used by warehouse operators or owners to earn Points. This is only the underlying methodology to the WAIRE Menu.*

Finally, PR 2305 does not prohibit operators from using incentive funding from South Coast AQMD, CARB, or other sources to earn WAIRE Points. However, many of these programs have express limitations in using their funds to comply with a regulation. Because these limitations are written into each specific program's requirements, they are not included in PR 2305 as those programs' requirements could change through time. Staff is unaware of any requirements in programs like Carl Moyer, AB 617 funding, or similar programs that limit the use of funds with

WAIRE Menu items associated with ongoing use (e.g., truck visits). However, there are commonly limitations in these funding programs associated with the purchase of vehicles or equipment.

Paragraph (d)(4)

Paragraph (d)(4) describes the Custom WAIRE Plan option, including the requirements for what needs to be included in a Plan and Plan application, and the process and criteria for approval or disapproval of the Plan application, or rescission of an approved Plan by South Coast AQMD. Custom WAIRE Plans are only potentially approvable if they include actions that are not already included in the WAIRE Menu in Table 3 of PR 2305. Points may only be earned from an approved Custom WAIRE Plan. The Custom WAIRE Plan only needs to describe how Points would be earned under the plan, not how all Points would be earned to meet the WPCO if the Plan only addresses part of the points compliance obligation. The methodology to calculate WAIRE Points in Custom WAIRE Plan applications is described in the WAIRE Program Implementation Guidelines, and will be consistent with the WAIRE Menu Technical Report methods in Appendix B. The general approach requires comparison of baseline conditions without the Custom WAIRE Plan to the NOx and DPM emission reductions and the incremental costs when the Plan is implemented. Emission reductions must be quantifiable, verifiable, real, and achieved as quickly as feasible, and no later than three years after Plan approval.

Key milestones need to be described in the Custom WAIRE Plan application and must be adhered to if approved. Approved plans that do not make adequate progress on these approved milestones may have their Plan approval rescinded 30 days after notification by the Executive Officer (EO) of identified deficiencies. If the deficiencies are not corrected in that period, the EO may then rescind the Plan approval. If a warehouse facility or land owner opts into the program and has a Custom WAIRE Plan approved by South Coast AQMD, then they are required to implement it. If the Plan is not implemented, then the entity who filed the Plan application shall be the entity who will be held in violation of the rule for any compliance period covered by the approved Plan for which a sufficient number of WAIRE Points was not earned as demonstrated in the Plan. If a warehouse operator (or owner who opts in) does not earn a sufficient number of WAIRE Points to satisfy their WPCO as demonstrated in a previously approved Plan, they may still satisfy their WPCO for that compliance period through the completion of actions from the WAIRE Menu, or by paying a mitigation fee pursuant to paragraph (d)(5), and document these actions in their Annual WAIRE Report.

Examples of potential Custom WAIRE Plans that some industry stakeholders have expressed potential interest in include: installing offsite charging/fueling infrastructure for ZE vehicles, installing and operating energy efficiency systems for cold storage warehouses, installing onsite ZE charging stations with higher power (i.e., above 350 kW) than is described in the WAIRE Menu, or overcompliance with upcoming CARB regulations should they be approved (such as the TRU regulation or ACF). Other custom approaches are also potentially approvable provided they meet the criteria described in paragraph (d)(4).

Custom WAIRE Plans that rely on VMT reductions will be limited to those projects that can show that these VMT reductions go beyond what is modeled in the latest Regional Transportation Plan (RTP) from the Southern California Association of Governments (SCAG). The Plan application itself would need to include the analysis showing how VMT reductions would be lower than RTP

modeled VMT. An example custom approach that may be disqualified from this includes an operator who moves operations from multiple smaller operations into a larger facility, thus reducing truck trips and VMT between the previous smaller warehouses. However, this reduction in VMT for that operator likely does not reduce VMT overall because the smaller warehouses are not expected to stay vacant given the low vacancy rates experienced by warehouses in the South Coast AQMD region.⁴⁸ Hence, while the operator's VMT declines, the region's VMT may actually increase. Similarly, a warehouse operator that demonstrates that they have a lower trip generation rate and VMT than would be calculated using default values has not demonstrated that overall VMT in the region is reduced. The RTP models average trip generation rates, and outputs average miles per trip. Some warehouses are therefore expected to be higher, and some lower than the average.

Although earning Points through VMT reduction programs may not be likely in most situations, PR 2305 is still expected to provide an additional motivation for warehouse operators to improve efficiency beyond normal market forces. Because the WPCO is tied to a warehouse's annual truck trips, if a facility can find ways to improve efficiency and reduce its number of truck trips, then its compliance obligation under PR 2305 will be lower. PR 2305 has no requirements for warehouse owners or operators to reduce or limit the number of truck trips to their facility.

Paragraph (d)(5)

If a warehouse operator does not earn a sufficient number of WAIRE Points to satisfy their WPCO from the WAIRE Menu or from an approved Custom WAIRE Plan, a warehouse operator may choose to pay a mitigation fee to the South Coast AQMD at a cost of \$1,000 per WAIRE Point. This value was determined by comparing the potential costs of implementing a variety of WAIRE Menu actions at an individual warehouse under different stringencies using methods described in the WAIRE Menu Technical Report (see Appendix B), and evaluating how many WAIRE Points were earned for each action. Although the costs vary across actions, many actions are approximately equal to \$1,000 per WAIRE Point.⁴⁹ Additional discussion about the WAIRE Mitigation Program that would spend the collected fees is included at the end of this chapter.

Paragraph (d)(6)

This paragraph describes the limited transfer of WAIRE Points under PR 2305. PR 2305 is not a credit trading system. Transferring WAIRE Points may only be allowed in three limited instances of overcompliance with rule requirements. First, if an operator conducts warehousing activities at multiple warehouses, it may be more feasible for them to make investments at a larger scale at one facility, compared to repeated smaller investments at several facilities. Under PR 2305, this operator could over-comply and earn extra Points at one warehouse, and then transfer the excess to another warehouse in their control. Because one of the purposes of PR 2305 is to reduce local emissions, the full value of any Points transferred from one warehouse to another is discounted by the amount of the WAIRE Points that were earned from local emission reductions of diesel PM.

⁴⁸ Vacancy rates in 2019 in South Coast AQMD warehouses are about 4%, about 50% lower than the vacancy rates of surrounding markets. Source: IEc Task 2 "Technical Memorandum on Real Estate Markets Neighboring the South Coast AQMD Region"

⁴⁹ Examples are shown in slides 16-19 from the March 3, 2020 Working Group.

http://www.aqmd.gov/docs/default-source/planning/fbmsm-docs/whse_isr_slides_3-3-2020.pdf

Table 3 in PR 2305 already provides the discounted Point value, and operators (or owners who opt in) do not need to determine the amount to discount other than looking up values in that table.

The second transfer method involves a warehouse operator earning excess WAIRE Points in one year and banking those Points to transfer into a subsequent year. These Points are not discounted and can be banked for up to three years. For example, excess Points earned in the compliance period from January 1, 2022 to December 31, 2022 would be usable until the end of the compliance period ending December 31, 2025, and reported in the Annual Report no later than 30 days after January 1, 2026 (pursuant to subparagraph (d)(7)(C)). This three-year period could be shorter if the action that earned Points would have already been required by another regulation in the year in which the Points would otherwise be used. WAIRE Points may also be earned prior to a warehouse operator's first compliance period. For example, an operator of a 125,000 sq. ft. warehouse could earn Points in the 2022 compliance period, even though PR 2305 does not impose a WPCO on a warehouse of this size until the 2024 compliance period. The three-year banking clock in this instance would not commence until after their first compliance period in 2024. The extra time is meant to encourage early compliance and achieve emissions reductions sooner.

The final transfer method involves transfers between a warehouse facility or land owner and a warehouse operator, and vice versa. Warehouse facility or land owners may find it advantageous to improve their properties using options within PR 2305 on their own. Any Points earned from this activity may be transferred to an operator at that site over the subsequent three-year period. Operators may also transfer Points earned in excess of their WPCO back to a warehouse facility or land owner, who may then transfer those Points to a subsequent operator at that site.

Paragraph (d)(7)

This paragraph outlines the required reports and notifications that operators and owners must submit. Warehouse facility owners (not warehouse land owners) must submit a notification on September 1, 2021 or within 14 days after a new operator has the ability to use at least 50,000 sq. ft. of a warehouse with $\geq 100,000$ sq. ft. of floor space that may be used for warehousing activity. A typical date for this would be the start date of a lease. Notification is also required after a warehouse building has been modified such that it has new square footage. A report must also be submitted within three days of the EO's request.

Warehouse operators must submit a more detailed one-time Initial Site Information Report approximately six months before their first Annual WAIRE Report must be submitted for that site. As an example, if Operator A has recently moved to a new warehouse and has not been required to submit an Annual WAIRE Report before for that site, they are then required to submit the Initial Site Information Report. This is the only Initial Site Information Report that Operator A will need to submit for that site. If Operator A moves to another warehouse and has never submitted an Annual WAIRE Report for that second warehouse, they will need to submit an Initial Site Information Report for that warehouse. Initial Site Information Reports must also be submitted within 30 days of the request from the EO.

Warehouse operators who are required to earn WAIRE Points, and warehouse facility or land owners who earn WAIRE Points as applicable, are required to submit an Annual WAIRE Report within 30 days after January 1 of every year for which they must satisfy a WPCO (in the case of

operators), or earn WAIRE Points (in the case of owners opting in). The Annual WAIRE Report is the primary mechanism by which operators demonstrate how they have earned a sufficient number of WAIRE Points for the preceding compliance period. If an operator with a WPCO departs a warehouse before the end of that compliance period (e.g., if their lease ends), they are required to submit their Annual WAIRE Report no later than the date that they vacate the warehouse. No Annual WAIRE Reports are due before the applicable Initial Reporting Date in Table 1. Because the WPCO is tied to the number of truck trips at a warehouse while the operator was responsible for warehousing activities, the operator's Annual WAIRE report in this instance only needs to demonstrate how Points were earned for the portion of the compliance period when the operator was at that warehouse.

Reporting, Notification, and Recordkeeping Requirements – Subdivision (e)

This subdivision describes the information that must be included in the various reports and notifications required by PR 2305, as well as recordkeeping requirements. An online reporting portal is anticipated to be created if PR 2305 is approved by the Governing Board that will be used for all report and notification submissions. Reporting procedures will be further documented in the WAIRE Implementation Guidelines (Appendix A).

Paragraph (e)(1)

The Warehouse Operations Notification described in this paragraph includes basic information about the warehouse facility itself, whether the warehouse facility owner is also an operator, as well as information about any entities leasing the site, and how much of the site they have leased.

Paragraph (e)(2)

The Initial Site Information Report provided by a warehouse operator must include information about how many square feet they can use for warehousing activities. There are two cases when this is the only information that needs to be provided for this report. First, if the warehouse operator is in a building where the total square footage that can be used for warehousing activities is less than 100,000 sq. ft., then no more information is required. Second, some warehouse operators may lease only a portion of a warehouse with more than 100,000 sq. ft. that can be used for warehousing activities. In this situation, if the operator only can use <50,000 sq. ft. (e.g., due to lease conditions), then they do not need to report any further information. This second case does not apply where there are multiple operators under the ownership or control of a single parent company who each operate <50,000 sq. ft., but who collectively operate more than 50,000 sq. ft.

Apart from the two cases described above, Initial Site Information Reports must include information about actual truck trip data from the previous 12-month period, and the anticipated truck trips in the following 12-month period, by truck class or truck type (e.g., tractors or straight trucks). Trucks delivering or picking up goods from a warehouse are a proxy for total activity and emissions related to a warehouse and will use a truck entrance that is different than the employee vehicle entrance (that may also have minor use for mail trucks, or refuse pickup for administrative activities at the warehouse). In order to streamline reporting, only those trucks or tractors that use a warehouse's truck driveway must be included, with the intention of focusing on truck activity most closely aligned with total warehouse activity and emissions. Occasional truck traffic that utilizes the employee parking driveway for building services activities like mail delivery or trash pickup do not need to be included.

Additional data that must be reported includes information about any trucks owned by the operator that serve that warehouse, information about any onsite alternative fueling stations, information about any yard trucks operated at the site (owned or non-owned), and information about any onsite energy generation equipment. Finally, the report must include the anticipated options that the operator plans to use to earn Points for the current compliance period. These anticipated options might not end up being the actual options used to meet the WPCO, but they do provide an early planning step for operators to consider how they will comply with their WPCO in six months.

Paragraph (e)(3)

The Annual WAIRE Report shall include actual truck trip data used to determine the WPCO pursuant to paragraph (d)(1). The report shall also include how many WAIRE Points were earned from the WAIRE Menu and details about the reporting metric from the WAIRE Menu, the Points from a Custom Plan, and the Points from mitigation fees. Finally, the report shall include current contact information for the warehouse operator.

Paragraph (e)(4)

Records which demonstrate the accuracy and validity of any information reported to South Coast AQMD must be kept for a period of seven years after the reporting deadline and made available upon request during normal business hours.

Paragraph (e)(5)

Some warehouse facility or land owners, or operators may choose to hire consultants to complete some of the reporting requirements in PR 2305. This paragraph ensures that any reports are submitted by an official authorized by an officer of the warehouse owner or operator, as applicable. This authorized official may or may not be an employee of the warehouse owner or operator. The authorized official must certify that the information reported is accurate based on their best available knowledge.

WAIRE Implementation Guidelines – Subdivision (f)

This subdivision identifies that the EO will periodically publish the WAIRE Implementation Guidelines referred to throughout PR 2305 (Appendix A of this staff report).

Exemptions – Subdivision (g)

Three limited exemptions are described in this subdivision. First, similar to paragraph (e)(2), warehouse operators who cannot use more than 50,000 sq. ft. of a warehouse that is larger than 100,000 square feet, for warehousing activities due to lease conditions (e.g., they have leased <50,000 sq. ft.), are not required to earn any WAIRE Points. This exemption does not apply if the warehouse operator is under the control of a parent company of one or more lessees in the same building, and collectively the entities under the parent company's control operate more than 50,000 sq. ft. of a building that is 100,000 square feet or greater.

The second exemption states that warehouse operators with a WPCO <10 are not required to earn any WAIRE Points.⁵⁰ This exemption reduces the burden on the smallest warehouse operations that have a low volume of truck trips. No warehouse operations in the analysis of PR 2305 were identified to have a WPCO <10, but there is a possibility that a small number of warehouse operators may qualify and utilize this exemption. The warehouse operator would not be subject to the requirement to earn WAIRE Points in paragraph (d)(1), but the warehouse operator is still subject to the reporting requirements in paragraph (d)(7).

The third exemption relates to rare, unforeseen circumstances, beyond the reasonable control of the warehouse operator, or owner, who made an investment or took action to earn WAIRE Points, but due to a defect in their investment were unable to earn WAIRE Points. For example, if a warehouse operator purchases a zero emission truck and anticipates using this same truck to earn Points, but a malfunction in the powertrain due to an equipment manufacturer defect (e.g., malfunctioning electric motor, fuel cell stack, etc.) results in an inability to use the equipment, then the operator may apply for relief for the Points that would have been earned. The exemption shall be granted if the vehicle or equipment is shown to be due to a manufacturer defect or an installation defect.

Sunset Date for Rule – Subdivision (h)

PR 2305 will sunset upon final action by the U.S. EPA (e.g., when a final rule becomes effective) finding that all air basins within South Coast AQMD have attained the 2015 NAAQS for ozone (i.e., 70 parts per billion), and when CARB has determined that South Coast AQMD has met the state ozone standard (also 70 parts per billion).⁵¹ The sunset date for the WPCO will be 45 days after the end of the compliance period during which the latter of U.S. EPA or CARB makes the relevant finding. All reporting requirements associated with this final compliance period will remain in effect, however no reporting will be required for future compliance periods.

The 2015 standard requires ozone levels in South Coast AQMD to meet the standard in 2037. Before then, the 1979 (revoked, 1-hour standard), 1997 (revoked 8-hour standard) and 2008 ozone standards must be met in 2022, 2023, and 2031, respectively. Under section 175A of the Clean Air Act, when a nonattainment area is redesignated as meeting attainment, it must prepare a maintenance plan that ensures the area will continue to meet the air quality standard for another 10 years. In addition, anti-backsliding requirements may also apply.⁵² PR 2305 could potentially be applied to maintenance plan and anti-backsliding requirements for the 1979, 1997, and 2008 ozone standards prior to its sunset. Even with the sunset, PR 2305 is expected to assist in meeting the 2015 ozone standard. At this time, it is uncertain if PR 2305 would be needed for a maintenance plan or anti-backsliding requirements when the 2015 ozone standard is met because ZE and NZE technologies may be more widespread. As such, the Executive Officer shall prepare a report for the full Governing Board one year prior to the anticipated sunset that evaluates the need for the rule in light of these and any other applicable Clean Air Act requirements. The report shall also

⁵⁰ A WPCO of 10 is approximately equal to about two class 8 truck visits per day. Using default truck trip rates, a warehouse operator in a 100,000 sf warehouse would be required to earn about 61 WAIRE Points at a stringency of 0.0025 and annual variable of one.

⁵¹ The averaging period for the federal and state standards differ, so it is possible that they may not be achieved in the same year.

⁵² Implementation of the 2008 National Ambient Air Quality Standards for Ozone: State Implementation Plan Requirements, Final Rule. <https://www.govinfo.gov/content/pkg/FR-2015-03-06/pdf/2015-04012.pdf>

evaluate the state of NZE and ZE technologies used at warehouses, the emissions inventory of warehouses, and any other U.S. EPA or CARB regulations that apply to warehouses. Based on these findings, the Executive Officer shall make a recommendation whether any portions of the rule should be retained or amended.

Severability – Subdivision (i)

In the event a court holds that a portion or portions of PR 2305 are invalid or unenforceable, subdivision (h) allows the other portions of the rule to remain fully applicable and enforceable. Similarly, if the exemptions in PR 2305 are held by judicial order to be invalid, then the warehouse operators that had been covered by the exemption shall have to comply with the requirements of PR 2305.

PROPOSED RULE 316 – FEES FOR REGULATION XXIII

Purpose – Subdivision (a)

The purpose of the Proposed Rule 316 (PR 316) is to act as a companion rule to Proposed Rule 2305 (PR 2305) – Warehouse Indirect Source Rule – Warehouse Actions and Investments to Reduce Emissions (WAIRE) Program. PR 2305 requires reporting information about facility operations and recordkeeping. PR 316 establishes the administrative fees that PR 2305 warehouse operators and owners must pay in order to recover South Coast AQMD administrative costs associated with ensuring compliance with PR 2305.

The proposed purpose is as follows:

California Health and Safety Code Section 40522.5 provides authority for the South Coast Air Quality Management District to adopt a fee schedule for areawide or indirect sources of emissions which are regulated, but for which permits are not issued, to recover the costs of programs related to these sources. The purpose of this rule is to recover the South Coast AQMD's cost of implementing Rule 2305.

Applicability- Subdivision (b)

Warehouse owners and operators routinely move into or out of warehouses. As the applicability is tied to reports that must be submitted pursuant to PR 2305, any individual company may be required to pay multiple fees under PR 316 in any one year, then potentially not be subject to fees in the following year if they are not required to submit any of the applicable reports.

The proposed applicability is as follows:

This rule applies to owners and operators of facilities subject to Rule 2305 that submit an Annual WAIRE Report, a Custom WAIRE Plan application, an Initial Site Information Report, a Warehouse Operations Notification, or that pay a Mitigation Fee.

Definitions – Subdivision (c)

PR 316 includes definitions of specific terms related to the warehousing industry and aspects of implementing PR 2305. Most definitions refer back to definitions within PR 2305. Please refer to PR 316 subdivision (c) for each specific definition.

Proposed Definitions:

Annual WAIRE Report

Custom WAIRE Plan Application

Initial Site Information Report
 Mitigation Fee
 Warehouse
 Warehouse Operations Notification
 Warehouse Operator
 Warehouse Facility Owner
 Warehouse Land Owner
 Warehousing Activities

Annual WAIRE Fees – Subdivision (d)

Fees that will be established in this subdivision will be set at a flat level that is equal to the level of effort required by South Coast AQMD staff to conduct compliance activities related to the reports for which the fees are being paid. Fees must be paid at the time that the report must be submitted pursuant to PR 2305.

Custom WAIRE Plan Application Evaluation Fee – Subdivision (e)

Custom WAIRE Plans applications are expected to be unique, and require varying levels of effort by staff to review depending on the complexity of the application. Similar to other plan review fees in South Coast AQMD Rule 306, the fees in this subdivision are set consistent with the amount of staff time needed to complete an application review. An initial fee must be paid upfront as a deposit to cover a minimal amount of staff time, and subsequent fees may be assessed if more time is required. Staff will track time spent reviewing a Custom WAIRE Plan application, and if less cost is incurred than was paid in the initial fee, a refund will be issued.

Mitigation Program Administration Fee – Subdivision (f)

PR 2305 includes an option for warehouse operators (or owners who opt in) to pay a mitigation fee to South Coast AQMD to earn WAIRE Points. These collected fees will be used for a mitigation program to incentivize near-zero and zero emissions trucks and zero emissions charging infrastructure. Funds will be directed to projects in the communities near the warehouses that paid the fees. South Coast AQMD administers many incentive programs currently, including Carl Moyer, SOON, AB 617, etc. Prolonged experience with these programs has shown that some funds are needed to ensure efficient and accurate program administration. The amount set in PR 316 is 6.25 percent of the mitigation fee a warehouse operator or owner pays, and is consistent with recent program administration requirements for similar incentive programs.⁵³ Based on South Coast AQMD experience with current funding programs like Carl Moyer and Community Air Protection Program grants (i.e., AB 617), this level of funding is needed for the significant administrative effort to conduct outreach to industry, communities, and local governments, and to administer funds and track projects at a local scale (e.g., for each of about three dozen Source Receptor Areas).

Payment Due Dates – Subdivision (g)

Payment of fees for Custom WAIRE Plans are due no later than 60 days after an invoice has been provided. Fees for Annual WAIRE Reports, Initial Site Information Reports, and Warehouse

⁵³ AB 134 (2017): http://leginfo.legislature.ca.gov/faces/billNavClient.xhtml?bill_id=201720180AB134

AB 617 Incentives Guidelines:

https://ww2.arb.ca.gov/sites/default/files/2020-10/cap_incentives_2019_guidelines_final_rev_10_14_2020_0.pdf

Operations Notifications are due when the applicable report must be submitted. Requirements for payments in this subdivision are consistent with other South Coast AQMD fee programs in Rule 301.

Exemptions – Subdivision (h)

Two exemptions are provided in this subdivision. First, warehouse facility owners who submit a Warehouse Operations Notification for a warehouse that has less than 100,000 sq. ft. that can be used for warehousing activities are exempt from PR 316 fees. Second, warehouse operators who use <50,000 sq. ft. of a warehouse for warehousing activities are also exempt from PR 316 fees. The collection of this information will occur online, and no additional compliance with these components of the WAIRE Program is expected for these entities, hence staff costs are expected to be de minimis for this activity. This reported information is needed however to verify that the owner or operator does not have any further obligations under PR 2305.

WAIRE Mitigation Program

The main intent of the WAIRE Mitigation Program is to provide NO_x and DPM emission reductions for communities around warehouses that paid the mitigation fees. Any in-lieu mitigation fees paid to South Coast AQMD by a warehouse operator (or owner who opts in) would be targeted to projects in the surrounding area for NZE or ZE trucks, or ZE charging/fueling infrastructure.⁵⁴ Any solicitations for requests for funding, or funding allocations that would be spent from the WAIRE Mitigation Program must be approved by the South Coast AQMD Governing Board in a public meeting. The proposed incentives would be used toward the purchase of NZE and ZE trucks or the purchase and installation of ZE charging or hydrogen fueling infrastructure. The WAIRE Mitigation Program would be available to any applicant that has trucks domiciled and/or used in the same geographic area of the warehouses that paid the WAIRE Program mitigation fee or applicants who intend to purchase and install ZE charging or hydrogen fueling infrastructure to serve that same geographic area and county. Funds would be prioritized first to areas in the same Source Receptor Area (SRA)⁵⁵ as the warehouse. Should there be insufficient project applicants in any area for the amount of funding available, the funding may be redirected to an adjacent SRA in the same county as the primary SRA. Project funding solicitations would be issued within one year of receiving mitigation fees, and could potentially be coordinated with solicitations from other incentive programs. Incentive projects would be evaluated for cost effectiveness to maximize the potential for NO_x and DPM reductions of each incentive project. Because this funding program is wholly within the control of South Coast AQMD, funds may be combined with other incentive programs as allowable on a case-by-case basis.

⁵⁴ In order to avoid low quality workmanship and potential safety concerns, consideration may need to be made for a skilled and trained workforce. It is important that any installed infrastructure with the WAIRE Mitigation Program perform at a level that consistently meets the needs of the fleets it would serve and minimizes unnecessary impacts on the grid.

⁵⁵ <http://www.aqmd.gov/docs/default-source/default-document-library/map-of-monitoring-areas.pdf>

The WAIRE Mitigation Program incentives would be offered as a solicitation to receive enough applications similar to the existing incentive programs of Carl Moyer,⁵⁶ Proposition 1B,⁵⁷ or VW Mitigation Trust.⁵⁸ Similar to the existing incentive programs, there would be an application evaluation following the end of the solicitation. This would include evaluation of application documents, subsequent inspection of the NZE or ZE truck purchased or the ZE charging or hydrogen fueling infrastructure installed, and annual reports to follow the emission reductions of the incentive projects for the life of the incentive project contracts. The ultimate program design is not limited to matching these existing programs however, and other models may emerge after receiving stakeholder input as funding becomes available (e.g., voucher programs, a focus on grid upgrades on the utility side of the meter for some sites, consideration of small businesses, incorporation of community input and/or suggested projects that reduce NOx, etc.).

Finally, the incorporation of a well-trained and skilled workforce for ZE infrastructure installation is integral to the state's transportation electrification goals. According to a study commissioned by the state Workforce Development Board under AB 398 (2017), there is a strong relationship between high labor standards and investments in energy efficiency projects in both the installation and operations of ZE charging and fueling infrastructure. Workforce development, skilled training, and career development that addresses industry needs can lead to improved productivity and work quality, which are important considerations for PR 2305. ZE charging infrastructure projects funded by the WAIRE Mitigation Program will support equity and inclusion to ensure a well-trained and skilled workforce to comply with Public Utilities Code § 913.4(f) and the California Renewables Portfolio Standard Program. Skill standards such as specialized certifications in the installation, operation, and maintenance of zero emission technologies will be required to ensure safety and high performance.⁵⁹

Additional details to this mitigation program will be developed in a future public process as part of the development of funding solicitations. Solicitations and grant award decisions will be made by the Governing Board in public meetings, and the public will be encouraged to participate and provide feedback. In addition, the Resolution included in the Board package for PR 2305 and PR 316 will include specific language laying out requirements for the WAIRE Mitigation Program.

⁵⁶ <http://www.aqmd.gov/home/programs/business/business-detail?title=heavy-duty-engines&parent=vehicle-engine-upgrades>

⁵⁷ [http://www.aqmd.gov/home/programs/business/business-detail?title=goods-movement-emission-reduction-projects-\(prop-1b\)&parent=vehicle-engine-upgrades](http://www.aqmd.gov/home/programs/business/business-detail?title=goods-movement-emission-reduction-projects-(prop-1b)&parent=vehicle-engine-upgrades)

⁵⁸ <http://www.aqmd.gov/home/programs/business/business-detail?title=vw&parent=vehicle-engine-upgrades>

⁵⁹ <https://laborcenter.berkeley.edu/wp-content/uploads/2020/09/Putting-California-on-the-High-Road.pdf>

CHAPTER 3: IMPACT ASSESSMENT

INTRODUCTION

AFFECTED INDUSTRIES

BASELINE EMISSIONS INVENTORY

RULE STRINGENCY

SCENARIO ANALYSIS

FEASIBILITY

SOCIOECONOMIC ASSESSMENT

CALIFORNIA ENVIRONMENTAL QUALITY ACT

**DRAFT FINDINGS UNDER CALIFORNIA HEALTH AND
SAFETY CODE SECTION 40727**

COMPARATIVE ANALYSIS

INTRODUCTION

PR 2305 and PR 316 will apply to warehouses with greater than or equal to 100,000 square feet of indoor floor space. These warehouses are part of a larger goods-movement network of facilities located throughout the South Coast AQMD region that also includes marine ports, airports, rail yards, and smaller warehouses.

Warehouses serve as an intermediate storage facility for goods coming from manufacturing facilities, other warehouses, or food production sites that are ultimately destined for another location, including retail stores, other warehouses, customers (e.g., through e-commerce), or other manufacturing operations. Goods are transported to and from warehouses in trucks of a variety of sizes, including smaller Class 2b-7 trucks used for local delivery or larger Class 8 tractor trailers (typically diesel-powered) that can transport goods either locally or nationally. These trucks will back up to a warehouse's loading dock to load/unload their cargo in or out of the warehouse. Some warehouses also allow trailers to be parked within their truck yard for short periods of time. These trailers are moved around the yard or to/from a loading dock with a yard truck (typically diesel-powered).

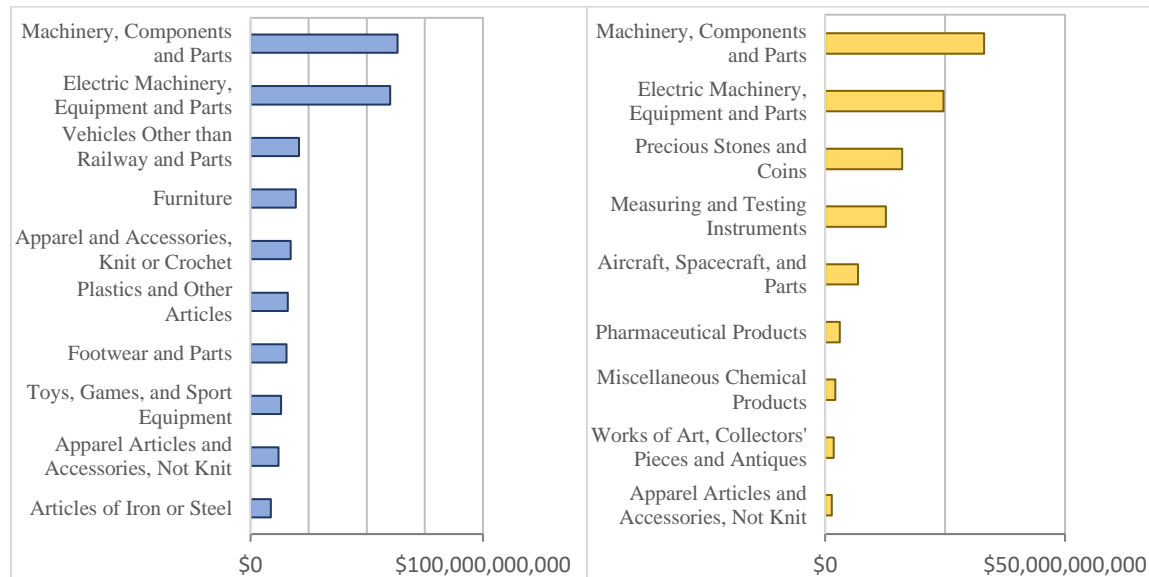
Inside the warehouse, goods are stored on storage racks that may be more than 20 feet high. The level of automation varies inside each warehouse, but, if automation is present, can include conveyor systems, robotics, and scanners. Goods are commonly moved around inside a warehouse by employees operating pallet jacks or small industrial forklifts. Additional activities include sorting, labeling, repackaging, palletizing, applying scannable bar codes (SKUs), racking, and packing/unpacking trucks. Many additional activities can be present at a facility with a warehouse including supporting office administration, manufacturing, vehicle maintenance, or retail stores that are open to the general public. Some warehouses also support cold storage, typically for food products, and will have large refrigeration systems. Trucks distributing goods to/from these cold storage warehouses typically keep goods at their appropriate temperature with a small diesel-powered transport refrigeration unit (TRU) mounted on the truck or trailer.

AFFECTED INDUSTRY

Southern California is a major gateway for goods coming from Asia. A wide variety of industries have supply chains which relies on goods moving through Southern California. Approximately \$500 billion in goods were moved through the larger Southern California Association of Governments (SCAG) region in 2016, with imports accounting for about 75%. It is unclear how much of this total flow of goods move through warehouses subject to PR 2305 and PR 316. However about 69% of imports from the ports of Los Angeles and Long Beach (LA/LB) do not go directly onto rail, and therefore are expected to utilize warehouses within the South Coast AQMD region. Figure 8 shows the top commodities traded through the ports of LA/LB and through the Los Angeles and Ontario airports in 2018.⁶⁰

⁶⁰ https://scag.ca.gov/sites/main/files/file-attachments/0903fconnectsocial_goods-movement.pdf

Figure 8: Top Commodities Traded Through Long Beach and Los Angeles Ports (left) and Los Angeles and Ontario Airports (right)



Warehouses are operated by cargo owners or by third party logistics (3PLs) firms who manage warehouses on behalf of cargo owners.⁶¹ Warehouses are typically owned by a landlord⁶² who leases the facility for a short period (e.g., three years) either to a cargo owner or 3PL. All three groups of industries (i.e., cargo owners, 3PLs, and warehouse owners) will be affected by PR 2305 and PR 316. Some motor carriers may choose to update some of their business practices (e.g., using more NZE or ZE trucks) in response to shifting market conditions brought about by PR 2305 (or other CARB regulations or incentive programs), however they are not regulated by PR 2305.

As shown in the baseline emissions inventory below, most NOx and diesel PM emissions associated with warehouses come from trucks. Trucks are owned and/or operated by motor carriers, and their services are provided on behalf of the owner of the goods they are carrying. Warehouse operators often do not own the goods in their warehouse, and in these cases they may not be directly involved in hiring all or any motor carriers that visit the warehouse.

Industry stakeholders have indicated that the business relationships between warehouse operators, cargo owners, and motor carriers can vary widely, even in a single warehouse. Some warehouses are more vertically integrated where the operator owns the goods in the warehouse, and directly contracts with motor carriers, or uses their own fleet, to transport the goods to retail establishments.⁶³ In this situation, the warehouse operator has a relatively high level of control of

⁶¹ https://scag.ca.gov/sites/main/files/file-attachments/task4_understandingfacilityoperations.pdf

⁶² In rare instances, the land beneath a warehouse building is owned by a different entity than the warehouse building itself.

⁶³ As estimated in Appendix C to this report, up to 40% of warehouse operators subject to PR 2305 may own a fleet. The number of warehouse operators who also directly arrange for some level of trucking services to their facility is unknown, but would increase the total number of warehouses who have a direct ownership or other business relationship with at least some trucks going to their facility. Staff conversations with warehouse operators have

the trucks and cargo flowing through the warehouse.⁶⁴ Other warehouse operators may not own any goods within the warehouse, or have a direct relationship with any motor carriers visiting the warehouse, or own a fleet themselves. The warehouse operator may have very little control over the trucks calling at the warehouse in this configuration.

One common relationship between all warehouse operators is they either own the goods in the warehouse themselves, or have a direct contractual relationship with the goods owner to manage the warehousing of those goods. The specific conditions in these contracts can vary widely depending on the needs of the two parties. For example, some warehouse operators have indicated their contracts with motor carriers have included air quality goals, such as providing incentives to fleets that met EPA SmartWay standards,⁶⁵ or requiring use of zero emission (ZE) trucks. Under PR 2305, some warehouse operators may choose to include contract provisions either with motor carriers or with goods owners who contract with motor carriers, that take into account the requirements of the rule. This could include requiring or incentivizing near zero emission (NZE) or ZE truck visits, or increasing the price charged for warehousing operations so that the operator can comply with PR 2305 in other ways.

Affected Facilities

There are approximately 45,000 industrial buildings of any size located in the South Coast AQMD region, totaling about 1.6 billion square feet. Warehousing makes up a significant fraction of this industrial space, with approximately 90% of these buildings classified as distribution, light distribution, cold storage, truck terminal, or warehouse.⁶⁶ Some industrial properties also include a combination of warehousing and manufacturing uses.

Most industrial properties are smaller in size, typically less than 100,000 square feet. However, the majority of the industrial building square footage occurs in larger buildings (Figure 9). The amount of industrial building space within South Coast AQMD's region has been growing substantially over the past several decades, with most of the growth occurring in the counties of San Bernardino and Riverside since the year 2000 (Figure 10).⁶⁷ Warehousing is anticipated to continue to grow in the SCAG region at a rate of ~1.8% annually.⁶⁸

indicated that while not ubiquitous, it is not uncommon for many warehouse operators to have at least some trucking companies that they directly work with.

⁶⁴ Note that even in this instance, the supplier of some of the goods to the warehouse may arrange to transport inbound shipments without involving the warehouse operator.

⁶⁵ EPA SmartWay is a voluntary program that promotes fuel efficiency for freight carriers.

<https://www.epa.gov/smartway>

⁶⁶ www.costar.com

⁶⁷ Ibid.

⁶⁸ https://scag.ca.gov/sites/main/files/file-attachments/final_report_03_30_18.pdf

Figure 9: Industrial Building Count (left) and Square Footage (right) by Building Size in South Coast AQMD Jurisdiction

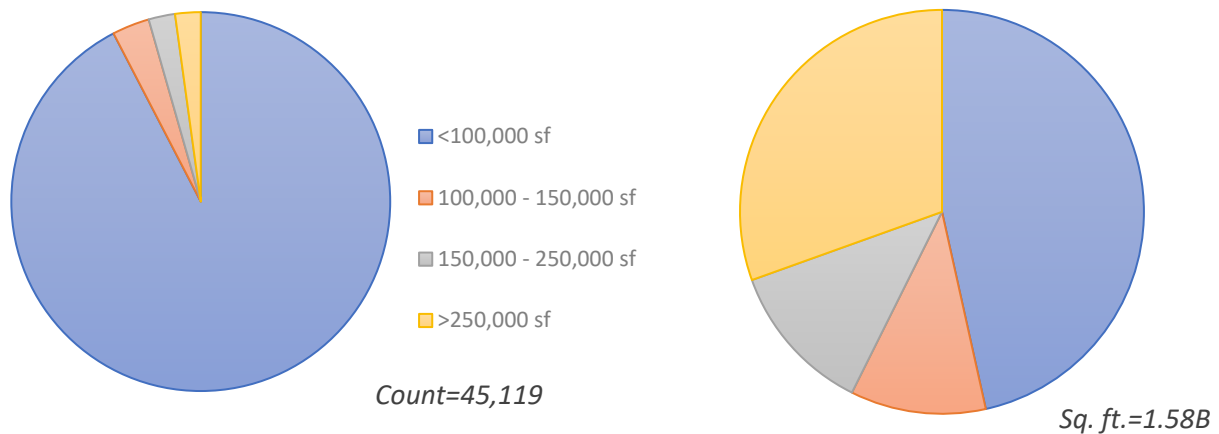
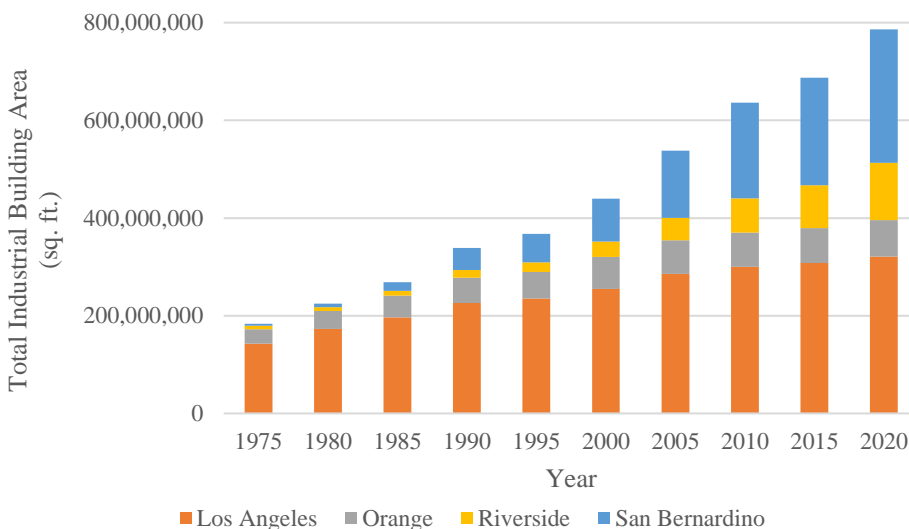


Figure 10: Industrial Building Growth by County



There are currently about 3,320 facilities with 100,000 square feet or more of building area that may be subject to PR 2305 and PR 316 (see Appendix C for a list of addresses and a discussion of how the number and type of facilities was determined). Of these facilities, an estimated 2,902 are expected to be required to earn WAIRE Points under PR 2305, with the remainder only subject to limited reporting (e.g., facilities with $\leq 100,000$ sq. ft. of warehousing activity in a building with $> 100,000$ sq. ft.). Of the warehouses expected to be required to earn WAIRE Points, about 38% may have more than one operator in a single building (yielding a total of about 4,000 operators), about 45% may own a truck fleet,⁶⁹ and about 17% may be owner occupied (with any combination thereof).

⁶⁹ Data is not available for how many trucks from operator-owned fleets serve a warehouse.

BASELINE EMISSIONS INVENTORY

The discussion below provides the method for estimating baseline emissions of NO_x and diesel PM in 2019, 2023, and 2031 for the 2,902 warehouses expected to be required to earn WAIRE Points under PR 2305.⁷⁰ The estimate presented here relies on the substantial work previously conducted to estimate vehicular-related emissions, including work performed by:

- California Air Resources Board (CARB) both for the 2016 AQMP emissions inventory⁷¹ and for the Draft Mobile Source Strategy⁷²,
- SCAG for the 2016 Regional Transportation Plan, and
- South Coast AQMD for the 2016 AQMP

South Coast AQMD also sponsored a study to evaluate warehouse activities that affect air quality, co-sponsored with the National Association for Industrial and Office Parks (NAIOP).⁷³ The study was conducted by the Institute of Transportation Engineers (ITE) to update warehouse trip generation estimates for warehouses.⁷⁴

Methodology for Estimating NO_x Emissions from Warehouses

Trip Generation Rates

Data was obtained for three categories of warehouses from CoStar⁷⁵ including warehouses $\geq 100,000$ and $< 200,000$ sq. ft., $\geq 200,000$ sq. ft., and all cold storage warehouses $\geq 100,000$ sq. ft. Current warehouse data was projected to 2023 and 2031, using growth factors derived from SCAG's Industrial Warehousing report⁷⁶.

Trip generation rates for on-road vehicles were obtained from the High-Cube Warehouse Vehicle Trip Generation Analysis⁷⁷ by ITE and supplemented with data from the City of Fontana's Truck Trip Generation Study⁷⁸.

Table 5: Trip Generation Rates in Trips/Thousand Sq. Ft.

Warehouse Category	Class 8	Class 4-7	Passenger Vehicles
$\geq 200,000$ sq. ft.	0.33	0.12	1.000
$\geq 100,000 - < 200,000$ sq. ft.	0.21	0.14	1.385
Cold Storage ($\geq 100,000$ sq. ft.)	0.75	0.29	1.282

⁷⁰ The spreadsheet that includes all calculations described here is available at: www.aqmd.gov/fbmsm

⁷¹ <https://www.arb.ca.gov/app/emsinv/fcemssumcat/fcemssumcat2016.php>

⁷² <https://ww2.arb.ca.gov/resources/documents/2020-mobile-source-strategy>

⁷³ <http://www.aqmd.gov/home/rules-compliance/ceqa/air-quality-analysis-handbook/high-cube-warehouse>

⁷⁴ <https://www.ite.org/pub/?id=a3e6679a%2De3a8%2Dbf38%2D7f29%2D2961becdd498>

⁷⁵ <https://www.costar.com/>

⁷⁶ https://www.scag.ca.gov/Documents/Task4_UnderstandingFacilityOperations.pdf

⁷⁷ <https://www.ite.org/pub/?id=a3e6679a%2De3a8%2Dbf38%2D7f29%2D2961becdd498>

⁷⁸ <https://www.tampabayfreight.com/pdfs/Freight%20Library/Fontana%20Truck%20Generation%20Study.pdf>

Table 6: Warehouse Square Footage for Each Warehouse Category

Warehouse Category	2019	2023	2031
≥200,000 sq. ft.	521,727,570	562,574,867	644,269,462
≥100,000 – <200,000 sq. ft.	214,795,154	231,611,979	265,245,630
Cold Storage (≥100,000 sq. ft.)	8,188,346	8,829,431	10,111,601

Trucks

Baseline composite truck emission rates⁷⁹ (ER) were calculated from EMFAC2017 for heavy duty trucks of Class 4-7 and Class 8 for calendar years 2019, 2023, and 2031. EMFAC2017 provides activity and emission rates for all on-road vehicles that operate within California, however, the analysis presented here is limited to those categories most likely to deliver goods to and from warehouses. EMFAC categories⁸⁰ in this analysis and their relationship to truck class are shown in Table 7 below.

Table 7: EMFAC Truck Categories

EMFAC Category	Description	Truck Class
T6 CAIRP Small	Medium-Heavy Duty Diesel CA International Registration Plan Truck with GVWR≤26,000 lbs	Class 4-6
T6 Instate Small	Medium-Heavy Duty Diesel Instate Truck with GVWR≤26,000 lbs	
T6 OOS Small	Medium-Heavy Duty Diesel Out-of-State Truck with GVWR≤26,000 lbs	
T6 CAIRP Heavy	Medium-Heavy Duty Diesel CA International Registration Plan Truck with GVWR>26,000 lbs	Class 7
T6 Instate Heavy	Medium-Heavy Duty Diesel Instate Truck with GVWR>26,000 lbs	
T6 OOS Heavy	Medium-Heavy Duty Diesel Out-of-State Truck with GVWR>26,000 lbs	
T7 CAIRP	Heavy-Heavy Duty Diesel CA International Registration Plan Truck with GVWR>33,000 lbs	Class 8
T7 NNOOS	Heavy-Heavy Duty Diesel Non-Neighboring Out-of-State Truck with GVWR>33,000 lbs	
T7 NOOS	Heavy-Heavy Duty Diesel Neighboring Out-of-State Truck with GVWR>33,000 lbs	
T7 POLA	Heavy-Heavy Duty Diesel Drayage Truck in South Coast with GVWR>33,000 lbs	
T7 Tractor	Heavy-Heavy Duty Diesel Tractor Truck with GVWR>33,000 lbs	

Vehicle miles traveled (VMT) per trip of 14.2 mi/trip and 39.9 mi/trip for medium-heavy (Class 4-7) and heavy-heavy duty trucks (Class 8) respectively, were derived from SCAG's 2016 Regional Transportation Plan modeling analysis (Table 8).

⁷⁹ This is the sum of each truck category's emissions rate multiplied by its corresponding VMT, and then divided by the total sum of VMTs.

⁸⁰ <https://ww3.arb.ca.gov/msei/downloads/emfac2017-volume-iii-technical-documentation.pdf>

Table 8. Truck activity data from SCAG's Heavy-Duty Truck Regional Travel Demand Model

Truck Class	VMT (mi/day)	Trips (trip/day)	Mile/trip
Class 4-7	7,744,000	544,000	14.2
Class 8	12,060,000	302,000	39.9

Class 8 truck emissions were discounted by 22.2% to account for the trips made in between warehouses by trucks.⁸¹ Total idling emissions in the South Coast Air Basin (SCAB) for these truck classes were proportioned by the VMT estimate associated with warehouse trucking to calculate potential idling emissions associated with warehouses. The equations below show how preliminary emissions estimates were calculated.

Equation [1]:

$$VMT \text{ Associated with Warehouses} = \text{Warehouse size (ksf)} \times \text{trip rates} \left(\frac{\text{trips}}{\text{ksf}} \right) \times \frac{\text{miles}}{\text{trip}}$$

Equation [2]:

$$\begin{aligned} \text{Running Exhaust Emissions Associated with Warehouses} \\ = ER_{\text{Class 8}} \times \text{Warehouse VMT}_{\text{Class 8}} \times (1 - 0.222) \\ + ER_{\text{Class 4-7}} \times \text{Warehouse VMT}_{\text{Class 4-7}} \end{aligned}$$

Equation [3]:

$$\begin{aligned} \text{Idling Exhaust Emissions associated with Warehouses} \\ = \left(\frac{\text{Warehouse VMT}_{\text{Class 8}}}{\text{Total VMT}_{\text{Class 8}}} \right) \times \text{Idling } ER_{\text{Class 8}} (1 - 0.222) \\ + \left(\frac{\text{Warehouse VMT}_{\text{Class 4-7}}}{\text{Total VMT}_{\text{Class 4-7}}} \right) \times \text{Idling } ER_{\text{Class 4-7}} \end{aligned}$$

CARB recently approved two regulations that are expected to lower the emissions from trucks beginning with model year 2024 trucks, including the Advanced Clean Trucks Regulation and the Low NOx Omnibus Regulation. Additional emission reductions are anticipated from the upcoming Heavy Duty Inspection and Maintenance (I/M) regulation⁸². CARB modified EMFAC 2017 to account for these regulations in the META tool that supports its Draft 2020 Mobile Source Strategy. These modifications were applied to the truck categories and VMT associated with warehouses under PR 2305. The anticipated emission reductions from these regulations associated with the 2,902 warehouses expected to earn WAIRE Points under PR 2305 is shown in Table 9.

⁸¹ https://scag.ca.gov/sites/main/files/file-attachments/task4_understandingfacilityoperations.pdf (pg 3-24)

⁸² <https://ww2.arb.ca.gov/our-work/programs/heavy-duty-inspection-and-maintenance-program>

Table 9: Estimated Baseline Truck Emission (tpd) Associated with PR 2305 Warehouses Required to Earn WAIRE Points

	2019		2023		2031	
	NO _x	Diesel PM	NO _x	Diesel PM	NO _x	Diesel PM
EMFAC 2017 Baseline	41.67	0.67	20.19	0.14	20.18	0.14
Reductions from CARB ACT, Low NO _x Omnibus and Heavy Duty I/M Regulations	0	0	-0.005	< -0.01	-3.37	-0.03
Total	41.67	0.67	20.19	0.14	16.81	0.12

Passenger Vehicles

Similar to the methodology described for trucks, composite emission rates for running exhaust and start exhaust emissions for light duty cars and trucks from EMFAC2017, default car trip lengths from SCAG (10.6 mi./trip), and ITE trip generation rates for each warehouse category were used to estimate emissions from passenger car travel attributed to each warehouse category. No corrections outside of default values discussed above were made for passenger cars. Baseline emissions for this category are shown in Table 10 below.

Table 10: Estimated Baseline Passenger Car Emission (tpd) Associated with PR 2305 Warehouses Required to Earn WAIRE Points

	2019		2023		2031	
	NO _x	Diesel PM	NO _x	Diesel PM	NO _x	Diesel PM
Total	1.14	0.02	0.70	0.02	0.39	0.01

Cargo Handling Equipment

Two main types of cargo handling equipment are typically operated at warehouses. These include yard trucks and industrial trucks (including pallet jacks and forklifts). Emissions from industrial trucks are not estimated for PR 2305 warehouses.⁸³ Yard trucks operated at warehouses are typically powered by diesel engines, and can be certified as off-road (which restricts the yard truck to one warehouse's yard) or on-road (which allows for short trips to nearby warehouses). Some warehouses may have more than one yard truck operating onsite, while others may have none. Several data sources⁸⁴ were used to estimate the potential yard truck emissions associated with warehouses subject to PR 2305 including:

⁸³ Warehouses subject to PR 2305 have indoor areas that are nearly always above grade compared to the nearby truck and trailer yard to accommodate trucks backing up to a dock. Industrial trucks therefore operate almost exclusively in an indoor environment in these warehouses. During site visits, staff did not observe any industrial trucks powered by internal combustion engines (ICEs) at warehouses subject to PR 2305, and operators cited the desire to avoid operating ICEs in indoor environments.

⁸⁴ Population data for yard trucks operated at warehouses is not available from CARB.

- A business survey of warehouses commissioned by South Coast AQMD.⁸⁵ Respondents to this survey indicated that larger warehouses (>200,000 sq. ft.) operate an average of 3.6 yard trucks per million square feet of warehouse space, while smaller warehouses (100,000 to 200,000 sq. ft.) operate an average of 1.2 yard trucks per million square feet.
- Yard truck manufacturing data by calendar year was purchased from Powersys.⁸⁶ This data product includes an attrition model that estimates the retirement of older yard trucks through time. Both on-road and off-road data is available from this product.
- Activity data was provided by a yard truck manufacturer. On-road yard trucks are estimated to travel 2,145 mi/yr and off-road yard trucks are estimated to operate for 1,430 hrs/yr.
- Calendar year-specific emission rates for on-road and off-road yard trucks was obtained from the Carl Moyer Guidelines.⁸⁷

The estimated baseline NO_x and diesel PM emissions from yard trucks are presented in Table 11 below.

Table 11: Estimated Baseline Yard Truck Emissions (tpd) Associated with PR 2305 Warehouses Required to Earn WAIRE Points

	2019		2023		2031	
	NO _x	Diesel PM	NO _x	Diesel PM	NO _x	Diesel PM
Total	0.09	0.003	0.09	0.003	0.08	0.003

Transport Refrigeration Units (TRUs)

Updated emission estimates were based on CARB's current rulemaking effort affecting TRUs.⁸⁸ Half of all truck, trailer, and genset TRU emissions in the South Coast Air Basin were assumed to be associated with cold storage warehousing as refrigerated goods must travel to or from a warehouse for local delivery. This emission total was further reduced by the amount of cold storage warehousing square footage subject to PR 2305 WAIRE Point requirements relative to total cold storage warehousing in the South Coast AQMD jurisdiction (which is about 62%). Results of this analysis are presented below in Table 12.

Table 12: Estimated Baseline TRU Emissions (tpd) Associated with PR 2305 Warehouses Required to Earn WAIRE Points

	2019		2023		2031	
	NO _x	Diesel PM	NO _x	Diesel PM	NO _x	Diesel PM
Total	1.82	0.08	1.64	0.07	1.61	0.06

⁸⁵ <http://www.aqmd.gov/docs/default-source/ceqa/handbook/high-cube-warehouse-trip-rate-study-for-air-quality-analysis/business-survey-summary.pdf>

⁸⁶ <https://www.powersys.com/>

⁸⁷ https://ww2.arb.ca.gov/sites/default/files/classic/msprog/moyer/guidelines/2017/2017_cmpgl.pdf

⁸⁸ <https://www.arb.ca.gov/orion/>

Summary of Baseline Emissions

Table 13 presents a summary of total baseline emissions associated with the 2,902 warehouses expected to earn WAIRE Points under PR 2305. This emissions total represents about 19% and 28% of the South Coast AQMD carrying capacity⁸⁹ in 2023 and 2031, respectively.

Table 13: Summary of Baseline Emissions Associated With PR 2305 Warehouses Expected to Earn WAIRE Points

Emission Source	2019		2023		2031	
	NO _x	Diesel PM	NO _x	Diesel PM	NO _x	Diesel PM
Trucks	41.67	0.67	20.19	0.14	16.81	0.12
Passenger Vehicles	1.14	0.02	0.70	0.02	0.39	0.01
Yard Trucks	0.09	0.003	0.09	0.003	0.08	0.003
TRUs	1.82	0.08	1.64	0.07	1.61	0.06
Total	44.72	0.774	22.61	0.227	18.89	0.192

RULE STRINGENCY

Many factors go into considering the stringency of proposed rules. For PR 2305, the draft stringency recommended here considered the following points: the need for emission reductions (discussed in Chapter 1), the significance of emissions associated with the warehousing industry (discussed above in the Summary of Baseline Emissions), the potential emissions reductions from PR 2305 when considering other measures, and the impact to industry.

Potential Emission Reductions from PR 2305 and PR 316 When Considering Other Measures

As described in the baseline emissions inventory analysis above, recent CARB regulations have been quantified to the extent possible. In addition, CARB's Draft Mobile Source Strategy (Draft MSS) is designed to consider all the other measures that may be needed across every mobile source sector to meet various state goals, including attainment of federal air quality standards. This strategy includes very aggressive targets across all sectors, and any shortfall in one sector (e.g., ocean going vessels) would need to be made up by another sector (e.g., trucks).

South Coast AQMD staff submitted comments to CARB stating the Draft MSS needs to go even further, since emission reductions modeled in CARB's Draft MSS are not sufficient to meet either of the upcoming 2023 or 2031 federal deadlines for ozone reduction. Even in the most aggressive modeling in the Draft MSS,⁹⁰ in 2023 more than 95% of heavy-duty trucks will be no cleaner than 2010 engine standards assumed for all trucks in the baseline emissions inventory from the 2016 AQMP. This scenario projects these trucks will still make up about 57% of the truck fleet in 2031.

⁸⁹ The carrying capacity is the maximum amount of NO_x emissions that are allowable in the air basin while still meeting 2023 and 2031 federal ozone standards.

⁹⁰ The Draft MSS did not explicitly consider any emission reductions from PR 2305 and PR 316.

Since the 2016 AQMP requires a 45% and 55% reduction in NO_x by 2023 and 2031 respectively, the continued presence of large fractions of 2010 MY trucks in the fleet will hamper efforts to meet these deadlines. Any additional emission reductions provided by PR 2305 and PR 316 would assist in meeting the region's federal air quality attainment needs.

Impact to Industry

Some potential impacts to industry from PR 2305 include increased costs of warehouse operations and potential imposition of competitive disadvantages relative to warehousing in other regions. The potential cost impacts are described in the 'Compliance Costs' section below, and will be analyzed further in the socioeconomic analysis that will be released for public review at least 30 days prior to the public hearing to consider adoption of PR 2305 and PR 316.

The potential imposition of competitive disadvantages from air quality regulatory costs on the goods movement industry has been analyzed in two studies. First, one study was conducted by Industrial Economics Inc. (IEC)⁹¹ and funded by South Coast AQMD to analyze the potential for PR 2305 and PR 316 to cause warehouses to relocate to nearby areas in order to avoid compliance with the rules. The second study by Davies Transportation Consulting Inc. was funded by the ports of LA/LB to analyze how the logistics industry might respond to a new truck rate for imported goods at marine terminals. These studies will be discussed in greater depth in the socioeconomic analysis, but a brief synopsis of the results is included below.

IEC Warehouse Relocation Study

The IEC study found the warehousing industry in the South Coast AQMD is robust, and has grown at faster rates than surrounding areas (see Figure 10 and Figure 11), all while experiencing consistent increases in rent that have outpaced neighboring markets (see Figure 12). Since 2010, the rent increases in South Coast AQMD have average about \$0.47 per sq. ft. annually, all while growing in capacity by about 17 million sq. ft. per year. Nearby areas outside the South Coast AQMD jurisdiction have only increased their rents about \$0.06 per sq. ft. annually over the same period.⁹²

Industry stakeholders interviewed as part of the IEC study pointed to several benefits that warehouses rely on that are unique to this area, including the highly developed transportation network of multiple ports, railways, and interstate highways, along with a large labor pool that is difficult to access in more remote regions, and proximity to the large metropolitan customer base.

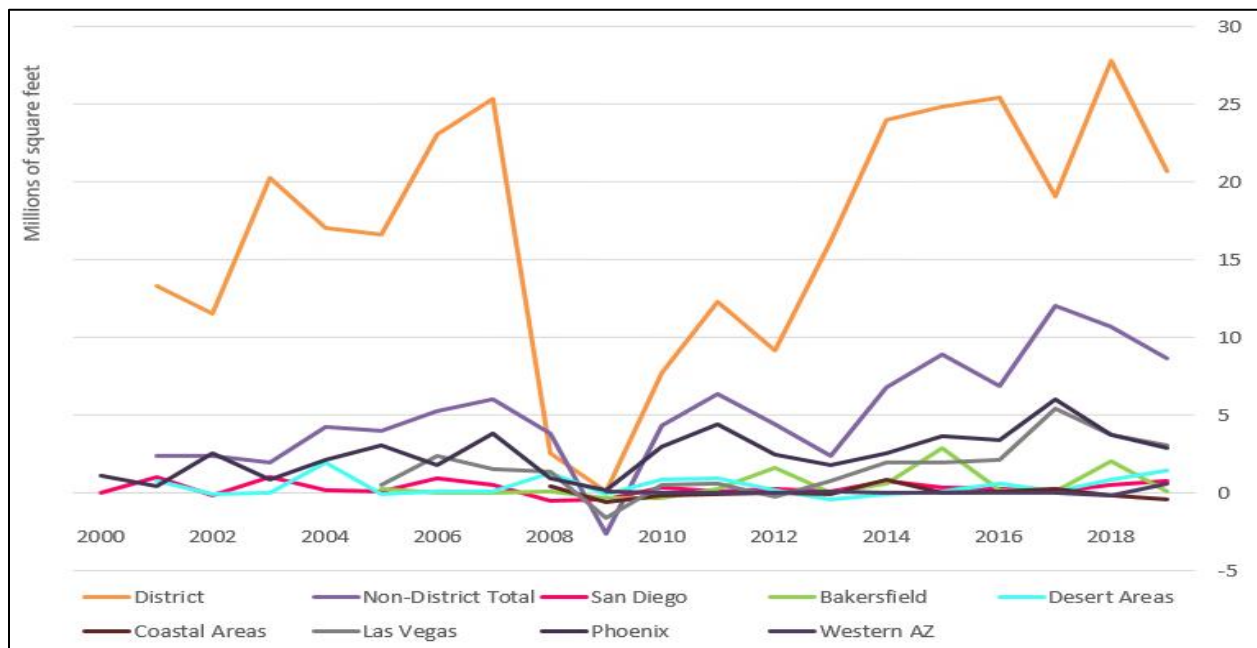
IEC modeled the potential costs that warehouses face with and without PR 2305 and PR 316 using two different methods. These analyses took into account different costs in neighboring markets such as rent, labor, utilities, transportation, etc., as well as costs associated with different potential stringencies of PR 2305 and PR 316. If costs are cheaper in a neighboring region compared to South Coast AQMD, then a warehouse would be motivated to relocate its operations. The analyses considered costs for existing building stock in neighboring areas, as well as hypothetical building stock assuming that existing vacant land that is industrially zoned could accommodate warehouses.

⁹¹ Study will be included as an appendix to the socioeconomic analysis and is also located here: www.aqmd.gov/fbmsm.

⁹² These annual \$0.47/sf increased rents result in an additional cost to industry in the South Coast AQMD jurisdiction of about \$11.4 billion from 2010-2019 compared to non-District \$0.06/sf increases in rents.

One method that assumed all warehouses serve all markets equally found that no warehouses would relocate even with compliance costs of up to \$2/sq. ft. of warehousing space. A more conservative modeling method found that up to 10 warehouses would have cheaper costs today (without PR 2305) in neighboring regions if the warehouses were solely dedicated to a single market (e.g., serving the national market only via inbound drayage trucks from the port and outbound trucking to intermodal railyards).⁹³ This same conservative model found that no additional warehouses would experience cheaper costs in neighboring areas (and hence potentially relocate) if compliance costs from PR 2305 were at or below \$1.50/sq. ft.

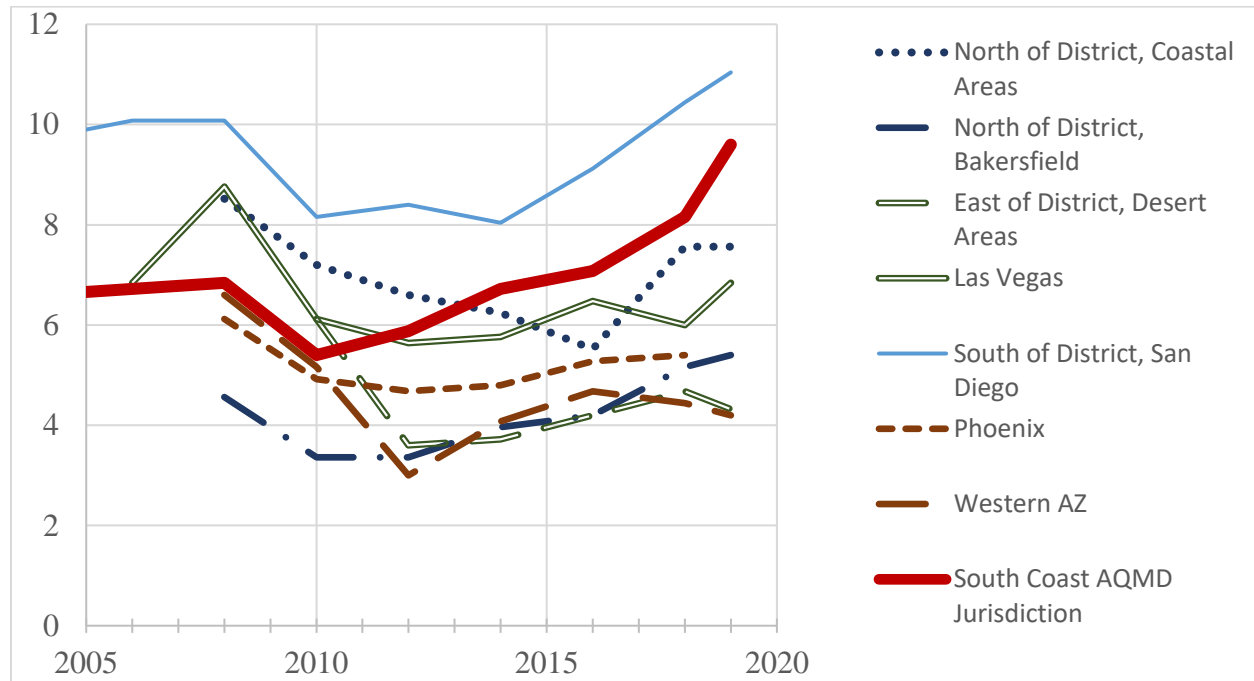
Figure 11: Annual Net Absorption⁹⁴ in Warehousing Space in South Coast AQMD Jurisdiction and Neighboring Areas



⁹³ As seen in Figure 10 and Figure 11, warehousing is preferentially growing in the South Coast AQMD jurisdiction compared to neighboring markets. One indication of the conservative nature of this modeling approach is that it finds that the opposite should be occurring in the baseline, and a small number of warehouses should relocate outside of the South Coast AQMD jurisdiction.

⁹⁴ Net absorption is a common metric used to track warehouse industry growth and is defined as the amount of warehouse space that tenants moved into minus the amount of warehouse space vacated in a given time period. Continually rising net absorption in South Coast AQMD indicates that more warehouses are being built and occupied than are being vacated. Negative net absorption indicates that more tenants are vacating warehouses than moving into warehouses during a given time period.

Figure 12: Warehousing Historical Rents in South Coast AQMD Jurisdiction and Neighboring Areas



Davies Transportation Consulting Port Study

The Davies study evaluated the potential for cargo diversion away from the ports of LA/LB if the ports implemented an update to its Clean Truck Program that would impose a new truck rate on loaded cargo containers that move through the port complex, with exemptions provided for NZE (through 2031) and ZE trucks. This study evaluated the different types and ultimate destinations throughout the country of cargo imported to the ports. A model was developed that evaluated the potential costs of using different ports, including the cost of increased time to travel from east Asia to ports in the eastern half of the United States.⁹⁵ This analysis found only a portion of goods are potentially subject to diversion to different ports, even at the maximum truck rate evaluated.⁹⁶ If the truck rate were set at \$70/TEU⁹⁷, the study found that the potential diversion of total containerized imports would only be up to 1.4%. The ports ultimately approved a truck rate of \$10/TEU,⁹⁸ though they have yet to implement the rate. Based on the Davies study, this rate level would result in 0.2% diversion of total containerized imports.

⁹⁵ As an example, the Davies study found that goods traveling from Shanghai to the New York/New Jersey port took more than 10 days longer than goods travelling from Shanghai to the ports of LA/LB.

⁹⁶ The Davies study found that 35% of imported goods would not relocate at all to a different port within the study parameters (i.e., up to \$70/TEU). These are goods that are goods destined for the local market or for markets within about an 800-mile trucking distance from the ports.

⁹⁷ Twenty-foot Equivalent Unit. Most marine containers that are trucked out of the ports are forty-foot equivalent units, equal to two TEUs.

⁹⁸ https://polb.granicus.com/MinutesViewer.php?view_id=77&clip_id=7245.

Potential Impact of PR 2305 and PR 316 on Industry Competitiveness

The two studies analyze the effect of diversion of the logistics sector away from the South Coast AQMD jurisdiction, but with important differences. The Davies study found cargo owners had limited choices if the ports implemented the Clean Truck Program. They could either pay for the cost of NZE or ZE trucks, pay the \$10/TEU rate, or relocate to a different port.⁹⁹ The study concluded that at \$70/TEU it would be more cost effective for the vast majority of goods (98.6%) to continue using the ports of LA/LB.

Because PR 2305 and PR 316 apply at warehouses, not at ports, a cargo owner has more options than simply paying the maximum cost of complying with these rules (through increased warehousing costs in the South Coast AQMD jurisdiction) or diverting their cargo to another port. Under PR 2305, cargo owners will have many options and they can implement the cheapest option for their business operation that may be significantly lower cost than the maximum cost option (see ~~Table 20: Total Cost Summary of Each Compliance Scenario (2022–2031) After Accounting for CARB’s ACT and Low NOx Omnibus Regulations~~ Table 20).

In addition, cargo owners could utilize warehouses just outside of the South Coast AQMD jurisdiction in neighboring areas, rather than shifting to a different port. The IEc study found the stringency of the rule would have to be more than \$1.50/sq. ft. for it to be more efficient to divert a small amount of cargo outside of the Basin to warehouses that are not subject to PR 2305 and PR 316. The cost of diverting cargo to other ports would be even higher than diverting it to warehouses outside the basin, due in large part to the increased travel times: moving cargo to a nearby region increases travel time by only a few hours,¹⁰⁰ rather than 10+ days from moving goods to a port on the east coast.

Finally, the Davies study and others¹⁰¹ have documented the ports of LA/LB have lost market share of containerized imports continuously since at least 2003. The reasons for this loss have been attributed to many macroeconomic causes that outweigh any increased regulatory costs in California, including labor stoppages in 2002 and 2014/2015, the widening of the Panama Canal in 2016, the recent shifting of some manufacturing from east China to southeast Asia in response to trade tensions,¹⁰² increased investments in infrastructure at competing ports, the lack of increased trade with areas outside of east Asia, etc.

Despite this longer term shift in global trade flows, containerized traffic at the ports of LA/LB has steadily increased¹⁰³ (Figure 13) and is still expected to reach 34 million TEUs by 2040.¹⁰⁴ Warehousing in the South Coast AQMD jurisdiction has grown rapidly (Figure 10 and Figure 11)

⁹⁹ The Davies study analyzed a variety of costs for goods travelling from Shanghai, China to Chicago, including from ocean shipping, rail shipping, trucking, port and rail fees, the value of time differences in shipping routes, etc.

¹⁰⁰ For example, travel time without traffic from the ports to Bakersfield is about 2.5 hours, while travel time from the ports to Ontario (located in the Inland Empire) is about 1 hour.

¹⁰¹ <https://www.pmsaship.com/wp-content/uploads/2019/12/Briefing-Paper-Loss-of-Market-Share-at-U.S.-West-Coast-Ports.pdf>

¹⁰² <https://www.freightwaves.com/news/freight-volumes-shift-east-as-supply-chains-move-out-of-china>

¹⁰³ <https://www.polb.com/business/port-statistics#latest-statistics>,
<https://www.portoflosangeles.org/business/statistics/container-statistics>

¹⁰⁴ https://scag.ca.gov/sites/main/files/file-attachments/0903fconnectsocial_goods-movement.pdf

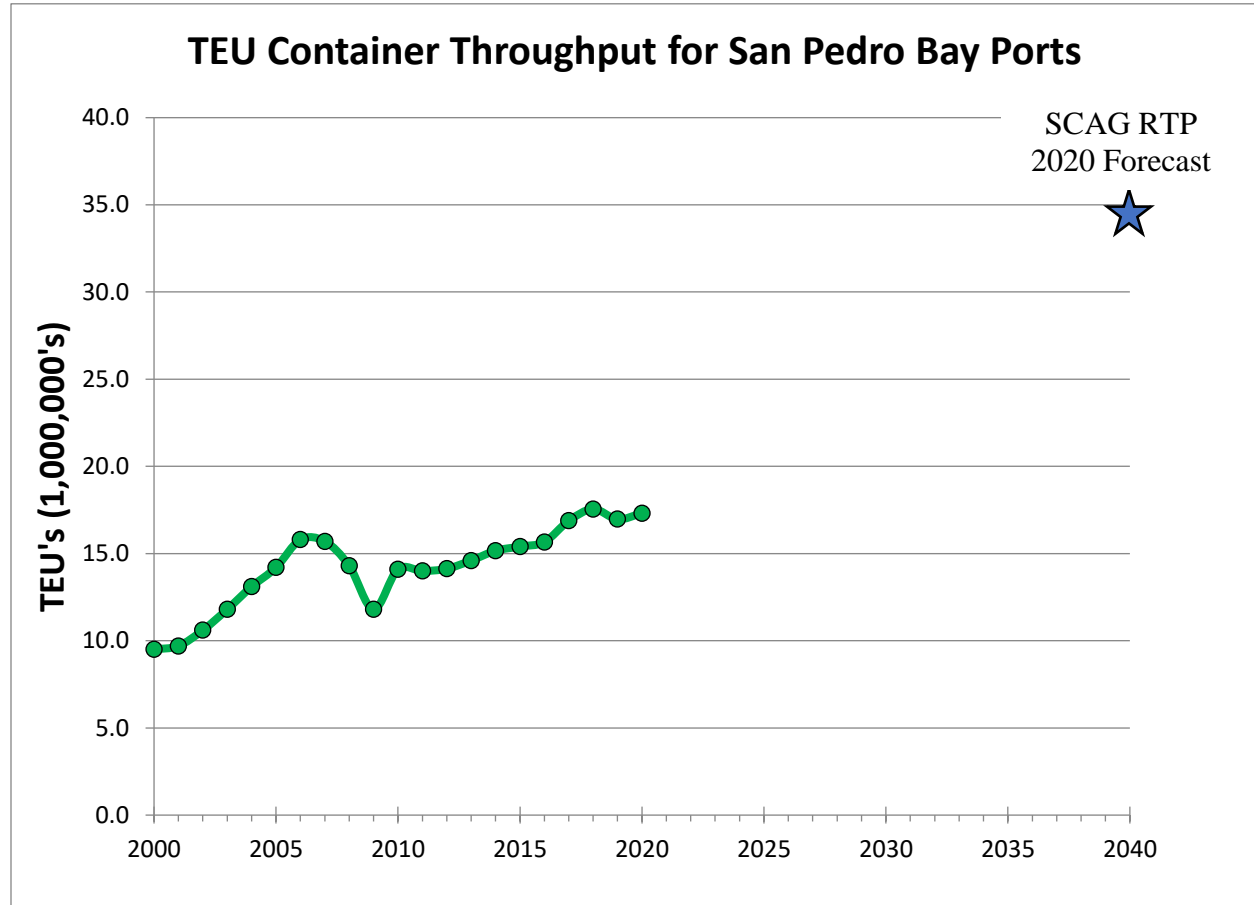
to accommodate this increased goods movement activity and is expected to continue.¹⁰⁵ Thus, even with a loss of market share, given the significant and continued growth in the logistics industry in South Coast AQMD's jurisdiction, it is not clear that any logistics activity has relocated as opposed to experiencing faster growth in other areas.¹⁰⁶ Similarly, the warehousing industry has experienced significant increased costs (Figure 12), and yet has continued to grow faster than neighboring regions (Figure 11). PR 2305 and PR 316 would also impose additional costs on the industry, however relocation of warehousing due to these rules is not expected if costs are below \$1.75 per sq. ft. Similar to the port analysis, it is possible that the growth of warehousing may change in the future in response to many factors (regulatory costs from CARB and/or South Coast AQMD, land costs, labor availability, changing market conditions, etc.)¹⁰⁷

¹⁰⁵ https://scag.ca.gov/sites/main/files/file-attachments/final_report_03_30_18.pdf

¹⁰⁶ As an example, in April 2021 Maersk (the largest container shipping line in the world, <https://www.forbes.com/sites/niallmccarthy/2021/03/29/the-world-largest-container-shipping-companies-infographic/>) increased its service for the Asia-US East Coast route, but did not reduce its service for the Asia-West Coast route (<https://www.freightwaves.com/news/maersk-adding-weekly-service-to-us-east-coast>). The stated reasons for this shift are strong market demand on the US East Coast, a desire to create a more reliable service to the US East Coast, and infrastructure bottlenecks on the US West Coast coupled, with no mention of air quality regulations.

¹⁰⁷ Although PR 2305 is not expected to result in relocation of logistics activity at the proposed level of stringency, CEQA analysis requires a different legal standard of review. To be conservative in that analysis, some relocation is therefore considered to be possible in order to evaluate any potential environmental impacts.

Figure 13: Containerized Trade Flows at the Ports of Long Beach and Los Angeles



Summary of Considerations For Determining PR 2305 Stringency

Because of the pressing need to meet federal air quality standards in 2023 and 2031, both from a public health perspective and from a public policy perspective (e.g., avoiding federal sanctions), the stringency of the rule should be set at a level that achieves emission reductions beyond what other regulations will require, and that is within South Coast AQMD's legal authority. The immediacy of the 2023 deadline also drives a need for a phase-in schedule that can achieve emission reductions early.

The logistics industry and warehousing in particular are robust in our region and have continued to grow rapidly despite experiencing headwinds such as continuously increasing rents and loss of market share to other ports. However, as demonstrated in the 'Compliance Costs' section below, there will be financial impacts to industry to implement PR 2305, and it will also require many warehouse operators and cargo owners to change their business practices to implement actions required by PR 2305. After balancing all of these factors, staff is proposing to set the stringency of PR 2305 at 0.0025 WAIRE Points per Weighted Annual Truck Trip (WATT),¹⁰⁸ phased in over

¹⁰⁸ As described in Chapter 2, warehouse operators must track their WATTs every year to determine their WAIRE points compliance obligation.

a three-year period after a warehouse operator's initial requirement date. The discussion below presents the potential impacts of PR 2305 and PR 316 based on this stringency and phase-in schedule.

SCENARIO ANALYSIS

In response to stakeholder feedback, PR 2305 provides a flexible suite of options for warehouse operators to comply. This proposed rule will require subject warehouse operators to annually earn WAIRE Points¹⁰⁹ by completing any combination of 1) implementing actions from the WAIRE Menu, 2) developing and implementing an approved Custom WAIRE Plan, or 3) paying a mitigation fee.

The WAIRE Menu includes 32 options to earn WAIRE Points, and any approved Custom WAIRE Plan would include additional options as it is limited to actions not on the WAIRE Menu. With about 4,000 warehouse operators and dozens of options available for compliance, it is not possible to determine the precise cost or emissions impact of PR 2305 and PR 316. In addition, due to annual compliance obligations, the potential compliance approach from one year may differ from the approach in a following year as technologies and markets evolve, and as early investments are utilized. Because of the variety of outcomes possible, annual updates on the implementation of PR 2305 and PR 316 will be provided to the South Coast AQMD Mobile Source Committee, and additional information will be made available on the South Coast AQMD website. This regular tracking, with opportunity for public input, will allow for timely adjustments to be made to the WAIRE Program should they be necessary.

There are other similar existing programs that also include multiple compliance options including South Coast AQMD Rule 2202 – On-Road Motor Vehicle Mitigation Options¹¹⁰ and San Joaquin Valley Air Pollution Control District (SJVAPCD) Rule 9510 – Indirect Source Review¹¹¹. Both of these rules allow facilities to comply through prescriptive measures in the respective rule, or through paying a mitigation fee¹¹². In the case of Rule 2202, approximately 8% of facilities pay the mitigation fee, and the remainder choose a different compliance option.¹¹³ In addition, Rule 9510 has shown as technologies advance, the compliance approaches change. As an example, when SJVAPCD Rule 9510 started in 2006, about 14% of projects reduced emissions using clean construction equipment, whereas the most recent report from 2020 shows 42% of projects chose this option.¹¹⁴

Notwithstanding the potential uncertain outcomes, a robust analytical approach has been conducted to estimate the potential impacts of PR 2305 and PR 316, including through the

¹⁰⁹ As described in Chapter 2 and in PR 2305 (d)(1), a facility's WAIRE Points Compliance Obligation (WPCO) is determined based on four parameters: 1) the number of truck trips to a facility in any given year, 2) the stringency of the rule, 3) an annual variable that determines how quickly the rule phases in, 4) a warehouse operator's Initial Reporting Date based on the size of the facility.

¹¹⁰ <http://www.aqmd.gov/docs/default-source/rule-book/reg-xxii/rule-2202.pdf>

¹¹¹ <http://www.valleyair.org/rules/currnrules/r9510-a.pdf>

¹¹² Called an Air Quality Investment Program fee for Rule 2202 and an Off-Site Emissions Reduction Fee for Rule 9510. Rule 9510 also allows compliance through a Voluntary Emissions Reduction Agreement that is similar to a mitigation fee.

¹¹³ <http://www.aqmd.gov/home/research/documents-reports/activity-report>

¹¹⁴ <https://www.valleyair.org/ISR/Documents/2020-ISR-Final-Annual-Report.pdf>

development of 19¹¹⁵ different scenarios designed to show the range of potential outcomes. A description of these 19 scenarios analyzed is included in Table 14 below. The scenarios were developed to show potential end-member impacts from all 32 WAIRE Menu actions,¹¹⁶ as well as using mitigation fees.¹¹⁷

Each scenario is structured to follow a series of choices a warehouse operator may make based on compliance choices from a previous year. For example, if a warehouse operator purchased an NZE Class 8 truck in their first year complying with PR 2305 to earn WAIRE Points, they were assumed to use that same truck in subsequent years to earn additional WAIRE Points.

As a bounding analysis approach, all 2,902 warehouses were assumed to only comply with a single scenario approach from 2022 through 2031. No single scenario in this bounding analysis is expected to occur. Rather, they present possible extreme compliance outcomes. In reality, a hybrid of all scenarios (or other compliance approaches encompassed within the range of scenarios analyzed) is expected to occur.

The scenario analysis included in this second draft staff report includes minor updates since the previously released draft staff report released on March 3, 2021. For these scenario analyses,¹¹⁸ all 2,902 warehouses potentially required to earn WAIRE Points were modeled for every year from 2022-2031 using their square footage and the applicable average trip generation rates¹¹⁹ to determine the amount of WAIRE Points they are required to earn in each year, referred to as their WAIRE Points compliance obligation (WPCO). The amount of warehousing space required to earn WAIRE Points was grown 1.8% per year, consistent with analysis from SCAG.¹²⁰ The prioritization steps below were used to determine how WAIRE Points would be earned for each scenario. If sufficient WAIRE Points were not earned for any of the previous steps to satisfy a warehouse operator's WPCO in a given year, WAIRE Points were assumed to have been earned from the next step.

- 1) Banked WAIRE Points earned in any of the previous three years¹²¹
- 2) WAIRE Points earned from using vehicles or equipment¹²² acquired or installed in any previous year¹²³
- 3) WAIRE Points earned from acquiring or installing vehicles or equipment

¹¹⁵ A new scenario was added since the Preliminary Draft Staff Report – Scenario 7a.

¹¹⁶ See Appendix B – WAIRE Menu Technical Report for supplemental details for each action.

¹¹⁷ Custom WAIRE Plans were not modeled as they are not expected to be used by most facilities. The potential costs and emissions impacts from Custom WAIRE Plan implementation is expected to be within the range of analysis shown for the 18 scenarios.

¹¹⁸ The updated spreadsheet that includes all calculations described here is available at: www.aqmd.gov/fbmsm

¹¹⁹ See PR 2305 (d)(1)(C)

¹²⁰ https://scag.ca.gov/sites/main/files/file-attachments/final_report_03_30_18.pdf

¹²¹ PR 2305 (d)(6)(B) allows extra WAIRE Points earned in any one compliance year to be transferred for use in any of the next three compliance years.

¹²² Trucks earning WAIRE Points were assumed to make 520 visits per year (10 per week), and travelled default distances of 39.9 miles per trip for class 8, and 14.2 miles per trip for all smaller trucks. Yard trucks were operated for 1,000 hrs/yr.

¹²³ As a simplifying assumption, the scenarios analyzed here include one half of a year's usage of equipment or vehicles in the year it was installed or acquired.

- 4) Mitigation fees were assumed paid to provide supplementary WAIRE Points if other prescribed actions within a scenario were not available or sufficient to satisfy the WPCO.

Table 14: Scenario Descriptions

#	Scenario Description	Notes
1	NZE Class 8 truck acquisitions and subsequent visits from those trucks	
2	NZE Class 8 truck acquisitions and subsequent visits from those trucks (early purchase)	One additional truck is acquired earlier than required, thus increasing WAIRE Points earned from truck visits in subsequent years.
3	NZE Class 8 truck acquisitions (funded by Carl Moyer program) and subsequent visits from those trucks	No WAIRE Points earned for truck acquisitions. Mitigation fees paid to earn WAIRE Points in first year of compliance.
4	NZE Class 8 truck visits from non-owned fleets	No WAIRE Points earned for truck acquisitions.
5	ZE Class 8 truck visits from non-owned fleets	No WAIRE Points earned for truck acquisitions. ZE Class 8 trucks are assumed to not be commercially available until late 2022. Mitigation fees paid to earn WAIRE Points until then.
6	Level 3 charger installations followed by ZE Class 6 & Class 8 truck acquisitions and subsequent visits from those trucks, using installed chargers	Chargers provide ~30,000 kWh/year per Class 6 truck, and ~90,000 kWh/yr per Class 8 truck. Class 8 trucks only acquired if 25 Class 6 trucks had been previously purchased for one warehouse.
7	Pay Mitigation Fee	
7a	Pay Mitigation Fee and account for NZE trucks visiting the facility incentivized from the WAIRE Mitigation Program	Incentivized trucks earn WAIRE Points and reduce mitigation fees paid.
8	NZE Class 6 truck acquisitions and subsequent visits from those trucks	
9	NZE Class 6 truck visits from non-owned fleets	No WAIRE Points earned for truck acquisitions.
10	ZE Class 6 truck visits from non-owned fleets	No WAIRE Points earned for truck acquisitions.
11	Rooftop solar panel installations and usage	Solar panel coverage limited to 50% of building square footage. Mitigation fees used to make up any shortfall in WAIRE Points.
12	Hydrogen station installations followed by ZE Class 8 truck acquisitions and subsequent visits from those trucks, using the hydrogen station	System installation in first year is followed by a truck acquisition. In subsequent years trucks are only acquired if needed to earn WAIRE Points.
13	ZE Class 2b-3 truck acquisitions and subsequent visits from those trucks	
14	ZE Class 2b-3 truck visits from non-owned fleets	
15	Filter System Installations	
16	Filter Purchases	
17	TRU plug installations and usage in cold storage facilities	Scenario is only applied to cold storage warehouses. Plugs limited to 1:10,000 sq. ft. of building space.
18	ZE Hostler Acquisitions and Usage	

Emission Reductions

The total potential emission reductions associated with PR 2305 and PR 316 from each scenario above are presented in and below.¹²⁴ The methods used to calculate the emission reductions are

¹²⁴ Appendix D includes a discussion of how 'SIP creditable' emission reductions can potentially be determined.

consistent with the baseline emissions inventory methodology described above, or with the WAIRE Menu Technical Report in Appendix B, as applicable.¹²⁵ Emission reductions from mitigation fees paid to earn WAIRE Points are assumed to achieve NOx emission reductions at \$100,000/ton in the year after the fee was paid (consistent with current criteria used for funding Class 8 NZE trucks). Although individual funded projects would vary in the amount of reductions and the duration over which the reductions occur, this simplified approach is sufficient to evaluate programmatic impacts of an ongoing WAIRE Mitigation Program. Emission reductions from the Mitigation Program would be lower than shown in these tables if a portion of the funding goes towards projects that facilitate emission reductions from other programs (such as ZE charging/fueling infrastructure). ~~Table 15: Total NOx Emission Reductions (tpd) for 19 Bounding Analysis Scenarios~~ ~~Table 16: Total Diesel PM Emission Reductions (tpd) for 19 Bounding Analysis Scenarios~~

As discussed in the Baseline Emissions Inventory section above, CARB regulations are expected to also reduce emissions from trucks going to PR 2305 warehouses. Tables ~~17-15~~ and ~~18-16~~ below show the ‘surplus’ emission reductions that would be expected for each scenario after taking into account emission reductions from CARB’s ACT, Low NOx Omnibus, and Heavy Duty I/M rules. As stated in the Air Quality Need section of Chapter 1, there is no requirement that the emission reductions from statewide rules will apply in the South Coast AQMD jurisdiction, and PR 2305 and PR 316 would ensure that higher emission reductions are actually achieved here, as demonstrated in Tables 15- and 16 .

Table 15: NOx Emission Reductions (tpd) for 19 Bounding Analysis Scenarios After Discounting Reductions from CARB Regulations

Scenario	2022	2023	2024	2025	2026	2027	2028	2029	2030	2031
1	0.5	1.0	1.9	2.6	2.9	3.0	3.0	3.0	3.0	2.9
2	0.7	1.2	2.1	2.8	3.1	3.2	3.2	3.2	3.1	3.1
3	0.5	3.6	3.0	3.4	3.6	3.6	3.6	3.5	3.5	3.5
4	1.0	1.5	2.5	2.8	2.9	2.8	2.6	2.4	2.1	1.8
5	0	5.1	2.3	2.6	2.7	2.6	2.4	2.2	1.9	1.6
6	0	0.1	0.5	0.9	1.2	1.4	1.5	1.5	1.5	1.4
7	0	3.7	8.8	15.0	17.6	18.9	19.3	19.6	20.0	20.3
7a	0	0.7	1.5	2.4	2.9	2.9	2.9	2.8	2.8	2.7
8	0.3	0.6	1.2	1.8	2.2	2.3	2.3	2.2	2.1	2.0
9	1.0	1.4	2.3	2.6	2.6	2.4	2.2	1.9	1.7	1.4
10	1.1	1.5	2.5	2.8	2.9	2.7	2.4	2.2	1.9	1.5
11	0.0	0.2	1.7	1.0	11.1	13.2	14.6	15.4	14.3	12.9
12	0.0	0.1	0.5	0.8	1.3	1.7	1.9	2.0	2.0	2.0
13	0.2	0.5	0.9	1.2	1.2	1.2	1.1	1.0	0.9	0.8
14	0.4	0.9	1.4	1.5	1.4	1.2	1.0	0.8	0.7	0.5
15	0	0	0	0	0	0	0	0	0	0
16	0	0	0	0	0	0	0	0	0	0

¹²⁵ The emission reductions calculated in this second draft staff report do not allow a separation of reductions before CARB’s ACT, HD I/M, and Low NOx Omnibus reductions as those regulations have now been integrated fully into the analysis. The only emission reductions shown in this draft fully account for those regulations.

17	0	0.02	0.1	0.2	0.3	0.3	0.3	0.2	0.2	0.1
18	0.0	0.04	0.1	0.1	0.1	0.1	0.1	0.1	0.1	0.1

Table 16: Diesel PM Emission Reductions (tpd) for 19 Bounding Analysis Scenarios After Discounting Reductions from CARB Regulations

Scenario	2022	2023	2024	2025	2026	2027	2028	2029	2030	2031
1	0.004	0.007	0.014	0.019	0.021	0.022	0.022	0.023	0.023	0.023
2	0.006	0.009	0.015	0.021	0.022	0.023	0.024	0.024	0.024	0.024
3	0.004	0.012	0.021	0.023	0.025	0.025	0.025	0.025	0.025	0.025
4	0.009	0.011	0.018	0.020	0.021	0.021	0.020	0.018	0.016	0.014
5	0	0.010	0.015	0.017	0.017	0.017	0.016	0.015	0.013	0.011
6	0	0.001	0.003	0.005	0.007	0.008	0.008	0.009	0.009	0.009
7	0	0.001	0.004	0.006	0.007	0.008	0.008	0.008	0.008	0.008
7a	0	0.005	0.011	0.017	0.021	0.021	0.021	0.021	0.021	0.021
8	0.023	0.008	0.013	0.015	0.015	0.014	0.013	0.012	0.011	0.009
9	0.023	0.008	0.013	0.015	0.015	0.014	0.013	0.012	0.011	0.009
10	0	0	0	0	0	0	0	0	0	0
11	0	0.001	0.003	0.005	0.008	0.012	0.013	0.014	0.014	0.014
12	0.001	0.005	0.010	0.014	0.016	0.017	0.017	0.017	0.017	0.017
13	0.004	0.010	0.016	0.018	0.018	0.017	0.016	0.015	0.013	0.011
14	0	0	0	0	0	0	0	0	0	0
15	0	0	0	0	0	0	0	0	0	0
16	0	0.001	0.004	0.005	0.005	0.004	0.003	0.002	0.001	0.000
17	0.000	0.001	0.002	0.003	0.003	0.003	0.003	0.003	0.003	0.003
18	0.023	0.008	0.013	0.015	0.015	0.014	0.013	0.012	0.011	0.009

WAIRE Program Compliance Costs

There are five types of compliance costs warehouse operators may experience with PR 2305 and PR 316 including: 1) costs to implement actions from the WAIRE Menu, 2) costs to develop and implement a Custom WAIRE Plan, 3) optional mitigation fees, 4) administrative fees pursuant to PR 316, and 5) costs associated with reporting and recordkeeping. ~~The analysis presented here is a preliminary draft, and staff anticipates continuing to work on these estimates.~~ Costs can be analyzed in a number of ways with a rule that includes as many options as PR 2305. One approach is to calculate costs using the scenario analysis presented above. A discussion of cost estimates with this approach is below. Because of the variability in emissions estimates and cost estimates in the extreme bounding analyses presented in the scenarios, cost effectiveness calculations may appear different than typical rules and regulations that have less flexibility than PR 2305. Although the bounding analysis scenarios presented are not expected to occur, the analytic approach provides a sound methodology to estimate average costs for any warehouse operator who chooses a scenario approach, both in terms of dollars per square foot of warehouse, as well as cost effectiveness (dollars per ton NOx reduced).

Scenario Cost Analysis

~~Preliminary~~ Expected costs resulting from each of the 19 bounding compliance scenarios are discussed below. The majority of expected costs result from the capital cost associated with the

estimated number of equipment acquisitions (ZE and NZE trucks, solar panels, charger installations, etc.) and the operating and maintenance (O&M) costs associated with usage of the equipment (fuel and electricity consumption, truck maintenance, etc.) in each scenario. This analysis attempts to isolate and attribute capital and O&M costs for only the equipment incremental to current CARB regulations such as CARB's ACT and Low NOx Omnibus regulations.

~~Table 20: Total Cost Summary of Each Compliance Scenario (2022-2031) After Accounting for CARB's ACT and Low NOx Omnibus Regulations~~ Table 20_-at the end of this preliminary analysis shows discounted total costs over a ten-year compliance time horizon (2022 – 2031). The costs shown in this analysis are in 2018 dollars and have not been discounted to account for the time value of money. Unless specified otherwise in the discussion here, incremental capital and O&M cost estimates are based on the analysis in the WAIRE Menu Technical Report in Appendix B, and the references contained therein.

To facilitate the discussion of the cost calculations, scenarios are grouped based on their compliance strategy. The groupings are comprised of (1) mitigation fees only; (2) truck acquisition and associated visits; (3) truck visits from non-owned fleets; (4) equipment acquisition and associated usage, and; (5) equipment/truck acquisition and associated usage/visits.

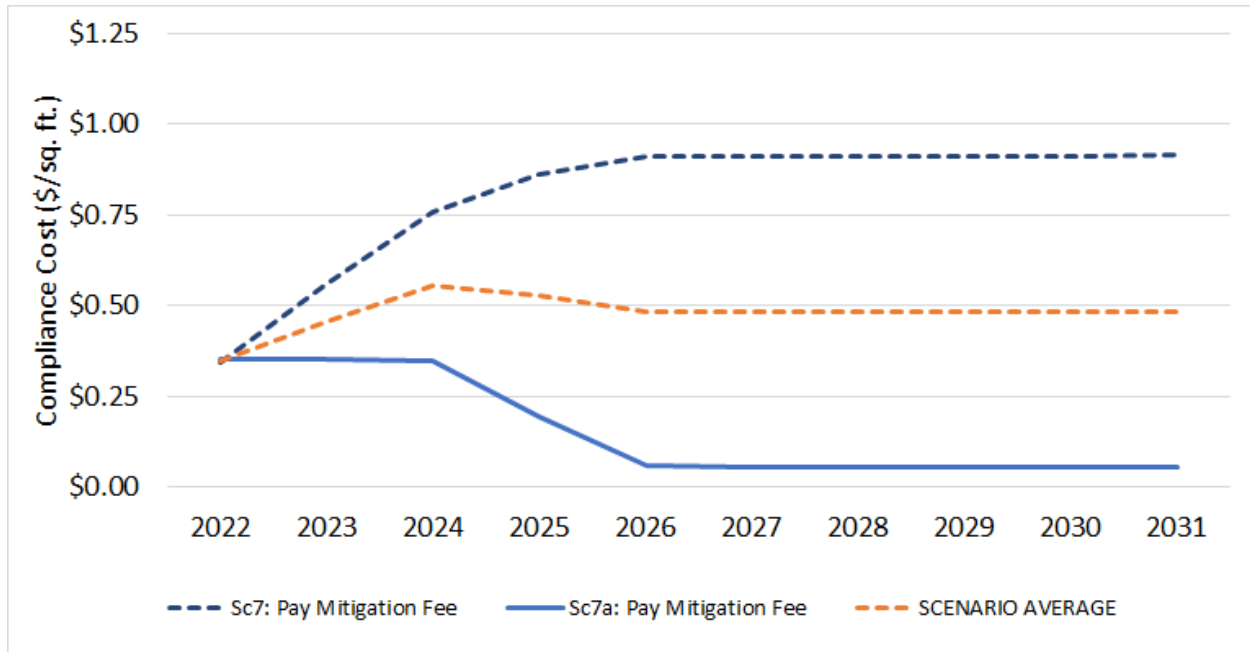
Mitigation Fees Only - Scenario 7 and 7a

The cost calculation for Scenario 7: Pay Mitigation Fee is straightforward. In lieu of earning WAIRE Points from equipment acquisitions and usage, all facilities choose to pay a fee of \$1,000 for each WAIRE Point in their WPCO attributed to their facility in every year of compliance. The total cost associated with the mitigation fee presented here does not reflect earning any Points from any other actions, such as truck acquisitions and visits resulting from CARB's ACT regulation, and should be considered a conservative high-end estimate. It is likely trucks purchased and used due to CARB's ACT regulation will be used to earn WAIRE Points to reduce the total amount of mitigation fees collected.¹¹⁵ This scenario also conservatively does not include any Points that might be earned from any trucks that are incentivized through the WAIRE Mitigation Program. Including these assumptions would significantly lower the cost, and the potential emission reductions from this scenario. This scenario is presented in all of the summary charts below as a point of comparison.

Scenario 7a assumes that facilities pay the mitigation fee and also actively track NZE truck visits from trucks funded by the mitigation fees. Facilities earn Points from visits from trucks purchased with collected mitigation fee funds. These points help to reduce a facilities' future year compliance obligation that would have otherwise been met through mitigation fee payments.

Figure 14 below presents total costs in each compliance year (2022 – 2031) for each mitigation fee scenario in dollars per square foot.

Figure 14: Potential Bounding Analysis Costs from Mitigation Fee Scenarios



Truck Acquisition and Associated Visits - Scenarios 1, 2, 3, 8, 13, and 18

Each scenario in this compliance strategy grouping relies on earning Points through purchase of clean trucks (NZE Class 8, NZE Class 6, ZE Class 2b-3, and ZE hostlers) and their subsequent usage (i.e. visits to the warehouse facility). Only those vehicle purchases and visits incremental to existing CARB regulations are considered.

~~Figure 15: Potential Bounding Analysis Costs from Truck Acquisition and Subsequent Usage Scenarios~~ Figure 15 below presents total costs (truck acquisition and usage) in each compliance year (2022 – 2031) for each scenario in dollars per square foot.

Figure 15: Potential Bounding Analysis Costs from Truck Acquisition and Subsequent Usage Scenarios

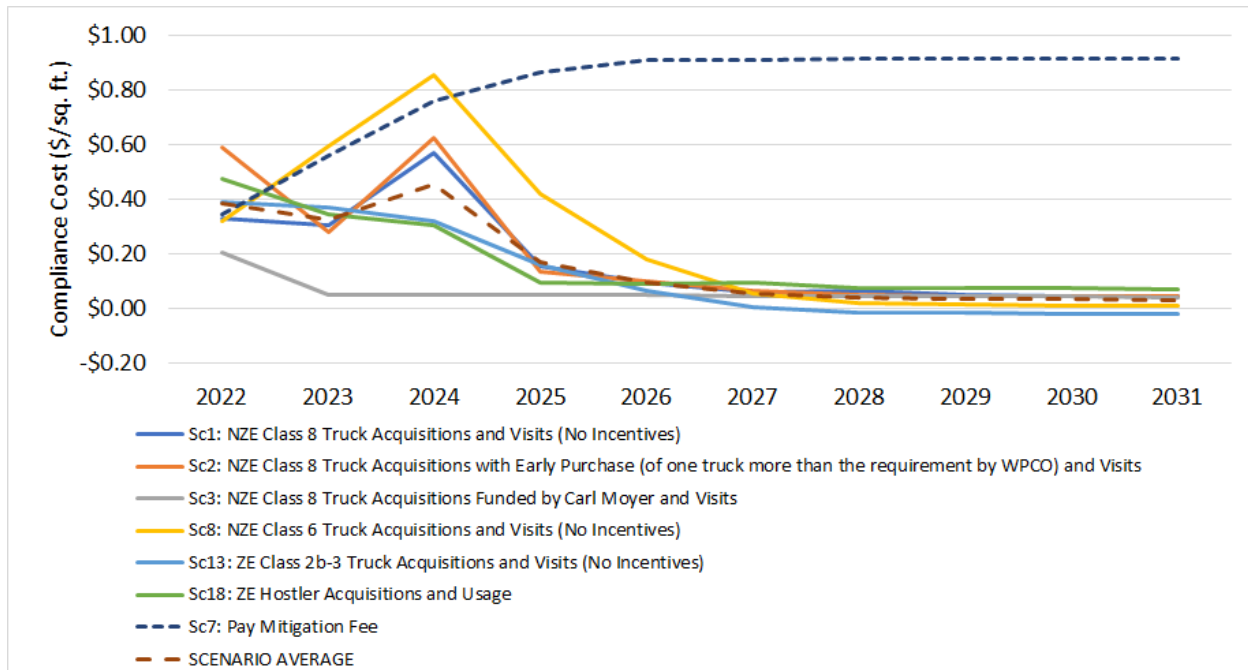


Table 17 below presents capital costs of Diesel and NZE trucks. These costs are assumed to remain constant across the entire compliance period.^{126,127} Per unit incremental costs of NZE Class 8 and Class 6 trucks are assumed to be \$65,000 and \$30,000, respectively. These costs are inclusive of state sales and federal excise taxes and based on analysis documented in the WAIRE Menu Technical Report and the references cited therein.

Capital costs of battery-electric ZE trucks are expected to decrease over time as a result of decreased battery costs. Projected capital costs over time for each ZE vehicle class can be found in Table 18: ~~Capital Cost by ZE Truck Class and Year~~ Table 18 below.^{128,129,130} The incremental acquisition cost is set equal to the difference between the capital cost of each ZE truck and it's

¹²⁶ Capital costs for diesel trucks can be found in Table C-6 of the CARB ACT Appendix C-1 – SRIA submitted to DoF: <https://ww3.arb.ca.gov/regact/2019/act2019/appc.pdf>

¹²⁷ Capital costs for NZE Class 8 trucks can be found in Table 31 of the 2018 Feasibility Assessment for Drayage Trucks: <https://cleanairactionplan.org/documents/final-drayage-truck-feasibility-assessment.pdf/>. Class 6 capital costs were calculated by taking the ratio of capital costs for NZE Class 6 and 8 trucks found in the WAIRE Menu.

¹²⁸ Capital costs for each ZE truck class (2b-3, 6, 8) for model years 2024-2030 are taken from CARB's ACT Appendix C-1 – SRIA as submitted to DoF (Table C-7): <https://ww3.arb.ca.gov/regact/2019/act2019/appc.pdf>.

¹²⁹ To fill in missing years (2022, 2023), ZE capital costs were linearized between 2018 and 2024. 2031 costs assumed to be equal to 2030.

¹³⁰ ZE Hostler capital cost projections are not available for future years. Staff applied a yearly cost multiplier based on ZE Class 2b-3 capital costs to the incremental cost of ZE Hostlers included in the WAIRE Menu. A cost multiplier is generated by taking ratio of difference in capital cost in each year (2022 -2031) to the difference in capital costs in year 1 (2022).

diesel equivalent. An 8% sales tax is also applied to each ZE truck acquisition and a 12% federal excise tax is applied to all ZE Class 8 acquisitions.

When the number of truck purchases in any compliance year for a given scenario falls below the expected number of truck purchases in CARB's EMFAC 2017 projections for that year, the incremental acquisition cost for each truck class and fuel type is used. However, if the number of truck purchases in a scenario exceeds EMFAC 2017 projections, the full capital cost associated with each truck type is used for those trucks above projections. No financing costs have been included in this analysis.

Scenario 3 assumes all trucks purchased are subsidized by Carl Moyer incentive funds and no WAIRE Points (or costs) are attributed to warehouse operators for these vehicle purchases. Because no Points are earned for NZE Class 8 truck acquisitions in Scenario 3, it is necessary for facilities to pay a mitigation fee for the additional WAIRE Points needed for compliance in each calendar year (2022 – 2031) in which visits from Moyer-funded trucks are not sufficient to meet the WPCO.

Table 17: Capital Costs for Diesel and NZE Truck Acquisitions

Vehicle Class	Diesel	NZE
Class 2b-3	\$50,000	N/A
Class 6	\$85,000	\$115,000
Class 8	\$130,000	\$195,000

Note: Capital costs for diesel trucks listed here are pre-tax.

NZE capital costs include sales taxes (Class 8 and Class 6) and federal excise taxes (Class 8 only).

Table 18: Capital Cost by ZE Truck Class and Year

Year	ZE Class 8	ZE Class 6	ZE Class 2b-3
2022	\$292,544	\$155,055	\$71,920
2023	\$246,948	\$143,904	\$68,318
2024	\$201,351	\$133,554	\$64,896
2025	\$194,134	\$128,321	\$63,635
2026	\$188,312	\$124,112	\$62,599
2027	\$183,371	\$120,563	\$61,684
2028	\$178,870	\$117,345	\$60,829
2029	\$174,809	\$114,456	\$60,035
2030	\$170,748	\$111,568	\$59,241
2031	\$170,748	\$111,568	\$59,241

Note: Capital costs for all ZE trucks listed here are pre-tax

Costs associated with the use/visits of facility-owned NZE and ZE trucks is done on a per-mile basis. Per-mile usage costs resulting from fuel consumption and other costs (including maintenance, fees, insurance, and mid-life costs) were calculated for all truck classes and fuel types and then multiplied by the expected VMT in each compliance year for each scenario.^{131,132,133} A breakdown of total usage costs for each truck class and fuel type can be found in Table 19 below. Per-mile usage costs (not considering capital costs) of Class 6 and 8 NZE trucks is slightly lower than diesel, and results in a modest net savings to facilities. Per-mile usage costs of Class 2b-3, 6, and 8 ZE trucks is significantly lower than diesel and results in a net savings to facilities. Additionally, for Scenario 18, the incremental cost associated with ZE hostler/yard truck usage is taken from the WAIRE Menu Technical Report in Appendix B (\$6,250/1000 hours), and the references therein.

Table 19: Annual Operating and Maintenance Costs by Vehicle Class and Fuel Type (in 2018 Dollars)

Vehicle Class	Fuel Type	Total Annual Fuel Cost	Total Annual Other Cost	Total Annual Miles	\$/mile
Class 8	Diesel	\$34,231	\$15,306	54000	\$0.92
	ZE	\$13,125	\$16,361	42000	\$0.70
	NZE	\$30,918	\$16,841	54000	\$0.88
Class 6	Diesel	\$12,130	\$7,844	24000	\$0.83
	ZE	\$3,923	\$7,238	24000	\$0.47
	NZE	\$9,219	\$8,525	24000	\$0.74
Class 2b-3	Diesel	\$2,418	\$4,221	15000	\$0.44
	ZE	\$1,508	\$3,843	15000	\$0.36

Truck Visits from Non-owned Fleets - Scenarios 4, 5, 9, 10, and 14

Scenarios associated with this compliance strategy grouping earn WAIRE Points solely from visits to their facilities from non-owned NZE or ZE trucks. Costs for these scenarios only include visits above and beyond those resulting from existing CARB regulations. To calculate expected costs due to PR 2305, the incremental cost associated with each visit by truck class and fuel type was calculated based on the total cost of ownership (TCO) and multiplied by the number of visits by non-owned trucks necessary to comply in all compliance years.

¹³¹ Data on maintenance costs, mid-life costs, fuel cost and fuel economy for diesel, ZE and NZE trucks is taken from the WAIRE Menu Technical Report in Appendix B.

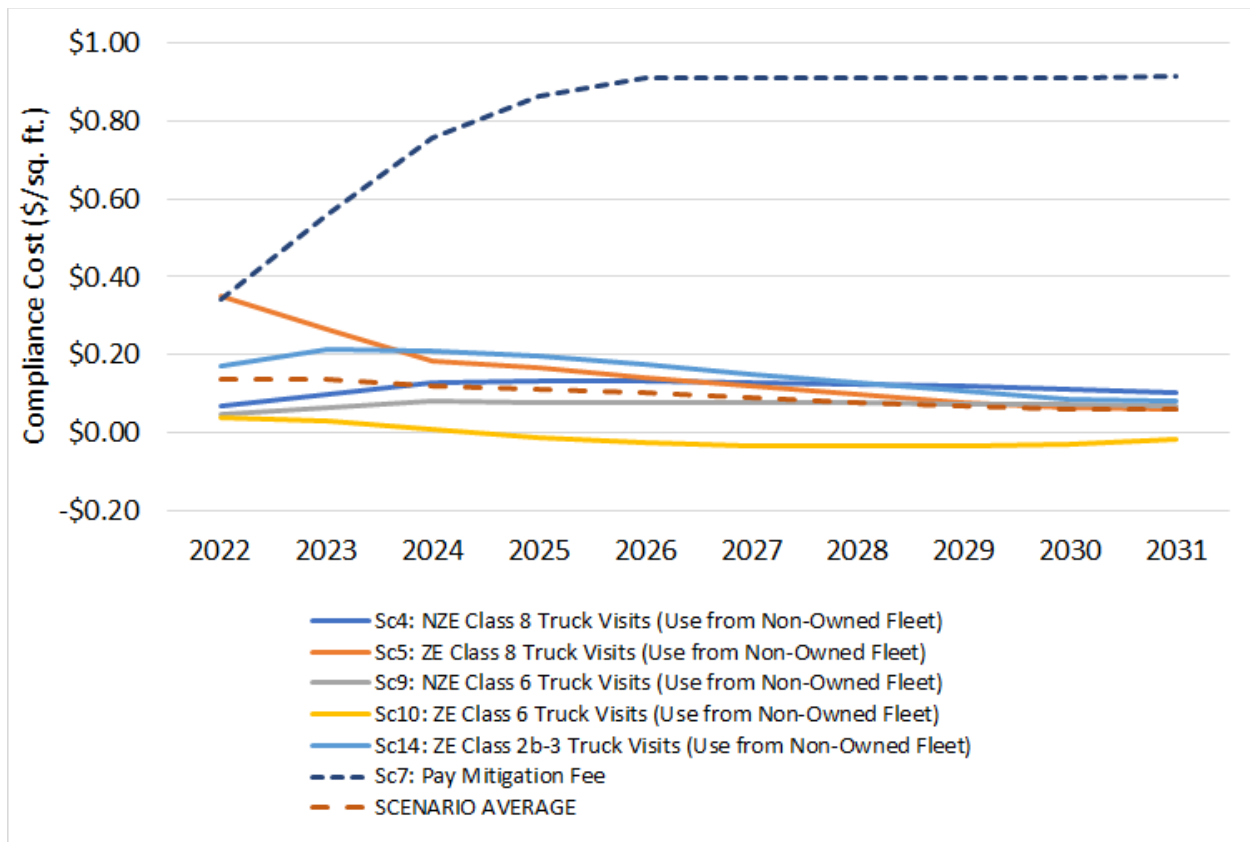
¹³² Vehicle fees for all ZE and diesel truck classes are taken from CARB's ACT Total Cost of Ownership document: <https://ww3.arb.ca.gov/regact/2019/act2019/apph.pdf>. Fees for NZE trucks are assumed to be the same as diesel trucks.

¹³³ Annual insurance costs assumed to be equal to 3% of vehicle value. Vehicle value assumed to decrease by 10% in years 2-8 and an additional 5% in years 9-11. The average annual cost is included in the per mile cost analysis.

A TCO analysis was performed for each truck class and fuel type for each compliance year using the assumed acquisition and usage costs described above. A 4% financing rate was used over a five-year financing period. A 12-year useful life is assumed for all trucks and a 4% discount rate was used to discount all costs in years beyond 2022. The TCO for all diesel and NZE trucks is constant over the compliance period and does not vary based on the year purchased. Because capital costs for ZE trucks are assumed to decline over time, the TCO does vary by purchase year. For a more detailed discussion of the TCO analysis, please see the Compliance Costs section of the PR2305 Draft Socioeconomic Impact Assessment dated April 2021.

The analysis for scenarios 9 and 10 indicates that if all warehouse operators only complied using ZE or NZE Class 6 trucks as a bounding analysis, that the total VMT associated with WAIRE Points could exceed the VMT from these Class 6 trucks in EMFAC. To account for the shortfall in this bounding analysis, the analysis does not include WAIRE Points beyond existing VMT in EMFAC, and assumes that warehouse operators earn the remaining WAIRE Points necessary for compliance by paying the mitigation fee. ~~Figure 16: Potential Bounding Analysis Costs from Truck Visits from a Non-owned Fleet~~ Figure 16 below presents total costs, including non-owned truck visits and the mitigation fee (Scenario 5 only), in each compliance year (2022 – 2031) for each scenario in \$/sq. ft.

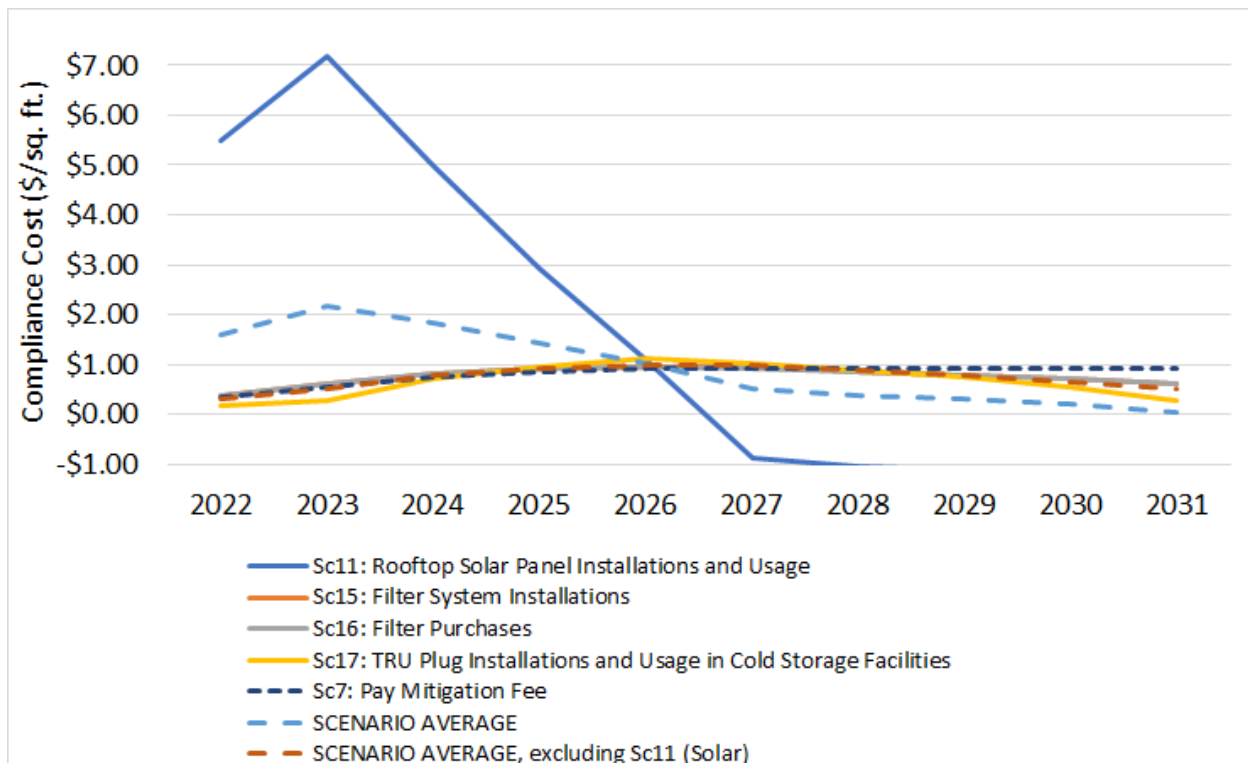
Figure 16: Potential Bounding Analysis Costs from Truck Visits from a Non-owned Fleet



Equipment Acquisition and Associated Usage - Scenarios 11, 15, 16, and 17

Facilities in these scenarios meet their WAIRE Point obligation by acquiring and using clean technologies, such as solar panels (Scenario 11), filter systems (Scenario 15), filters only (Scenario 16), and TRU plugs (Scenario 17). Costs associated with the acquisition and usage of these technologies, as well as construction and permitting costs for TRU plug installs are listed in the WAIRE Menu Technical Report in Appendix B. Usage of installed solar panels results in a cost savings equal to the assumed electricity price of \$0.17 per kWh. TRU costs were only applied to cold storage warehouses. Construction and permitting costs associated with TRU plug installations have been included. For Scenario 11 and Scenario 17 only, it is necessary for facilities to pay a mitigation fee for the additional WAIRE Points needed for compliance in each calendar years 2023⁴ – 2031. Figure 17: ~~Potential Bounding Analysis Costs from Non-truck Equipment and Associated Usage~~ Figure 17 presents total costs in each compliance year (2022 – 2031) for Scenarios 11, 15, 16, and 17 in \$/sq. ft.

Figure 17: Potential Bounding Analysis Costs from Non-truck Equipment and Associated Usage



Equipment/Truck Acquisition and Associated Usage/Visits - Scenarios 6 and 12

Scenarios 6 and 12 assume facilities use both ZE truck and charging/fueling infrastructure acquisitions and their associated usage to earn WAIRE Points. Scenario 6 combines Level 3 charger installations with Class 6 and 8 ZE truck purchases. Scenario 12 combines hydrogen station installations and Class 8 ZE truck purchases. Incremental acquisition costs for Class 6 and 8 ZE trucks can be found in Table 18. Level 3 charger and hydrogen station installation and usage

costs are also listed in the WAIRE Menu Technical Report in Appendix B, along with construction and permitting costs for charger installation projects. To avoid double-counting, no costs are accumulated for charger usage as electricity costs are already accounted for in the per-mile usage costs for Class 6 and 8 ZE trucks. This analysis also assumes hydrogen costs decline over time from roughly \$9.75/kg per in 2020 to \$6.20/kg in 2031.¹³⁴ Figure 18: Potential Bounding Analysis Costs from Equipment Acquisition (Truck and Non-Truck) and Associated Visits/Usage Figure 18 below presents total costs for both scenarios in each compliance year (2022 – 2031) in \$/sq. ft.

Figure 18: Potential Bounding Analysis Costs from Equipment Acquisition (Truck and Non-Truck) and Associated Visits/Usage

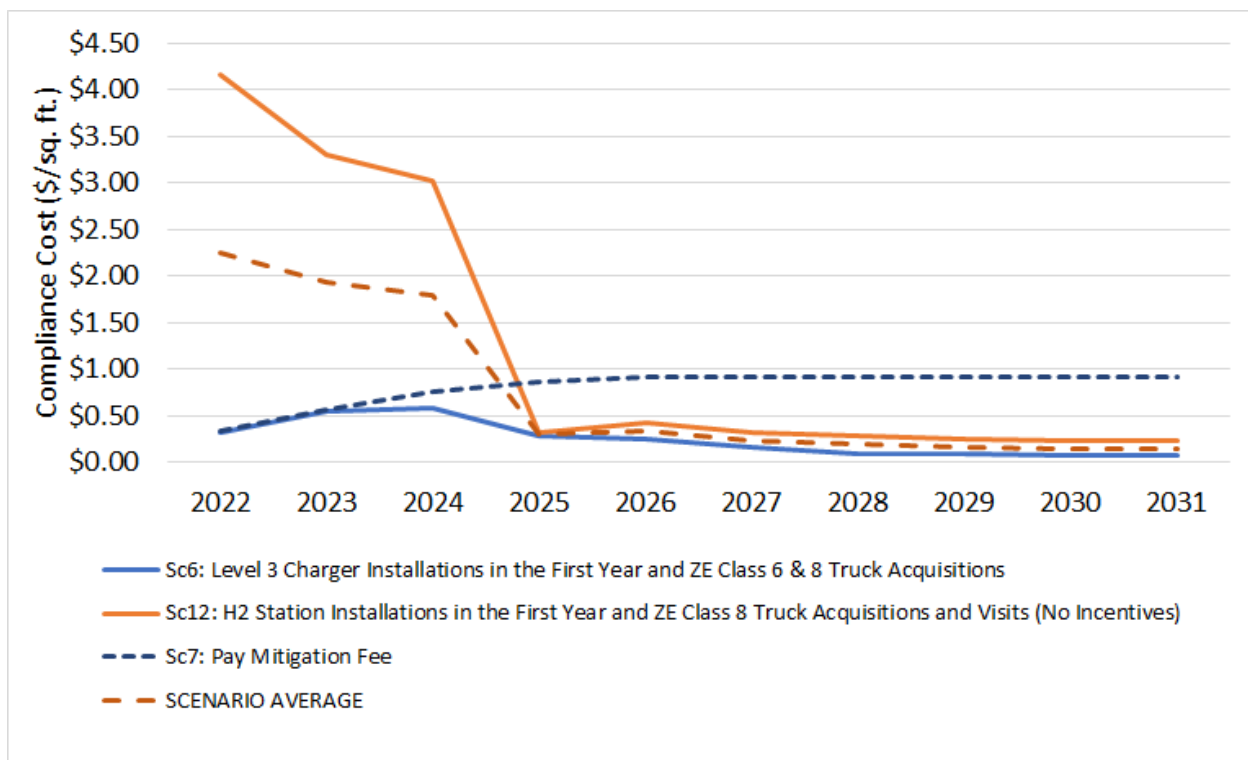


Table 20 below shows a cost summary for each compliance scenario including net present value (assuming 1% discount rate), average annual cost, and a weighted average annual cost per square foot of warehouse space after taking into account equipment acquisition from CARB’s ACT, Low NOx Omnibus. The total costs presented here are inclusive of all administrative costs and fees related to compliance. These administrative costs are explained in more detail in the next section of this report.

¹³⁴ Hydrogen cost projections can be found in CARB ACT Appendix C-1 – SRIA submitted to DoF (Figure C-5): <https://ww3.arb.ca.gov/regact/2019/act2019/appc.pdf>

The costs presented here are default calculations broadly applicable to the industry, however individual warehouse operators may identify different specific costs for their operations. Warehouse operators are assumed to gravitate towards the lowest cost options for their specific situations. As such, the maximum cost that warehouse operators would be expected to incur is about \$0.83/sq. ft./yr. resulting from the mitigation fee-only scenario. However, based on the cost analysis, it is likely that in most situations warehouse operators will identify substantially cheaper options that work within their operations.

Table 20: Total Cost Summary of Each Compliance Scenario (2022-2031) After Accounting for CARB's ACT and Low NOx Omnibus Regulations

	Equipment	Discounted Total Costs - NPV (1%) (in millions)	Discounted Total Costs - NPV (4%) (in millions)	Average Annual Cost (in millions)	Average Annual Cost (\$/sq. ft)
Sc1	NZE Class 8	\$1,225.7	\$1,102.6	\$127.2	\$0.16
Sc2	NZE Class 8	\$1,345.1	\$1,219.9	\$139.2	\$0.17
Sc3	NZE Class 8	\$430.2	\$374.4	\$45.2	\$0.06
Sc4	NZE Class 8	\$887.4	\$749.5	\$94.1	\$0.12
Sc5	ZE Class 8	\$1,067.2	\$941.8	\$111.5	\$0.14
Sc6	ZE Class 6 & 8	\$1,799.3	\$1,603.8	\$187.3	\$0.23
Sc7	Mitigation Fee	\$6,298.0	\$5,264.0	\$670.2	\$0.83
Sc7a	Mitigation Fee	\$1,097.7	\$985.5	\$114.0	\$0.14
Sc8	NZE Class 6	\$1,785.0	\$1,627.1	\$184.3	\$0.23
Sc9	NZE Class 6	\$553.6	\$467.6	\$58.7	\$0.07
Sc10	ZE Class 6	-\$114.9	-\$87.3	-\$12.6	-\$0.02
Sc11	Solar	\$9,796.9	\$9,712.2	\$979.0	\$1.21
Sc12	ZE Class 8	\$8,117.5	\$7,445.5	\$836.7	\$1.04
Sc13	ZE Class 2b-3	\$803.2	\$752.8	\$82.1	\$0.10
Sc14	ZE Class 2b-3	\$1,128.8	\$978.3	\$118.7	\$0.15
Sc15	Filter System	\$5,985.7	\$5,056.7	\$634.7	\$0.79
Sc16	Filter	\$5,862.9	\$4,953.4	\$621.6	\$0.77
Sc17	TRU	\$54.2	\$45.8	\$5.7	\$0.70
Sc18	Yard Trucks	\$1,152.6	\$1,028.7	\$120.0	\$0.15

WAIRE Program Administrative Costs

PR 316 Estimated Costs

PR 316 details the administrative fees that PR 2305 regulated entities must pay to fund South Coast AQMD compliance activities for PR 2305. The total annual cost for South Coast AQMD to administer and enforce the WAIRE Program was determined as a function of the fully burdened hourly rates for staff multiplied by the total staff time required to process the three types of reports required by PR 2305, including the Warehouse Operations Notification, Initial Site Information Report, and the Annual WAIRE Report – and all the associated auditing and enforcement activities for the WAIRE Program. In addition, reporting would be conducted through a new web portal, which includes an estimated \$25,000 annually to maintain. Warehouse Operations Notifications require significantly less information than the other two reports

There are 3,320 warehouse owners expected to initially submit a Warehouse Operations Notification, and about 4,000 initial warehouse operators across 2,902 warehouses that are expected to submit an Initial Site Information Report and Annual WAIRE Report during their first year that they would need to earn WAIRE Points. As described in Appendix C, an estimated 515 warehouse owners are operators who would need to submit a one-time Initial Site Information Report and Annual WAIRE Reports thereafter. The remaining warehouses are assumed to get a new operator every five years. Table 21 below shows how many reports are expected every year through 2031, including accounting for continued growth in the warehousing industry.

Table 21: Number of Reports Submitted by PR 2305 Warehouses Each Year

Year	Warehouse Operations Notification	Initial Site Information Report	Annual WAIRE Report
2021	3,320	0	0
2022	561	1,333	1,333
2023	561	1,894	2,695
2024	561	1,894	4,073
2025	578	578	4,120
2026	584	584	4,167
2027	591	591	4,214
2028	598	598	4,261
2029	604	604	4,308
2030	611	611	4,355
2031	617	617	4,402

Table 22 below shows the estimated average level of effort, burdened rates for staff, and costs for each report.

Table 22: PR 316 Fee Evaluation

Staff	Burdened Hourly Rate	Warehouse Operations Notification	Initial Site Information Report	Annual WAIRE Report
Planning & Rules Manager	\$141.29	0.05 hrs	0.1 hrs	0.2 hrs
Program Supervisor	\$126.57	0.05 hrs	0.2 hrs	0.6 hrs
Air Quality Specialist	\$110.28	0.1 hrs	1.0 hrs	1.75 hrs
Air Quality Inspector II	\$94.78	0 hrs	0.5 hrs	1.25 hrs
<i>Staff Cost per Report</i>		<i>\$24.42</i>	<i>\$135.59</i>	<i>\$387.41</i>
<i>Web Portal Cost per Report</i>		<i>\$5.09</i>	<i>\$5.09</i>	<i>\$5.09</i>
<i>Total Cost per Report¹³⁵</i>		<i>\$29.51</i>	<i>\$140.68</i>	<i>\$392.50</i>

Finally, Custom WAIRE Plan Application Evaluations will be assessed on a level of effort basis. A fee of \$161.25 will be assessed for every hour of review, consistent with plan review fees for other South Coast AQMD programs.¹³⁶ Reviews are expected to require multiple hours of staff time, and an initial fee will be assessed when the application is submitted equal to five hours of review (\$806.25). If review requires less than five hours, then a refund will be provided to the applicant.

Warehouse Operator Administrative Costs

Warehouse operators are expected to experience administrative costs associated with recordkeeping and reporting for PR 2305.¹³⁷ There are three main administrative costs that operators required to earn WAIRE Points will experience: reporting costs, total truck count costs, and NZE/ZE truck recording. The reporting associated with Initial Site Information Reports and Annual WAIRE Reports is expected to be similar to the kind of reporting required in CARB's ACT regulation, specifically for large entity reporting, and is estimated to be no more than 25 hours of work totaling \$1,250 per year.¹³⁸

The total truck count costs are associated with counting all truck trips to/from a warehouse in order to determine the WPCO. A variety of different methods exist to count trucks, such as security cameras that include a log of vehicles that pass the camera, in-road sensors which can count truck trips and identify the number of axles per truck, the use of an onsite personnel to check in all vehicles that enter, telematics systems, etc. Warehouse operators may already have measures in place for security and tracking purposes and would not experience additional costs from PR 2305 for installing new systems. To estimate administrative costs for this activity, the video recording method described in the WAIRE Implementation Guidelines is used as a default. This method allows a warehouse operator to record 24 hours of continuous video at each of their truck gates (assume an average of two per facility) one weekday and one weekend day per month that represent

¹³⁵ Similar to other South Coast AQMD fees in Regulation III, costs are expected to increase through time, consistent with the Consumer Price Index including for increased staff costs and overhead costs from inflation. All fees in PR 316 will therefore be adjusted periodically consistent with all other Regulation III fees pursuant to Rule 320.

¹³⁶ Rule 306(d)

¹³⁷ Engineering costs to implement specific WAIRE Menu actions (such as for charging infrastructure) have already been included in the compliance cost estimates above.

¹³⁸ <https://ww3.arb.ca.gov/regact/2019/act2019/isor.pdf>

a peak period during the respective days of the week. Onsite personnel could then review the video (using standard video tools on already available desktop computers, cell phones etc.), sped up so as to reduce the time needed to view, and then count truck trips over that time period. These video counts could then be applied to the rest of the days in that month to come up with the total truck traffic expected at the site. The time needed to do this work is estimated at 144 person-hours per year (48 hrs/month * 2 truck gates * 12 months/year, with video sped up between 8X-10X speed). This low technology solution to counting trucks could result in staff costs of about \$7,200 per year, however cheaper options may be used too as long as representative and verifiable methods are used.

If a warehouse operator chose to track NZE or ZE trucks that visited their facility in order to earn WAIRE Points, there are several potential methods available. If the trucks are owned by the warehouse operator, then delivery schedules or other paper records may suffice. Other methods could include telematics systems, automated license plate reader systems, contract data with trucking companies (if the operator contracts with a trucking company). This information may need to be supplemented with records that document that the truck used to earn WAIRE Points is an actual ZE or NZE truck. The simplest method could include truck driver check-ins where truckers could fill out a simple form that provides basic information about their truck, including license plate number, vehicle identification number, model year, weight rating (or class), fuel type, and trucking company name and contact information. This basic information could be compiled by onsite personnel and used as verification that a ZE or NZE truck visited the site. Supplementary information could also be kept if the operator chose to, such as photos or videos of the truck onsite. The number of ZE/NZE trucks visiting a site will vary, but a 250,000 square foot warehouse with an average truck trip rate would have about 42 Class 8 trucks visiting per day. Only five of these trucks per day would need to be NZE in order to meet that operator's WPCO at the proposed stringency of 0.0025. Onsite personnel could compile this info every week (one hour of effort) and use these records to demonstrate that they have met their WPCO. This type of reporting is expected to result in about \$2,600 in administrative costs. Other WAIRE Menu options are not expected to exceed the administrative costs listed here.

The socioeconomic impacts from administrative costs, PR 316 fees, and WAIRE Points costs are included in the Draft Socioeconomic Impact Assessment. Additional analysis of PR 2305 costs is also included below.

FEASIBILITY

The potential feasibility of PR 2305 and PR 316 have been evaluated using a variety of approaches. Staff considered the technical, economic, and market feasibility as described below. Many technical assessment studies have been conducted on NZE and ZE technologies that may be used to comply with PR 2305. These studies are referenced in the WAIRE Menu Technical Report in Appendix B. Additional information on technical feasibility was also obtained from industry sources who have used technologies in commercial service at warehouses, and results from South Coast AQMD funded projects.¹³⁹ The technical feasibility of some WAIRE Menu actions are not

¹³⁹ Examples: <http://www.aqmd.gov/docs/default-source/technology-research/clean-fuels-program/clean-fuels-advisory-agenda---september-17-2020.pdf>, <http://www.aqmd.gov/docs/default-source/technology-research/annual-reports-and-plan-updates/2019-annual-report-2020-plan-update.pdf>

considered technically feasible today (e.g., ZE Class 8 trucks), however they are expected to become commercialized in the next two years and are therefore included as a compliance option. While this one menu option is just beginning to be commercialized, most other WAIRE Menu are commercially available today, including NZE trucks (which have been available for years), smaller ZE trucks, ZE yard trucks, solar panels, charging/fueling infrastructure, and filtration systems.

Economic impacts are considered in more detail in the socioeconomic impact analysis report, however some preliminary analysis is included here. First, the proposed rule may impose annual average costs between about \$0-\$12.6 million per year and \$670 million per year,¹⁴⁰ which translates to a range of about -\$0.02 per sq. ft. to \$0.83 per sq. ft.

There are two points of comparison that illustrate the impact PR 2305 may have on industry. First, there are about \$500 billion worth of goods that flow through the SCAG region every year, with the vast majority flowing through the import and export points in the South Coast AQMD region.¹⁴¹ If only 31% of imported containerized goods at the ports of LA/LB go directly to rail, the majority of the remainder likely flows through the largest warehouses. The warehouses subject to PR 2305 include about 750 million sq. ft. of space, out of a total of about 1.2 billion sq. ft. of warehousing space in the entire SCAG region (all building sizes), or about 63%.¹⁴² Because PR 2305 warehouses include the largest facilities, an even greater fraction of goods is expected to flow through these warehouses with smaller warehouses sending or receiving goods from the larger facilities. At the low end, it is possible to estimate that the total value of goods flowing through PR 2305 warehouses is at least \$217 billion.¹⁴³ Using the ~\$670 million annual cost from the mitigation fee-only scenario (Scenario 7) as a proxy for the highest costs that could be imposed by PR 2305 at the proposed stringency, at the high end PR 2305 and PR 316 could therefore add ~0.3% to the total cost of goods handled by warehouses. The much lower cost example of a mitigation fee scenario (Scenario 7a) shows that total costs may be as low as \$114 million per year, which would be <0.05% of the total cost of goods handled by warehouses.

The potential cost effectiveness of PR 2305 is difficult to determine with the wide variety of options available for compliance. PR 2305 aims to reduce regional NOx emissions, as well as local emissions of diesel PM (to reduce regional PM and local toxics emissions), and local exposures to air pollution. Traditional cost effectiveness approaches are therefore not comparable to other programs focused solely on regional pollutant emission reductions that simply divide total cost by NOx emission reductions, or toxics rules that do not calculate cost effectiveness. Nevertheless, Table 23 below shows a cost-effectiveness in dollars per ton of NOx reduced after accounting for CARB's ACT, HD I/M, and Low NOx Omnibus regulations (using Table 20 and Table 15). These estimates are expected to be conservative because they don't account for all incentive programs that could help offset costs (e.g., Low Carbon Fuel Standard) and they only show a 10-year period (less than the useful life of a truck) of costs and

¹⁴⁰ The high end cost is set equal to the mitigation fee-only scenario.

¹⁴¹ https://scag.ca.gov/sites/main/files/file-attachments/0903fconnectsocial_goods-movement.pdf

¹⁴² Ibid.

¹⁴³ \$500 billion * 69% (non-rail) * 63% (PR 2305 whse sq. ft./SCAG whse sq. ft.) = \$217 billion

emission reductions. As shown in Figures 16 through 18, costs are much lower in later years, and emission reductions are expected to continue past 2031.

Table 23: Preliminary Estimates of Cost Effectiveness for Regional NOx Reductions After Considering CARB ACT, HD I/M, and Low NOx Omnibus Regulations

	Equipment	Total Nox Reductions (tons)	Discounted Total Cost - NPV (1%) (millions)	Discounted Total Cost - NPV (4%) (millions)	Cost-Effectiveness (1%)	Cost-Effectiveness (4%)
Sc1	NZE Class 8	8,609	\$1,226	\$1,103	\$142,371	\$128,075
Sc2	NZE Class 8	9,353	\$1,345	\$1,220	\$143,808	\$130,420
Sc3	NZE Class 8	11,623	\$430	\$374	\$37,015	\$32,213
Sc4	NZE Class 8	8,178	\$887	\$750	\$108,507	\$91,649
Sc5	ZE Class 8	8,502	\$1,067	\$942	\$125,534	\$110,781
Sc6	ZE Class 6&8	3,702	\$1,799	\$1,604	\$485,970	\$433,179
Sc7	Mitigation Fee	52,270	\$6,298	\$5,264	\$120,490	\$100,708
Sc7a	Mitigation Fee	7,880	\$1,098	\$985	\$139,309	\$125,068
Sc8	NZE Class 6	6,211	\$1,785	\$1,627	\$287,406	\$261,983
Sc9	NZE Class 6	7,075	\$554	\$468	\$78,256	\$66,088
Sc10	ZE Class 6	7,879	-\$115	-\$87	-\$14,581	-\$11,078
Sc11	Solar	30,824	\$9,797	\$9,712	\$317,834	\$315,086
Sc12	ZE Class 8	4,509	\$8,118	\$7,445	\$1,800,480	\$1,651,413
Sc13	ZE Class 2b-3	3,218	\$803	\$753	\$249,588	\$233,930
Sc14	ZE Class 2b-3	3,578	\$1,129	\$978	\$315,529	\$273,439
Sc15	Filter System	-	\$5,986	\$5,057	-	-
Sc16	Filter	-	\$5,863	\$4,953	-	-
Sc17	TRU	579	\$54	\$46	\$93,567	\$79,083
Sc18	Yard Trucks	260	\$1,153	\$1,029	\$4,436,646	\$3,959,829

The cost effectiveness of recent mobile source regulations varies depending on the program, and depending on the timescale chosen. The table below summarizes recent key regulations from CARB and their cost effectiveness through about 2032 (dollars per ton of NOx). Costs are substantially lower for many of these regulations when considering cost savings that are projected to occur in the 2030s and beyond, however the shorter timeline is compiled here to show a similar end year as for the analysis for PR 2305 (analysis conducted through 2031). The cost effectiveness for various scenarios with PR 2305 as shown in Table 23 above is similar to the wide range of values shown in Table 24 below.

Table 24: Cost Effectiveness of CARB Regulations

CARB Regulation	Approximate Cost Effectiveness (through 2032)
Airport Shuttle Bus	\$430,000/ton NOx
Innovative Clean Transit	\$271,000/ton NOx
At Berth (Ocean Going Vessels)	\$83,000/ton NOx
Low NOx Omnibus	\$39,000/ton NOx
Advanced Clean Trucks	\$22,000/ton NOx

The market feasibility was evaluated by considering whether the proposed stringency of PR 2305 would result in a level of implementation that exceeds the potential ability of the market to respond. In an extreme hypothetical example, if the stringency of PR 2305 required ten billion miles of Class 8 ZE truck travel per year, but there is only a total of three billion miles of truck travel from all Class 8 trucks (fueled by diesel, electric, natural gas, etc.), then this would indicate that the stringency is infeasible.

The scenario analysis described above includes calculations to determine whether any bounding analysis scenario exceeded expected market conditions. The parameters that were evaluated include the number of new trucks purchased in a year, the amount miles travelled by trucks in a year, the amount of power required to charge trucks, and the amount of fossil fueled power generation in South Coast AQMD. In nearly all cases, PR 2305 would not exceed existing market capacity. In rare instances, some bounding analysis scenarios show that some new truck sales in early years of the program could be higher than is expected in EMFAC for those respective truck categories, assuming that every warehouse operator bought the same class of truck and technology (e.g., NZE or ZE) to comply with PR 2305. This is unlikely as no more than about 40% of warehouse operators are estimated to own truck fleets (and not every truck fleet owns all truck classes), and truck acquisitions to earn Points would necessarily be less than shown. Even in these extreme cases (which are not reasonably expected to occur), the amount of sales is typically no more than about double what is projected from EMFAC for our region. No scenarios were found to require total VMT for any truck class greater than what is included within EMFAC 2017. For example, no scenarios required more truck travel to earn Points than the total amount of truck travel in the air basin. Finally, the highest electricity demand for charging electric trucks (Scenario 6) is about 697 GWh per year. This level of charging is less than what CEC has preliminarily calculated for the total need for electric trucks in the South Coast AQMD region.¹⁴⁴

¹⁴⁴ As part of the development of the 2020 Integrated Energy Policy Report, CEC staff included a scenario that explicitly evaluates the electric power needed if >100,000 ZE trucks are deployed to assist in meeting 2031 ozone standards. This analysis showed the projected electricity demand from charging these trucks would be about 1,684 GWh in 2031, with a peak summer hourly load of about 164 MW for Southern California Edison, the region's largest utility. This results in about a 1-2% increase in electricity demand overall from SCE compared to the 'mid' case analysis in the 2019 IEPR, but is still within the range of expected demand as the additional load does not exceed CEC's modeled 'high' case.

Considering the many different compliance options and business models of warehouse operators, it is unlikely that any of the extreme scenarios discussed above would be expected to occur. With roughly three dozen options for earning WAIRE Points (32 Menu actions, a mitigation fee option, and additional options from Custom WAIRE Plans), it is unlikely any particular scenario modeled would be chosen by more than a small fraction of all warehouse operators in any given year. If these more realistic lower levels of implementation are assumed for each scenario, then none of the market capping conditions would be exceeded. It is also foreseeable that if some of the extreme examples discussed above began to materialize during a compliance period, with all operators choosing the same exact truck type and technology to implement, that warehouse operators would respond to these market conditions and pivot to implement other alternatives.

SOCIOECONOMIC ASSESSMENT

A draft socioeconomic analysis was prepared and released for public comment and review on March 3, 2021, more than 30 days prior to the South Coast AQMD Governing Board Public Hearing on PR 2305 and PR 316, which is anticipated to be heard on May 7, 2021. A second draft of the socioeconomic analysis will be released together with this second draft staff report. ~~This~~ The final second draft socioeconomic analysis includes updates based on a third-party peer review, among other updates.

CALIFORNIA ENVIRONMENTAL QUALITY ACT

PR 2305 and PR 316 are considered a “project” as defined by the California Environmental Quality Act (CEQA). Pursuant to CEQA, the South Coast AQMD, as Lead Agency, prepared a Notice of Preparation (NOP) of the Draft Environmental Assessment (EA) and Initial Study (IS) to analyze environmental impacts from the project identified above pursuant to its certified regulatory program (Public Resources Code Section 21080.5, CEQA Guidelines Section 15251(l), and South Coast AQMD Rule 110). The NOP/IS was released for a 32-day public review and comment period that began Friday, November 13, 2020 and ended on Tuesday, December 15, 2020. In addition, because the proposed project could have statewide, regional or areawide significance, a CEQA Scoping Meeting was held on December 2, 2020 pursuant to Public Resources Code Section 21083.9(a)(2). The South Coast AQMD has also prepared a Draft EA (equivalent to a Draft EIR) which was and has circulated it for a 45-day public review and comment period from January 26, 2021 to ending March 12, 2021. The analysis in the Draft EA indicated that while reducing emissions is an environmental benefit, significant and unavoidable adverse environmental impacts may occur for the following environmental topic areas: 1) aesthetics; 2) agriculture and forestry resources; 3) air quality and greenhouse gas emissions; 4) biological resources; 5) cultural resources; 6) energy; 7) geology and soils; 8) hazardous materials and solid and hazardous waste;

<https://efiling.energy.ca.gov/getdocument.aspx?tn=235836>,
<https://efiling.energy.ca.gov/GetDocument.aspx?tn=230923>,
<https://efiling.energy.ca.gov/GetDocument.aspx?tn=230924>

9) hydrology and water quality; 10) mineral resources; 11) noise; 12) transportation; and 13) utilities and service systems. ~~The Draft EA can be accessed at the following address:~~
~~<http://www.aqmd.gov/home/library/documents-support-material/lead-agency-seaqmd-projects>~~

~~Seven comment letters were received relative to the Draft EA and the responses to comments have been included in Appendix E of the Final EA. If comments are submitted, the letters and responses to comments will be incorporated into the Final EA which will be included as an attachment to the Governing Board package.~~ Prior to making a decision on the adoption of PR 2305 and PR 316, the South Coast AQMD Governing Board must review and certify the Final EA, including responses to comments, as providing adequate information on the potential adverse environmental impacts that may occur as a result of adopting PR 2305 and PR 316.

DRAFT FINDINGS UNDER CALIFORNIA HEALTH AND SAFETY CODE SECTION 40727

California Health and Safety Code Section 40727 requires that prior to adopting, amending or repealing a rule or regulation, the South Coast AQMD Governing Board shall make findings of necessity, authority, clarity, consistency, non-duplication, and reference based on relevant information presented at the public hearing and in the staff report.

Necessity

PR 2305 and PR 316 are needed to protect public health by reducing local and regional emissions of NO_x and diesel PM associated with warehouses and the mobile sources attracted to warehouses. By reducing these emissions, PR 2305 and PR 316 will also assist in meeting state and federal air quality standards for ozone and fine PM. NO_x is a precursor to the formation of ozone and PM_{2.5}, and diesel PM is a toxic air contaminant and component of fine PM.

Authority

Authority for the South Coast AQMD Governing Board to adopt PR 2305 and PR 316 may be found in sections 39002, 39650 through 39669, 40000, 40001, 40440, 40441, 40522.5, 40701, 40702, 40716, 40717, 40725 through 40728, 40910, 40920.5, 41508, 41511, and 41700 of the Health and Safety Code.

Clarity

PR 2305 and PR 316 are written or displayed so that its meaning can be easily understood by the persons directly affected by it.

Consistency

PR 2305 and PR 316 are in harmony with and not in conflict with or contradictory to, existing statutes, court decisions, or state or federal regulations.

Non-Duplication

PR 2305 and PR 316 will not impose the same requirements as any existing state or federal regulations. The proposed rule is necessary and proper to execute the powers and duties granted to, and imposed upon, the South Coast AQMD.

Reference

In adopting these rules, the following statutes which the South Coast AQMD hereby implements, interprets or makes specific are referenced: Clean Air Act Sections 110(a)(5)(C); 116; Health & Safety Code Sections 40440, 40716, 40717, and 40522.5.

COMPARATIVE ANALYSIS

California Health and Safety Code Section 40727.2 requires South Coast AQMD to perform a comparative written analysis when adopting or amending a rule or regulation that imposes a new or more stringent emission limit or monitoring, reporting, or recordkeeping requirement. The comparative analysis is relative to any existing federal or state requirements, existing or proposed South Coast AQMD rules and air pollution control requirements and guidelines which are applicable to the same sources as identified in the proposed rule or regulation. PR 2305 regulates warehouses as an indirect source that attract mobile sources of emissions, and PR 316 is the companion fee rule for PR 2305. Under California Health and Safety Code Section 40727.2(g), PR 316 does not in itself require a comparative analysis, but is included for completeness.

There are no comparable federal or state requirements or any comparable existing or proposed South Coast AQMD rules or requirements that apply directly to warehouses. However, there are many air quality regulations at the state and federal level that focus on emissions from the mobile sources associated with warehouses. These can broadly be placed into three categories. First are regulations that aim to reduce emissions through the engine standards for new vehicles. Second are regulations that aim to replace older vehicles with newer vehicles with cleaner technologies through fleet rules. Third are regulations that focus on air quality impacts from facilities that attract mobile sources, such as employee commutes. PR 2305 and PR 316 look at the activities associated with a warehouse facility and aim to reduce air quality impacts beyond what is already required by any existing or proposed regulatory requirement. PR 2305 and PR 316 are summarized below in Table 25.

.

Table 25: Proposed Rule 2305

Rules	Rule Elements		
	Applicability	Requirements	Reporting, Notification, and Recordkeeping
PR 2305	Owners and operators of warehouses located in the South Coast AQMD jurisdiction with greater than or equal to 100,000 square feet of indoor floor space in a single building (PR 2305(b)).	Warehouse operators are required to earn WAIRE Points annually, either by completing actions off the WAIRE Menu, a Custom WAIRE plan, or paying a mitigation fee based on truck trips. (PR 2305(d)).	Periodic reports on warehouse statistics and its operations. Recordkeeping requirements for all information submitted for rule compliance (PR 2305(e)).

A comparative analysis of other regulations that focus on emissions from the mobile sources associated with warehouses is presented below in Tables 28, 29, and 30, 26, 27 and 28.

Table 26: Engine Standards

Rules	Rule Elements		
	Applicability	Requirements	Reporting, Notification, and Recordkeeping
U.S. EPA Phase 1 and CARB Phase 2 Heavy-Duty Fuel Efficiency and Greenhouse Gas (GHG) Standards ¹⁴⁵	Manufacturers, sellers, or importers of heavy-duty trucks and engines, specifically model-year 2014 tractors, vocational vehicles, heavy-duty pick-up trucks and vans, and trailers hauled by heavy-duty tractors.	GHG emission and fuel economy standards on truck and engine manufacturers. Require manufacturers to improve existing technologies or create new technologies to meet these standards.	Report emissions test data and results, technical vehicle data, and end-of-year sales information. Manufacturers will have to keep records of this information.
CARB Tractor-Trailer GHG Regulation ¹⁴⁶	Owners of 53-foot or longer trailers and heavy-duty tractors that pull them.	The tractors and trailers subject must either use U.S. EPA “SmartWay” certified tractors and trailers, or	Report applicable owners. Must keep records of compliance.

¹⁴⁵ <https://www.govinfo.gov/content/pkg/FR-2016-10-25/pdf/2016-21203.pdf>

¹⁴⁶ https://ww3.arb.ca.gov/regact/2018/phase2/finalatta.pdf?_ga=2.205908496.2040751625.1614668703-251503538.1597351373

		be retrofitted with SmartWay verified technologies.	
U.S. EPA Non-Road Diesel Engines and Fuel Standards ¹⁴⁷	Entities that produce or import non-road diesel engines, or produce, import, distribute, or sell and fuel for non-road diesel engines.	Set emission standards for nonroad diesel engines. Phase-in less polluting engine standards. Require: new test procedures and engine certifications.	Registration and reporting required. Recordkeeping for all reporting.
U.S. EPA Non-Road Large Spark Ignition Engines Standards ¹⁴⁸	Manufacturers of non-road large-spark ignition engines.	Non-road emission standards.	Reporting requirements if cannot meet the emission standards.
CARB Optional Reduced NOx Emission Standards for On-Road Heavy-duty Engines	On-road heavy-duty engines.	Sets optional low NOx emission standards. Lists low NOx certified heavy-duty engines ¹⁴⁹ .	
CARB Heavy Duty Low NOx Omnibus Rule	Heavy-duty vehicle engines.	Lower NOx emission standards to 0.05 g/bhp-hr for 2024-2026, 0.02 g/bhp-hr starting in 2027. Revise testing, certification, and warranty requirements.	
CARB Heavy-Duty Inspection and Maintenance Program ¹⁵⁰	Heavy-duty vehicles.	Inspection and maintenance programs for vehicle lifetime.	

¹⁴⁷ <https://www.govinfo.gov/content/pkg/FR-2004-06-29/pdf/04-11293.pdf>

¹⁴⁸ <https://www.govinfo.gov/content/pkg/FR-2002-11-08/pdf/02-23801.pdf>

¹⁴⁹ https://ww2.arb.ca.gov/sites/default/files/classic/msprog/onroad/optionnox/optional_low_nox_certified_hd_engines.pdf

¹⁵⁰ <https://ww2.arb.ca.gov/our-work/programs/heavy-duty-inspection-and-maintenance-program>

Table 27: Fleet Rules

Rules	Rule Elements		
	Applicability	Requirements	Reporting, Notification, and Recordkeeping
CARB Truck and Bus Regulation	Diesel-fueled vehicles with a gross vehicle weight rating (GVWR) greater than 14,000 lbs.	Requires the installation of verified PM diesel emission control strategy (DECS) on heavy-duty vehicles. Replace engine to meet 2010 emission standards.	Reporting required for exemptions.
CARB Transport Refrigeration Unit (TRU) Air Toxics Control Measure (ATCM)	Diesel-fueled engines used to refrigerate perishable goods. TRU generator sets that provide onboard electric power refrigeration systems.	Reduce emissions of diesel PM from TRUs.	In-Use Recordkeeping and Reporting.
CARB In-Use Off-Road Diesel Regulation	Existing (in-use) off-road diesel-fueled vehicles.	Engine performance requirements to reduce NOx, diesel PM, and other criteria pollutant. Limit idling time. Restricts purchase of new vehicles based on engine emission standards.	Owners of off-road diesel fleets report fleet information, annually update fleet information. Recordkeeping required for reports submitted.
CARB Large Spark Ignition (LSI) Rule	Fleet operators of LSI engines vehicles.	Hydrocarbon and NOx emission standards, using fleet average.	Recordkeeping requirements and labeling of LSI equipment.
CARB Advanced Clean Trucks	Truck manufacturers of medium- and heavy-duty trucks. Large fleets with a gross vehicle weight rating (GVWR) greater than 8500 lbs.	Truck manufacturer sales mandate for zero-emission medium- and heavy-duty trucks	Large entities and truck fleets report how fleets are operated, and the number of contractors used to run the fleets.

Table 28: Facility-Based Rules and Other Types of Rules

Rules	Rule Elements		
	Applicability	Requirements	Reporting, Notification, and Recordkeeping
South Coast AQMD Rule 2202 (Employee Commute Reduction)	Employers with 250 or more employees.	Implement emission reduction strategies. Choose from three options.	Plan submission.
AB 617 Community Air Protection Program	Environmental justice communities.	Reduce local air pollution from warehouses through an indirect source rule.	Community Emission Reduction Plan. Community Air Monitoring Plan.

**Appendix A: WAIRE PROGRAM IMPLEMENTATION
GUIDELINES**

**DRAFT WAIRE PROGRAM
IMPLEMENTATION
GUIDELINES**

~~March~~ May 2021

DRAFT WAIRE PROGRAM IMPLEMENTATION GUIDELINES

**OVERVIEW
APPLICABILITY
CALCULATIONS
TRUCK TRIP COUNTS FOR DETERMINING WPCO
REPORTING
RECORDKEEPING
WAIRE MENU
CUSTOM WAIRE PLAN
WAIRE MITIGATION FEE
WAIRE POINTS TRANSFERS
EXEMPTIONS
COMPLIANCE PROGRAM**

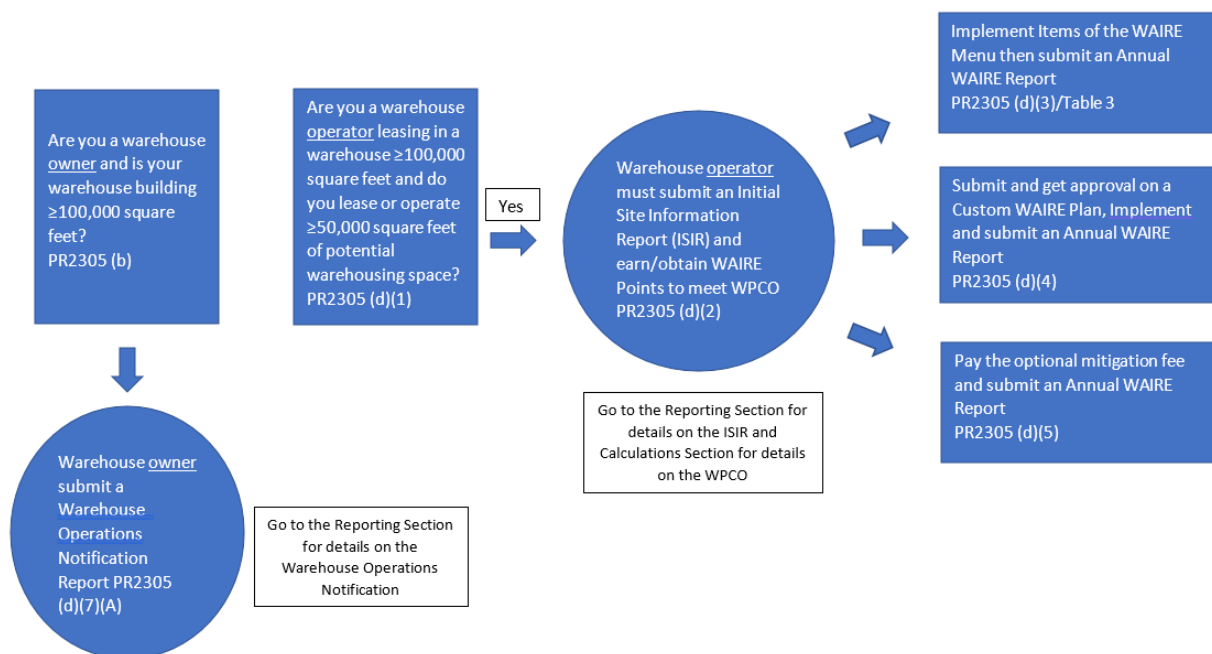
OVERVIEW

Proposed Rule (PR) 2305 is the Warehouse Indirect Source Rule (ISR) which provides the Warehouse Actions and Investments to Reduce Emissions (WAIRE) Program, a menu-based points system. The WAIRE Program determines a warehouse operator's WAIRE Points Compliance Obligation (WPCO) based on annual truck trips to each applicable new and existing warehouse that has at least 100,000 square feet of indoor floorspace within a single building that may be used for warehousing activities. Each warehouse operator must earn or obtain WAIRE Points to meet their WPCO on an annual basis. PR 316 establishes fees to fund South Coast AQMD compliance activities associated with PR 2305.

The WAIRE Program Implementation Guidelines (Guidelines) do not supersede the requirements specifically stated in PR 2305 and PR 316 but are meant to provide warehouse operators and owners with further guidance on complying with the rules. In any instance where an interpretation of requirements in these Guidelines conflicts with PR 2305 or 316, the rule language takes precedence. All owners and operators subject to PR 2305 and 316 should anticipate that the reports they submit and the records that they keep will be reviewed by South Coast AQMD staff in desktop audits and onsite field inspections, and are subject to public records act requests. Further, data regarding warehouse operator compliance will be made publicly available on South Coast AQMD's website. For any questions about this guidance document, please contact program staff at waire-program@aqmd.gov.

APPLICABILITY

Figure 1 – Applicability Flow Chart



The warehouse ISR applies to warehouse operators and owners of warehouses greater than or equal to 100,000 square feet of indoor floor space within a single building that may be used for warehousing activities. A warehouse operator or owner whose warehousing activity is not explicitly excluded from PR 2305 is presumed to be included in rule requirements. Figure 1 represents a simplified diagram of the requirements for warehouse owners and operators of applicable warehouses. Warehouse owners are only required to submit a Warehouse Operation Notification Report which detail the size and tenant status of the warehouse, further details are provided in the Reporting Section of these Guidelines. Warehouse operators are required to submit an Initial Site Information Report and are required to earn WAIRE points. Warehouse owners may choose to earn WAIRE points on behalf of the warehouse operator.

In addition to the warehouse size applicability, the warehouse ISR is implemented over time based on the applicable warehouse sizes. The warehouse size phase-in shown in Table 1, and details the date range for the Initial Compliance Period when warehouse operators must earn or obtain WAIRE Points to meet their WPCO, and also the due dates for Initial Site Information Report, and the first Annual WAIRE Report.

Table 1 – Implementation Schedule

Phase	Warehouse Size (square feet)	Initial Site Information Report Due Date	First Annual WAIRE Report Due Date	Initial Compliance Period
1	> 250,000	July 1, 2022	January 31, 2023	January 1, 2022 to December 31, 2022
2	> 150,000- <250,000	July 1, 2023	January 31, 2024	January 1, 2023 to December 31, 2023
3	> 100,000- <150,000	July 1, 2024	January 31, 2025	January 1, 2023 to December 31, 2024

CALCULATIONS¹⁵¹

The WPCO is the number of WAIRE Points a warehouse operator must earn or obtain to comply with PR 2305. Figure 2 represents a simplified diagram of how a WPCO is calculated based on the number and type of trucks that enter or exit a warehouse site.

Figure 2



Truck trips are defined as one-way trips that tractors and straight trucks make to a warehouse facility when delivering goods to or from another location.¹⁵² They are counted when a truck enters or exits a site. A single visit from a truck is equal to two trips. PR 2305 refers to the total calculated truck trips in a compliance period as Weighted Annual Truck Trips (WATTs) which is calculated by inputting the actual truck trip counts of the number and type of trucks in the following equation:

$$WATTs = [Class\ 2b\ to\ 7\ truck\ trips] + [2.5 \times Class\ 8\ truck\ trips]$$

As shown in Figure 2, the WATTs are multiplied by the Stringency factor and the Annual Variable to provide the WPCO for the warehouse. The Stringency factor is defined as 0.0025 WAIRE Points per WATTs, and the annual variable is determined by the phase-in schedule of the warehouse and is provided in Table 2.

Table 2 – Annual Variable

Annual WAIRE Report Year*	Annual Variable		
	Phase 1	Phase 2	Phase 3
2022	0.33	0	0
2023	0.67	0.33	0
2024	1.0	0.67	0.33
2025	1.0	1.0	0.67
2026 and beyond	1.0	1.0	1.0

*This is the compliance year period that for which a warehouse operator is first required to submit its Annual WAIRE Report.

¹⁵¹ The WAIRE Menu Technical Report, included as Appendix B in the PR 2305 staff report, is included as an appendix to these Implementation Guidelines to assist in determining how WAIRE Points are calculated.

¹⁵² A truck or yard truck delivering a trailer or goods from one part of a warehouse to another part of a warehouse is not considered a truck trip since it does not include delivery of goods to/from another location.

TRUCK TRIP COUNTS FOR DETERMINING WPCO

The WATTS calculation equation weighs the activity and emission contribution of a Class 2b-7 straight truck and that of a Class 8 tractor which emits approximately 2.5 times more NO_x emissions. Class 8 tractors are differentiated from Class 2b-7 straight trucks by their Gross Vehicle Weight Rating being greater than 33,001 pounds. Absent more specific data, all tractors that can pull a trailer should be counted as Class 8, and all straight trucks should be counted as Class 2b-7.

With the WPCO being closely tied to the number of actual truck trips entering and exiting the warehouse site, it is important to accurately document the total number of truck trips and whether they were Class 8 tractors or Class 2b-7 straight trucks. Truck trips must be counted and records must be verifiable, where date and time of the truck trips recorded may be tied to the compliance period records for review. Below are five examples of methods to count the number of truck trips. The key criteria for ensuring that the truck trip counts are accurate enough for determining a warehouse operator's WPCO is that the data needs to be collected using a method that provides reliable and verifiable truck trip counts that are either contemporaneous (e.g., daily) or extrapolated from a short term contemporaneous tracking during a representative peak period, as described below. Warehouse operators are responsible for maintaining data the support the truck trip count and the data must be made available to South Coast AQMD for verification. Verifiable data can be provided through the following methods:

1. Electronic Telematics Systems – These systems are used to track truck activity, typically through the use of on-board GPS systems and fleet management software. These systems can track when equipped vehicles are located at a warehouse.
2. In-Roadway or Driveway Sensors - Various sensor technologies are available to count vehicles such as pneumatic tubes, radar, or lasers installed at a driveway. These devices are used to count the number of vehicles passing a certain point and can provide truck classification data (e.g., straight trucks).
3. Video Monitoring – Many warehouse operators already employ security cameras to monitor their gates. Warehouse operators could use staff or software to identify the number and type of trucks that enter the gate and note truck Class (i.e. straight trucks vs. tractors) from video recordings. Video recordings and subsequent counts can be continuous but in no cases should be less than one weekday (Monday – Friday) per month and one weekend day (Saturday or Sunday) per month (if the warehouse is open on weekends). Each weekday and weekend day once-per-month sample must be taken at least three weeks apart from the next respective sample. With this less intensive once-per month sampling method, a representative peak weekday and weekend day must be recorded (with documentation indicating why those days of the week were chosen). The weekday count may then apply to all weekdays during that month, and the weekend count may then apply to all weekend days during that month.
4. Guardshack – Many warehouse operators employ a guard or other personnel to (incomplete sentence) Contracts or other similar records – Many warehouse operators are responsible for shipments to/from their warehouse, including with their own fleet or through third party fleets. Records such as contracts or manifests that document the loads delivered to or picked up from a warehouse can be used to determine truck trip information provided that all trips to a site are documented (which could include supplementary sources of data, such as through methods described above).

Loss of Truck Trip Count Data

In the event that there is insufficient truck trip data due to events beyond the warehouse operator's control such as with records destroyed in a fire or other force majeure event, an alternative WATTs calculation may be used as described below.¹⁵³ The WATTs must be calculated using the equation and table below.




Table 3 Weighted Truck Trip Rates (WTTR)

Warehouse Type	WTTR (trips/1,000 sf)
≥200,000 sf	0.95
>100,000 – 199,999 sf	0.67
Cold Storage (≥100,000 sf)	2.17

Example calculation for a 250,000 square foot (non-cold storage) warehouse that experienced a force majeure event and lost 30 days of records:

$$250 \text{ tsf} \times 0.95 \text{ trips/tsf} \times 30 \text{ days} = 7,125 \text{ WATTs}$$

These calculated WATTs would be added to the other WATTs counted during the rest of the compliance period to determine the warehouse operator's WPCO.

REPORTING

Report Submission

Warehouse operators and owners subject to PR 2305 are required to submit reports to South Coast AQMD to provide details on their applicable warehouse operations and compliance. PR 2305 requires that all records used to demonstrate compliance be maintained by warehouse operators or owners, as applicable, for a period of no less than seven years and made available to South Coast AQMD upon request during normal business hours in order to determine compliance. Table 3 provides an overview of the reporting requirements for PR 2305. Appendix A to these Guidelines will provide a user's guide to the WAIRE Program Online Portal (POP) through which warehouse operators and owners will submit their required reports and pay necessary fees.¹⁵⁴

¹⁵³ This alternative calculation can only be used in cases of force majeure. Normal practice requires the warehouse operator to count all truck trips. Further details on the alternative WPCO calculation are available at PR2305 (d)(1)(C).

¹⁵⁴ This appendix will be developed if the rule is approved and once the WAIRE POP has been developed. If the WAIRE POP system is not available, all reports should be submitted to waire-program@aqmd.gov.

Table 4 Reporting Overview

WAIRE Program Report	Reporting Entity	Information Required	Due Dates
Warehouse Operations Notification (WON)	Warehouse Owners	<ul style="list-style-type: none"> Warehouse size and area that may be used for warehousing activity, Warehouse operator(s) name and contact information, Lease end date (if applicable), Previous warehouse operator(s) information, Square footage used by the warehouse owner for warehousing activities 	<ul style="list-style-type: none"> <u>On or before September 1, 2021</u> Within 14 days of a new warehouse operator having access to at least of 50,000 square feet of space for warehousing activities, Within 30 days after a renovation that alters the size of the warehouse, Within 3 days of a request for the report from South Coast AQMD
Initial Site Information Report (ISIR)	Warehouse Operators*	<ul style="list-style-type: none"> Warehouse size and space used for warehousing activities,** Number of truck trips in the previous 12-month period,*** Number of truck trips anticipated during the compliance period for which the upcoming AWR must be submitted, Anticipated actions to meet the WPCO for the current compliance period, Details on the following potential onsite equipment: owned or leased truck fleet, onsite alternative fueling stations, yard trucks, and onsite energy generation systems (e.g., solar) 	<ul style="list-style-type: none"> On or before July 1 of the first compliance period when the warehouse operator must submit their first Annual WAIRE Report for that warehouse Within 30 days of a request for the report from South Coast AQMD
Annual WAIRE Report (AWR)	Warehouse Operators*	<ul style="list-style-type: none"> Truck trip counts for the compliance period, Number of WAIRE Points earned for each action, Associated metrics for the WAIRE Menu actions used to earn WAIRE Points 	<ul style="list-style-type: none"> No more than 30 days after January 1 of the compliance period If an operator vacates a warehouse before <u>the AWR submission deadline</u> in any year, they must submit an AWR <u>no later than the date they vacate the warehouse.</u>

* The warehouse owner may choose to comply on behalf of the warehouse operator, or may be required to submit the report if they are also the warehouse operator.

** If the warehouse building size is <100,000 sf, or if the warehouse operator leases <50,000 sf for warehousing activities, then no further reporting is required. Multiple warehouse operators owned or controlled by a single parent company collectively leasing ≥50,000 sf for warehousing activities in a warehouse do not qualify for this exemption from additional reporting. Also, if an activity is not expressly exempt from rule requirements, it is presumed to be subject to the rule.

*** Warehouses submitting an ISIR before July 1 2022 are only required to report truck trips since July 1, 2021.

Warehouse Operations Notification Report

The Warehouse Operations Notification (WON) must be submitted by an authorized official of the warehouse owner through the WAIRE POP online system. The applicable administrative fee listed in PR 316 must be submitted via e-check or credit card at the same time as the WON.

Warehouses owners submitting a WON for a warehouse with less than 100,000 square feet of floor area dedicated to warehousing activities are exempt from the reporting fee.

Warehouse Renovation or Size Change

In the event there is a change in the applicable 100,000 square feet or greater of indoor floor space within a single building that may be used for warehousing activities, a WON must be submitted within 30 days of receiving a certificate of occupancy from the applicable local building department. Example renovations could include expanding the size of the building to add more warehousing space, or constructing more office space within the warehouse such that the indoor floor space that may be used for warehousing activities is now less than 100,000 feet.

New Warehouse Operator

Any time a new warehouse operator takes over operational control of at least 50,000 square feet of a warehouse building with more than 100,000 square feet that may be used for warehouse activities, a WON must be submitted within 14 days to report that change. A typical example would include a new tenant's starting date for their lease.

Initial Site Information Report

The Initial Site Information Report (ISIR) must be submitted by an authorized official of the warehouse operator through the WAIRE POP online system. ISIRs are only submitted during the first compliance period a warehouse operator is occupying the warehouse¹⁵⁵, and prior to the first AWR unless requested by the South Coast AQMD Executive Officer. The applicable administrative fee listed in PR 316 must be submitted via e-check or credit card at the same time as the ISIR.

Warehouse Size

The ISIR must include the total indoor floor square footage of the applicable warehouse building and the amount of space the warehouse operator leases that may be used for warehousing activities. Typical records used to determine this information will be the operator's lease, information from the warehouse owner, and/or property tax assessment data. The warehouse operator may need to make their own determination about how much of the warehouse facility they can use for warehousing activities.¹⁵⁶ Vacant areas that may be used for warehousing activities (e.g., empty storage racks, open floor space designed for warehousing, drive paths for

¹⁵⁵ Additional ISIRs would be required to be submitted by the warehouse operator should they relocate to a different warehouse subject to PR 2305.

¹⁵⁶ Areas that may be used for warehousing activities include indoor spaces related to the storage and distribution of goods, including but not limited to the storage, labelling, sorting, consolidation and deconsolidation of products into different size packages. Supporting office administration (e.g., employee break areas, restrooms, offices, etc.), maintenance (e.g., vehicle maintenance or charging/fueling areas), manufacturing areas, or retail sales areas open to the general public, within the same warehouse building, that are physically separate from the warehouse area, are not considered warehousing activities.

pallet jacks or forklifts used in warehousing activities) must be included in the square footage calculation.

No additional reporting is required in the ISIR if 1) the total square footage that may be used for warehousing activities in that facility is less than 100,000 square feet, or 2) the warehouse operator's lease does not allow them to use more than 50,000 square feet for warehousing activities.

Truck Trips

There are two sets of truck trip data that must be reported in the ISIR. First, truck trips from the previous 12-month period must be recorded using the same types of methods used to determine the operator's WPCO (see discussion beginning on page 5). Because the ISIR is due by July 1, the typical applicable period for this reporting would be from the previous June 1 through May 31 period. Trips only need to be reported from periods when the operator occupied the warehouse. For example, if an operator's lease only began in September of that previous year, then truck trips only need to be reported from that period on.

Second, the operator must provide an estimate of the number of truck trips that will be reported during the applicable period for their upcoming Annual WAIRE Report. This estimate could just be an extrapolation of the data reported above for the previous 12-month period, or could include an estimate based on expected business through the end of the compliance period.

These two sets of truck trip data can serve as a basis for the operator to estimate their WPCO for that compliance period. However, the final WPCO used in the Annual WAIRE Report must be based on the actual truck trip counts during the compliance period itself (see discussion below).

Onsite Warehouse Equipment

The Initial Site Information Report requires information on existing onsite equipment at the warehouse for onsite fleets, ZE charging/fueling station, yard trucks, and solar panels. Baseline information on the onsite equipment is required to assist in calculating future WAIRE Points that may be potentially earned from the usage of the existing onsite equipment.

Anticipated Approach for Earning WAIRE Points

Using the truck trip data provided in the ISIR (described above) and the subsequent estimated WPCO, the warehouse operator must also submit how they anticipate meeting that WPCO for the current compliance period. This could include any combination of approaches from the WAIRE Menu, a Custom Plan, transferred Points, or the mitigation fee. This portion of the report is a planning exercise to assist the operator and the South Coast AQMD on the anticipated mechanisms that will be used for compliance. Recognizing that conditions can change, the actual approach used to earn WAIRE Points in the Annual WAIRE Report does not need to follow the approach outlined in the ISIR.

Annual WAIRE Report

An Annual WAIRE Report (AWR) must be submitted by every warehouse operator who must satisfy a WPCO for every compliance period, beginning with their Initial Compliance Period (see page 4). Warehouse owners who intend to voluntarily want to earn WAIRE Points, on

behalf of a warehouse operator, must also submit an AWR at the end of the compliance period when the Points were earned. The AWR must be submitted by an authorized official of either the warehouse operator, or owner if the WAIRE Points are earned by the owner, through the WAIRE POP online system. The applicable administrative fee listed in PR 316 must be submitted via e-check or credit card at the same time as the AWR.

Truck Trip Counts

The number of truck trips for the compliance period must be reported specifying the number of Class 2b-7 straight trucks and Class 8 tractors that entered or exited the warehouse site, following the methods described beginning on page 5. Upon entering the truck trip data for the compliance period into the WAIRE POP system, the corresponding WPCO will be displayed using the equation shown on page 5.

Earned WAIRE Points

The warehouse operator must report how the WPCO was satisfied in terms of how many WAIRE Points were earned from:

- 1) Each WAIRE Menu action, and/or
- 2) Actions in an approved Custom WAIRE Plan, and/or
- 3) Points transferred from another site, the warehouse owner, or banked from a previous year, and/or
- 4) The mitigation fee.

For WAIRE Points earned from the WAIRE Menu, the warehouse operator must report the associated level of implementation using the reporting metrics for each WAIRE Menu action (see Table 3 of PR 2305). The applicable increments of progress must be reported for actions implemented from an approved Custom WAIRE Plan. For WAIRE Points that were transferred or banked, the original method used to earn those WAIRE Points must also be reported, including who originally earned the WAIRE Points and when and how the WAIRE Points were earned.

RECORDKEEPING

Adequate records that document all reported information must be maintained for seven years after the applicable report was submitted and be available upon request during normal business hours. While summarized information is reported in the WON, ISIR, and AWR, during audits and field inspections South Coast AQMD staff will require warehouse operators and owners to provide detailed records in order to verify the accuracy of the information submitted.

WAIRE MENU

The WAIRE Menu provides flexibility in a warehouse operator's ability to comply with the WPCO. Table 3 in PR 2305 provides the WAIRE Menu showing the actions, the annual metrics, and the WAIRE Points based on the listed annual metric. The following discussion describes the factors that South Coast AQMD staff will review during audits and inspections for each WAIRE Menu option. Table 4 below provides an overview of the reporting metrics that warehouse operators must report on their AWR to earn WAIRE Points from the WAIRE Menu.

Table 4 – WAIRE Menu Item Metrics

WAIRE Menu Action/Investment	WAIRE Menu Reporting Metric for Each Compliance Period
Acquire ZE/NZE Trucks	Number of ZE/NZE Trucks Acquired by Truck Class
Visit from ZE/NZE Trucks	Number of ZE/NZE Truck Visits
Acquire ZE Yard Trucks	Number of ZE Yard Trucks Acquired
Use ZE Yard Truck	Number of Hours a ZE Yard Truck Operated
Install Onsite Solar Panel System	Kilowatt Rating of Installed System
Use Onsite Solar Panel System	Number of kWh Generated by the Solar Panel System
Install Stand-Alone MERV 16 or Greater Air Filtration Systems	Number of Stand-Alone Air Filtration Systems Installed
Replace MERV 16 or Greater Air Filters	Number of MERV 16 or Greater Air Filters Replaced

NZE/ZE Truck Acquisition

Many warehouse operators already own and operate trucks, and they may acquire NZE or ZE trucks for their fleet to earn WAIRE Points. Vehicle Identification Numbers and records verifying that the truck was acquired by the warehouse operator must be kept. Acquisition could include purchasing, leasing, or renting trucks. If a truck is leased or rented, the WAIRE Points earned for that temporary acquisition are proportional to the amount of the compliance period that the truck is leased or rented. For example, if truck is leased for 6 months of a 12-month compliance period, the number of WAIRE Points earned would be one half of the amount shown in Table 3 of PR 2305. In the case of a Class 6 NZE truck, the warehouse operator would earn 13 WAIRE Points, instead of the 26 WAIRE Points shown in the WAIRE Menu for the full annual period.

NZE trucks fueled by natural gas have been commercially available for the past few years in a variety of Classes, with engines ranging from 6.7 liters to 11.9 liters to serve both medium duty and heavy duty applications.¹⁵⁷ NZE engines are defined as the lowest non-zero optional low

¹⁵⁷ <https://www.epa.gov/sites/production/files/2021-01/documents/420f21002.pdf>,
<https://ww3.arb.ca.gov/msprog/onroad/cert/cert.php#6>,
https://www.ngvamerica.org/vehicles/availability/?vehicle_type=heavy-duty-truck-oems

NOx standard at the time of the engine’s manufacture, which is currently 0.02 g/bhp-hr. One benefit of NZE is that publicly accessible fueling infrastructure for trucks already exists throughout the region and beyond.¹⁵⁸

Many ZE trucks are also commercially available today in a variety of truck Classes, and many more are expected in the next few years.¹⁵⁹ In the near term, charging or fueling infrastructure may be installed at a warehouse facility (which also would earn WAIRE Points), or may be available from a truck leasing company. Additional ZE charging and fueling infrastructure is expected to be installed in the coming years.

If a warehouse operator earns WAIRE Points from the acquisition of ZE or NZE trucks, they will need to retain records of the purchase, lease, or rental of the truck (such as a purchase invoices, or lease agreement), and documentation (e.g., onsite video or photographs from multiple days) that the truck serves that warehouse facility (e.g., that it is domiciled at that site or regularly visits that site). The purchase, lease, or rental documentation must contain enough information to demonstrate that the truck is NZE or ZE, as well as the truck Classification (e.g., the gross vehicle weight rating).

Existing funding programs¹⁶⁰ like Carl Moyer, Proposition 1B, Hybrid Voucher Incentive Program, etc. cannot be used to purchase a truck and also earn WAIRE Points for truck acquisition due to statutory prohibitions preventing those incentive programs from being used to comply with a regulation. The warehouse operator therefore has the option of either receiving incentives to reduce the purchase price of a NZE or ZE truck or foregoing the incentives to earn WAIRE Points for the NZE/ZE truck acquisition.

NZE/ZE Truck Visits

WAIRE Points may also be earned for every visit to a warehouse by a NZE or ZE truck.¹⁶¹ It is important to note, that WAIRE Points for acquisition and visits from the same truck can be earned in the same compliance period. Trucks that were purchased using incentive funds from the previously described funding programs, can be used for crediting towards number of ZE or NZE truck visits. WAIRE Points are earned for each NZE or ZE truck visit, which includes the truck trip into and out of the facility. The number of truck trips to earn WAIRE Points can be more or less than the annualized metric in the WAIRE Menu. WAIRE Point values from the WAIRE Menu can be ratioed (for any WAIRE Menu action), as demonstrated in the following example. In the WAIRE Menu, 42 Points are earned for 365 visits from a Class 8 NZE truck. If a warehouse operator has 1,000 Class 8 NZE truck visits during their compliance period, the number of WAIRE Points earned would be:

$$\frac{42 \text{ Points}}{365 \text{ visits}} = \frac{XX \text{ Points}}{1,000 \text{ Visits}} \rightarrow 115.1 \text{ Points}$$

¹⁵⁸ https://afdc.energy.gov/fuels/natural_gas_locations.html#/analyze?region=US-CA&fuel=LNG&fuel=CNG&lng_vehicle_class=HD&show_map=true&cng_vehicle_class=HD

¹⁵⁹ <https://globaldrivetozero.org/tools/zero-emission-technology-inventory/>

¹⁶⁰ <http://www.aqmd.gov/home/programs/business/business-detail?title=vehicle-engine-upgrades>

¹⁶¹ Trucks that have been purchased through incentive programs can earn WAIRE Points at the same level as trucks that are not incentivized.

NZE and ZE truck visits can come from the warehouse operator's own fleet or by any other third party fleet (whether contracted by the warehouse operator or not). NZE and ZE truck visit counts must be made contemporaneously with the trips and records documenting the visits must be verifiable by South Coast AQMD staff. Example methods to record these truck visits are described below.

1. Trucker check-in – Many warehouses already require some type of check-in from truck drivers when they arrive onsite. As part of that check-in process, warehouse operators could fill out a short form with the following information for every ZE or NZE truck that visits the site¹⁶² (either themselves or through a form filled out by the truck driver):
 - a. The date and time that the truck arrived
 - b. Truck license plate number¹⁶³ and Vehicle Identification Number (VIN)
 - c. Truck fuel type (e.g., natural gas, electric, hydrogen)
 - d. Trucking Company Name, DOT number, and contact phone number (if not owned by the warehouse operator)
 - e. If filled out by a truck driver unaffiliated with the warehouse, the driver's name and signature confirming that the above information is accurate
2. Electronic Telematics System (ETS) – ETS systems are increasingly used to track truck activity, and warehouse operators that employ these systems can use the data it collects and supplement it with truck characteristics (i.e., items b. through d. above) to determine how many NZE and ZE visits occur.
3. Security Cameras – Cameras may be used to record the trucks entering or exiting a warehouse site and document the truck license plate number (using either manual or automated tracking), and potentially other information such as fuel type, trucking company name, and DOT number. Information from items (incomplete sentence)
4. Contractual Records – Some warehouse operators arrange for trucking services from third party fleets. Provisions within the contract requiring NZE or ZE trucks to be used (and resulting in a specified number of visits) could be used as one method of documentation. Additional documentation verifying that the NZE or ZE trucks have actually visited the warehouse must also be maintained.

ZE Yard Trucks

Yard trucks are utility trucks that can be classified as on-road or off-road vehicles and are typically used to move trailers and containers around a warehouse yard or to nearby locations. NZE yard trucks are not included as an option in the WAIRE Menu but may earn WAIRE Points in a Custom WAIRE Plan (further details are provided in the Custom WAIRE Plan section). WAIRE Points may be earned for the acquisition¹⁶⁴ as well as the use of the ZE yard truck within

¹⁶² As a point of reference, for a typical 250,000 sf warehouse that has about 42 Class 8 truck visits per day, only about 5 NZE Class 8 truck visits would be required per day on average (at a stringency of 0.0025) if this method was used to earn WAIRE Points.

¹⁶³ The license plate number of the truck/tractor, not the trailer.

¹⁶⁴ Similar to the discussion on truck acquisitions above, existing incentive programs cannot be used to acquire ZE yard trucks, due to limitations within the incentive funding programs.

the same compliance period. Proof of the acquisition of the ZE yard truck in the form of receipt, invoices, contract or similar documents must be kept by the warehouse operator.

Warehouse operators must keep records of the number of hours of ZE yard truck use during every compliance period for which it earns WAIRE Points. In most cases the operating hours for a yard truck can be obtained from an hour meter on the yard truck. If the yard truck does not have an hour meter installed, a warehouse operator could have one installed as a way to document the hours of operation needed to earn WAIRE Points, or the hours could be recorded through other means (like a time sheet). The hours of operation should be logged regularly either weekly or monthly to keep the records accurate and prevent errors in reporting the annual metric.

ZE Charging or Fueling Infrastructure

ZE charging or fueling infrastructure for on-road vehicles and yard trucks¹⁶⁵ can earn WAIRE Points when installed¹⁶⁶ and when used.¹⁶⁷ NZE fueling infrastructure installation or use is not included as an option in the WAIRE Menu and is prohibited from earning WAIRE Points in a Custom WAIRE Plan. Warehouse operators will need to consult with warehouse owners, local utilities, and local building departments prior to installing ZE infrastructure. Warehouse facility or land owners may also voluntarily install the ZE infrastructure and earn WAIRE Points, and subsequently transfer those WAIRE Points to the warehouse operator(s) at that site. Offsite installations can earn WAIRE Points, but only through a Custom WAIRE Plan.

Electric Charging Infrastructure Installation

A long lead time may be needed to install electric charging infrastructure at some sites, and WAIRE Points may be earned for several milestones that are achieved during project completion. The table below describes the milestones and examples of the documentation needed to verify that the milestone was achieved.

Electric Charger Installation Milestone	Examples of Documentation
Acquisition of the charger(s) (also called EVSE's)	Invoices and photo/video documentation that the chargers have been delivered to the site. Records of any incentives or rebates received for the chargers or charger installation.
Initiating onsite construction	Copies of permits and photo/video documentation showing that construction was initiated.

¹⁶⁵ ZE charging/fueling infrastructure installations or usage for industrial trucks used indoors (e.g., pallet jacks or forklifts) cannot earn WAIRE Points.

¹⁶⁶ In order to avoid potential problems of low quality workmanship and subsequent safety concerns, warehouse operators and owners earning WAIRE Points from installing ZE infrastructure are encouraged - though not required - to use a skilled and trained workforce as defined in Public Contract Code section 2601 for all construction work, and follow the Public Utilities Code section 740.20, subdivision (2) requirement that at least 25 percent of the total electricians working on an electric vehicle infrastructure project, at any given time, hold Electric Vehicle Infrastructure Training Program certification.

¹⁶⁷ Similar to truck acquisitions, most incentive funding programs from CARB, South Coast AQMD, and the Energy Commission cannot be used to install charging infrastructure used to earn WAIRE Points. However, utility programs like Southern California Edison's Charge Ready Transport program have different requirements and do not have the same restrictions.

The latter of final energization or permit sign-off for the system	Permit records and/or photo/video documentation of the system in use.
--	---

The WAIRE Menu only includes ZE charging infrastructure up to 350 kW. Chargers with higher ratings are not yet commercialized but are expected in the near future. Warehouse operators can earn WAIRE Points for these larger systems through a Custom WAIRE Plan. WAIRE Points can also be earned for installing chargers for Transportation Refrigeration Units (TRUs). As of February 2021, CARB is currently developing a new regulation that could mandate the installation and use of TRU chargers at cold storage warehouses covered by PR 2305. In order to earn WAIRE Points for TRU charger installations, if CARB’s proposed rule is adopted and goes into effect, warehouse operators would be required to either install more chargers than required by CARB’s rule in any given year, or install chargers before CARB’s rule requires them.

Electric Charging Infrastructure Usage

Warehouse operators earning WAIRE Points from charger usage¹⁶⁸ for on-road vehicles and/or yard trucks are required to report total kWh dispensed from charging stations at that site. Charger usage earns WAIRE Points equally for trucks owned by a warehouse operator and for third party fleets. Individual charger kWh are not required to be recorded or reported if a single master electrical meter is dedicated to all chargers and does not serve any other electrical loads (this is a common setup in charger installations). Records documenting this electrical usage would typically include electric utility bills, but could also include photo documentation of meter readouts, or charging software system reports.

Similar to the discussion above for TRU charger installation, if CARB’s proposed rule on TRU’s is approved and goes into effect, WAIRE Points may only be earned for TRU charging if it exceeds requirements in CARB’s rule. Records must be kept documenting how the usage goes beyond CARB requirements for any WAIRE Points earned in this situation.

Hydrogen Station Installation and Use

Hydrogen station installations are expected to occur on a faster timeline than electric charging infrastructure, and specific milestones are not included in the WAIRE Menu. WAIRE Points may be earned upon final station installation and availability for fueling. Records documenting the station installation can include permit records, invoices, and photo/video documentation of the station. The WAIRE Menu assigns 1,680 WAIRE Points for the installation of a hydrogen station capable of dispensing 700 kg/day for on-road vehicles and/or yard trucks. Similar to the ratio method described in the truck visit section, stations with higher or lower throughput capacities would receive proportionally more or less WAIRE Points than listed in the WAIRE Menu.

Hydrogen station use must be reported in total kilogram dispensed during the compliance period. The station can be used for the warehouse operator’s own fleet or for third party trucks. Records

¹⁶⁸ Warehouse operators may obtain Low Carbon Fuel Standard (LCFS) credits and/or revenue from those credits and still earn WAIRE Points for that dispensed electricity.

documenting this use should include a meter read-out and can also include invoices for delivered hydrogen, or other similar records.

Solar Panel System Installation and Use

Solar panel system installations can be installed either on the roof of the warehouse or as a carport configuration. Warehouse operators will need to consult with warehouse owners, local utilities, and local building departments prior to installing solar panel systems. Additionally, the warehouse facility or land owner may voluntarily install the solar panels and earn WAIRE Points that they can subsequently transfer to their warehouse operator(s). Proof of the installation of the solar panel system and its kilowatt (kW) rating in the form of receipt, invoices, contract, photos/videos, or similar documents should be maintained for future audits and inspections. WAIRE Points will be awarded upon the latter date of system energization or final permit sign-off.

The total energy produced by the solar system is typically recorded through software systems and may differ from reports provided by utilities. The total system energy production (measured in kilowatt-hours or kWh) is available to earn WAIRE Points, not just the net energy reported by the utility. Both the installation size and the system usage can be scaled using the ratio method described in the truck visits section.

Air Filtration Systems

Air filtration systems can be installed or air filters replaced at residences, schools, daycares, hospitals, or community centers within three miles of the warehouse in order to reduce exposure to particulate matter.¹⁶⁹ The minimum type of filters that can be installed or replaced are minimum efficiency reporting value (MERV) 16 or greater efficiency. Records documenting the number of systems installed or filters replaced could include invoices, contracts, photos/videos of installed systems, or similar documents. The documentation must include proof that the systems were actually installed, and not just purchased. Earning WAIRE Points with this approach will therefore require coordination with, and voluntary cooperation from other entities. Air filtration system installations and filter replacements can be scaled using the ratio method described in the truck visits section.

¹⁶⁹ Example systems are described here:

<http://www.aqmd.gov/docs/default-source/ceqa/handbook/aqmdpilotstudyfinalreport.pdf>

CUSTOM WAIRE PLANS

PR 2305 provides the option of proposing a Custom WAIRE Plan for actions that are not on the WAIRE Menu. WAIRE Points can only be earned upon approval of the Custom WAIRE Plan, any action or investments made prior to the approval of the Custom WAIRE Plan will not be considered for WAIRE Points. The process for applying for a Custom WAIRE Plan is shown in Figure 3 below. Custom WAIRE Plan Applications must be submitted through the WAIRE POP system, or as otherwise directed by South Coast AQMD, along with the applicable fee in PR 316.

Some examples of potential Custom WAIRE Plan proposals include jointly owned off-site ZE charging or fueling infrastructure, the use of battery storage systems or energy management that reduces emissions from local natural gas fired powerplants, and the acquisition and/or usage of NZE yard trucks. NZE yard trucks may be submitted as a Custom WAIRE Plan for consideration but only if they only utilize renewable fuels such as renewable natural gas (RNG), renewable propane, or other equivalents.¹⁷⁰ The section below provides an example of a Custom WAIRE Plan calculation methodology to earn WAIRE Points for NZE yard trucks.

NZE Yard Truck WAIRE Points Calculation Example

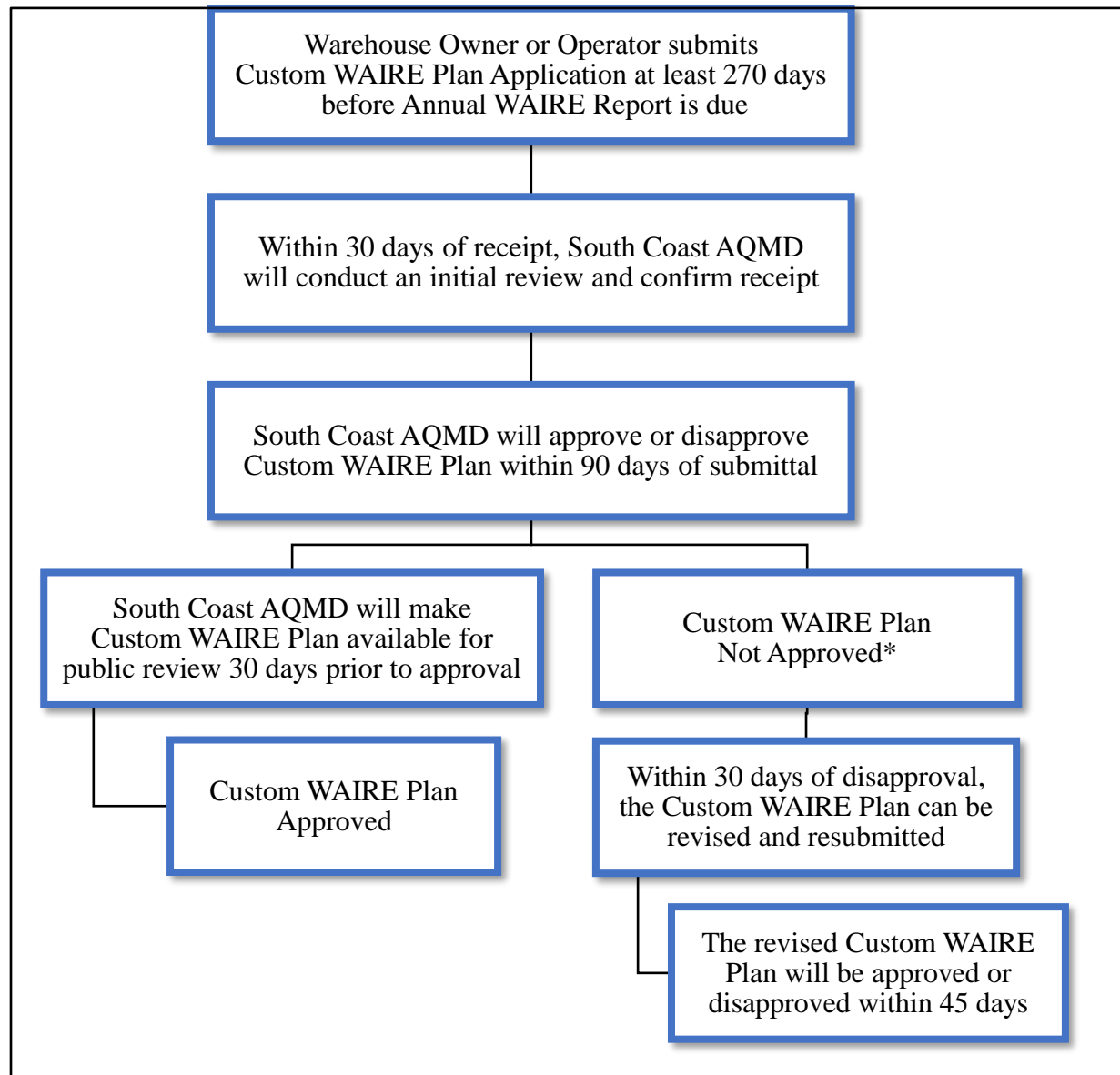
The acquisition and/or use of NZE yard trucks may be proposed as a Custom WAIRE Plan if the NZE yard truck's engine meets CARB's lowest Optional Low NOx standard (currently 0.02 g/hp-hr) applicable at the time of engine manufacture and is fueled with renewable fuels. The expected WAIRE Points for NZE yard trucks in a Custom WAIRE Plan are shown below, following the same methods as is described for ZE yard truck acquisition and usage in Appendix B – WAIRE Menu Technical Report.¹⁷¹

Acquire One NZE Yard Truck = 42 WAIRE Points

Use One NZE Yard Truck for 1,000 hrs in a year = 288 WAIRE Points

¹⁷⁰ Renewable fuels include any non-fossil fuel who carbon intensity is lower than the applicable standard for that year as determined through CARB's Low Carbon Fuel Standards program.

¹⁷¹ The following key assumptions are used here: \$50,000 incremental acquisition cost relative to diesel counterpart, \$2,250 incremental annual usage cost relative to diesel (<https://cleanairactionplan.org/documents/final-cargo-handling-equipment-che-feasibility-assessment.pdf/>), 90% of the NOx emissions benefit as a ZE yard truck, and 100% of the Diesel PM benefit of a ZE yard truck.

Figure 3 – Custom WAIRE Plan Application Process

* A disapproval will identify the deficiencies in the application that must be revised before approval can be considered. Applications that have not been explicitly approved within the review period are presumed to be disapproved.

Custom WAIRE Plan actions must meet similar criteria to the analysis conducted for the actions and investments included in the WAIRE Menu. Custom WAIRE Plan Applications must include the following elements:

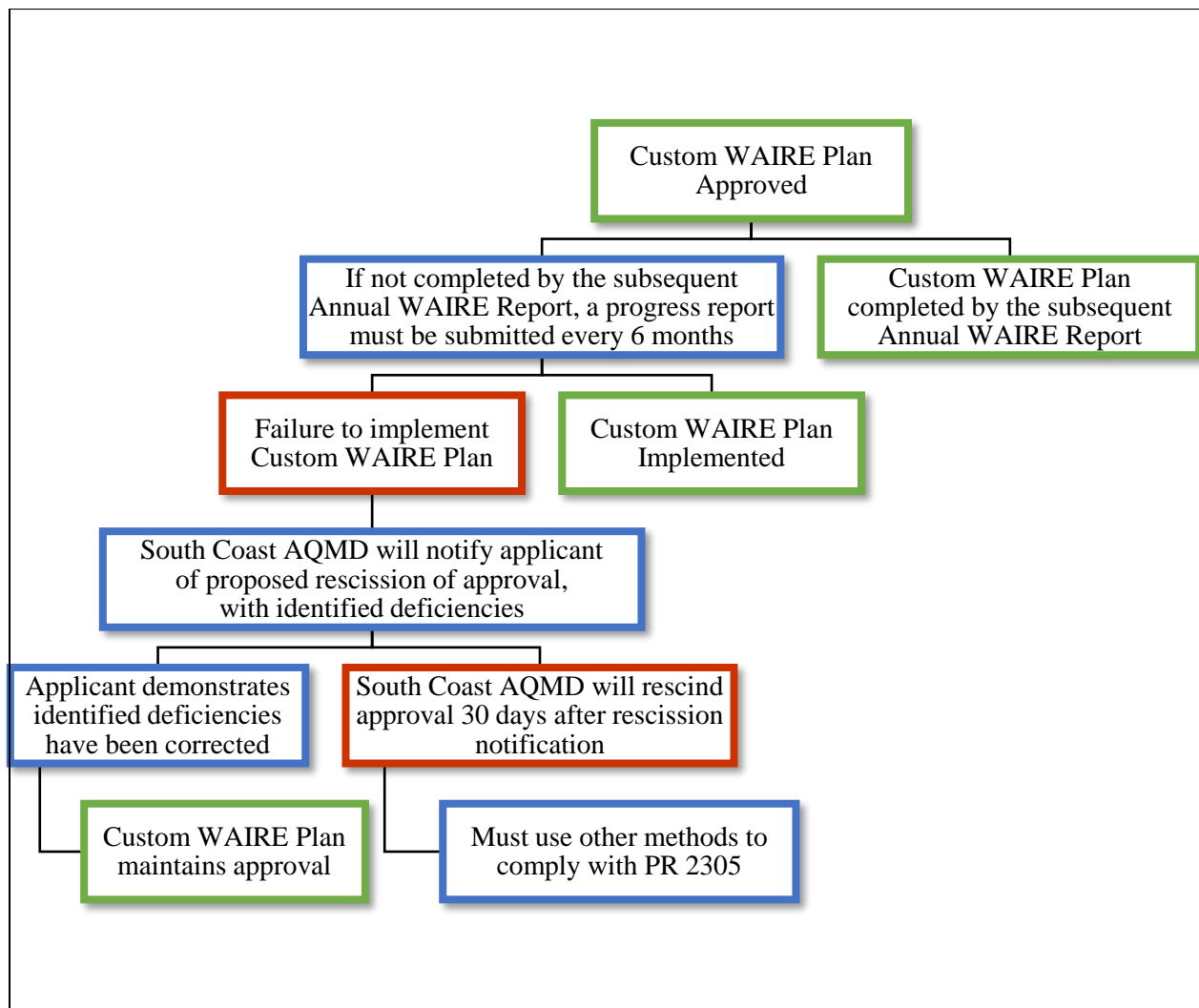
- A demonstration how the proposed action will earn WAIRE Points based on the incremental cost of the action, the NOx emission reductions from the action, and the DPM emission reductions from the action, relative to baseline conditions if the warehouse operator had not completed the action in that compliance period,
 - Baseline conditions should be calculated using the latest emissions estimation methodologies, such as those used in the most recently approved Air Quality Management Plan. The calculation of WAIRE Points from actions in a Custom WAIRE Plan should be consistent with the calculation methodologies included in the WAIRE Menu Technical Report included as Appendix B to the PR 2305 Staff Report. Emission reductions that go beyond baseline conditions must consider the effect of existing regulations that phase in through time, if applicable.
- A demonstration how WAIRE Points earned from the Custom WAIRE Plan for emission reductions are quantifiable, verifiable, and real,
- A description of how the proposed actions will achieve quantifiable, verifiable, and real NOx and DPM emission reductions as quickly as feasible, but no later than three years after plan approval,
 - All Custom WAIRE Plans must result in emission reductions, or directly facilitate emission reductions. Examples of facilitating projects could include installation of ZE charging infrastructure at an offsite location or acquisition of ZE TRUs that go beyond CARB requirements.
- A quantification of expected NOx and/or DPM emission reductions from the proposed actions within the South Coast AQMD and within three miles of the warehouse,
 - All Custom WAIRE Plan projects, including facilitating projects, must result in verifiable NOx and/or DPM emission reductions within three miles of the warehouse.
- A description of the method to be used to verify that the proposed actions will achieve NOx and/or DPM emission reductions,
 - Example methods documenting how the effectiveness of an action can be verified are included in these Guidelines for WAIRE Menu items.
- A schedule of key milestones showing the increments of progress to complete the proposed actions,
- A description of the location and a map of where the proposed actions will occur,
- Any expected permits or approvals required by other private parties, or South Coast AQMD, or other federal, state, or local government agencies to implement the Custom WAIRE Plan

Custom WAIRE Plan Milestones

The timetable of an approved Custom WAIRE Plan application allows for at least six months to implement the custom WAIRE Plan project (or three and a half months if the application was disapproved, resubmitted, and then approved). Some projects may take longer to implement and could extend beyond the compliance period when the Custom WAIRE Plan application was submitted. In these cases, a progress report must be submitted every six months after the Custom

WAIRE Plan was approved. In the event milestones are not reached, the progress report must explain the conditions that resulted in the milestone not being reached and propose a new milestone date. If in reviewing the progress report, South Coast AQMD staff determines that progress on the approved Custom WAIRE Plan is not adequate, a notice may be sent to the Custom WAIRE Plan applicant advising of the inadequate progress. The Custom WAIRE Plan approval may be rescinded 30 days after the notice if the applicant does not demonstrate how the identified deficiencies have been corrected. Figure 4 shows the Custom WAIRE Plan implementation process.

Figure 4 – Custom WAIRE Plan Implementation



WAIRE MITIGATION FEE

Warehouse operators may earn WAIRE Points by paying a mitigation fee at \$1,000 per WAIRE Point, but any of the other methods that can earn WAIRE Points (i.e., the WAIRE Menu, Custom Plans, transferring) can be used to fully satisfy a warehouse operator's WPCO so that no mitigation fees are paid. There is also an additional 6.25% administration fee charged on top of any mitigation fees paid to cover South Coast AQMD's costs of administering the WAIRE Mitigation Program. Mitigation fees and accompanying administrative fees must be submitted through the WAIRE POP system with the AWR. Payments less than \$300,000 can be made by e-check or credit card. Payments larger than this must be mailed to South Coast AQMD or submitted in person.

The WAIRE Mitigation Fee Program is expected to provide incentives toward the purchase of NZE and ZE trucks and ZE charging and fueling infrastructure. Warehouse operators may apply for the WAIRE Mitigation Fee Program funds. However, similar to other funding programs, the incentivized vehicle or equipment may not earn WAIRE Points for its acquisition, only for its subsequent use. Further, any ZE charging or fueling infrastructure funded by the WAIRE Mitigation Program must be publicly accessible and cannot solely be for the use of the operator's private fleet.

Projects funded by the WAIRE Mitigation Program will be approved annually or more often by the South Coast AQMD Governing Board and will follow the policies described in the Board Resolution that accompanies PR 2305 as well as subsequent requirements set out by the Board (e.g., in future solicitations).¹⁷²

WAIRE POINTS TRANSFERS

WAIRE Points can only be transferred under limited situations, and only WAIRE Points in excess of the warehouse operator's WPCO may be transferred. The following are the three sole instances when WAIRE Points may be transferred or banked:

1. Excess WAIRE Points transferred to a warehouse operator's other warehouses:
If a warehouse operator conducts warehousing activities at more than one warehouse during any single compliance period, then WAIRE Points earned for one warehouse may be used at the other warehouse(s) under the operational control of that same warehouse operator. Only those points earned in excess of a warehouse operator's WPCO at that site may be transferred, and only for the current compliance period. Any WAIRE Points transferred to a different warehouse shall be discounted as shown in the rightmost column in the WAIRE Menu in Table 3 of PR 2305.
2. WAIRE Points transferred between a warehouse owner and operator:
A warehouse facility or land owner may voluntarily earn WAIRE Points during a compliance Period using the WAIRE Menu, a Custom WAIRE Plan, by paying a mitigation fee, or may have WAIRE Points transferred to them from the warehouse operator at that site. The warehouse facility or land owner may then transfer these WAIRE Points to any warehouse operator at the site where the WAIRE Points were earned within a three-year period after the points were originally earned. Any warehouse operator using these transferred WAIRE Points to satisfy a WPCO during this three-year period must demonstrate that any onsite improvements or

¹⁷² A link to the resolution will be added here if the rule is approved.

equipment installations that were used to earn the WAIRE Points being transferred are still operational at that warehouse facility in the year that WAIRE Points are used.

- a. Warehouse operators that vacate a warehouse before the end of a compliance period may transfer any excess WAIRE Points to the warehouse owner. These Points may then be transferred to the next warehouse operator.
3. Excess WAIRE Points banked for future use at that site:
 WAIRE Points in excess of the warehouse operator's WPCO in one compliance period may be banked for use in any of the next three compliance periods. After this time, any remaining banked WAIRE Points will expire and can no longer be used. WAIRE Points banked for future use in this way cannot be transferred to another warehouse. WAIRE Points may not be transferred to a subsequent compliance period if the WAIRE Menu items used to earn WAIRE Points are required by U.S. EPA, CARB, or South Coast AQMD rules and regulations in that subsequent year. An example could include CARB's anticipated TRU rule that could require charging infrastructure at a future date. Installations earlier than CARB requirements could earn Points and be banked for future years. However, the banked Points can no longer be used in any year in which CARB requires those chargers to be installed. Further, if any onsite improvements or equipment installations that were used to originally earn the WAIRE Points are no longer functional, the banked WAIRE Points may not be used to satisfy a WPCO. Finally, if WAIRE Points are earned prior to a warehouse operator's first compliance period, the three-year clock on banked WAIRE Points does not begin until after their first compliance period.
 In order to use banked WAIRE Points, the WAIRE Menu item that generated the WAIRE Points must still be onsite and was used for the compliance period that the WAIRE Points are to be used to comply with the WPCO. (Incomplete sentence) For Phase 2 and 3, there is an early action provision that allows for earning WAIRE Points ahead of their initial compliance period, and include a provision for the clock on three year life of the WAIRE Points for those early action WAIRE Points to not begin until after the initial compliance period.

It is the responsibility of the warehouse operator who uses transferred or banked WAIRE Points to keep records documenting how and when the WAIRE Points were originally earned. If WAIRE Points are transferred between the warehouse owner and operator, both entities must keep records documenting the agreement to transfer the WAIRE Points. To avoid any potential disputes, the agreement should be signed by authorized officials for both entities.

EXEMPTIONS

Warehouse operators may be exempt from parts of PR 2305 in ~~two~~three limited instances. First, warehouse operators who can only use less than 50,000 sq. ft. of a warehouse for warehousing activities are not required to earn any WAIRE Points. However, if the warehouse operator has the same parent company as another warehouse operator in the same building, and collectively they may use more than 50,000 sq. ft., then the exemption does not apply.

Second, warehouse operators with a calculated WPCO <10 are not required to earn any WAIRE Points but will still need to submit required reporting. This exemption is in place to reduce the burden on small warehouse operations with only a small volume of truck trips to their warehouse.

Third, there may be rare instances when a warehouse operator invests in new technology to comply with PR 2305. If that equipment malfunctions through no fault of the operator, then they may apply for an exemption from the portion of their WPCO for which that action applies. An example could include a warehouse operator who purchases a ZE or NZE truck that experiences a significant manufacturer's defect that renders the truck inoperable for an extended period of time. Applications for this exemption should be submitted to waire-program@aqmd.gov. Applications should include a description of the investment that has the defect, relevant details about the defect, and the number of WAIRE Points anticipated during the current compliance period from that investment for which the operator is seeking an exemption. The warehouse operator's WPCO should not be assumed to be reduced unless South Coast AQMD staff submits an approval of the exemption in writing or email. The application will be reviewed based on evidence provided by the applicant that the vehicle or equipment had defects caused by the manufacturer of the vehicle or equipment, or a defect in the installation of equipment following manufacturer-approved methods. Further, the applicant must demonstrate that they made a good faith effort to have the equipment or vehicle repaired but was unable to do so or do so in a timely manner.

COMPLIANCE PROGRAM

South Coast AQMD will periodically conduct both desktop and field audits for compliance with the WAIRE Program. The South Coast AQMD staff may contact warehouse owners and operators to request further documentation or clarification on submitted WAIRE Program reports. Additionally, South Coast AQMD inspectors may conduct field visits of the warehouse facilities. South Coast AQMD inspections are generally unannounced, and a South Coast AQMD inspector may visit a warehouse facility any time during regular business hours to verify a facility is following recordkeeping requirements and other applicable requirements. Upon arrival, the South Coast AQMD inspector will present proper South Coast AQMD identification and inform a facility representative of the purpose and scope of the inspection. Most inspections are conducted to verify the information submitted on the required WAIRE Program reports. An inspector may also request a tour of the facility to verify the onsite presence of any equipment related to WAIRE Program compliance. It is helpful if a facility representative familiar with the WAIRE Program assist with the inspection, and that an organized collection of the WAIRE Program related documents be readily available either as a hardcopy or digitally.

Some of the records that a South Coast AQMD inspector could inquire about include:

- Current contact information of warehouse operator
- Truck trip count records
- WPCO calculation and plans to earn WAIRE Points
- Copy of Initial Site Information Report
- Copies Annual WAIRE Report(s)
- Copy of any approved Custom WAIRE Plan(s)
- Fleet data (invoices, vehicle registration, model year, fuel type, license plate numbers)
- Information about any onsite energy generation equipment
- Information about any onsite alternative fueling station(s)
- Information about any onsite yard truck(s)
- Information on any air filter systems or filters installed or replaced for the surrounding community

- Copies of exemption documentation
- Copies of lease agreement

If South Coast AQMD staff identify a discrepancy in the warehouse operator's WAIRE Program reporting such as a an issue with the truck trip counts, the reporting metrics submitted, or similar differences, the South Coast AQMD inspector will discuss the issue(s) with the warehouse operator to determine the cause of the issue(s) or require further documentation and enforcement action may be taken. For example, if the warehouse operator submits in the Annual WAIRE Report that there were 100 ZE tractor visits for the compliance period, and if after verifying the 100 tractor VINs the South Coast AQMD staff determines that only 50 of the truck visits were actually ZE tractors, more detail on the truck visits may be required or a further review of the method for accounting for ZE trucks would be needed. If sufficient proof cannot be provided to support the 100 ZE tractor visits reported, then the warehouse operator may need to obtain more WAIRE Points to satisfy their WPCO. Frequently updating and tabulating reporting metrics would limit discrepancies and provide more documentation to support submitted WAIRE Program reports.

Appendix B: WAIRE MENU TECHNICAL REPORT**DRAFT WAIRE Menu Technical Report****OVERVIEW**

This technical report describes the methodology used to determine how WAIRE Points are attributed to each of the actions on the WAIRE Menu provided in PR 2305. Section 1 of this report presents an overview of how the Points are determined within the Menu, while all subsequent sections presents detailed methodologies for each Menu item.

SECTION 1) WAIRE Points Calculation Methodology

This section describes the general methodology used to determine how WAIRE Points are attributed to each of the actions on the WAIRE Menu. While this methodology is used to determine the value of each WAIRE Menu action during the rulemaking process, warehouse operators and/or owners will not need to use this calculation methodology document to determine how to comply with the rule. For compliance, warehouse operators (and in some cases owners if they choose to comply on behalf of their operator) will only need to consult the WAIRE Menu itself to determine how many actions, or how much of each action to complete for compliance.

WAIRE Points may be earned in two ways, through the purchase of near-zero (NZE) and zero emission (ZE) equipment or equipment that facilitates its use, and through the usage of NZE and ZE equipment. WAIRE Points are assigned based on three key parameters, cost, regional emissions reductions, and local emissions reduction. The cost parameter is based on the incrementally higher cost a warehouse operator faces when choosing to purchase NZE/ZE equipment (compared to conventional diesel technology). The regional emissions reduction parameter is based on the reduction in nitrogen oxides (NOx) emissions from using ZE/NZE equipment. The local emissions reduction parameter is based on the reduction in Diesel Particulate Matter (DPM)¹ from using ZE/NZE equipment.

In practice, the actual costs and emission reductions of each implemented action will likely vary for each warehouse operator. Calculating these unique values on a case-by-case basis would impose a considerable administrative burden to both the regulated community and to South Coast AQMD. In order to simplify compliance and administration of PR 2305, WAIRE Points for each Menu action are determined using representative default values described in the calculation methodology summaries that follow.

Section 1a) WAIRE MENU ANNUALIZED UNITARY METRICS AND BINS
WAIRE Points values in the WAIRE Menu are determined for each action based on a single Annualized Unitary Metric (AUM). The AUM is the default level of implementation used for

¹ DPM is both a component of the criteria pollutants PM10 and PM2.5, and a toxic air contaminant. Emissions of DPM from warehouse indirect sources can contribute to high-level, localized pollutant concentrations that can significantly affect air quality and public health for populations near warehouses.

calculating each WAIRE Menu action's Points. For example, the AUM for the truck acquisition WAIRE Menu action is one truck acquired during the compliance year. The cost and regional and local emissions reductions are calculated for acquiring one truck and used to determine the default WAIRE Point value for that Menu action. Warehouse operators use these default Point values in the WAIRE Menu to determine how many Points they earned in total depending on their level of implementation. For example, the default Point value in the Menu for acquiring one ZE class 8 truck is 126 Points. If a warehouse operator acquired five ZE trucks, they would earn a total of 630 Points (126 Points for each truck acquisition). Similarly, for ZE class 8 truck visits, the AUM of 365 visits per year (one per day on average) yields 27 Points in the WAIRE Menu. If a warehouse operator only has 100 ZE class 8 truck visits during a compliance year, they would earn a total of 7.4 Points² $[(100 \div 365) \times 27 = 7.4]$. The AUM's for each WAIRE Menu action are described in the individual calculation methodology summaries that follow.

WAIRE Points are also calculated using a point binning system to simplify the merging of the cost, regional emission reduction, and local emissions reduction parameters. For the AUM, Points are earned for each \$25,000 incremental cost, 25-pound NOx regional emission reduction, and 0.25-pound DPM local emission reduction. Once these three parameters are calculated, their binned points are summed to yield the total default WAIRE Points earned for that action.

Section 1b) COSTS:

The costs for each WAIRE Menu action are based on the annualized incremental costs difference between the new ZE/NZE technology and the costs of the conventional diesel equivalent. Due to existing statutory or regulatory prohibitions, most state incentive funding programs used to offset the higher purchase price of ZE/NZE vehicles and equipment cannot be used to aid in complying with state or federal law or South Coast AQMD rules or regulations³, and incentive funds are not considered in these costs. However, WAIRE Points may be earned from the usage of incentivized vehicles/equipment. For example, if a warehouse operator owns a fleet of trucks, and they want to purchase a ZE or NZE truck, they will need to decide among two options. First, they could purchase the truck at full price and receive WAIRE Points for that action. Second, they could instead choose to receive incentive funding for that purchase but not earn any WAIRE Points for the truck purchase. In both instances, they would be allowed to receive WAIRE Points for the visits that this truck makes to their warehouse.

² WAIRE Points are calculated to no more than one decimal place.

³ California Health and Safety Codes 44281(b), 44391.4(a), 44271(c), CCR Title 13, Ch. 8.2 Sec. 2353 (c)(4), Moyer Guidelines Ch. 2, CA Beneficiary Mitigation Plan

Section 1c) REGIONAL EMISSION REDUCTIONS:

Regional emission reductions are calculated in two ways. First, NO_x reductions are calculated from using ZE/NZE vehicles and equipment for activities associated with the warehouse. Second, regional NO_x emission reduction Points are calculated for WAIRE Menu items affiliated with the acquisition of ZE/NZE vehicles/equipment at a rate of \$100,000 per ton of NO_x. This is the cost effectiveness threshold that South Coast AQMD utilizes in its Carl Moyer incentive funding program. These regional emission reduction Points are assigned to these acquisition Menu items because if a facility chose to pay that level of funding as a mitigation fee, South Coast AQMD would likely spend the funds using the same cost effectiveness threshold.

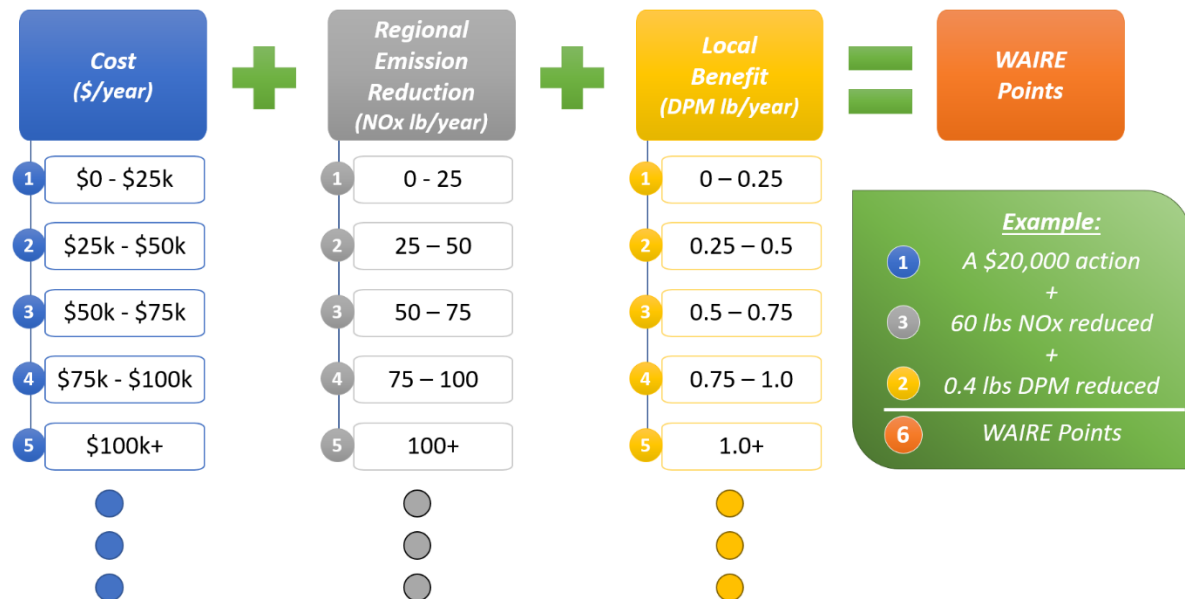
Section 1d) LOCAL EMISSION REDUCTIONS:

Local emission reductions are calculated in a similar manner as regional emission reductions, except that Diesel Particulate Matter (DPM) is used instead of NO_x.

Section 1e) EXAMPLE:

Figure 1, below, presents one example of how the calculation methods discussed above would yield the total WAIRE Points earned. In this example, an AUM would cost \$20,000 and result in a 60 lbs/year NO_x reduction, and a 0.4 lbs/year DPM reduction. Combining the three together would result in a total of 6 WAIRE Points. Specific calculations for each WAIRE Menu action are included in the following sections.

Figure 1: WAIRE Points Calculation



SECTION 2) Zero and Near-Zero Emission Truck Visits and Truck Acquisitions

Description: Two key factors affect the analysis of ZE and NZE trucks – the definitions of ZE and NZE, and the truck class. In the context of PR 2305, the definition of a ZE truck is the same as CARB’s Advanced Clean Trucks Regulation definition. At the time of this writing, CARB’s draft definition for ZE truck is one “*with a drivetrain that produces zero exhaust emission of any criteria pollutant (or precursor pollutant) or greenhouse gas under any possible operational modes or conditions.*” For PR 2305 a NZE truck is one in which the engine meets CARB’s lowest Optional Low NOx standard at the time of manufacture, which is currently 0.02 g/hp-hr NOx.

In addition to drivetrain technology, trucks are commonly classified based on their Gross Vehicle Weight Rating (GVWR). Throughout this document Class 2b-7 refers to heavy duty trucks with GVWR of 8,501 – 33,000 lbs and Class 8 trucks with GVWR of greater than 33,000 lbs. Table 1 below presents truck classifications.

Table 1. Truck Classes

Truck Class	GVWR (lbs)
Class 2b	8,501 – 10,000
Class 3	10,001 – 14,000
Class 4	14,001 – 16,000
Class 5	16,001 – 19,500
Class 6	19,501 – 26,000
Class 7	26,001 – 33,000
Class 8	33,001 & over

Commercial Availability: The ZE truck market is beginning to grow rapidly with many models entering the commercial market today and many major manufacturers announcing plans for future commercialization of battery-electric and hydrogen fuel cell electric trucks.⁴ Some notable manufacturer announcements include: Daimler Class 8 eCascadia, Navistar battery-electric Class 8, Volvo battery-electric VNR Class 8, Tesla’s long range battery-electric tractor, BYD’s battery-electric Class 6 and 8, Nikola’s and Kenworth (in conjunction with Toyota) hydrogen fuel cell tractors, Sea Electric Class 4-8 battery-electric trucks, Lion Electric’s Class 6-8 battery-electric trucks, Amazon’s order of 100,000 Rivian’s battery electric trucks, etc. NZE engines are currently available in two sizes – 11.9 liter and 8.9 liter. Major truck manufacturers offer these engines in different truck classes, including for class 8 regional haul and/or drayage truck operations.

Operation: Trucks that visit warehouses may be owned by the warehouse operator, or by a motor carrier not affiliated with that warehouse. Arrangements for truck visits to the site to deliver or pick up goods is typically made by the owner of the goods, or someone acting on their behalf. As such, each individual truck visiting a warehouse can have a unique operating profile that may not be shared by any other truck visiting that site. One truck may travel 30 miles on the inbound trip, and only two miles on the outbound trip. Another truck may be loaded with goods from multiple warehouses or stores, and determining what portion of a trip to attribute to each warehouse would be impractical. Finally, trucks may idle their engines for short periods while at the

⁴ A useful reference is the online ZETI tool. <https://globaldrivetozero.org/tools/zero-emission-technology-inventory/>

warehouse before or after the trailer is dropped off/picked up. For the emissions and cost analyses presented below, input parameters are meant to be broadly applicable and may not reflect any one individual truck trip or truck acquisition.

SECTION 2a) ZE/NZE Truck Acquisitions⁵

ZE/NZE Truck Purchase Prices: Several key references were consulted to estimate incremental purchase prices for NZE and ZE trucks relative to conventional diesel trucks including: CARB's Advanced Clean Truck Regulation (ACT), Standardized Regulatory Impact Assessment (SRIA)⁶ and Total Cost of Ownership Discussion Documents⁷, California Energy Commission's Revised Transportation Demand Forecast⁸, the Ports' Feasibility Study⁹, ICF's Intensive Literature Review for Medium and Heavy-Duty Electrification in California¹⁰, NACFE's TCO Calculator¹¹, as well as data from South Coast AQMD's Carl Moyer Grant Program and CARB's HVIP program. While cost estimates vary somewhat among these references, the single point estimates shown in Table 2 below are consistent with these previous analyses.

Table 2. Incremental Costs for NZE and ZE Truck Purchases

WAIRE Menu Item		Annualized Unitary Metric	Incremental Cost (\$/metric)
Class 8 Truck	NZE	1 truck purchased	\$65,000
Class 4-7 Truck			\$30,000
Class 8 Truck	ZE		\$150,000
Class 4-7 Truck			\$80,000
Class 2b-3 Truck			\$16,000

WAIRE Points for ZE/NZE Truck Acquisitions: Acquisition of NZE Class 8 and Class 4-7 trucks earns 3 and 2 WAIRE Points, respectively. Similarly, the acquisition of ZE Class 8, Class 4-7, and Class 2b-3 trucks earns 6, 4, and 1 WAIRE Points, respectively. In addition, using a cost-effectiveness of \$100,000 per ton of NO_x, WAIRE Points for regional emission reductions for Class 8 and 4-7 NZE truck acquisitions are 52 and 24 WAIRE Points, respectively. For ZE truck acquisitions, Class 8, 4-7, and 2b-3 earns 120, 64, and 13 WAIRE Points, respectively.

⁵ WAIRE Points can be earned from either truck purchases or truck leases. Points are calculated assuming trucks are purchased.

⁶ <https://ww3.arb.ca.gov/regact/2019/act2019/appc.pdf>

⁷ <https://ww3.arb.ca.gov/regact/2019/act2019/apph.pdf>

⁸ <https://efiling.energy.ca.gov/GetDocument.aspx?tn=230885&DocumentContentId=62525>

⁹ <https://cleanairactionplan.org/documents/final-drayage-truck-feasibility-assessment.pdf/>

¹⁰ https://caletc.com/wp-content/uploads/2019/01/Literature-Review_Final_December_2018.pdf

¹¹ <https://nacfe.org/future-technology/medium-duty-electric-trucks-cost-of-ownership/>

SECTION 2b) Truck Visits

Regional and Local Emission Reductions from ZE/NZE Truck Visits: Key parameters that can affect the emissions estimate from any one individual trip include: trip length, truck class, vehicle powertrain, and vehicle speed. Collecting all the necessary information to calculate precise emissions estimates for each trip is not feasible as it would require 1) instrumenting all trucks with telematics systems that report uniform data, 2) requiring detailed information reporting about truck loads (e.g., how much of the goods in each truck trailer is being transported to each location), and 3) conducting substantial data analysis to determine the emissions associated with each truck trip. Because of these challenges, various models are used to estimate emissions from trucking activity. In particular, CARB's EMFAC model and SCAG's Heavy-Duty Truck Regional Travel Demand model provide emissions estimates in the South Coast AQMD.

EMFAC2017 provides activity and emission rates for on-road vehicles that operate within California. EMFAC categories¹² and their relationship to truck class are shown in Table 3 below. EMFAC categorizes all truck types that are on the road, however the analysis presented here is limited to those categories that are most likely to deliver goods to and from warehouses.

Table 3. EMFAC Truck Categories

EMFAC Category	Description	Truck Class
LHD1 - DSL	Light-Heavy-Duty Trucks (GVWR 8,501-10,000 lbs)	Class 2b-3
LHD1 - GAS		
LHD2 - DSL	Light-Heavy-Duty Trucks (GVWR 8,501-10,000 lbs)	
LHD2 - GAS		
T6 CAIRP Small	Light-Heavy-Duty Trucks (GVWR 10,001-14,000 lbs)	Class 4-6
T6 Instate Small	Medium-Heavy Duty Diesel Instate Truck with GVWR<=26,000 lbs	
T6 OOS Small	Medium-Heavy Duty Diesel Out-of-State Truck with GVWR<=26,000 lbs	
T6 CAIRP Heavy	Medium-Heavy Duty Diesel CA International Registration Plan Truck with GVWR>26,000 lbs	Class 7
T6 Instate Heavy	Medium-Heavy Duty Diesel Instate Truck with GVWR>26,000 lbs	
T6 OOS Heavy	Medium-Heavy Duty Diesel Out-of-State Truck with GVWR>26,000 lbs	
T7 CAIRP	Heavy-Heavy Duty Diesel CA International Registration Plan Truck with GVWR>33,000 lbs	Class 8
T7 NNOOS	Heavy-Heavy Duty Diesel Non-Neighboring Out-of-State Truck with GVWR>33,000 lbs	
T7 NOOS	Heavy-Heavy Duty Diesel Neighboring Out-of-State Truck with GVWR>33,000 lbs	
T7 POLA	Heavy-Heavy Duty Diesel Drayage Truck in South Coast with GVWR>33,000 lbs	
T7 Tractor	Heavy-Heavy Duty Diesel Tractor Truck with GVWR>33,000 lbs	

¹² <https://ww3.arb.ca.gov/msei/downloads/emfac2017-volume-iii-technical-documentation.pdf> (Table 6.1-1)

Baseline weighted averages of NOx and PM10 emission rates¹³ for calendar year 2023 for running exhaust (RUNEX), exhaust from engine startups (STREX), and idling exhaust (IDLEX) of the above-mentioned truck categories are presented below.

Table 4. Weighted average emission rates (g/mi for RUNEX, g/trip for STREX, g/vehicle/day for IDLEX)

Truck Class	NOx			DPM			Mile/trip ¹⁴	Trip/day/truck ¹⁵
	RUNEX	IDLEX	STREX	RUNEX	IDLEX	STREX		
Class 2b-3	0.727	0.888	0.290	0.008	0.013	0	15.3	1.3
Class 4-7	1.079	2.855	2.117	0.007	0.001	0	14.2	5.9
Class 8	2.372	76.203	2.028	0.020	0.027	0	39.9	5.2

The regional and local emission reductions achieved by switching to ZE trucks relative to baseline emissions are calculated using Equation 1 below. While regional emission reductions from switching to NZE trucks is assumed to equal 90% of the reduction compared to ZE trucks, local emission reductions are assumed to be the same between ZE and NZE as NZE trucks are fueled by natural gas and do not emit DPM.

Equation [1]:

$$\begin{aligned}
 & \text{Emission Reduction } \left(\frac{\text{lb}}{\text{trip}} \right) \\
 &= \left[\left(\text{RUNEX} \left(\frac{\text{g}}{\text{mi}} \right) \times \frac{\text{mi}}{\text{trip}} \right) + \left(\text{STREX} \left(\frac{\text{g}}{\text{trip}} \right) \right) + \left(\frac{\text{IDLEX} \left(\frac{\text{g}}{\text{day.truck}} \right)}{\frac{\text{trip}}{\text{day.truck}}} \right) \right] \times \frac{1 \text{ lb}}{453.592 \text{ g}}
 \end{aligned}$$

Results of the calculation for the two truck class categories are presented in Table 5 below.

Table 5. NOx and DPM emission reductions for a single truck trip

Truck Class	ZE Truck		NZE Truck	
	NOx lb/trip	DPM lb/trip	NOx lb/trip	DPM lb/trip
Class 2b-3	0.027	0.0003	N/A	N/A
Class 4-7	0.040	0.0002	0.036	0.0002
Class 8	0.247	0.002	0.222	0.002

¹³ VMT-weighted, population-weighted and number of starts-weighted averages were computed to equalize the frequency of the values for RUNEX, IDLEX and STREX emission rates, respectively, in the data set by multiplication of each truck category emission rates to its corresponding VMT, population or number of starts and then dividing by the sum of total VMT, population or number of starts.

¹⁴ SCAG 2016 RTP mileage rates for medium-heavy (Class 4-7) and heavy-heavy trucks (Class 8)

¹⁵ Truck populations from EMFAC and trips/day from SCAG 2016 RTP. A trip is a one-way trip, while a ‘visit’ to a warehouse includes the incoming trip and the outgoing trip.

Table 6 below illustrates the method used in determining point values based on regional and local emissions reductions using results in Table 5.

Table 6. NO_x and DPM emission reductions for the Annualized Unitary Metric

WAIRE Menu Item		Annualized Unitary Metric (AUM)	Annualized Regional Emission Reductions (lb NOx/AUM)	Annualized Local Emission Reductions (lb DPM/AUM)
Class 8 Truck	NZE	365 truck visits	$0.9 \times 180.3 = 162.3$	1.3
Class 4-7 Truck			$0.9 \times 29.2 = 26.3$	0.1
Class 8 Truck	ZE		$0.247 \times 2 \times 365 = 180.3$	$0.002 \times 2 \times 365 = 1.3$
Class 4-7 Truck			$0.040 \times 2 \times 365 = 29.2$	$0.0002 \times 2 \times 365 = 0.1$
Class 2b-3	ZE		$0.027 \times 2 \times 365 = 19.7$	$0.0003 \times 2 \times 365 = 0.2$

WAIRE Points from ZE/NZE Truck Visit Emission Reductions: For the annualized regional NO_x emission reductions, 365 truck visits from Class 8 ZE and NZE trucks will earn 8 and 7 WAIRE Points. Similarly, Class 4-7 ZE and NZE will earn 2 WAIRE Points, and Class 2b-3 ZE will earn 1 WAIRE Point. The associated local DPM emission reductions will earn 6 WAIRE Points for both ZE and NZE Class 8 truck visits, 1 WAIRE Point for both ZE and NZE Class 4-7 truck visits, and 1 WAIRE Point for ZE Class 2b-3.

Costs from ZE/NZE Truck Visits: The incremental cost of a truck visit used in the WAIRE Menu is based on the total cost of ownership of a ZE or NZE truck compared to an equivalent conventional diesel truck, taking into account the estimated total number of trips that truck will take in its useful life. The total cost of ownership (TCO), assuming a 12-year life, for Class 3, 4, 6 and 8 conventional diesel, battery electric, and hydrogen fuel cell trucks were obtained from CARB's Advanced Clean Truck Total Cost of Ownership Discussion Documents. The key components of the TCO include:

- (1) Capital cost: vehicle capital cost, taxes associated with the vehicle purchase, financing costs for the vehicle
- (2) Fuel cost¹⁶: The cost of the fuel
- (3) Other cost: maintenance costs, midlife costs¹⁷, vehicle registration, and residual values at the end of the truck's operating life

Tables 7, 8, 9, and 10 below present the base TCO data used in this analysis for Class 3, 4, 6, and 8 diesel, battery-electric, and hydrogen fuel cell trucks. The total cost of ownership for Class 6

¹⁶ Low Carbon Fuel Standard credits were not included in the analysis presented here.

¹⁷ Midlife costs are the cost of rebuilding or replacing major propulsion components due to wear or deterioration. For diesel vehicles, this would be a midlife engine rebuild, for battery-electric vehicles this would be a battery replacement, and for a hydrogen fuel-cell vehicle this would be a fuel cell stack refurbishment.

CNG shown in Table 8 was estimated using a similar approach as Table 9, with modifications made to the incremental purchase cost, fuel cost¹⁸ and fuel economy^{19,20}. Maintenance cost of natural gas vehicles were assumed to be about one to two cents per mile greater than for diesel vehicles due to more frequent oil changes and inspections, and higher replacement costs for spark plugs and injectors²¹. A summary of the analyses in Tables 7, 8, 9, and 10 is shown in Table 11.

Table 7. Base TCO data for Class 3 trucks²²

	Diesel	Battery Electric	Hydrogen Fuel Cell	Natural Gas NZE
Annual Miles	15,000	15,000	15,000	TCO information was not found in the literature (Most NZE trucks in this Class are conversions)
Operating Years	12	12	12	
Energy Storage	-	38 kWh	10 kWh/10 kg	
Total Capital Cost	\$53,110	\$86,568	\$306,673	
Average Fuel Cost	\$3.74/gal	\$0.18/kWh	\$8.00/kg	
Average Fuel Economy	23.2 mpg	1.79 mi/kWh	58 mi/kg	
Total Fuel Cost	\$20,817	\$13,142	\$25,986	
Lifetime Maintenance Cost	\$23,731	\$17,779	\$23,731	
Midlife Cost	\$0	\$0	\$42,982	
Registration Fees	\$8,331	\$7,509	\$13,919	
Residual Values	(\$8,207)	(\$4,104)	(\$2,052)	
Total Other Cost	\$23,855	\$21,204	\$78,580	
Total	\$97,782	\$113,657	\$410,258	

¹⁸ <https://nacfe.org/future-technology/medium-duty-electric-trucks-cost-of-ownership/>

¹⁹ https://afdc.energy.gov/files/u/publication/ng_regional_transport_trucks.pdf (Figure 5)

²⁰ https://www.energy.gov/sites/prod/files/2014/03/f8/deer12_kargul.pdf

²¹ https://ww3.arb.ca.gov/msprog/tech/techreport/ng_tech_report.pdf

²² <https://nacfe.org/future-technology/medium-duty-electric-trucks-cost-of-ownership/>

Table 8. Base TCO data for Class 4 trucks²³

	Diesel	Battery Electric	Hydrogen Fuel Cell	Natural Gas NZE
Annual Miles	15,000	15,000	Class 4 H2 trucks are not expected in the near future	TCO information was not found in the literature
Operating Years	12	12		
Energy Storage	-	120 kWh		
Total Capital Cost	50,000	100,000		
Average Fuel Cost	\$3.74/gal	\$0.17/kWh		
Average Fuel Economy	10 mpg			
Total Fuel Cost				
Lifetime Maintenance Cost				
Midlife Cost				
Registration Fees				
Residual Values	\$500	\$5,000		
Total Other Cost				
Total	\$124,229	\$177,345		

Table 9. Base TCO data for Class 6 trucks²⁴

	Diesel	Battery Electric	Hydrogen Fuel Cell	Natural Gas NZE
Annual Miles	24,000	24,000	24,000	24,000
Operating Years	12	12	12	12
Energy Storage	-	104 kWh	50 kWh/20 kg	-
Total Capital Cost	\$88,705	\$172,225	\$330,967	\$118,705
Interest Rate	5%			
Financed Period	5 years			
Average Fuel Cost	\$3.74/gal	\$0.17/kWh	\$8.00/kg	\$2.42/GGE
Average Fuel Economy	7.4 mpg	1.04 mi/kWh	14.1 mi/kg	6.3 mpg
Total Fuel Cost	\$104,349	\$33,472	\$171,398	\$110,629
Lifetime Maintenance Cost	\$49,138	\$36,853	\$49,138	\$54,898
Midlife Cost	\$0	\$0	\$32,237	\$0
Registration Fees	\$11,592	\$10,860	\$15,482	\$11,000
Residual Values	(\$10,477)	(\$5,239)	(\$2,619)	(\$10,477)
Total Other Cost	\$50,252	\$42,474	\$94,237	\$55,421
Total	\$243,306	\$248,171	\$596,603	\$340,176

²³ <https://nacfe.org/future-technology/medium-duty-electric-trucks-cost-of-ownership/>²⁴ <https://nacfe.org/future-technology/medium-duty-electric-trucks-cost-of-ownership/>

Table 10. Base TCO data for Class 8 trucks²⁵

	Diesel	Battery Electric	Hydrogen Fuel Cell	Natural Gas NZE
Annual Miles	54,000	54,000	54,000	68,383
Operating Years	12	12	12	12
Energy Storage	-	510 kWh	10 kWh/10 kg	-
Total Capital Cost	\$167,500	\$593,662	\$786,486	\$192,710
Interest Rate	5%			12.5%
Financed Period	5 years			
Average Fuel Cost	\$3.74/gal	\$0.15/kWh	\$8.00/kg	\$2.92/DGE
Average Fuel Economy	5.9 mpg	0.48	11.2 mi/kg	5.1 mi/DGE
Total Fuel Cost	\$296,381	\$152,074	\$486,820	\$469,831
Lifetime Maintenance Cost	\$95,484	\$71,613	\$95,484	
Midlife Cost	\$0	\$42,949	\$94,023	
Registration Fees	\$27,545	\$21,472	\$26,548	
Residual Values	(\$15,453)	(\$7,727)	(\$3,863)	
Total Other Cost	\$107,576	\$128,308	\$212,192	
Total	\$571,456	\$874,044	\$1,485,498	\$624,925

Table 11. Summary of TCO Analyses from Literature Review

Truck Class	Ownership period	Annual Mileage	Diesel	Low-NOx CNG	Battery-Electric	Hydrogen Fuel Cell
Class 3	12	15,000	\$97,782		\$113,657	\$410,258
Class 4	12	15,000	\$124,229 ¹		\$177,345 ¹	
Class 6	12	24,000	\$243,306 ²	\$340,176	\$248,171 ²	\$596,603 ²
Class 8 (Ports Study)	12	68,383	\$598,122 ³	\$624,925 ³	\$1,063,000 ³	
Class 8 (CARB TCO)	12	54,000	\$571,456 ²		\$874,044 ²	\$1,485,498 ²

1. <https://nacfe.org/future-technology/medium-duty-electric-trucks-cost-of-ownership/>

2. <https://ww3.arb.ca.gov/regact/2019/act2019/apph.pdf>

3. <https://cleanairactionplan.org/documents/final-dravage-truck-feasibility-assessment.pdf/>

Using the reported annual mileages shown in Table 11, costs were calculated on a dollar per mile basis, as shown in Equation 2.

²⁵ <https://nacfe.org/future-technology/medium-duty-electric-trucks-cost-of-ownership/>

Equation [2]:

$$TCO \left(\frac{\$}{mi} \right) = \frac{TCO (\$)}{12 (yr) * Annual Mileage \left(\frac{mi}{yr} \right)}$$

Table 12. Total Cost of Ownership calculated as \$/mi

Truck Class	Diesel	Low-NOx CNG	Battery-Electric	Hydrogen Fuel Cell
Class 3	0.54		0.67	2.28
Class 4	0.69		0.99	
Class 6	0.84	1.18	0.86	2.07
Class 8 (Ports Study)	0.73	0.76	1.30	
Class 8 (CARB TCO)	0.88		1.35	2.29

SCAG's Heavy-Duty Truck Regional Travel Demand model provides an estimate of heavy-duty truck activities within South Coast Air Basin. TCO values on a dollar per trip basis are estimated using SCAG's VMT and trip rates in Table 13.

Table 13. Truck activity data from SCAG's Heavy-Duty Truck Regional Travel Demand Model

Truck Class	VMT (mi/day)	Trips (trip/day)	Mile/trip
Class 2b-3	7,456,000	488,000	15.3
Class 4-7	7,744,000	544,000	14.2
Class 8	12,060,000	302,000	39.9

Equation 3 below illustrates the method used to determine TCOs on a dollar per trip basis using the TCOs (\$/mi) in Table 12 and SCAG's mileage rates in Table 13, with results shown in Table 13 equation [3]:

$$TCO \left(\frac{\$}{trip} \right) = TCO \left(\frac{\$}{mi} \right) \times \frac{mi}{trip}$$

Table 14. Total Cost of Ownership (\$/trip)

Truck Class	Diesel	Low-NOx CNG	Battery-Electric	Hydrogen Fuel Cell
Class 3	8.31		10.28	34.96
Class 4	9.80		13.99	
Class 6	12.00	16.77	12.24	29.42
Class 8 (Ports Study)	29.08	30.39	51.69	
Class 8 (CARB TCO)	35.19		53.82	91.47

Although the TCO analyses above assume a 12-year useful life for a truck, motor carriers may require shorter periods over which they absorb the incrementally higher costs of ZE or NZE trucks compared to diesel. The analysis here therefore assumes that this incremental cost is absorbed over a 3-year period, instead of the full 12-year useful life. The incremental cost is therefore multiplied by four ($12 \div 3 = 4$) to determine the default cost for truck visits.

Table 15. Annualized Incremental Costs

Truck Class		Annualized Unitary Metric	Annualized Incremental Cost (\$/metric)
Class 8	NZE	365 truck visits**	$(\$30.39 - \$29.08) \times 4 \times 2 \times 365 = \$3,825$
Class 4-7*			$(\$16.77 - \$12.00) \times 4 \times 2 \times 365 = \$13,928$
Class 8	ZE		$(\$53.82 - \$35.19) \times 4 \times 2 \times 365 = \$54,400$
Class 4-7*			$(\$12.24 - \$12.00) \times 4 \times 2 \times 365 = \701
Class 2b-3			$(\$10.28 - \$8.31) \times 4 \times 2 \times 365 = \$5,752$

*In this analysis, Class 6 TCOs were used for the Class 4-7 category in the WAIRE Menu

** One visit equals two one-way trips

WAIRE Points for ZE/NZE Truck Visit Costs: Based on the costs presented in Table 15, the number of WAIRE Points earned for ZE Class 8, Class 4-7, and Class 2b-3 truck visits are 3, 1, and 1, respectively. One WAIRE Point is earned for both NZE Class 8 and Class 4-7 truck visits.

Total WAIRE Points for ZE/NZE Truck Visits: The total WAIRE Points for truck visits includes Points from the cost, regional emission reductions, and local emission reductions. In addition, because most of the emissions associated with warehouses comes from trucks visits, a multiplier of three is applied to the summed Points to encourage operators to choose this option, and to promote a more rapid return on investment for the purchase of ZE/NZE trucks. For example, for 365 class 8 ZE truck visits, a warehouse would earn: 8 Points for regional, 6 Points for Local, and 3 Points for cost, with a sub-total of 17 Points. The final total for this Menu item would be 51 Points (17×3).

SECTION 3) Electric Charger Usage and Installation

Description: ZE battery electric trucks require specialized charging infrastructure. Installing this infrastructure can require facility electrical upgrades, dedication of space for electrical equipment and vehicle parking, permitting with local authorities, and plans to optimize charger usage. The charging stations themselves range in size and are typically rated based on the amount of kW that can be dispensed. Higher powered charging stations (≥ 350 kW) are just now entering the market, and may require significant construction. On the usage side, the cost of the electricity can vary depending on the time of day when trucks are charged, the kW charging level, and the level of demand charges. Utilities are introducing new rate structures for the use of these stations to address this new market need. Trucks that would use charging infrastructure at a warehouse are likely to travel to destinations unrelated to the warehouse itself, and providing this infrastructure can facilitate greater usage of ZE trucks.

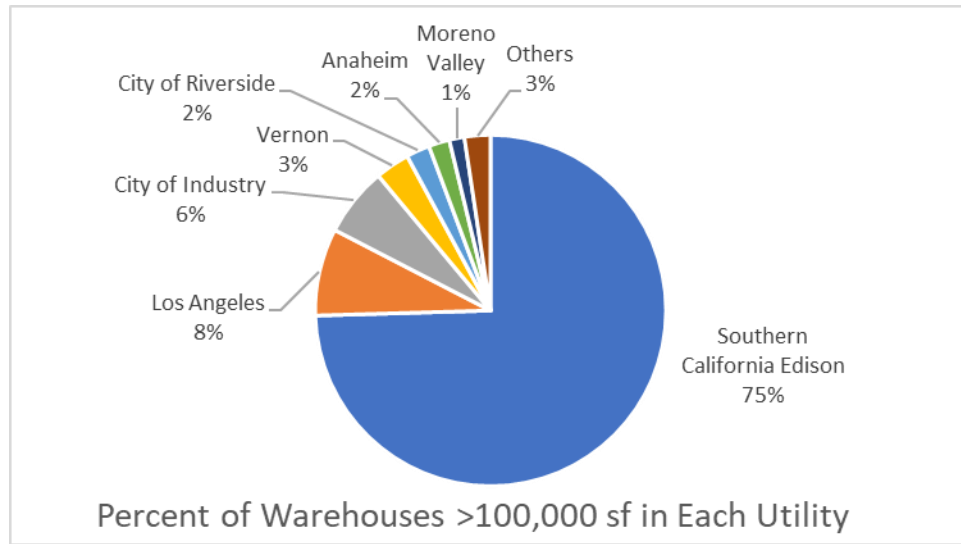
Commercial Availability: Several different manufacturers sell EVSE at a variety of power levels (e.g., Level 2, higher rate chargers, etc.), including with optional power management software that govern how trucks are charged. At the current early stage of commercialization and demonstration of electric trucks, the higher power chargers used for heavy duty vehicle charging have not yet followed a common standard, and proprietary charging systems are commonly tailored to each vehicle. This is expected to change in the near future with the development of a common High Power Charging for Commercial Vehicles standard by the CharIN²⁶ organization. In addition, local utilities and land use agencies are developing programs specifically focused on charging infrastructure upgrades. Notable examples include the Charge Ready Transport program from Southern California Edison (SCE)²⁷, the Commercial EV Charging Station Rebate Program from the Los Angeles Department of Water and Power (LADWP)²⁸, and permit streamlining efforts from many local permitting agencies²⁹. SCE and LADWP collectively provide power to $>80\%$ of warehouses that may be included in PR 2305 (see chart).

²⁶ <http://www.charinev.org/hpccv> - CharIN members include most major vehicle manufacturers as well as many major energy and charging infrastructure companies.

²⁷ <https://www.sce.com/business/electric-cars/charge-ready-transport>

²⁸ www.ladwp.com/ladwp/faces/ladwp/commercial/c-savemoney/c-sm-rebatesandprograms/c-sm-rp-commevstation

²⁹ <http://www.business.ca.gov/ZEVReadiness>



SECTION 3a) Charger Usage

Emissions: While charging infrastructure on its own does not reduce emissions, this equipment does facilitate emissions reductions by providing additional locations for electric vehicles to obtain power and making it possible for their increased use. However, similar to the calculations for truck acquisitions, regional emission WAIRE Points are earned at a \$100,000 per ton of NO_x cost effectiveness level. Both regional and local emission reductions Points are earned when charging stations are used. The amount of regional NO_x emissions reductions is tied to the total amount of dispensed electricity, using default electric vehicle efficiencies and emission rates. The amount of local DPM emissions reductions is set equal to six miles of travel for every charging event³⁰. The Annualized Unitary Metric (AUM) is set at 165,000 kWh, equal to about 450 kWh per day, or enough for five separate two hour-long charging events per day on a 50 kW charger, or to recharge one truck with a 500 kWh battery.

The tables and equations below illustrate the methods used to determine Point values based on regional and local emissions reductions.

Table 16. Electric Vehicle Efficiencies³¹, Emission Rates³², and Emissions Reductions

Truck Category	Efficiency	Emission Rate		Emissions Reductions	
	mile/kWh	NO _x g/mile	DPM g/mile	lb NO _x /kWh	lb DPM/kWh
Class 4-5	1.26	1.08	0.007	0.003	0.00002
Class 6-7	0.8	1.08	0.007	0.002	0.00001
Class 8	0.62	2.37	0.02	0.003	0.00003

³¹ CARB Advanced Clean Truck – Draft Standardized Regulatory Impact Assessment (SRIA), 8/8/2019
<https://ww3.arb.ca.gov/regact/2019/act2019/appc.pdf>

³² <https://www.arb.ca.gov/emfac/2017/>, emission rates are from calendar year 2023

Equation [4]: NOx reductions = (mile/kWh) × (g/mile) × 165,000 kWh/yr ÷ 453.59 (g/lb)

Equation 1 (Class 4-5): $1.26 \times 1.08 \times 165,000 \div 453.59 = 495 \text{ lb NO}_x$

Equation 1 (Class 6-7): $0.8 \times 1.08 \times 165,000 \div 453.59 = 314 \text{ lb NO}_x$

Equation 1 (Class 8): $0.62 \times 2.37 \times 165,000 \div 453.59 = 535 \text{ lb NO}_x$

Equation [5]: DPM reductions = (mile/kWh) × (g/mile) × 165,000 kWh/yr ÷ 453.59 (g/lb)

Equation 2 (Class 4-5): $1.26 \times 0.007 \times 165,000 \div 453.59 = 3.2 \text{ lb DPM}$

Equation 2 (Class 6-7): $0.8 \times 0.007 \times 165,000 \div 453.59 = 2.0 \text{ lb DPM}$

Equation 2 (Class 8): $0.62 \times 0.02 \times 165,000 \div 453.59 = 4.5 \text{ lb DPM}$

WAIRE Points from Charging Station Usage Emission Reductions: Emission reductions vary for each class of truck. For the WAIRE Menu, the regional and local emission reductions from class 8 trucks are used. Regional emission reductions therefore result in 22 WAIRE Points, while local emission reductions result in 18 WAIRE Points.

Costs of Using Charging Stations: Over the past year staff worked closely with multiple utilities to understand their new commercial EV charging rate structures and developed estimates of the average cost of electricity per kWh. As noted above, about three quarters of all warehouses potentially subject to the rule are located within SCE's jurisdiction. For this analysis, multiple scenarios were evaluated for a five concurrent two hour long charging events per day on a 50 kW chargers. Table 17 reflects the expected charging rate and the average electricity rate for two most appropriate SCE rate schedule for heavy-duty EV charging. The average cost assumes an equal amount of charging in each time window.

Table 17. Annual Average Cost of Electricity* – Two Key SCE Rate Schedules for Charging Stations South Coast AQMD Staff Analysis

Charging Window	SCE TOU-EV-9	SCE TOU-8-RTP
	\$/kWh *	\$/kWh **
On-Peak	0.34	0.28
Mid-peak	0.16	0.25
Off-peak	0.14	0.23

* Demand charges and voltage discount are zero for TOU-EV-9

**Demand charges contributes to 40% of total annual electricity cost – Voltage discount included

***These costs do not account for any LCFS revenue that a facility may receive. The LCFS value may vary depending on market conditions but can be more than \$0.10/kWh.³³

In LADWP jurisdiction the electricity rate can range between \$0.11-0.3 \$/kWh for charging heavy-duty vehicles depending on load factor, daily charging hours, and charging capacity. The provided range by LADWP staff is consistent with the rates provided in Table 5.

Using the \$0.21 \$/kWh rate above, and AUM of 165,000 kWh per year for a charging station, the total annual cost of electricity for the warehouse is \$34,650, equal to two WAIRE Points.

³³ <https://ww3.arb.ca.gov/regact/2019/act2019/appc.pdf>

SECTION 3b) Charger Installation

Costs to Install Charging Stations: Charging infrastructure costs can vary greatly from site to site. The analysis presented here was informed by staff discussions with charger providers, utilities, other industry stakeholders, data from current South Coast AQMD funded projects, and multiple studies (referenced below). Table 18 presents a summary of the range of costs for purchasing and installing different EVSEs.

Electrification projects require site-specific planning and sometimes can take more than one year to implement. Because of this potentially extended period, the charging infrastructure installation WAIRE Menu item includes project milestones to allow warehouses to earn Points for partial completion of charger installation during a compliance year. Three milestones that are common to all charging station projects include purchasing the Electric Vehicle Supply Equipment (EVSE), construction mobilization, and final permit sign off & charger energization. In order to account for splitting charger installations into two separate milestones, it is assumed that the construction mobilization milestone will require up to \$10,000 of the total installation cost, and the remaining cost is incurred during construction and prior to final permit sign-off.

Table 18. Charging Infrastructure Installation Cost Ranges, and Key Incentives/Rebates Programs

Charging Installation Activity	Charger Ranges	Cost Range ^{A-D}
		\$ per charger
EVSE Purchase	150-350 kW	60,000 – 140,000
	51-149 kW	30,000 – 60,000
	19.2-50 kW	10,000 – 30,000
	Up to 19.2 kW	3,000 – 5,000
Charger Installation ¹	19.2-350 kW	10,000 – 80,000
	Level 2	5,000 – 10,000

Notes:

1. Installation cost for one charger includes electrical service extension, permitting, labor costs, and trenching to lay cables

References:

- A. Charging the Future: Challenges and Opportunities for Electric Vehicle Adoption, Henry Lee and Alex Clark, August 2018
- B. Estimating Electric Vehicle Charging Infrastructure Costs across Major U.S. Metropolitan Areas. Michael Nicolas, August 2019
- C. Rocky Mountain Institute Report, <https://www.greenbiz.com/blog/2014/05/07/rmi-whats-true-cost-ev-charging-stations>, 2019
- D. CARB Advanced Clean Truck - Standardized Regulatory Impact Assessment (SRIA), August 2019

WAIRE Points from Charging Station Installations: Table 19 below summarizes the Points that a warehouse would earn for purchasing an EVSE and installing it. Similar to truck acquisitions, regional emission Points are assigned at a \$100,000 per ton of NOx cost effectiveness.

Table 19. Summary of WAIRE Points Earned for Installing Charging Infrastructure

Charger Installation Activity	Cost Points	Regional Emissions Points	Total WAIRE Points
1 EVSE Purchased	6	112	118
	3	48	51
	2	24	26
	1	4	5
1 construction project/ Construction Mobilization	1	8	9
	1	48	5
1 construction project/ Final Permit Sign Off & Charger Energization	3	56	59
	1	48	59

SECTION 4) Hydrogen Fueling Station Installation and Usage

Description: Hydrogen refueling stations (HRS) are used to supply fuel to vehicles with hydrogen fuel cell drivetrains. An HRS is composed of storage and dispensing units and can sometimes include a production unit if the hydrogen is produced on site. If the hydrogen is produced on site or delivered to the station at an intermediary pressure or in liquid state, intermediary storage is also needed along with a compression system.

Commercial Availability: While construction of hydrogen fueling stations has been increasing, with 43 now operating in the state³⁴, they are primarily focused on the light duty vehicle market, or in some cases for transit buses. However, some Class 8 truck manufacturers are actively pursuing the development and commercialization of hydrogen fuel cell trucks over the next few years, including Toyota, Kenworth, Hyundai, and Nikola. Fueling infrastructure will be a critical component to facilitate these new ZE trucks.

Hydrogen Station Installation Costs: Hydrogen prices are influenced by the cost of production, distribution, and sales, among other factors. In addition to AB 8 and CARB's Scoping Plan, the recently-updated Low Carbon Fuel Standard, Executive Orders B-16-2012 and B-48-18 provide strong policy drivers for accelerating commercialization of fuel cell vehicles and their associated hydrogen fuel station network.

Table 20 below presents a summary of costs associated with developing a hydrogen fueling station from literature review and discussion with stakeholders. In this context, total capital cost includes site design and engineering, permitting, equipment, project management, and labor costs.

³⁴ www.veloz.org

Table 20. Hydrogen Fueling Station Costs

	Capacity (kg/day)	Cost (\$)	\$/Capacity (\$/kg/day)	Source
			5000-10,000	CARB Total Cost of ownership Discussion Documents ³⁵
Gaseous H2 LDV fueling system at 700 bar	250	1,725,000	6,900	Moyer Granted Project for Sunline Transit- EPC Design
Gaseous H2 Station- 700 bar Cascade dispensing	700	3,065,724	4,380	Argonne National Lab Heavy Duty Refueling Model, (2016 Dollar) ³⁶
Gaseous H2 Station- 700 bar Booster compressor	700	3,140,211	4,486	
Gaseous H2 Station- 350 bar Cascade dispensing	700	2,029,488	2,899	
Liquid H2 Station- 700 bar via vaporization/compression	700	2,421,134	3,459	Argonne National Lab Heavy Duty Refueling Station Model, (2016 Dollars) ²
Liquid H2 Station- 350 bar via vaporization/compression	700	1,430,748	2,044	
Liquid H2 Station- 700 bar via LH2 pump/vaporization	700	1,541,243	2,202	
Liquid H2 Station- 350 bar via LH2 pump/vaporization	700	1,145,634	1,637	
Onsite H2 Production	7257.5	16,500,000	2,274	Industry stakeholder input
Onsite H2 Production	600	5,000,000	8,333	Industry stakeholder input

WAIRE Points for Hydrogen Station Installation: For the WAIRE Menu an onsite hydrogen fueling station with a capacity of 700kg/day with delivered hydrogen was assumed to cost \$2 million. This would yield 80 WAIRE Points. At a cost effectiveness of \$100,000 per ton of NOx, an additional 1600 Points are earned for regional emissions.

Emission Reductions from Hydrogen Usage: Annualized regional NOx emission reductions and local DPM emission reductions were set to be same as the reductions achieved by usage of onsite electric charger stations at 535 lb NOx/yr and 4.5 lb DPM/yr. Details of the calculation can be found in Section 3 of this report.

Hydrogen Fuel Costs: To determine the annualized unitary metric (AUM) for dispensed hydrogen, a back calculation was conducted based on the amount of regional NOx emissions:

Equation [6]:

$$\begin{aligned}
 \text{Total kg of Dispensed } H_2 &= 535 \left(\frac{\text{lb}}{\text{yr}} \right) \times 453.59 \left(\frac{\text{gr}}{\text{lb}} \right) \times \frac{1}{2.372 \left(\frac{\text{g}}{\text{mi}} \right) \times 16.63 \left(\frac{\text{mi}}{\text{kg } H_2} \right)} \\
 &= 6,152 \frac{\text{kg}}{\text{yr}}
 \end{aligned}$$

Where, 2.372 (g/mi) is the VMT weighted average of NOx running exhaust emission rate of Class 8 trucks considered in this analysis including T7 CAIRP, T7 NNOOS, T7 NOOS, T7 POLA and

³⁵ <https://ww3.arb.ca.gov/regact/2019/act2019/apph.pdf>

³⁶ <https://hdsam.es.anl.gov/index.php?content=hdsam>

T7 Tractor. 16.63 (mi/kg) is the reported fuel economy for a class 8 fuel cell truck³⁷. Given the total kg of dispensed hydrogen calculated above and a retail price of \$10/kg, the annual cost will be \$61,520.

WAIRE Points for Dispensed Hydrogen: Based on the emission reductions stated above, 22 and 18 Points are earned respectively for regional NOx and local DPM. Cost Points would contribute another 3 Points, for a total of 43 Points for 6,152 kg of H₂ dispensed.

³⁷ <https://ww3.arb.ca.gov/regact/2019/act2019/appc.pdf>

SECTION 5) Zero Emissions Yard Truck Acquisition and Usage

Description: Yard trucks (also called yard tractors, terminal trucks, hostlers, yard jockeys, or yard goats) move trailers and containers around warehouse facilities. Most yard trucks at warehouse facilities are diesel fueled and emit NO_x, DPM, and other pollutants. Duty cycles for yard trucks vary depending on use, with heavier use at railyards and port facilities and lighter use typically at warehouses and manufacturing plants, as defined by hours of use and diesel consumption rates. CARB has limited population data for about 1,100 yard tractors operating statewide through its DOORS reporting program for off-road vehicles, but it is unclear how many of these operate at warehouses in South Coast AQMD. In addition, many yard tractors can be on-road vehicles, which are not required to be reported through the DOORS system. For example, about two thirds of the roughly 1,600 yard tractors at the ports of Los Angeles and Long Beach are on-road vehicles.

Commercial Availability: Many battery-electric yard tractor demonstration projects have taken place in the past several years, including in the South Coast AQMD. Following these efforts, multiple manufacturers have begun offering battery-electric ZE yard trucks for sale commercially including OrangeEV, Kalmar Ottawa, and BYD.

Operation: Operation of yard trucks can be tracked by hours of use, with hourly usage varying from <1,000 hours/year up to 6,000 hours/year. The diesel reductions were calculated by using the horse power, hours of use, the load factor, and the pollutant emission factor.

SECTION 5a) ZE Yard Truck Acquisition

WAIRE Points from ZE Yard Truck Acquisition: ZE yard trucks currently cost about \$310,000 while their diesel equivalent costs about \$100,000³⁸. This incremental cost of \$210,000 would earn nine WAIRE Points per ZE yard truck purchased. Similar to the methods used for on-road truck acquisitions, at \$100,000 per ton cost effectiveness, a ZE yard truck acquisition would earn 168 Points for regional emission reductions.

SECTION 5b) ZE Yard Truck Usage

Emissions: From the DOORS data, the most common yard trucks operate a 175 hp, Tier 3 engine. Table 21 below shows the emission factors from the Carl Moyer Guidelines³⁹ for this type of yard truck. Assuming that this type of yard truck operates 1,000 hours per year, and has operated for ten years, the emission reductions from switching to a ZE yard truck are shown in Equation 7 below.

Table 21. Emission Factors for a Tier 3 Yard Truck

Pollutant	Emission Factor (EF) g/hp-hr	Deterioration Rate (DR) g/hp-hr-hr	Load Factor (LF)
NO _x	2.32	0.00003	0.39
DPM	0.088	0.0000044	

³⁸ <https://cleanairactionplan.org/documents/final-cargo-handling-equipment-che-feasibility-assessment.pdf/>

³⁹ <https://ww3.arb.ca.gov/msprog/moyer/guidelines/current.htm>

Equation [7]

$$Emissions = (hp) \times (LF) \times [((total\ hrs\ of\ use) \times (DR)) + (EF)] \times (hrs\ of\ use) \div 453.59 \left(\frac{g}{lb}\right)$$

Equation 7 NOx: $175 \times 0.39 \times [((10 \times 1,000) \times 0.00003) + 2.32] \times 1,000 \div 453.59 = 394\ lbs$

Equation 7 DPM: $175 \times 0.39 \times [((10 \times 1,000) \times 0.0000044) + 0.088] \times 1,000 \div 453.59 = 19.9\ lbs$

Costs: Although purchase prices for ZE yard trucks are higher than their diesel equivalent, once purchased the operational costs are expected to be lower. An analysis by the ports of Long Beach and Los Angeles evaluated the Total Cost of Ownership (TCO) for battery-electric ZE yard trucks in comparison to diesel⁴⁰. This analysis found a TCO for ZE yard trucks to be about \$450,000 (not including infrastructure costs) while equivalent diesel had a TCO of about \$375,000. Assuming a ~12,000 useful life of a yard truck, the annual incremental cost of operating a ZE yard truck for 1,000 hours is shown in Equation 8.

Equation [8]: $(\$450,000 - \$375,000) \times 1,000\ hrs \div 12,000\ hrs = \$6,250$

WAIRE Points from Using ZE Yard Trucks: Following the results from Equation 6, using a ZE yard truck would earn 16 Points for regional emission reductions and 80 Points for local emission reductions. One cost Point would be earned following the results of Equation 7. Similar to the approach for on-road truck visits, a multiplier of three is applied to the sum of cost, regional, and local Points. Therefore the total Points for 1,000 hours of ZE yard truck usage is: $(16 + 80 + 1) \times 3 = 291\ Points$.

⁴⁰<https://cleanairactionplan.org/documents/final-cargo-handling-equipment-che-feasibility-assessment.pdf/>

SECTION 6) Transport Refrigeration Unit Plug (TRU) Acquisition and Usage**Description:**

TRUs are truck or trailer installed refrigeration systems used at cold storage and distribution center warehouses to transport and temporarily store perishable goods and products. Most of the 7,400 truck and 166,000 trailer TRUs that operate in California are powered by diesel-fueled internal combustion engines (ICEs)⁴¹ which emit about 5.5 tons of NOx and 0.2 tons of diesel particulate matter (DPM) daily⁴². Newer TRU technology allow zero emission operations by plugging hybrid and battery electric models into TRU charging infrastructure at warehouses and other destinations. CARB is currently developing a new truck TRU regulation as well as a separate trailer TRU regulation which, among other requirements, could mandate:

- installation of charging infrastructure, and
- truck TRU fleets to annually turn over a portion of their fleet to full ZE technology.

WAIRE Points may only be earned for actions beyond any adopted rules and regulations from U.S. EPA, CARB, or South Coast AQMD. If CARB's previously proposed truck TRU regulation is adopted in the coming years,⁴³ WAIRE Points could only be earned for the installation of TRU plug infrastructure and TRU plug usage beyond CARB requirements, or potentially through a Custom WAIRE Plan thereafter that would demonstrate how actions taken go beyond CARB rules.

Commercial Availability:

Current zero emission operation capable TRUs are: plug-in and hybrid (eTRU); battery-electric; cryogenic; and hydrogen fuel cell. All except the hydrogen fuel cell technologies are commercially available, and are offered for sale commercially by such manufacturers as Advanced Energy Machines, Air Liquide, Boreas, Carrier, Electric Reefer Solutions, and Thermo King. Additionally, there are manufacturers and firms that focus solely on the electric plug-in infrastructure such as CleanFutures and Shorepower Technologies⁴⁴.

Operation: Electric zero emission trailer TRUs and truck TRUs operate using an onboard battery, or via power from the electrical grid if they are plugged into a charger. Hybrid trailer TRUs may operate via a diesel engine when in transit, and in zero emissions mode while plugged into a charger. Charger operators may claim LCFS credits for the electricity dispensed for TRUs, potentially at a level that fully offsets the cost of electricity.⁴⁵ Charger operators are therefore expected to track the total amount of kWh of charger usage for TRUs when they obtain LCFS credits. Plug usage can be tracked by hours of use, 1,460 hours of annual usage or approximately 4 hours per day of TRU plug usage was determined from the 2023 baseline of the TRU ATCM. The 4 hour average use is attributed to truck dwell time at warehouses or delivery destinations.

⁴¹ <https://ww2.arb.ca.gov/sites/default/files/classic/cc/cold-storage/documents/slidesworkshop82019.pdf>

⁴² <https://ww2.arb.ca.gov/resources/documents/2020-mobile-source-strategy>

⁴³ CARB has proposed bifurcating the TRU regulation, with rulemaking in 2021 focusing on TRU trucks, and new emission standards, and later rulemaking focusing on ZE trailers.

⁴⁴ https://ww2.arb.ca.gov/sites/default/files/classic/cc/cold-storage/documents/clean_tru_technology_webinar_slides_handout.pdf

⁴⁵ <https://ww2.arb.ca.gov/sites/default/files/2020-08/Preliminary%20TRU%20Cost%20Doc%20082020.pdf>

Diesel emission reductions were be-calculated by using the horse power, annual hours of use, the load factor, and the pollutant emission factor⁴⁶.

SECTION 6a) TRU Plug Acquisition and Installation

WAIRE Points from TRU Plug Acquisition and Installation: A TRU plug installation costs approximately \$13,600 which includes a Level 2 charger, equipment, design, construction, and installation costs⁴⁷. Using a similar methodology as is described for installing chargers for vehicles in this document, acquisition and installation of a single TRU plug could earn a total of 15 WAIRE Points, with 1 Point for each TRU plug purchased, beginning construction, and receiving final permit sign-off/charger energization. Similar to truck acquisitions, regional emission Points are assigned at a \$100,000 per ton of NOx cost effectiveness, resulting in an additional 12 Points.

SECTION 6b) TRU Plug Usage

Emissions: The 2023 calendar year weighted average emission factors for the South Coast AQMD was used in Equation 1, to calculate the default annual NOx and DPM emission reductions from trailer and truck eTRUs plugging in. The AUM is set at 10,658 kWh, equal to an eTRU plugged in 4 hours per day for 365 days and drawing 7.3 kW of power.⁴⁸

Equation [1]

$$Emissions = (annual\ hours\ of\ use) \times (Pollutant\ Emission\ factor) \div 453.59(\frac{g}{lb})$$

Equation 1 NOx: $1,460 \times 12.60 \div 453.59 = 40.6\ lbs$

Equation 1 DPM: $1,460 \times 0.53 \div 453.59 = 1.7\ lbs$

Costs: Using the AUM of 10,658 kWh, and the \$0.18/kWh rate for electricity calculated for charging station usage in this document (and not considering any potential offset from LCFS credits), the average annual cost to operate a TRU plug is shown in Equation 2.

Equation [2]: $(\$0.21 /kWh) \times 10,658\ kWh = \$2,238.18$

WAIRE Points from Using ZE TRUs: Following the results from Equation 1, using a TRU plug would earn 2 Points for regional emission reductions and 7 Points for local emission reductions. One cost Point would be earned following the results of Equation 2. Similar to the approach for other WAIRE action usage or visits, for replacing diesel-fueled equipment/vehicles, a multiplier of three is applied to the sum of cost, regional, and local Points. Therefore, the total Points for 10,658 kWh from TRU charging is: $(2 + 7 + 1) = 10\ Points$.

⁴⁶ https://ww2.arb.ca.gov/sites/default/files/classic/cc/cold-storage/documents/tru_healthanalysisslidesworkshop10312019.pdf

⁴⁷ <https://ww2.arb.ca.gov/sites/default/files/2020-08/Preliminary%20TRU%20Cost%20Doc%2008202020.pdf>

⁴⁸ <https://ww2.arb.ca.gov/sites/default/files/2020-08/Preliminary%20TRU%20Cost%20Doc%2008202020.pdf>

SECTION 7) Solar Panel System Acquisition and Usage

Description:

Solar panel systems are electric energy generation systems that are composed of the solar panels which collect and convert solar radiation to direct current (DC) power, the racking system which mount the panels and equipment to a rooftop or carport, and the inverter which convert the DC power to alternating current (AC) power. The installations of solar panel systems on warehouse rooftops and carports is an increasing trend which provide renewable power for both warehouse usage and for sale back to the grid. Many commercial buildings with significant rooftop or parking area spaces are incorporating solar panel systems into their operations for financial savings. California is leading the nation with over 600,000 commercial buildings being equipped with solar panel systems, with a solar market penetration of about 2.5%⁴⁹. In the last several years, there have been many technology advancements in solar panels that have made them lighter, more efficient, and more flexible which allows for them to be installed in more applications that have led to a decrease in overall installation costs.

Commercial Availability:

Solar panel systems have wide commercially available throughout California with hundreds of manufacturers and installers who offer a range options for system sizes and component configurations.

Operation:

To analyze the installation and use of solar panel systems, the median solar panel system size was set at 100 kW based on a literature review of Lawrence Berkeley National Laboratory's (LBNL) annual Tracking the Sun Report⁵⁰. The 100 kW solar system parameter was inputted into the National Renewable Energy Laboratory's (NREL) PVWatts⁵¹ calculator specifying a region in the South Coast AQMD jurisdiction which resulted in an annual estimated electrical generation of 165,000 kWh. The 100 kW solar panel system and the 165,000 kWh estimated electrical generation serve as the annual unitary metric (AUM) for solar panel system installation and usage, respectively.

SECTION 7a) Solar Panel System Acquisition and Installation

WAIRE Points from Solar Panel System Acquisition and Installation: Based on LBNL's Tracking the Sun study⁵² the price per kW for a rooftop solar panel system was \$2.60 per kW and a carport solar panel system was estimated to cost \$3.74⁵³. Carport solar panel systems have higher costs due to structural costs to elevate the solar panels to provide the carport or truck shade structure. WAIRE Points are calculated based on the total cost of the installation of the 100 kW solar panel system. Applying the \$2.60 per Watt costs for rooftop installation for the 100 kW solar panel system results in a total acquisition and installation cost of \$260,000. For carport solar panel system installation, the \$3.74 per Watt for carport solar panel system installation for the 100 kW

⁴⁹ <https://emp.lbl.gov/webinar/commercial-rooftop-solar-energy-market>

⁵⁰ <https://emp.lbl.gov/tracking-the-sun>

⁵¹ <https://pvwatts.nrel.gov/>

⁵² https://eta-publications.lbl.gov/sites/default/files/tracking_the_sun_2018_briefing.pdf

⁵³ Based on a confidential data obtained from industry source that requested non-attribution.

solar panel system which results in a total acquisition and installation cost of \$374,000. Using a similar methodology as is described for installing chargers for vehicles in this document, acquisition and installation of a rooftop solar panel system could earn 15 WAIRE Points for a 100 kW rooftop solar panel system, and 19 WAIRE Points for a 100 kW carport solar panel systems.

SECTION 7b) Solar Panel System Usage

Emissions: Using emissions data from local power plants which potentially provide power to warehouses within the South Coast AQMD jurisdiction, a peak rate NOx emission factor of 0.087 lbs/MWh was calculated⁵⁴. The combustion of natural gas at the local power plants do not generate DPM so only NOx is considered in this analysis. The calculated NOx emission factor is used with the AUM of the estimated generation of 165,000 kWh for a 100 kW solar panel system installed on a structure in the South Coast AQMD jurisdiction. Equation 1 shows the calculated the default annual NOx emission reductions from solar panel system usage.

Equation [1]

Emissions = (Power Plant NOx Emission Factor lbs/MWh) × (Total Estimated KWh generated)/1,000

Equation 1 NOx: $0.087 \times 165,000 \div 1,000 = 14.3$ lbs

Costs: No cost is considered for the operation of the solar panel system. After the initial installation costs, the minimal maintenance costs are negligible considering the cost saving from solar electric power generation in comparison to purchasing grid power.

WAIRE Points from Solar Panel System Usage: Following the results from Equation 1, using a solar panel system would earn 1 Point for regional emission reductions. There are no cost or local benefit WAIRE Points contributions.

⁵⁴ Power plant emission calculations were derived from CEMS, eGRID, and EIA data to calculate for the South Coast AQMD jurisdiction

SECTION 8) Installation of Air Filter Systems or Air Filters in Community Facilities**Description:**

The installation of air filter systems or the installation/replacement of air filters is provided on the WAIRE Menu to provide a community benefit in reducing exposure for the communities near warehouses. Air filters have been shown to successfully remove black carbon (BC) and particulate matter (PM) which include ultrafine particles (UFP) (particles with a diameter < 0.1µm), diesel particulate matter (DPM), PM_{2.5} (particles with a diameter < 2.5µm), and PM₁₀ (particles with a diameter < 10µm) of outdoor particles formed from the combustion of fossil fuels that permeate into the indoors.⁵⁵ Exposure to PM contaminants may lead to potential health hazards such as asthma, lung inflammation allergies, and other respiratory or cardiovascular problems⁵⁶. DPM is an air toxin and classified human carcinogen which account for more than 80% of the total cancer risk from air toxics in the south coast air basin (SCAB)⁵⁷. Air filters can be integrated to a heating, ventilation, and air conditioning (HVAC) system or standalone, where the use of high-performance panel filters (HP-PF) resulted in up to 90% removal of UFP, DPM, PM_{2.5}, and PM₁₀, where HP-PF used were minimum efficiency reporting value 16 (MERV 16) filters⁵⁸. The American Society of Heating, Refrigerating, and Air-Conditioning Engineers defines MERV 16 as filters used for HVAC units that remove at least 95% of particles 0.3 microns or larger.

Commercial Availability:

Air filter systems and air filters have wide commercially available throughout California with numerous manufacturers and installers who offer a range options for system sizes and air filter types.

Operation:

Air filters can be installed on existing HVAC units or as standalone units at residences, schools, daycares, hospitals, community centers, and other community locations. The integration of air filters with HVAC units does lead to a decrease in the HVAC pressure as caused by the increased resistance of the filters that captures particles. In time the air filter media becomes saturated with particles leading to further HVAC pressure decreases and decreased particle capture efficiency. For standalone systems that uses its own fan the energy demand to operate at top speed is 100 watts/hr or about 5 kWh for 10 hours of operation for a 5 day week⁵⁹. General service maintenance on the air filters involves replacement, on a set interval period or depending on the activity at the location the filters are installed.

⁵⁵ Polidori A, Fine PM, White V, Kwon PS. Pilot study of high-performance air filtration for classroom applications. *Indoor Air*. 2013

⁵⁶ Liu, L., Poon, R., Chen, L., Frescura, A.M., Montuschi, P., Ciabattini, G., Wheeler, A. and Dales, R. (2009) Acute Effects of Air Pollution on Pulmonary Function, Airway Inflammation, and Oxidative Stress in Asthmatic Children, *Environ. Health Perspect.*, 117, 668–674.

⁵⁷ MATES III Study; South Coast Air Quality Management District, 2008

⁵⁸ Polidori A, Fine PM, White V, Kwon PS. Pilot study of high-performance air filtration for classroom applications. *Indoor Air*. 2013

⁵⁹ Energy draw is based on a vendor estimate for a school installation (Email dated October 11, 2019 to Victor Juan)

WAIRE Points from Air Filter or Air Filter System Installation:

With the emission reductions from the installation of air filter systems or the replacement of air filters being much less than the emission reductions associated with truck purchase, the regional WAIRE Points are related the cost effort considering the same cost effectiveness. The annual metric for the number of air filter systems with MERV 16 air filters installed is 25 systems, and the annual metric for the replacement of air filters is 200 MERV 16 air filters. With the annual metrics and the estimated emission reduction, the installation of 25 air filter systems with MERV 16 air filters equates to 55 WAIRE Points, and the installation/replacement of 200 MERV 16 air filters equates to 51 WAIRE Points.

Costs: The costs for air filter systems with MERV 16 air filters were obtained from vendors and contractors that South Coast AQMD has worked with to install air filter systems and air filters at schools and other facilities as part of mitigation and settlement projects. The estimated costs analyzed for the installation of 25 air filter systems with MERV 16 air filters is \$65,000 and cost for the replacement/installation of 200 MERV 16 air filters is \$60,000. Using the \$0.21 \$/kWh electricity rate that is used in other WAIRE Menu actions and assuming 10 hours of use each day for 365 days, the estimated electricity costs for a standalone air filter system for 365 kWh would be \$76.65.

Appendix C: WAREHOUSE POPULATION METHODOLOGY

The analysis of the population of warehouses subject to PR 2305 was compiled between February 2020 – October 2020. Sources for this population of PR 2305 warehouses include the datasets of: CoStar; Dun & Bradstreet (DNB); Fleetseek; InfoUSA; and Leonard’s List, as well as a visual review with Google Maps. CoStar was the primary dataset used to compile the population of PR 2305 warehouses;¹ this CoStar dataset was cross-referenced against the other datasets listed above, which offered additional warehouse information.

The population of PR 2305 warehouses described in this methodology is a snapshot in time, and is expected to update over time to adjust to changes such as warehouse operators moving in and out of warehouse facilities, operational changes, new warehouses construction, etc. Reporting requirements from PR 2305 will provide more detailed information about warehouse properties, operations, and their characteristics upon the adoption of PR 2305. Although there may be some differences between the statistics determined here and actual warehouse operations at every site, the analysis presented below is believed to provide a representative portrayal of the operators subject to PR 2305 and PR 316. The reporting requirements within PR 2305 will ensure that information used to ensure compliance is up to date and more accurate than can be provided from solely relying on third party commercial data products. The list of warehouses potentially subject to PR 2305 and PR 316 are included in the table following this methodology write-up. This list should not be considered exhaustive, as there may be a small number of additional warehouses that are subject to the requirements of PR 2305 that were not identified in this rulemaking analysis.

Total Population (3,320 warehouses are anticipated to submit a Warehouse Operations Notification Report)

CoStar is a subscription online database for commercial real estate information. According to CoStar data, the total number of industrial facilities potentially covered by PR 2305 could be up to 52,000 facilities, though the actual number that would be classified as warehouses is unclear. CoStar allows the user to utilize a search function to find properties, either through their “Property” search database or their “Tenant” search database. The dataset was exported from CoStar using the “Property” search. CoStar’s search function utilizes filters to help find properties or tenants with specific characteristics. The CoStar filters used to define the characteristics of warehouse facilities applicable to PR 2305’s warehouse inventory are: “Property Type” (industrial and flex), “Building Status” (existing and under renovation), Rentable Building Area, or “RBA” (greater than or equal to 100,000 square feet), “Secondary Type” (distribution, light distribution, light manufacturing, manufacturing, refrigeration/cold storage, truck terminal, and warehouse), and “Market Name” (Inland Empire (California), Orange County (California), and Los Angeles). The submarkets of Mojave River Valley, San Bernardino Outlying, Antelope Valley Industrial, East Los Angeles County Outlying Industrial, and North East Los Angeles County Outlying Industrial were excluded from the property search as they fall outside of South Coast AQMD’s jurisdiction.

¹ All CoStar data contained herein speaks only as of the date referenced, may have materially changed since such date, and was provided “as is” with no guarantee or warranty of any kind. CoStar has no obligation to update or verify any of the CoStar data contained herein. None of the CoStar data contained herein should be construed as investment, tax, accounting or legal advice from CoStar.

Tenants

The CoStar Tenant dataset was exported from CoStar using the “Tenant” search. This dataset was exported to assist in identifying operators at the 3,320 warehouses applicable to PR 2305. Filters used from CoStar to define the characteristics are the same as those selected for the “Property” search, as described above, for consistency. To the extent possible, the Tenant and Property datasets were cross-referenced with each other via the property address. Due to discrepancies and missing information (data provided in CoStar is based on reporting from brokers and researchers), not all the data from these two datasets were able to be matched.

Warehouse Operator Names

The warehouse operators for the 3,320 warehouses were derived from several data sources as each dataset provides different information on tenants, owners, businesses, and companies that differ in definition:

- “Owner Name”, “Property ID”, “Property Address”, “Property Name”, “Company Name”, “City”, and “Zip” from CoStar.
- “Company” from InfoUSA. This dataset is cross-referenced using property addresses.
- “Business Name” from DNB. This dataset is cross-referenced using property addresses.
- “Company” from Leonard’s List. This dataset is cross-referenced using property addresses.

Datasets were refined using the criteria below:

1. If CoStar had data for a property tenant, this was considered to be the correct operator name.
2. If CoStar did not have data for a property, multiple matches between InfoUSA, DNB, and Leonard’s List would be considered the correct operator name.
3. Absent CoStar property tenant data, and no matching data as described in step 2., InfoUSA, DNB, and Leonard’s List were considered the correct operator name in that order of priority.
4. CoStar “Owner Name” was considered the correct operator name if the above steps did not result in an operator.
5. If steps 1-4 did not yield an operator name, or yielded an operator name that appeared to not be a name for a company that would engage in warehousing activities (such as the name of a church), Staff used Google Maps to do a visual verification using Google Maps’ street view to determine an operator name by searching for signage with the operator name on the addressed property or building. If the Google Maps visual verification showed that the property was not for warehouse use (through the name of the property operator or the nature of the property itself, or was a vacant lot), this was considered a potentially inapplicable property for earning WAIRE Points and likely only subject to PR 2305 reporting.

Note that because this dataset was created in order to identify the single most correct operator for each warehouse, this process results in one warehouse operator identified per warehouse. Some warehouses may have multiple operators; identifying warehouses with multiple operators is discussed below.

Facilities Potentially Only Subject to Reporting Under PR 2305 (418 facilities from the total population of 3,320 warehouses)

247 facilities are expected to only need to satisfy PR 2305 reporting requirements because these facilities have less than 100,000 square feet of warehouse space in a single building after excluding CoStar-reported office space. An additional 171 facilities potentially may only be subject to reporting requirements in PR 2305 as visual review with Google Maps indicated that they may not conduct warehousing activities. For example, some facilities were considered inapplicable if they appeared to be mostly used for manufacturing, and unlikely to have 100,000 square feet dedicated to warehouse use.

To aid in this evaluation, only facilities with the “Secondary Type” column designation of “Manufacturing” and “Light Manufacturing” from CoStar were analyzed in this step. Buildings with less than one dock door per 10,000 square feet of building area were further screened out. These facilities with less than one loading docks per 10,000 square feet were visually reviewed with Google Maps to look for visual cues of warehousing use (such as dock doors) or lack thereof (such as manufacturing equipment taking up the majority of the site) to determine if on site warehousing use would be potentially applicable to PR 2305.

From the additional analysis described below, all applicable warehouse statistics considerations are out of the 2,902 applicable warehouses, unless stated otherwise.

Warehouses That Potentially Have Multiple Operators (1,093 warehouses)

CoStar identified the tenancy of warehouses as single, multiple, or unknown number of operators, and also in many cases identifies the last known tenant. However, the accuracy of the businesses identified as tenants within CoStar was not always considered reliable, as historical tenant data could not always be distinguished from multiple current tenants. Based on a review of all available information within CoStar, out of 2,902 warehouses potentially required to earn WAIRE Points, staff identified 1,093 warehouses that potentially have multiple operators, 1,777 potentially have single operators, and 32 are unknown.

Warehouses Whose Operators Potentially Own a Fleet (1,313 warehouses)

Staff identified 1,313 warehouses with operators that potentially own their own truck fleets. To determine this information, staff cross-referenced the warehouse operator names determined above with “Fleet Name” data from the Fleetseek dataset. Because the names of operators and fleets did not exactly match across the two datasets, a fuzzy lookup tool² was used that showed the similarity between operator name and fleet seek name. Operators’ potential fleet ownership was further verified by using data from the Federal Motor Carrier Safety Administration Company Snapshot tool³ and information from company websites. Examples of potential fleet matches that were excluded from the final tally include small fleets (e.g., <3 trucks) that are registered on the east coast who may only share a name with an operator of a warehouse, or fleets who carry cargo not considered likely for warehousing activities under PR 2305 (e.g., refuse).

Although this analysis shows that perhaps ~40% of warehouse operators own a fleet, it is not possible to determine the extent to which any operator’s fleet serves a particular warehouse. The

² Source: <https://www.microsoft.com/en-us/download/details.aspx?id=15011>

³ <https://safer.fmcsa.dot.gov/CompanySnapshot.aspx>

reporting requirements under PR 2305 will provide additional information about warehouse operators who own or lease trucks that serve that warehouse.

Warehouses within Phases of Rule Implementation

PR 2305 would be implemented in three phases: warehouses larger than or equal to 250,000 square feet will be required to comply with PR 2305 in Phase 1; warehouses larger than or equal to 150,000 square feet and less than 250,000 square feet will be added in Phase 2; and warehouses larger than or equal to 100,000 square feet and less than 150,000 square feet will be added in Phase 3. Using the Rentable Building Area data from CoStar, of the 2,902 warehouses potentially required to earn WAIRE Points, 919 warehouses are in Phase 1, 931 warehouses are in Phase 2, and 1,052 warehouses are in Phase 3. For the 418 facilities that are potentially only subject to PR 2305 reporting requirements there are 37 warehouses in Phase 1, 57 warehouses in Phase 2, and 324 warehouses in Phase 3.

Owner-Operators (515 warehouses)

There are 515 warehouses potentially operated by the owners of the warehouse. The applicable warehouse operated by the owners was determined by cross-referencing CoStar warehouse “Owner Name” data with DNB’s “Business Name” data for that same address.

Warehouses Near Ports (202 warehouses)

Staff identified 202 warehouses that are located near the Ports of Los Angeles and Long Beach. Warehouses determined to be Warehouses Near Ports were designated on “Submarket Name” column of the CoStar property dataset as: Carson Industrial; Long Beach South East Industrial; Long Beach South West Industrial; Rancho Dominguez Industrial; San Pedro Industrial; and Wilmington Industrial.

Warehouses with Existing Solar Panels (214 warehouses)

Staff identified 214 applicable warehouses with solar panel systems installed. Google Maps satellite view was used to identify which applicable warehouses that had solar panels systems installed. “Property Address” data from the CoStar property search were searched in Google Maps to complete a visual review of each property to determine the presence of solar panel systems.

Facilities by Secondary Type

The CoStar property search data set provided a secondary industry type designation. These designations are provided under the “Secondary Type” column in the property search dataset. The following breakdown shows the “Secondary Type” designations for the 2,902 warehouses potentially required to earn WAIRE Points under PR 2305: Distribution: 824 facilities; Light Distribution: 5 facilities; Light Manufacturing: 13 facilities; Manufacturing: 419 facilities; Refrigeration/Cold Storage: 42 facilities; Truck Terminal: 33 facilities; and Warehouse: 1,566 facilities.⁴

⁴ These ‘Secondary Types’ were one of the parameters used by IEC in their study of warehouses that may relocate with PR 2305 (“Assessment of Warehouse Relocations Associated with the South Coast Air Quality Management District Warehouse Indirect Source Rule”). That study analyzed 2,638 warehouses that were considered most likely to relocate. The Technical Memorandum on Real Estate Markets Neighboring the South Coast AQMD Region from that study describes the methodology it used relative to these datasets.

Low Floor Area Ratio (FAR) (870 warehouses)

Staff identified 870 warehouses with FARs less than 0.45. The FAR describes the ratio of indoor floor area relative to the total square footage of a property. For single story buildings, lower FARs indicate a large outdoor area, which in the case of warehouses typically indicates a large yard for truck and trailer parking. The lower the FAR, the more likely it is that space could be identified onsite for larger scale ZE charging/fueling infrastructure installations. Warehouses with FARs <0.45 were identified as this is a common value used by local land use agencies for new warehouse developments. The FAR alone is not the sole determinant if a facility can install ZE charging/fueling infrastructure. Facilities with FARs higher than 0.45 may also have the ability to install ZE charging/fueling infrastructure, and conversely some facilities with FARs <0.45 may not have sufficient access to electrical utility infrastructure connections onsite or nearby.

List of Warehouse Addresses Potentially Subject to PR 2305

Property Address	City	State	Zip	Property Address	City	State	Zip
6100 S Wilmington Ave	Huntington Park	CA	90001	140 N Orange	City of Industry	CA	91744
914 E 59th St	Los Angeles	CA	90001	155 N Orange Ave	City Of Industry	CA	91744
1853 E 65th St	Los Angeles	CA	90001	15350 E Stafford St	City Of Industry	CA	91744
1016 E 59th St	Los Angeles	CA	90001	14736 Nelson Ave	City Of Industry	CA	91744
1711 E 58th Pl	Los Angeles	CA	90001	16195 E Stephens St	City Of Industry	CA	91745
8122 Maie Ave	Los Angeles	CA	90001	14625 E Clark Ave	City of Industry	CA	91745
7314 Maie Ave	Los Angeles	CA	90001	16639 E Gale Ave	City Of Industry	CA	91745
5901 Central Ave	Los Angeles	CA	90001	15541 E Gale Ave	City Of Industry	CA	91745
8801 S Alameda St	Los Angeles	CA	90002	16555 Gale Ave	City of Industry	CA	91745
5867 S Los Angeles St	Los Angeles	CA	90003	14425 E Clark Ave	City of Industry	CA	91745
5930 S Wall St	Los Angeles	CA	90003	16900 Chestnut St	Hacienda Heights	CA	91745
3401 S Grand Ave	Los Angeles	CA	90007	360 Parriott Pl W	City Of Industry	CA	91745
3751 S Hill St	Los Angeles	CA	90007	16040 Stephens St	City of Industry	CA	91745
3333 S Grand Ave	Los Angeles	CA	90007	918 S Stimball Ave	City of Industry	CA	91745
2250 Maple Ave	Los Angeles	CA	90011	16049 E Stephens St	City of Industry	CA	91745
900 E 29th St	Los Angeles	CA	90011	16150 E Stephens St	City of Industry	CA	91745
1100 N Main St	Los Angeles	CA	90012	333 S Turnbull Canyon Rd	City of Industry	CA	91745
900 E 3rd St	Los Angeles	CA	90013	15530 E Salt Lake Ave	City of Industry	CA	91745
500 S Central Ave	Los Angeles	CA	90013	15650 Salt Lake Ave	City of Industry	CA	91745
754 Wall St	Los Angeles	CA	90014	768 Turnbull Canyon Rd	City of Industry	CA	91745
808 Wall St	Los Angeles	CA	90014	15615 E Gale Ave	City of Industry	CA	91745
421 E 6th St	Los Angeles	CA	90014	17009 Green Dr	Hacienda Heights	CA	91745
1057 S San Pedro St	Los Angeles	CA	90015	15241 Don Julian Rd	City Of Industry	CA	91745
1816 Oak St	Los Angeles	CA	90015	620 S Hacienda Blvd	City of Industry	CA	91745
401 E Pico Blvd	Los Angeles	CA	90015	16950 Chestnut St	Hacienda Heights	CA	91745
940 W Washington Blvd	Los Angeles	CA	90015	218 S Turnbull Canyon Rd	City of Industry	CA	91745
1525 S Broadway	Los Angeles	CA	90015	17009 E Green Dr	City Of Industry	CA	91745
2340 S Fairfax Ave	Los Angeles	CA	90016	15343 E Proctor Ave	City of Industry	CA	91745
5716 W Jefferson Blvd	Los Angeles	CA	90016	14455 E Clark Ave	City Of Industry	CA	91745
799 Towne Ave	Los Angeles	CA	90021	16425 E Gale Ave	City of Industry	CA	91745
2415 E 15th St	Los Angeles	CA	90021	15450 E Salt Lake Ave	City of Industry	CA	91745
1340 E 6th St	Los Angeles	CA	90021	800 Turnbull Canyon Rd	City of Industry	CA	91745
2000 E 8th St	Los Angeles	CA	90021	15381 E Proctor Ave	City of Industry	CA	91745
1900 Sacramento St	Los Angeles	CA	90021	16253 Gale Ave	City of Industry	CA	91745
921 E Pico Blvd	Los Angeles	CA	90021	500 S Hacienda Blvd	City of Industry	CA	91745
1205 Wholesale St	Los Angeles	CA	90021	16175 E Stephens St	City Of Industry	CA	91745
1334 S Central Ave	Los Angeles	CA	90021	425 Turnbull Canyon Rd	Hacienda Heights	CA	91745
1226 Stanford Ave	Los Angeles	CA	90021	13285 E Temple Ave	City Of Industry	CA	91746
1050 S Stanford Ave	Los Angeles	CA	90021	14300 E Bonelli St	City Of Industry	CA	91746
2415 E 15th St	Los Angeles	CA	90021	14730 Don Julian Rd	City of Industry	CA	91746
1206 E 6th St	Los Angeles	CA	90021	220 S 6th Ave	City Of Industry	CA	91746
1800 Essex St	Los Angeles	CA	90021	14955 E Salt Lake Ave	City Of Industry	CA	91746
1208 Stanford Ave	Los Angeles	CA	90021	15110 E Don Julian Rd	La Puente	CA	91746
801 E 7th St	Los Angeles	CA	90021	13400 E Nelson Ave	City of Industry	CA	91746
1515 E 15th St	Los Angeles	CA	90021	320 S 6th Ave	City of Industry	CA	91746
1701 Bay St	Los Angeles	CA	90021	13170 E Temple Ave	City of Industry	CA	91746
2260 E 15th St	Los Angeles	CA	90021	14923 E Proctor Ave	City of Industry	CA	91746
1396 E 7th St	Los Angeles	CA	90021	14551 Bonelli St	City Of Industry	CA	91746
2045 E Washington Blvd	Los Angeles	CA	90021	13000 Temple Ave	City Of Industry	CA	91746
750 S Alameda St	Los Angeles	CA	90021	440 N Baldwin Park Blvd	City of Industry	CA	91746
1735 S Santa Fe Ave	Los Angeles	CA	90021	13890 E Nelson Ave	City of Industry	CA	91746
1601 E Olympic Blvd	Los Angeles	CA	90021	665 N Baldwin Park Blvd	City of Industry	CA	91746
670 Mesquit St	Los Angeles	CA	90021	13060 E Temple Ave	City of Industry	CA	91746
1444 S Alameda St	Los Angeles	CA	90021	14350 Lomitas Ave	City Of Industry	CA	91746
1807 E Olympic Blvd	Los Angeles	CA	90021	15125 Proctor Ave	City of Industry	CA	91746
800 McGarry St	Los Angeles	CA	90021	14829 Salt Lake Ave	City of Industry	CA	91746
5550 Ferguson Dr	Commerce	CA	90022	13085 E Temple Ave	City of Industry	CA	91746
5500 E Olympic Blvd	Commerce	CA	90022	415 S 7th Ave	City of Industry	CA	91746
5500 Ferguson Dr	Commerce	CA	90022	730 Baldwin Park Blvd	City of Industry	CA	91746
5605 Union Pacific Ave	Commerce	CA	90022	13111 E Temple Ave	City of Industry	CA	91746
5610 Union Pacific Ave	Commerce	CA	90022	15025 Proctor Ave	City of Industry	CA	91746

Property Address	City	State	Zip	Property Address	City	State	Zip
5000 Triggs St	Commerce	CA	90022	505 S 7th Ave	City Of Industry	CA	91746
5750 Grace Pl	Commerce	CA	90022	14438 E Don Julian Rd	City Of Industry	CA	91746
5631 Ferguson Dr	Commerce	CA	90022	14841 Don Julian Rd	City of Industry	CA	91746
5555 E Olympic Blvd	Commerce	CA	90022	200 N Willow Ave	City of Industry	CA	91746
5500 Union Pacific Ave	Commerce	CA	90022	14317 Don Julian Rd	City Of Industry	CA	91746
5600 E Olympic Blvd	Commerce	CA	90022	355 N Vineland Ave	City of Industry	CA	91746
4944 Triggs St	Commerce	CA	90022	705 N Baldwin Park Blvd	City of Industry	CA	91746
5510 Grace Pl	Commerce	CA	90022	14528 Bonelli Ave	City of Industry	CA	91746
5471 Ferguson Dr	Commerce	CA	90022	550 S 7th Ave	City Of Industry	CA	91746
2233 Jesse St	Los Angeles	CA	90023	245 N Baldwin Park Blvd	City of Industry	CA	91746
1400 Los Palos St	Los Angeles	CA	90023	315 S 7th Ave	City of Industry	CA	91746
1401 S Hicks Ave	Los Angeles	CA	90023	14850 E Don Julian Rd	City of Industry	CA	91746
1439 S Herbert Ave	Commerce	CA	90023	166 N Baldwin Park Blvd	City of Industry	CA	91746
1815 S Soto St	Los Angeles	CA	90023	14777 Don Julian Rd	City of Industry	CA	91746
2155 E 7th St	Los Angeles	CA	90023	15010 Don Julian Rd	City Of Industry	CA	91746
3600 E Olympic Blvd	Los Angeles	CA	90023	420 S 6th Ave	La Puente	CA	91746
2555 E Olympic Blvd	Los Angeles	CA	90023	14237 E Don Julian Rd	City Of Industry	CA	91746
1363 S Bonnie Beach Pl	Commerce	CA	90023	245 N Vineland Ave	City of Industry	CA	91746
3040 E 12th St	Los Angeles	CA	90023	14641 E Don Julian Rd	City of Industry	CA	91746
4209 E Noakes St	Commerce	CA	90023	14840 E Proctor Ave	City of Industry	CA	91746
4000 Union Pacific Ave	Commerce	CA	90023	300 N Baldwin Park Blvd	City Of Industry	CA	91746
4422 Dunham St	Los Angeles	CA	90023	14255 Lomitas Ave	City of Industry	CA	91746
3170 E Washington Blvd	Los Angeles	CA	90023	13155 E Railroad Ave	City of Industry	CA	91746
2901 E 12th St	Los Angeles	CA	90023	13255 E Amar Rd	City of Industry	CA	91746
3686 E Olympic Blvd	Los Angeles	CA	90023	13500 E Nelson Ave	City of Industry	CA	91746
1151 S Boyle Ave	Los Angeles	CA	90023	120 Puente Ave	City Of Industry	CA	91746
3700 E Olympic Blvd	Los Angeles	CA	90023	14505 E Proctor Ave	City of Industry	CA	91746
3900 Union Pacific Ave	Los Angeles	CA	90023	14840 Don Julian Rd	City Of Industry	CA	91746
1430 S Eastman Ave	Los Angeles	CA	90023	325 N Baldwin Park Blvd	City of Industry	CA	91746
3100 E Washington Blvd	Los Angeles	CA	90023	321 Vineland Ave	City Of Industry	CA	91746
3888 E Washington Blvd	Vernon	CA	90023	13007 Crossroads Parkway South	City Of Industry	CA	91746
4130 Noakes St	Commerce	CA	90023	14421 E Bonelli St	City Of Industry	CA	91746
2824 E 12th St	Los Angeles	CA	90023	14724 Proctor Ave	City of Industry	CA	91746
342 N San Fernando Rd	Los Angeles	CA	90031	111 N Baldwin Park Blvd	City of Industry	CA	91746
3880 N Mission Rd	Los Angeles	CA	90031	13110 Loudon Ln	City of Industry	CA	91746
210 N Ave. 21	Los Angeles	CA	90031	18111 E Railroad St	City of Industry	CA	91748
300 W Avenue 33	Los Angeles	CA	90031	19395 E Walnut Dr N	City of Industry	CA	91748
1731 Workman St	Los Angeles	CA	90031	717 S Nogales St	City Of Industry	CA	91748
1919 Vineburn Ave	Los Angeles	CA	90032	18669 San Jose Ave	City Of Industry	CA	91748
4121 Valley Blvd	Los Angeles	CA	90032	18401 E Arenth Ave	City Of Industry	CA	91748
2011 N Soto St	Los Angeles	CA	90032	18501 E San Jose Ave	City Of Industry	CA	91748
4335 Valley Blvd	Los Angeles	CA	90032	18215 E Rowland St	City of Industry	CA	91748
210 S Anderson St	Los Angeles	CA	90033	18400 E Gale Ave	City of Industry	CA	91748
5831 Santa Monica Blvd	Los Angeles	CA	90038	17531 Railroad St	City of Industry	CA	91748
4563 Colorado Blvd	Los Angeles	CA	90039	18901 E Railroad St	City of Industry	CA	91748
5067 W San Fernando Rd	Los Angeles	CA	90039	1110 S Fullerton Rd	City of Industry	CA	91748
4841 W San Fernando Rd	Los Angeles	CA	90039	18895 Arenth Ave	City Of Industry	CA	91748
2800 Casitas Ave	Los Angeles	CA	90039	1177 S Jellick Ave	City Of Industry	CA	91748
5431 W San Fernando Rd	Los Angeles	CA	90039	1070 Samuelson St	City Of Industry	CA	91748
5375 W San Fernando Rd	Los Angeles	CA	90039	888 S Azusa Ave	City Of Industry	CA	91748
4561 Colorado Blvd	Los Angeles	CA	90039	18505 E Gale Ave	City of Industry	CA	91748
4690 Colorado Blvd	Los Angeles	CA	90039	18383 E Railroad St	City of Industry	CA	91748
4841 W San Fernando Rd	Los Angeles	CA	90039	18175 E Rowland St	City Of Industry	CA	91748
1801 Blake Ave	Los Angeles	CA	90039	19101 E Walnut Dr N	City Of Industry	CA	91748
7261 E Slauson Ave	Commerce	CA	90040	18945 San Jose Ave	City of Industry	CA	91748
6100 S Malt Ave	Commerce	CA	90040	19545 San Jose Ave	La Puente	CA	91748
6100 Bandini Blvd	Commerce	CA	90040	17528 E Rowland St	City of Industry	CA	91748
5991 Bandini Blvd	Bell	CA	90040	19555 E Arenth Ave	City of Industry	CA	91748
2340 S Eastern Ave	Commerce	CA	90040	888 Kearn Creek Ct	City of Industry	CA	91748
5900 E Slauson Ave	Commerce	CA	90040	18051 E Arenth Ave	City of Industry	CA	91748
5300 Harbor St	Commerce	CA	90040	19317 E Arenth Ave	City of Industry	CA	91748
6605 Flotilla St	Commerce	CA	90040	17355 E Railroad St	City of Industry	CA	91748
6315 Bandini Blvd	Commerce	CA	90040	18501 E Arenth Ave	City of Industry	CA	91748

Property Address	City	State	Zip	Property Address	City	State	Zip
6000 Rickenbacker Rd	Commerce	CA	90040	16610 E Chestnut St	City of Industry	CA	91748
2131 Garfield Ave	Commerce	CA	90040	780 Nogales St	City of Industry	CA	91748
6000 Bandini Blvd	Commerce	CA	90040	19161 E Walnut Dr N	City Of Industry	CA	91748
2600 Commerce Way	Commerce	CA	90040	17708 Rowland St	City Of Industry	CA	91748
5835 S Eastern Ave	Commerce	CA	90040	17400 E Chestnut St	City of Industry	CA	91748
6393 E Washington Blvd	Commerce	CA	90040	18537 E Gale Ave	City Of Industry	CA	91748
6000 E Slauson Ave	Commerce	CA	90040	18689 Arenth Ave	Rowland Heights	CA	91748
6108 Peachtree St	Commerce	CA	90040	18551 E Arenth Ave	City of Industry	CA	91748
6453 Bandini Blvd	Commerce	CA	90040	18275 E Arenth Ave	City of Industry	CA	91748
2400 Yates Ave	Commerce	CA	90040	17560 Rowland St	City Of Industry	CA	91748
5500 Sheila St	Commerce	CA	90040	875 S Azusa Ave	City Of Industry	CA	91748
6027 Eastern Ave	Commerce	CA	90040	18045 E Rowland St	City of Industry	CA	91748
2930 Vail Ave	Commerce	CA	90040	17300 Chestnut St	City Of Industry	CA	91748
5424 E Slauson Ave	Commerce	CA	90040	825 Ajax Ave	City Of Industry	CA	91748
5811 E 61st St	Commerce	CA	90040	18835 E San Jose Ave	City of Industry	CA	91748
6505 Gayhart St	Commerce	CA	90040	801 Sentous St	City of Industry	CA	91748
6289 E Slauson Ave	Commerce	CA	90040	19430 E Arenth Ave	City of Industry	CA	91748
6443 E Slauson Ave	Commerce	CA	90040	18825 E San Jose Ave	City of Industry	CA	91748
6121 Randolph St	Commerce	CA	90040	918 Radecki Ct	Los Angeles	CA	91748
6001 Slauson Ave	Commerce	CA	90040	18639 Railroad St	City of Industry	CA	91748
6051 Telegraph Rd	Commerce	CA	90040	19545 San Jose Ave	City Of Industry	CA	91748
6541 E Washington Blvd	Commerce	CA	90040	18910 E San Jose Ave	City Of Industry	CA	91748
2501 Malt Ave	Commerce	CA	90040	880 S Azusa Ave	City Of Industry	CA	91748
3217 S Garfield Ave	Commerce	CA	90040	19301 E Walnut Dr	City of Industry	CA	91748
7400 Bandini Blvd	Commerce	CA	90040	18305 San Jose Ave	City of Industry	CA	91748
2500 S Atlantic Blvd	Commerce	CA	90040	2321 Arrow Hwy	La Verne	CA	91750
6213 Randolph St	Commerce	CA	90040	3401 Etiwanda Ave	Jurupa Valley	CA	91752
4901 Zambrano St	Commerce	CA	90040	3355 Dulles Dr	Jurupa Valley	CA	91752
5890 Sheila St	Commerce	CA	90040	11180 Cantu Galleano Ranch St	Jurupa Valley	CA	91752
6608 E 26th St	Commerce	CA	90040	11296 Harrell St	Jurupa Valley	CA	91752
2638 Yates Ave	Commerce	CA	90040	11600 Philadelphia St	Jurupa Valley	CA	91752
5560 E Slauson Ave	Commerce	CA	90040	12471 Riverside Dr	Eastvale	CA	91752
5945 S Malt Ave	Commerce	CA	90040	11041 Inland Ave	Jurupa Valley	CA	91752
6000 E Sheila St	Commerce	CA	90040	10900 San Sevaine Way	Jurupa Valley	CA	91752
2187 S Garfield Ave	Commerce	CA	90040	10980 Inland Ave	Jurupa Valley	CA	91752
6550 Washington Blvd	Commerce	CA	90040	4420 Serrano Dr	Jurupa Valley	CA	91752
6111 Bandini Blvd	Los Angeles	CA	90040	4560 Hamner Ave	Eastvale	CA	91752
5815 Smithway St	Commerce	CA	90040	4325 Etiwanda Ave	Jurupa Valley	CA	91752
2727 Malt Ave	Commerce	CA	90040	3401 Etiwanda Ave	Jurupa Valley	CA	91752
6687 Flotilla St	Commerce	CA	90040	4000 Hamner Ave	Eastvale	CA	91752
5353 Jillson St	Commerce	CA	90040	12087 Landon Dr	Jurupa Valley	CA	91752
4501 E Washington Blvd	Commerce	CA	90040	3650 Dulles Dr	Jurupa Valley	CA	91752
4901 Alexander Rd	Commerce	CA	90040	4250 Hamner Ave	Eastvale	CA	91752
2601 S Malt Ave	Commerce	CA	90040	3155 Universe Dr	Jurupa Valley	CA	91752
2425 S Malt Ave	Commerce	CA	90040	11600 Iberia St	Jurupa Valley	CA	91752
6015 Randolph St	Commerce	CA	90040	3790 De Forest Cir	Jurupa Valley	CA	91752
2600 Garfield Ave	Commerce	CA	90040	3810 Wabash Dr	Jurupa Valley	CA	91752
6130 E Sheila St	Commerce	CA	90040	12300 Riverside Dr	Eastvale	CA	91752
5959 Randolph St	Commerce	CA	90040	4345 Parkhurst St	Jurupa Valley	CA	91752
5500 E Slauson Ave	Commerce	CA	90040	5250 Goodman Way	Eastvale	CA	91752
3364 Garfield Ave	Commerce	CA	90040	11600 Riverside Dr	Jurupa Valley	CA	91752
6021 S Malt Ave	Commerce	CA	90040	11500 Philadelphia St	Jurupa Valley	CA	91752
3412 Garfield Ave	Commerce	CA	90040	3251 De Forest St	Jurupa Valley	CA	91752
5777 Smithway St	Commerce	CA	90040	11905 Landon Dr	Jurupa Valley	CA	91752
6100 Garfield Ave	Commerce	CA	90040	3401 Etiwanda Ave	Jurupa Valley	CA	91752
6150 Sheila St	Commerce	CA	90040	11888 Mission Blvd	Jurupa Valley	CA	91752
6100 E Slauson Ave	Commerce	CA	90040	4450 Wineville Ave	Jurupa Valley	CA	91752
6250 Bandini Blvd	Commerce	CA	90040	10800 San Sevaine Way	Jurupa Valley	CA	91752
5999 Bandini Blvd	Los Angeles	CA	90040	14909 Summit Dr	Eastvale	CA	91752
6300 Slauson Ave	Commerce	CA	90040	4550 Wineville Ave	Jurupa Valley	CA	91752
6141 Randolph St	Commerce	CA	90040	12510 Micro	Eastvale	CA	91752
7208 E Gage	Commerce	CA	90040	4100 Hamner Ave	Eastvale	CA	91752
6201 Randolph St	Commerce	CA	90040	3950 Hamner Ave	Eastvale	CA	91752
2100 Yates Ave	Commerce	CA	90040	12100 Riverside Dr	Jurupa Valley	CA	91752

Property Address	City	State	Zip	Property Address	City	State	Zip
2300 Yates Ave	Commerce	CA	90040	3100 Milliken Ave	Mira Loma	CA	91752
4542 Dunham St	Commerce	CA	90040	4950 Goodman Way	Eastvale	CA	91752
6430 E Slauson Ave	Commerce	CA	90040	12450 Philadelphia St	Eastvale	CA	91752
5770 Peachtree St	Commerce	CA	90040	11850 Riverside Dr	Jurupa Valley	CA	91752
7400 E Slauson Ave	Commerce	CA	90040	10888 San Sevaine Way	Jurupa Valley	CA	91752
4900 Alexander St	Commerce	CA	90040	5055 Goodman Way	Eastvale	CA	91752
5300 Sheila St	Commerce	CA	90040	11310 Harrell St	Jurupa Valley	CA	91752
2855 Vail Ave	Commerce	CA	90040	10220 San Sevaine Way	Jurupa Valley	CA	91752
4940 Sheila St	Commerce	CA	90040	3401 Etiwanda Ave	Jurupa Valley	CA	91752
7101 E Slauson Ave	Commerce	CA	90040	3401 Etiwanda Ave	Jurupa Valley	CA	91752
6446 E Washington Blvd	Commerce	CA	90040	12455 Harvest Dr	Eastvale	CA	91752
2222 Davie Ave	Commerce	CA	90040	4740 Hamner Ave	Eastvale	CA	91752
3525 S Garfield Ave	Commerce	CA	90040	11350 Riverside Dr	Mira Loma	CA	91752
6817 E Acco St	Commerce	CA	90040	3401 Etiwanda Ave	Jurupa Valley	CA	91752
1935 Tubeway Ave	Commerce	CA	90040	12400 Riverside Dr	Eastvale	CA	91752
7026 E Slauson Ave	Commerce	CA	90040	11640 Harrell St	Jurupa Valley	CA	91752
2200 Saybrook Ave	Commerce	CA	90040	3401 Etiwanda Ave	Jurupa Valley	CA	91752
2220 S Gaspar Ave	Commerce	CA	90040	11010 Hopkins St	Jurupa Valley	CA	91752
2211 S Tubeway Ave	Commerce	CA	90040	3590 De Forest Cir	Jurupa Valley	CA	91752
6000 Bandini Blvd	Commerce	CA	90040	11811 Landon Dr	Jurupa Valley	CA	91752
5804 E Slauson Ave	Commerce	CA	90040	11040 Inland Ave	Jurupa Valley	CA	91752
2650 Commerce Way	Commerce	CA	90040	4388 Serrano Dr	Jurupa Valley	CA	91752
3423 S Garfield Ave	Commerce	CA	90040	11280 Riverside Dr	Jurupa Valley	CA	91752
6400 E Washington Blvd	Commerce	CA	90040	11310 Cantu Galleano Ranch Rd	Jurupa Valley	CA	91752
6321 Chalet Dr	Commerce	CA	90040	12100 Riverside Dr	Jurupa Valley	CA	91752
6241 Telegraph Rd	Commerce	CA	90040	3450 Dulles Dr	Jurupa Valley	CA	91752
6101 Peachtree St	Commerce	CA	90040	11015 Hopkins St	Jurupa Valley	CA	91752
6501 Flotilla St	Commerce	CA	90040	3900 Hamner Ave	Eastvale	CA	91752
6023 Garfield Ave	Commerce	CA	90040	10225 San Sevaine Way	Jurupa Valley	CA	91752
6666 E Washington Blvd	Commerce	CA	90040	3198 Dulles Dr	Jurupa Valley	CA	91752
6349 E Slauson Ave	Commerce	CA	90040	3325 Space Center Ct	Jurupa Valley	CA	91752
6281 E Slauson Ave	Commerce	CA	90040	10395 Nobel Ct	Jurupa Valley	CA	91752
6033 Bandini Blvd	Los Angeles	CA	90040	4225 Etiwanda Ave	Jurupa Valley	CA	91752
4900 Zambrano St	Commerce	CA	90040	11145 Inland Ave	Jurupa Valley	CA	91752
4500 York Blvd	Los Angeles	CA	90041	11650 Venture Dr	Jurupa Valley	CA	91752
5758 W Century Blvd	Los Angeles	CA	90045	3401 Etiwanda Ave	Jurupa Valley	CA	91752
11101 Aviation Blvd	Los Angeles	CA	90045	11625 Venture Dr	Jurupa Valley	CA	91752
5600 W Century Blvd	Los Angeles	CA	90045	3401 Etiwanda Ave	Jurupa Valley	CA	91752
5353 W Imperial Hwy	Los Angeles	CA	90045	11900 Riverside Dr	Jurupa Valley	CA	91752
11201 Aviation Blvd	Los Angeles	CA	90045	10995 Inland Ave	Jurupa Valley	CA	91752
5720 Avion Dr	Los Angeles	CA	90045	11991 Landon Dr	Jurupa Valley	CA	91752
5343 W Imperial Hwy	Los Angeles	CA	90045	15640 Cantu-Galleano Ranch Rd	Eastvale	CA	91752
6041 W Imperial Hwy	Los Angeles	CA	90045	11450 Philadelphia St	Jurupa Valley	CA	91752
6040 Avion Dr	Los Angeles	CA	90045	12350 Philadelphia St	Eastvale	CA	91752
6007 S St Andrews Pl	Los Angeles	CA	90047	11455 Cantu Galleano Ranch Rd	Jurupa Valley	CA	91752
6100 S Gramercy Pl	Los Angeles	CA	90047	11865 Cantu-Galleano Ranch Rd	Jurupa Valley	CA	91752
4455 Fruitland Ave	Vernon	CA	90058	11290 Cantu Galleano Ranch Rd	Jurupa Valley	CA	91752
2957 46th St	Vernon	CA	90058	12400 Philadelphia St	Mira Loma	CA	91752
2700 Fruitland Ave	Vernon	CA	90058	3401 Etiwanda Ave	Jurupa Valley	CA	91752
3900 E 26th St	Los Angeles	CA	90058	11201 Iberia St	Jurupa Valley	CA	91752
3840 E 26th St	Vernon	CA	90058	11555 Iberia St	Jurupa Valley	CA	91752
1925 E Vernon Ave	Vernon	CA	90058	10810 Inland Ave	Jurupa Valley	CA	91752
2761 Fruitland Ave	Vernon	CA	90058	1700 S Baker Ave	Ontario	CA	91761
3333 Downey Rd	Los Angeles	CA	90058	2151 S Turner Ave	Ontario	CA	91761
2800 Sierra Pine Ave	Vernon	CA	90058	2151 Proforma Ave	Ontario	CA	91761
3280 E 26th St	Vernon	CA	90058	3655 E Philadelphia St	Ontario	CA	91761
2503 E Vernon Ave	Vernon	CA	90058	2551 E Philadelphia St	Ontario	CA	91761
2263 E Vernon Ave	Vernon	CA	90058	1801 S Archibald Ave	Ontario	CA	91761
3359 E 50th St	Vernon	CA	90058	1651 S Archibald Ave	Ontario	CA	91761
4100 Bandini Blvd	Vernon	CA	90058	3351 E Philadelphia St	Ontario	CA	91761
2200 E 55th St	Los Angeles	CA	90058	1510 Auto Center Dr	Ontario	CA	91761
4890 S Alameda St	Vernon	CA	90058	4651 E Francis St	Ontario	CA	91761
5215 S Boyle Ave	Vernon	CA	90058	5101 Airport Dr	Ontario	CA	91761
2050 E 49th St	Vernon	CA	90058	5815 Clark St	Ontario	CA	91761

Property Address	City	State	Zip	Property Address	City	State	Zip
2230 E 38th St	Los Angeles	CA	90058	3371 E Francis St	Ontario	CA	91761
4375 Bandini Blvd	Los Angeles	CA	90058	1000 S Cucamonga Ave	Ontario	CA	91761
3368 E Vernon Ave	Vernon	CA	90058	4250 Greystone Ave	Ontario	CA	91761
4380 Ayers Ave	Los Angeles	CA	90058	1550 S Archibald Ave	Ontario	CA	91761
2665 Leonis Blvd	Vernon	CA	90058	1175 E Francis St	Ontario	CA	91761
4700 S Boyle Ave	Vernon	CA	90058	5300 E Jurupa St	Ontario	CA	91761
4415 Bandini Blvd	Vernon	CA	90058	3790 E Jurupa St	Ontario	CA	91761
2025 E 55th St	Vernon	CA	90058	1150 S Milliken Ave	Ontario	CA	91761
4633 Downey Rd	Vernon	CA	90058	5351 Jurupa St	Ontario	CA	91761
5370 S Boyle Ave	Vernon	CA	90058	1670 Champagne Ave	Ontario	CA	91761
1901 E 55th St	Vernon	CA	90058	5590 E Francis St	Ontario	CA	91761
2900 Fruitland Ave	Los Angeles	CA	90058	2950 E Jurupa Ave	Ontario	CA	91761
6023 Alcoa Ave	Vernon	CA	90058	821 S Rockefeller Ave	Ontario	CA	91761
1791 E Martin Luther King Jr Blvd	Los Angeles	CA	90058	1500 S Dupont St	Ontario	CA	91761
3751 Seville Ave	Vernon	CA	90058	1990 S Vintage Ave	Ontario	CA	91761
4900 S Santa Fe Ave	Vernon	CA	90058	1391 S Vintage Ave	Ontario	CA	91761
3049 E Vernon Ave	Vernon	CA	90058	1750 S Archibald Ave	Ontario	CA	91761
5000 E District Blvd	Vernon	CA	90058	3855 E Jurupa St	Ontario	CA	91761
3155 Bandini Blvd	Los Angeles	CA	90058	1991 S Cucamonga Ave	Ontario	CA	91761
2522 S Soto St	Vernon	CA	90058	500 S Dupont Ave	Ontario	CA	91761
4170 Bandini Blvd	Los Angeles	CA	90058	5400 Shea Center Dr	Ontario	CA	91761
3200 E Slauson Ave	Vernon	CA	90058	5401 E Jurupa St	Ontario	CA	91761
4955 Maywood Ave	Vernon	CA	90058	5141 Santa Ana St	Ontario	CA	91761
6174 Boyle Ave	Vernon	CA	90058	1405 E Locust St	Ontario	CA	91761
3001 Sierra Pine Ave	Los Angeles	CA	90058	5600 E Francis St	Ontario	CA	91761
2221 E 49th St	Vernon	CA	90058	5772 Jurupa St	Ontario	CA	91761
2610 E 37th St	Vernon	CA	90058	4652 E Brickell St	Ontario	CA	91761
2045 E Vernon Ave	Vernon	CA	90058	5120 Santa Ana Ave	Ontario	CA	91761
4510 S Alameda St	Vernon	CA	90058	1600 S Baker Ave	Ontario	CA	91761
2380 E 57th St	Vernon	CA	90058	1801 S Carlos Ave	Ontario	CA	91761
4701 S Santa Fe Ave	Vernon	CA	90058	3800 E Philadelphia St	Ontario	CA	91761
2901 Fruitland Ave	Vernon	CA	90058	1643 S Parco Ave	Ontario	CA	91761
2640 E 45th St	Vernon	CA	90058	3550 E Francis Ave	Ontario	CA	91761
5008 S Boyle Ave	Vernon	CA	90058	3690 Jurupa St	Ontario	CA	91761
5685 Alcoa Ave	Los Angeles	CA	90058	5555 Jurupa St	Ontario	CA	91761
2600 S Soto St	Los Angeles	CA	90058	2090 S Etiwanda Ave	Ontario	CA	91761
2931 S Alameda St	Los Angeles	CA	90058	5750 Francis St	Ontario	CA	91761
4460 Pacific Blvd	Los Angeles	CA	90058	2110 S Parco Ave	Ontario	CA	91761
4270 S Maywood Ave	Vernon	CA	90058	3000 E Philadelphia St	Ontario	CA	91761
2801 S Santa Fe Ave	Vernon	CA	90058	1751 S Pointe St	Ontario	CA	91761
2001 S Alameda St	Los Angeles	CA	90058	5801 E Airport Dr	Ontario	CA	91761
1861 E 55th St	Los Angeles	CA	90058	5153 E Philadelphia St	Ontario	CA	91761
3305 Bandini Blvd	Vernon	CA	90058	1651 S Carlos Ave	Ontario	CA	91761
5175 S Soto St	Vernon	CA	90058	2041 S Turner Ave	Ontario	CA	91761
2050 E 55th St	Vernon	CA	90058	2151 S Vintage Ave	Ontario	CA	91761
2537 E 27th St	Vernon	CA	90058	989 S Cucamonga Ave	Ontario	CA	91761
2838 S Alameda St	Vernon	CA	90058	4641 E Guasti Rd	Ontario	CA	91761
4605 S Alameda St	Los Angeles	CA	90058	1310 S Cucamonga Ave	Ontario	CA	91761
6152 Boyle Ave	Vernon	CA	90058	2530 E Lindsay Privado	Ontario	CA	91761
2283 E 49th St	Vernon	CA	90058	102 S Wanamaker Ave	Ontario	CA	91761
5990 Malburg Way	Vernon	CA	90058	930 S Rockefeller Ave	Ontario	CA	91761
5119 District Blvd	Vernon	CA	90058	1041 S Mildred St	Ontario	CA	91761
4505 Bandini Blvd	Vernon	CA	90058	1150 Etiwanda Ave	Ontario	CA	91761
6250 S Boyle Ave	Los Angeles	CA	90058	2900 E Jurupa St	Ontario	CA	91761
5233 Alcoa Ave	Vernon	CA	90058	4455 E Philadelphia St	Ontario	CA	91761
4215 Exchange Ave	Vernon	CA	90058	2950 E Philadelphia St	Ontario	CA	91761
2707 S Alameda St	Los Angeles	CA	90058	1755 E Acacia St	Ontario	CA	91761
2801 E Vernon Ave	Vernon	CA	90058	3355 E Cedar St	Ontario	CA	91761
2034 E 27th St	Vernon	CA	90058	3625 Jurupa St	Ontario	CA	91761
4160 Bandini Blvd	Los Angeles	CA	90058	2191 S Burgundy Pl	Ontario	CA	91761
2890 E 54th St	Vernon	CA	90058	5100 Shea Center Dr	Ontario	CA	91761
4050 E 26th St	Los Angeles	CA	90058	1251 S Rockefeller Ave	Ontario	CA	91761
1820 E 27th St	Vernon	CA	90058	1455 E Francis St	Ontario	CA	91761

Property Address	City	State	Zip	Property Address	City	State	Zip
4177 Bandini Blvd	Los Angeles	CA	90058	5300 Shea Center Dr	Ontario	CA	91761
3033 Bandini Blvd	Los Angeles	CA	90058	2060 S Wineville Ave	Ontario	CA	91761
2300 E Vernon Ave	Vernon	CA	90058	1900 Lynx Pl	Ontario	CA	91761
2254 E 49th St	Vernon	CA	90058	3550 E Jurupa St	Ontario	CA	91761
5001 S Soto St	Vernon	CA	90058	4070 E Greystone Dr	Ontario	CA	91761
4400 Pacific Blvd	Vernon	CA	90058	1545 E Locust St	Ontario	CA	91761
2825 S Santa Fe Ave	Vernon	CA	90058	2650 E Lindsay Privado	Ontario	CA	91761
5401 S Soto St	Vernon	CA	90058	602 S Rockefeller Ave	Ontario	CA	91761
3260 E 26th St	Vernon	CA	90058	1950 S Vintage Ave	Ontario	CA	91761
5000 Long Beach Ave	Los Angeles	CA	90058	1950 Sterling Ave	Ontario	CA	91761
1938 E 46th St	Los Angeles	CA	90058	5110 E Jurupa St	Ontario	CA	91761
1937 E Vernon Ave	Vernon	CA	90058	200 E Main St	Ontario	CA	91761
4310 Bandini Blvd	Los Angeles	CA	90058	2600 E Francis St	Ontario	CA	91761
2726 Fruitland Ave	Vernon	CA	90058	701 Malaga Pl	Ontario	CA	91761
2825 E 44th St	Vernon	CA	90058	1290 E Elm St	Ontario	CA	91761
4440 E 26th St	Los Angeles	CA	90058	100 E Main St	Ontario	CA	91761
4651 Bandini Blvd	Los Angeles	CA	90058	1650 S Vintage Ave	Ontario	CA	91761
3663 Bandini Blvd	Vernon	CA	90058	2021 S Archibald Ave	Ontario	CA	91761
3163 E Vernon Ave	Vernon	CA	90058	1015 S Vintage Ave	Ontario	CA	91761
4900 Boyle Ave	Vernon	CA	90058	4000 E Mission Blvd	Ontario	CA	91761
2801 E 46th St	Vernon	CA	90058	820 S Vintage Ave	Ontario	CA	91761
5801 S 2nd St	Los Angeles	CA	90058	1460 S Hofer Ranch Rd	Ontario	CA	91761
4240 Bandini Blvd	Los Angeles	CA	90058	5650 E Santa Ana St	Ontario	CA	91761
4444 Ayers Ave	Los Angeles	CA	90058	1560 S Baker Ave	Ontario	CA	91761
2311 E 48th St	Vernon	CA	90058	5400 Shea Center Dr	Ontario	CA	91761
5525 S Soto St	Vernon	CA	90058	2095 S Archibald Ave	Ontario	CA	91761
2834 46th St	Vernon	CA	90058	3980 E Earlstone Dr	Ontario	CA	91761
3100 E 44th St	Vernon	CA	90058	1505 S Dupont Ave	Ontario	CA	91761
5215 S Boyle Ave	Vernon	CA	90058	1671 S Champagne Ave	Ontario	CA	91761
3001 Bandini Blvd	Los Angeles	CA	90058	4060 E Jurupa St	Ontario	CA	91761
2100 E 38th St	Vernon	CA	90058	3601 Jurupa St	Ontario	CA	91761
3425 E Vernon Ave	Vernon	CA	90058	3950 Airport Dr	Ontario	CA	91761
5700 Bickett St	Los Angeles	CA	90058	4450 E Lowell St	Ontario	CA	91761
3250 E 26th St	Vernon	CA	90058	601 Rockefeller Ave	Ontario	CA	91761
3851 S Santa Fe Ave	Vernon	CA	90058	5140 Santa Ana St	Ontario	CA	91761
4851 S Alameda St	Los Angeles	CA	90058	1900 S Rochester Ave	Ontario	CA	91761
2652 Long Beach Ave	Los Angeles	CA	90058	1851 S Cucamonga Ave	Ontario	CA	91761
2900 Fruitland Ave	Los Angeles	CA	90058	3940 Earlstone St	Ontario	CA	91761
3215 E Slauson Ave	Vernon	CA	90058	5490 E Francis St	Ontario	CA	91761
2131 E 52nd St	Vernon	CA	90058	2800 E Philadelphia St	Ontario	CA	91761
3030 S Atlantic Blvd	Vernon	CA	90058	4755 Zinfandel Ct	Ontario	CA	91761
1995 E 20th St	Los Angeles	CA	90058	3510 E Francis Ave	Ontario	CA	91761
5300 S Boyle Ave	Vernon	CA	90058	1923 E Avion St	Ontario	CA	91761
2825 E 54th St	Los Angeles	CA	90058	4001 Santa Ana St	Ontario	CA	91761
6062 Alcoa Ave	Vernon	CA	90058	2500 E Francis St	Ontario	CA	91761
2615 S Bonnie Beach Pl	Los Angeles	CA	90058	2539 E Philadelphia St	Ontario	CA	91761
5500 S Boyle Ave	Vernon	CA	90058	1400 S Campus Ave	Ontario	CA	91761
4715 S Alameda St	Vernon	CA	90058	5725 E Jurupa St	Ontario	CA	91761
5383 Alcoa Ave	Vernon	CA	90058	1040 S Vintage Ave	Ontario	CA	91761
5000 Pacific Blvd	Vernon	CA	90058	1521 E Francis St	Ontario	CA	91761
4507 Maywood Ave	Vernon	CA	90058	2155 S Excise Ave	Ontario	CA	91761
1801 E 50th St	Los Angeles	CA	90058	1392 Sarah Pl	Ontario	CA	91761
4900 E 50th St	Vernon	CA	90058	1600 Proforma Ave	Ontario	CA	91761
2501 W Rosecrans Ave	Los Angeles	CA	90059	1930 S Rochester Ave	Ontario	CA	91761
1430 N McKinley Ave	Los Angeles	CA	90059	2001 Burgundy Pl	Ontario	CA	91761
740 E 111th Pl	Los Angeles	CA	90059	1450 E Mission Blvd	Ontario	CA	91761
13344 S Main St	Los Angeles	CA	90061	1260 S Vintage Ave	Ontario	CA	91761
13900 S Broadway	Los Angeles	CA	90061	1425 Toyota Way	Ontario	CA	91761
13809 S Figueroa St	Gardena	CA	90061	2001 S Hellman Ave	Ontario	CA	91761
13217 S Figueroa St	Los Angeles	CA	90061	717 E State St	Ontario	CA	91761
13500 S Figueroa St	Los Angeles	CA	90061	225 S Wineville Ave	Ontario	CA	91761
13255 S Broadway	Los Angeles	CA	90061	3781 E Airport Dr	Ontario	CA	91761
12822 S Main St	Los Angeles	CA	90061	3095 E Cedar St	Ontario	CA	91761
13301 S Main St	Los Angeles	CA	90061	2019 S Business Pky	Ontario	CA	91761

Property Address	City	State	Zip	Property Address	City	State	Zip
4540 Worth St	Los Angeles	CA	90063	1051 S Rockefeller Ave	Ontario	CA	91761
1506 N Knowles Ave	Los Angeles	CA	90063	1000 S Etiwanda Ave	Ontario	CA	91761
3424 N San Fernando Rd	Los Angeles	CA	90065	5440 E Francis St	Ontario	CA	91761
2000 N San Fernando Rd	Los Angeles	CA	90065	5491 E Francis St	Ontario	CA	91761
12800 Culver Blvd	Los Angeles	CA	90066	1600 Milliken Ave	Ontario	CA	91761
12655 Beatrice St	Los Angeles	CA	90066	1500 S Hellman Ave	Ontario	CA	91761
5553 Bandini Blvd	Bell	CA	90201	2925 Jurupa St	Ontario	CA	91761
6511 Salt Lake Ave	Bell	CA	90201	1595 S Dupont Ave	Ontario	CA	91761
5350 Lindbergh Ln	Bell	CA	90201	1151 S Mildred St	Ontario	CA	91761
5391 Rickenbacker Rd	Bell	CA	90201	2501 E Guasti Rd	Ontario	CA	91761
5630 Bandini Blvd	Bell	CA	90201	2690 E Cedar St	Ontario	CA	91761
5555 Bandini Blvd	Bell Gardens	CA	90201	3140 Jurupa St	Ontario	CA	91761
8457 S Eastern Ave	Bell Gardens	CA	90201	2880 Jurupa St	Ontario	CA	91761
5400 Lindbergh Ln	Bell	CA	90201	4100 E Mission Blvd	Ontario	CA	91761
5300 Lindbergh Ln	Bell	CA	90201	2600 S Stanford Ave	Ontario	CA	91761
4700 Eastern Ave	Bell	CA	90201	4000 E Airport Dr	Ontario	CA	91761
5600 Lindbergh Ln	Bell	CA	90201	4750 Zinfandel Ct	Ontario	CA	91761
5500 Lindbergh Ln	Bell	CA	90201	1800 S Wineville Ave	Ontario	CA	91761
5651 Rickenbacker Rd	Bell	CA	90201	5005 E Philadelphia St	Ontario	CA	91761
4901 Bandini Blvd	Bell	CA	90201	2830 E Philadelphia St	Ontario	CA	91761
5630 Rickenbacker Rd	Bell	CA	90201	1930 S Parco Ave	Ontario	CA	91761
4900 Cecelia St	Cudahy	CA	90201	4850 E Airport Dr	Ontario	CA	91761
250 W Apra St	Compton	CA	90220	5151 E Philadelphia St	Ontario	CA	91761
1620 S Wilmington Ave	Compton	CA	90220	290 S Milliken Ave	Ontario	CA	91761
2101 E Via Arado	Rancho Dominguez	CA	90220	2055 S Haven Ave	Ontario	CA	91761
350 W Manville St	Compton	CA	90220	700 Malaga Pl	Ontario	CA	91761
500 W Victoria St	Compton	CA	90220	1100 S Etiwanda Ave	Ontario	CA	91761
18511 S Broadwick St	Rancho Dominguez	CA	90220	1495 E Francis St	Ontario	CA	91761
255 W Manville St	Compton	CA	90220	1790 Champagne Ave	Ontario	CA	91761
300 W Artesia Blvd	Compton	CA	90220	2030 S Lynx Pl	Ontario	CA	91761
355 W Carob St	Compton	CA	90220	1110 S Mildred Ave	Ontario	CA	91761
1200 W Artesia Blvd	Compton	CA	90220	1521 S Hellman Ave	Ontario	CA	91761
20212 S Rancho Way	Rancho Dominguez	CA	90220	5721 Santa Ana St	Ontario	CA	91761
2917 W Rosecrans Ave	Compton	CA	90220	4774 E Airport Dr	Ontario	CA	91761
18924 Laurel Park Rd	Rancho Dominguez	CA	90220	3971 Airport Dr	Ontario	CA	91761
1965 E Vista Bella Way	Rancho Dominguez	CA	90220	5700 E Airport Dr	Ontario	CA	91761
2301 E Pacifica Pl	Rancho Dominguez	CA	90220	5491 E Philadelphia St	Ontario	CA	91761
1931 E Vista Bella Way	Rancho Dominguez	CA	90220	715 E California St	Ontario	CA	91761
18553 Dominguez Hills Dr	Rancho Dominguez	CA	90220	5450 E Francis St	Ontario	CA	91761
2060 Via Arado	Rancho Dominguez	CA	90220	1710 E Cedar St	Ontario	CA	91761
601 W Walnut St	Compton	CA	90220	1375 E Locust St	Ontario	CA	91761
220 W Manville St	Compton	CA	90220	752 Campus Ave	Ontario	CA	91761
201 W Carob St	Compton	CA	90220	1670 Etiwanda Ave	Ontario	CA	91761
700 W Artesia Blvd	Compton	CA	90220	3120 E Mission Blvd	Ontario	CA	91761
20001 S Rancho Way	Rancho Dominguez	CA	90220	620 Wanamaker Ave	Ontario	CA	91761
1420 N McKinley Ave	Compton	CA	90220	4083 E Airport Dr	Ontario	CA	91761
1825 Acacia Ave	Compton	CA	90220	5601 Santa Ana St	Ontario	CA	91761
2500 Edison Way	Compton	CA	90220	5431 E Philadelphia St	Ontario	CA	91761
2141 E Paulhan St	Rancho Dominguez	CA	90220	3100 E Cedar St	Ontario	CA	91761
220 W Victoria St	Compton	CA	90220	3070 E Cedar St	Ontario	CA	91761
201 W Manville St	Compton	CA	90220	5200 Shea Center Dr	Ontario	CA	91761
741 W Artesia Blvd	Compton	CA	90220	1555 S Dupont Ave	Ontario	CA	91761
775 W Manville St	Compton	CA	90220	1777 S Vintage Ave	Ontario	CA	91761
2140 E University Dr	Rancho Dominguez	CA	90220	4710 E Guasti Rd	Ontario	CA	91761
921 W Artesia Blvd	Compton	CA	90220	601 Kettering Dr	Ontario	CA	91761
1650 S Central Ave	Compton	CA	90220	2285 S Ponderosa Ave	Ontario	CA	91761
1860 Acacia Ave	Compton	CA	90220	1520 E Mission Blvd	Ontario	CA	91761
200 E Stanley St	Compton	CA	90220	4305 E Jurupa St	Ontario	CA	91761
350 W Apra St	Compton	CA	90220	1700 S Hellman Ave	Ontario	CA	91761
1707 W Compton Blvd	Compton	CA	90220	1900 S Proforma Ave	Ontario	CA	91761
18450 S Wilmington Ave	Rancho Dominguez	CA	90220	5500 E Francis St	Ontario	CA	91761
400 W Artesia Blvd	Compton	CA	90220	1990 S Cucamonga Ave	Ontario	CA	91761
1701 S Central Ave	Compton	CA	90220	1050 S Dupont Ave	Ontario	CA	91761

Property Address	City	State	Zip	Property Address	City	State	Zip
18615 S Ferris Pl	Rancho Dominguez	CA	90220	1001 Doubleday Ave	Ontario	CA	91761
19640 S Rancho Way	Compton	CA	90220	3655 E Airport Dr	Ontario	CA	91761
250 W Manville St	Compton	CA	90220	1650 S Archibald Ave	Ontario	CA	91761
711 W Walnut St	Compton	CA	90220	2560 E Philadelphia St	Ontario	CA	91761
15650 S Avalon Blvd	Compton	CA	90220	3551 E Francis St	Ontario	CA	91761
415 W Walnut St	Compton	CA	90220	1425 S Campus Ave	Ontario	CA	91761
18301 Broadwick St	Rancho Dominguez	CA	90220	3645 E Philadelphia St	Ontario	CA	91761
18410 S Broadwick St	Compton	CA	90220	3350 E Cedar St	Ontario	CA	91761
2576 E Victoria St	Compton	CA	90220	1090 E Belmont St	Ontario	CA	91761
18735 Ferris Pl	Rancho Dominguez	CA	90220	1900 Burgundy Pl	Ontario	CA	91761
660 W Artesia Blvd	Compton	CA	90220	4501 E Wall St	Ontario	CA	91761
2456 E Del Amo Blvd	Compton	CA	90220	900 S Dupont Ave	Ontario	CA	91761
1714 S Anderson Ave	Compton	CA	90220	5600 E Airport Dr	Ontario	CA	91761
675 W Manville St	Compton	CA	90220	4061 E Francis St	Ontario	CA	91761
19914 Via Baron	Rancho Dominguez	CA	90220	2521 E Francis St	Ontario	CA	91761
525 W Manville St	Compton	CA	90220	4060 E Francis St	Ontario	CA	91761
301 W Walnut St	Compton	CA	90220	13610 S Archibald Ave	Ontario	CA	91761
601 W Carob St	Compton	CA	90220	1291 S Vintage Ave	Ontario	CA	91761
303 W Artesia Blvd	Compton	CA	90220	4502 Airport Dr	Ontario	CA	91761
2511 S Edison Way	Compton	CA	90220	5400 E Francis St	Ontario	CA	91761
1055 W Victoria St	Compton	CA	90220	425 S Rockefeller Ave	Ontario	CA	91761
2331 E Pacifica Pl	Rancho Dominguez	CA	90220	5461 Santa Ana St	Ontario	CA	91761
18600 Broadwick St	Rancho Dominguez	CA	90220	1000 Sarah Pl	Ontario	CA	91761
2035 E Vista Bella Way	Rancho Dominguez	CA	90220	1901 Vineyard Ave	Ontario	CA	91761
175 E Manville St	Compton	CA	90220	1625 S Proforma Ave	Ontario	CA	91761
1935 Via Arado	Rancho Dominguez	CA	90220	2401 E Philadelphia St	Ontario	CA	91761
399 W Artesia Blvd	Compton	CA	90220	2825 Jurupa St	Ontario	CA	91761
550 W Artesia Blvd	Compton	CA	90220	820 S Wanamaker Ave	Ontario	CA	91761
19840 S Rancho Way	Compton	CA	90220	1540 Acacia Ct	Ontario	CA	91761
801 W Artesia Blvd	Compton	CA	90220	2590 E Lindsay Privado	Ontario	CA	91761
2361 E Pacifica Pl	Rancho Dominguez	CA	90220	1505 S Haven Ave	Ontario	CA	91761
425 W Carob St	Compton	CA	90220	4551 E Philadelphia St	Ontario	CA	91761
1600 S Anderson Ave	Compton	CA	90220	5501 Santa Ana St	Ontario	CA	91761
3000 E Via Mondo	Compton	CA	90221	5691 E Philadelphia St	Ontario	CA	91761
2960 E Victoria St	Rancho Dominguez	CA	90221	3951 E Earlstone St	Ontario	CA	91761
2850 E Del Amo Blvd	Carson	CA	90221	4290 E Brickell St	Ontario	CA	91761
2626 Vista Industria	Compton	CA	90221	1320 S Baker Ave	Ontario	CA	91761
18554 S Susana Rd	Rancho Dominguez	CA	90221	2400 E Francis St	Ontario	CA	91761
19067 S Reyes Ave	Rancho Dominguez	CA	90221	1930 S Vineyard Ave	Ontario	CA	91761
18626 S Reyes Ave	Compton	CA	90221	4495 E Wall St	Ontario	CA	91761
3104 E Ana St	Rancho Dominguez	CA	90221	2150 S Parco Ave	Ontario	CA	91761
3015 E Ana St	Compton	CA	90221	1495 E Locust St	Ontario	CA	91761
19201 S Reyes Ave	Compton	CA	90221	2260 S Haven Ave	Ontario	CA	91761
17707 S Santa Fe Ave	Compton	CA	90221	4651 E Brickell St	Ontario	CA	91761
19200 S Reyes Ave	Compton	CA	90221	4652 E Guasti Rd	Ontario	CA	91761
3040 E Ana St	Compton	CA	90221	1661 S Vintage Ave	Ontario	CA	91761
3136 E Victoria St	Compton	CA	90221	1220 S Baker Ave	Ontario	CA	91761
19119 S Reyes Ave	Compton	CA	90221	3900 E Philadelphia St	Ontario	CA	91761
19600 S Alameda St	Rancho Dominguez	CA	90221	5200 E Airport Dr	Ontario	CA	91761
19201 S Susana Rd	Compton	CA	90221	611 S Palmetto Ave	Ontario	CA	91762
2966 E Victoria St	Compton	CA	90221	5161 Richton Rd	Montclair	CA	91763
19007 S Reyes Ave	Rancho Dominguez	CA	90221	4545 Brooks St	Montclair	CA	91763
18111 S Santa Fe Ave	Rancho Dominguez	CA	90221	1050 N Vineyard Ave	Ontario	CA	91764
17707 S Santa Fe Ave	Compton	CA	90221	950 Barrington Ave	Ontario	CA	91764
20250 S Alameda St	Compton	CA	90221	5350 Ontario Mills Pky	Ontario	CA	91764
2910 Pacific Commerce Dr	Rancho Dominguez	CA	90221	853 Qvc Way	Ontario	CA	91764
2640 E Del Amo Blvd	Compton	CA	90221	751 Vintage Ave	Ontario	CA	91764
3025 Victoria St	Rancho Dominguez	CA	90221	5100 Ontario Mills Pkwy	Ontario	CA	91764
3020 E Victoria St	Compton	CA	90221	1051 N Wineville Ave	Ontario	CA	91764
2661 E Del Amo Blvd	Rancho Dominguez	CA	90221	5678 Concours	Ontario	CA	91764
18201 S Santa Fe Ave	Compton	CA	90221	990 Barrington Ave	Ontario	CA	91764
18221 S Susana Rd	Compton	CA	90221	5505 E Concours	Ontario	CA	91764
19615 S Susana Rd	Compton	CA	90221	5798 E Ontario Mills Pky	Ontario	CA	91764

Property Address	City	State	Zip	Property Address	City	State	Zip
2902 Val Verde Ct	Rancho Dominguez	CA	90221	5250 Ontario Mills Pky	Ontario	CA	91764
20100 S Alameda St	Rancho Dominguez	CA	90221	5400 Ontario Mills Pky	Ontario	CA	91764
2883 E Victoria St	Rancho Dominguez	CA	90221	2203 Jay St	Ontario	CA	91764
19801 S Santa Fe Ave	Rancho Dominguez	CA	90221	2004 Jay St	Ontario	CA	91764
2660 E Del Amo Blvd	Carson	CA	90221	4105 Inland Empire Blvd	Ontario	CA	91764
2300 N Alameda St	Compton	CA	90222	5576 Ontario Mills Pky	Ontario	CA	91764
419 E Euclid Ave	Compton	CA	90222	905 Wineville Ave	Ontario	CA	91764
1501 N Tamarind Ave	Compton	CA	90222	5300 E Concours St	Ontario	CA	91764
1700 N Alameda St	Compton	CA	90222	5125 Ontario Mills Pky	Ontario	CA	91764
12021 Woodruff Ave	Downey	CA	90241	2104 Jay St	Ontario	CA	91764
9300 Hall Rd	Downey	CA	90241	2053 E Jay St	Ontario	CA	91764
11634 Patton Rd	Downey	CA	90241	1904 Jay St	Ontario	CA	91764
9220 Hall Rd	Downey	CA	90241	740 Vintage Ave	Ontario	CA	91764
9400 Hall Rd	Downey	CA	90241	5200 Ontario Mills Pky	Ontario	CA	91764
7475 Flores St	Downey	CA	90242	5642 Ontario Mills Pky	Ontario	CA	91764
9151 Imperial Hwy	Downey	CA	90242	951 Etiwanda Ave	Ontario	CA	91764
7500 Amigos Ave	Downey	CA	90242	5678 Ontario Mills Pky	Ontario	CA	91764
7300 Flores Ave	Downey	CA	90242	5540 4th St	Ontario	CA	91764
200 N Nash St	El Segundo	CA	90245	800 Barrington Ave	Ontario	CA	91764
901 N Nash St	El Segundo	CA	90245	1060 S Wineville Ave	Ontario	CA	91764
2000 E Imperial Hwy	El Segundo	CA	90245	5525 E Concours	Ontario	CA	91764
202 N Nash St	El Segundo	CA	90245	5300 Ontario Mills Pky	Ontario	CA	91764
815 Lapham St	El Segundo	CA	90245	1315 E 3rd St	Pomona	CA	91766
2000 E El Segundo Blvd	El Segundo	CA	90245	1335 Philadelphia St	Pomona	CA	91766
268 Gardena Blvd	Carson	CA	90248	1201 E Lexington Ave	Pomona	CA	91766
14702 S Maple St	Gardena	CA	90248	1889 W Mission Blvd	Pomona	CA	91766
14439 S Avalon Blvd	Gardena	CA	90248	2849 Ficus St	Pomona	CA	91766
17110 S Main St	Gardena	CA	90248	1585 W Mission Blvd	Pomona	CA	91766
15913 S Main St	Gardena	CA	90248	2200 Reservoir St	Pomona	CA	91766
16920 S Main St	Gardena	CA	90248	2750 S Towne Ave	Pomona	CA	91766
14800 S Figueroa St	Gardena	CA	90248	1325 E Franklin Ave	Pomona	CA	91766
18620 S Broadway St	Carson	CA	90248	2801 S Towne Ave	Pomona	CA	91766
14527 S San Pedro St	Gardena	CA	90248	1040 Walnut Ave	Pomona	CA	91766
240 E Rosecrans Ave	Gardena	CA	90248	1301 E Lexington Ave	Pomona	CA	91766
100 W Alondra Blvd	Carson	CA	90248	1395 E Lexington Ave	Pomona	CA	91766
15100 S Figueroa St	Gardena	CA	90248	2800 S Reservoir St	Pomona	CA	91766
15100 S San Pedro St	Gardena	CA	90248	1885 W Mission Blvd	Pomona	CA	91766
261 E Redondo Beach Blvd	Gardena	CA	90248	1601 W Mission Blvd	Pomona	CA	91766
200 E Alondra Blvd	Gardena	CA	90248	1768 W 2nd St	Pomona	CA	91766
331 W Victoria St	Gardena	CA	90248	1350 E Lexington Ave	Pomona	CA	91766
17529 S Main St	Gardena	CA	90248	2855 S Reservoir St	Pomona	CA	91766
17226 S Main St	Gardena	CA	90248	1589 E 9th St	Pomona	CA	91766
151 W Rosecrans Ave	Gardena	CA	90248	1937 W Mission Blvd	Pomona	CA	91766
14725 S Broadway	Gardena	CA	90248	2200 S Reservoir St	Pomona	CA	91766
14300 S Main St	Gardena	CA	90248	2540 Fulton Rd	Pomona	CA	91767
17006 S Figueroa St	Gardena	CA	90248	159 San Antonio Ave	Pomona	CA	91767
15700 S Main St	Gardena	CA	90248	855 Towne Center Dr	Pomona	CA	91767
1855 W 139th St	Gardena	CA	90249	280 W Bonita Ave	Pomona	CA	91767
1720 W 135th St	Gardena	CA	90249	2655 Pine St	Pomona	CA	91767
1700 W 132nd St	Gardena	CA	90249	2743 Thompson Creek Rd	Pomona	CA	91767
1930 W 139th St	Gardena	CA	90249	1800 W Holt Ave	Pomona	CA	91768
1639 W Rosecrans Ave	Gardena	CA	90249	2205 Mt Vernon Ave	Pomona	CA	91768
2001 W Rosecrans Ave	Gardena	CA	90249	2883 Surveyor St	Pomona	CA	91768
1600 135th St	Gardena	CA	90249	3200 Pomona Blvd	Pomona	CA	91768
2002 W 139th St	Gardena	CA	90249	2875 Pomona Blvd	Pomona	CA	91768
13720 S Western Ave	Gardena	CA	90249	2303 Mount Vernon Ave	Pomona	CA	91768
12651 Crenshaw Blvd	Hawthorne	CA	90250	2887 Surveyor St	Pomona	CA	91768
12200 Wilkie Way	Hawthorne	CA	90250	1338 W Holt Ave	Pomona	CA	91768
2815 W El Segundo Blvd	Hawthorne	CA	90250	1320 W Holt Ave	Pomona	CA	91768
12525 Daphne Ave	Hawthorne	CA	90250	3255 Pomona Blvd	Pomona	CA	91768
5422 W Rosecrans Ave	Hawthorne	CA	90250	300 Enterprise Pl	Pomona	CA	91768
12600 Prairie Ave	Hawthorne	CA	90250	462 S Humane Way	Pomona	CA	91768
4926 Rosecrans Ave	Hawthorne	CA	90250	2861 Surveyor St	Pomona	CA	91768

Property Address	City	State	Zip	Property Address	City	State	Zip
12250 Crenshaw Blvd	Hawthorne	CA	90250	300 E Arrow Hwy	San Dimas	CA	91773
3901 Jack Northrop Ave	Hawthorne	CA	90250	420 E Arrow Hwy	San Dimas	CA	91773
1 Rocket Rd	Hawthorne	CA	90250	321 W Covina Blvd	San Dimas	CA	91773
2701 W El Segundo Blvd	Hawthorne	CA	90250	430 E 19th St	Upland	CA	91784
3901 Jack Northrop Ave	Hawthorne	CA	90250	1225 W 9th St	Upland	CA	91786
2805 W El Segundo Blvd	Hawthorne	CA	90250	2022 W 11th St	Upland	CA	91786
12524 Cerise Ave	Hawthorne	CA	90250	19705 Business Pky	City Of Industry	CA	91789
2040 Randolph St	Huntington Park	CA	90255	21908 Valley Blvd	Walnut	CA	91789
2224 E Slauson Ave	Huntington Park	CA	90255	21301 Ferrero Pky	City Of Industry	CA	91789
6230 S Alameda St	Huntington Park	CA	90255	433 Cheryl Ln	City Of Industry	CA	91789
2700 E Imperial Hwy	Lynwood	CA	90262	3880 Valley Blvd	Walnut	CA	91789
11840 Alameda St	Lynwood	CA	90262	21535 Baker Pky	City Of Industry	CA	91789
11852 Alameda St	Lynwood	CA	90262	408 Brea Canyon Rd	City of Industry	CA	91789
2588 Industry Way	Lynwood	CA	90262	20701 Currier Rd	Walnut	CA	91789
11600 Alameda St	Lynwood	CA	90262	368 Cheryl Ln	Walnut	CA	91789
2820 Butler Ave	Lynwood	CA	90262	611 Reyes Dr	City Of Industry	CA	91789
2520 Industry Way	Lynwood	CA	90262	22067 Ferrero	City of Industry	CA	91789
10650 S Alameda St	Lynwood	CA	90262	21700 Baker Pky	City Of Industry	CA	91789
11711 S Alameda St	Lynwood	CA	90262	168 Brea Canyon Rd	City Of Industry	CA	91789
12150 S Alameda St	Lynwood	CA	90262	20301 E Walnut Dr N	Walnut	CA	91789
4020 Redondo Beach Ave	Redondo Beach	CA	90278	21733 Baker Pky	City Of Industry	CA	91789
4000 Redondo Beach Ave	Redondo Beach	CA	90278	20300 E Business Pky	Walnut	CA	91789
2819 182nd St	Redondo Beach	CA	90278	19465 E Walnut Dr N	City Of Industry	CA	91789
2425 Manhattan Beach Blvd	Redondo Beach	CA	90278	21481 Ferrero Pky	City of Industry	CA	91789
2411 Santa Fe Ave	Redondo Beach	CA	90278	318 Brea Canyon Rd	City Of Industry	CA	91789
3650 Redondo Beach Ave	Redondo Beach	CA	90278	20415 E Walnut Dr	Diamond Bar	CA	91789
2420 Santa Fe Ave	Redondo Beach	CA	90278	280 Machlin Ct	City Of Industry	CA	91789
4231 Liberty Blvd	South Gate	CA	90280	425 S Lemon Ave	City of Industry	CA	91789
4301 E Firestone Blvd	South Gate	CA	90280	21901 Ferrero Pky	City of Industry	CA	91789
2680 Sequoia Dr	South Gate	CA	90280	21415 Baker Pky	City Of Industry	CA	91789
2401 Firestone Blvd	South Gate	CA	90280	4200 W Valley Blvd	Walnut	CA	91789
8751 Rayo Ave	South Gate	CA	90280	19700 Business Pky	Walnut	CA	91789
4570 Ardine St	South Gate	CA	90280	179 S Grand Ave	City Of Industry	CA	91789
5321 E Firestone Blvd	South Gate	CA	90280	383 S Cheryl Ln	City Of Industry	CA	91789
9350 Rayo Ave	South Gate	CA	90280	20002 E Business Pky	City Of Industry	CA	91789
2601 Sequoia Dr	South Gate	CA	90280	19515 E Walnut Dr N	City Of Industry	CA	91789
4452 Ardine St	South Gate	CA	90280	3900 Valley Blvd	Walnut	CA	91789
5037 Patata St	South Gate	CA	90280	218 Machlin Ct	City of Industry	CA	91789
2323 Firestone Blvd	South Gate	CA	90280	223 Brea Canyon Rd	City of Industry	CA	91789
5625 E Firestone Blvd	South Gate	CA	90280	501 Cheryl Ln	City Of Industry	CA	91789
10240 Alameda St	South Gate	CA	90280	19850 E Business Pky	Walnut	CA	91789
4500 Ardine St	South Gate	CA	90280	21508 Baker Pky	City Of Industry	CA	91789
2610 Wisconsin Ave	South Gate	CA	90280	381 Brea Canyon Rd	City of Industry	CA	91789
8621 S Rayo Ave	South Gate	CA	90280	200 Old Ranch Rd	Walnut	CA	91789
5011 Firestone Pl	South Gate	CA	90280	108 S Mayo Ave	City Of Industry	CA	91789
4100 Ardmore Ave	South Gate	CA	90280	20275 Business Pky	Walnut	CA	91789
8616 Otis St	South Gate	CA	90280	20470 E Business Pky	City of Industry	CA	91789
2741 Seminole Dr	South Gate	CA	90280	21558 Ferrero Pky	City of Industry	CA	91789
9700 E Frontage Ave	South Gate	CA	90280	20595 Business Pky	Walnut	CA	91789
8990 S Atlantic Ave	South Gate	CA	90280	455 Brea Canyon Rd	City Of Industry	CA	91789
9301 S Garfield Ave	South Gate	CA	90280	19635 E Walnut Dr N	City Of Industry	CA	91789
4361 E Firestone Blvd	South Gate	CA	90280	535 S Brea Canyon Rd	Walnut	CA	91789
2641 Seminole Dr	South Gate	CA	90280	20435 E Business Pky	Walnut	CA	91789
8685 Bowers Ave	South Gate	CA	90280	680 S Lemon Ave	City Of Industry	CA	91789
261 W Beach Ave	Inglewood	CA	90302	515 S Lemon Ave	City of Industry	CA	91789
540 N Oak St	Inglewood	CA	90302	19901 Harrison Ave	City Of Industry	CA	91789
687 N Eucalyptus Ave	Inglewood	CA	90302	20405 Business Pky	Walnut	CA	91789
490 N Oak St	Inglewood	CA	90302	21003 Commerce Pointe Dr	City Of Industry	CA	91789
1100 Colorado Blvd	Santa Monica	CA	90401	21490 Baker Pky	City Of Industry	CA	91789
1540 Francisco St	Torrance	CA	90501	21508 Ferrero Pky	City Of Industry	CA	91789
19600 S Western Ave	Torrance	CA	90501	222 N Vincent Ave	West Covina	CA	91790
19321 S Harborage Way	Torrance	CA	90501	2801 W Mission Rd	Alhambra	CA	91803
2012 Abalone Ave	Torrance	CA	90501	1000 Meridian Ave	Alhambra	CA	91803

Property Address	City	State	Zip	Property Address	City	State	Zip
1331 W Torrance Blvd	Torrance	CA	90501	3201 W Mission Rd	Alhambra	CA	91803
19145 Gramercy Pl	Torrance	CA	90501	905 Westminster Ave	Alhambra	CA	91803
19400 S Western Ave	Torrance	CA	90501	82851 Avenue 45	Indio	CA	92201
1452 W Knox St	Torrance	CA	90501	82585 Showcase Pky	Indio	CA	92203
19400 Harborgate Way	Torrance	CA	90501	1777 W Lincoln St	Banning	CA	92220
20263 S Western Ave	Torrance	CA	90501	533 E 3rd St	Beaumont	CA	92223
1540 W 190th St	Torrance	CA	90501	415 Nicholas Rd	Beaumont	CA	92223
19200 S Western Ave	Torrance	CA	90501	862 W 4th St	Beaumont	CA	92223
19800 Van Ness Ave	Torrance	CA	90501	630 Nicholas Rd	Beaumont	CA	92223
1451 Knox St	Torrance	CA	90501	1010 W 4th St	Beaumont	CA	92223
1450 W 228th St	Torrance	CA	90501	920 W 4th St	Beaumont	CA	92223
19001 S Western Ave	Torrance	CA	90501	1020 Prosperity Way	Beaumont	CA	92223
20100 S Western Ave	Torrance	CA	90501	52200 Industrial Way	Coachella	CA	92236
2027 Harpers Way	Torrance	CA	90501	85901 Avenue 53	Coachella	CA	92236
19001 Harborgate Way	Torrance	CA	90501	85810 Peter Rabbit Ln	Coachella	CA	92236
1580 Francisco St	Torrance	CA	90501	Two Bunch Palms Trail	Desert Hot Springs	CA	92240
19900 Van Ness Ave	Torrance	CA	90501	411 W Garnet Ave	Palm Springs	CA	92263
1640 W 190th St	Torrance	CA	90501	54895 Fillmore St	Thermal	CA	92274
501 Van Ness Ave	Torrance	CA	90501	87500 Airport Blvd	Thermal	CA	92274
19561 Harborgate Way	Torrance	CA	90501	22069 Van Buren St	Grand Terrace	CA	92313
19600 Van Ness Ave	Torrance	CA	90501	3255 S Cactus Ave	Bloomington	CA	92316
2300 Crenshaw Blvd	Torrance	CA	90501	1551 S Lilac Ave	Bloomington	CA	92316
19700 Van Ness Ave	Torrance	CA	90501	11260 Cedar Ave	Bloomington	CA	92316
20000 S Western Ave	Torrance	CA	90501	18244 Valley Blvd	Bloomington	CA	92316
20100 S Vermont Ave	Torrance	CA	90502	305 W Resource Dr	Rialto	CA	92316
19901 Hamilton Ave	Torrance	CA	90502	315 W Resource Dr	Bloomington	CA	92316
19900 S Vermont Ave	Torrance	CA	90502	18750 Orange St	Bloomington	CA	92316
19310 Pacific Gateway Dr	Torrance	CA	90502	3520 S Cactus Ave	Bloomington	CA	92316
1000 190th St	Torrance	CA	90502	12050 Agua Mansa Rd	Bloomington	CA	92316
20051 S Vermont Ave	Torrance	CA	90502	3370 Enterprise Dr	Bloomington	CA	92316
19681 Pacific Gateway Dr	Torrance	CA	90502	1409 S Lilac Ave	Bloomington	CA	92316
19875 Pacific Gateway Dr	Torrance	CA	90502	3375 Enterprise Dr	Bloomington	CA	92316
19780 Pacific Gateway Dr	Torrance	CA	90502	330 Resource Dr	Bloomington	CA	92316
1000 Francisco St	Torrance	CA	90502	18012 Slover Ave	Bloomington	CA	92316
19301 Pacific Gateway Dr	Torrance	CA	90502	3350 S Enterprise Ave	Bloomington	CA	92316
19500 S Vermont Ave	Torrance	CA	90502	17820 Slover Ave	Bloomington	CA	92316
970 Francisco St	Torrance	CA	90502	18298 Slover Ave	Bloomington	CA	92316
20333 Normandie Ave	Torrance	CA	90502	127 W Jurupa Ave	Rialto	CA	92316
2727 Maricopa St	Torrance	CA	90503	3994 S Riverside Ave	Colton	CA	92324
301 Crenshaw Blvd	Torrance	CA	90503	2245 W Valley Blvd	Colton	CA	92324
2925 California St	Torrance	CA	90503	1801 E Cooley Dr	Colton	CA	92324
2700 California St	Torrance	CA	90503	330 W Citrus Ave	Colton	CA	92324
538 Crenshaw Blvd	Torrance	CA	90503	280 De Berry St	Colton	CA	92324
19200 Hawthorne Blvd	Torrance	CA	90503	12249 Holly St	Colton	CA	92324
588 Crenshaw Blvd	Torrance	CA	90503	3996 S Riverside Ave	Colton	CA	92324
525 Maple Ave	Torrance	CA	90503	2063 W Bustamante Pky	Colton	CA	92324
2610 Columbia St	Torrance	CA	90503	225 W Acacia Ave	Colton	CA	92324
4100 W 190th St	Torrance	CA	90504	3700 S Riverside Ave	Colton	CA	92324
4240 W 190th St	Torrance	CA	90504	1501 Cooley Dr	Colton	CA	92324
4302 W 190th St	Torrance	CA	90504	1601 E Steel Rd	Colton	CA	92324
18700 Crenshaw Blvd	Torrance	CA	90504	1601 Fairway Dr	Colton	CA	92324
2525 W 190th St	Torrance	CA	90504	2163 S Riverside Ave	Colton	CA	92324
3000 W Lomita Blvd	Torrance	CA	90505	1600 W Agua Mansa Rd	Colton	CA	92324
23540 Telo Ave	Torrance	CA	90505	1601 E Cooley Dr	Colton	CA	92324
2600 Skypark Dr	Torrance	CA	90505	2036 Miguel Bustamante Pky	Colton	CA	92324
2901 Airport Dr	Torrance	CA	90505	1603 Steel Rd	Colton	CA	92324
23215 Early Ave	Torrance	CA	90505	311 W Citrus St	Colton	CA	92324
3963 Workman Mill Rd	City Of Industry	CA	90601	21700 Barton Rd	Colton	CA	92324
3777 Workman Mill Rd	City Of Industry	CA	90601	2053 Miguel Bustamante Pky	Colton	CA	92324
2645 Pacific Park Dr	Whittier	CA	90601	1601 Ashley Way	Colton	CA	92324
2680 S Pellissier Pl	City Of Industry	CA	90601	10917 Cherry Ave	Fontana	CA	92331
3931 Workman Mill Rd	City Of Industry	CA	90601	13048 Valley Blvd	Fontana	CA	92335
2727 S Workman Mill Rd	City Of Industry	CA	90601	10288 Calabash Ave	Fontana	CA	92335
2300 Pellissier Pl	City of Industry	CA	90601	13450 Napa St	Fontana	CA	92335

Property Address	City	State	Zip	Property Address	City	State	Zip
2225 Workman Mill Rd	City of Industry	CA	90601	13373 Napa St	Fontana	CA	92335
12031 Philadelphia St	Whittier	CA	90601	13232 Valley Blvd	Fontana	CA	92335
3737 Capitol Ave	City of Industry	CA	90601	13053 San Bernardino Ave	Fontana	CA	92335
3735 Workman Mill Rd	City Of Industry	CA	90601	9950 Calabash Ave	Fontana	CA	92335
12910 Mulberry Dr	Whittier	CA	90602	8375 Sultana Ave	Fontana	CA	92335
12352 Whittier Blvd	Whittier	CA	90602	9211 Kaiser Way	Fontana	CA	92335
12252 Whittier Blvd	Whittier	CA	90602	13600 Napa St	Fontana	CA	92335
8550 Chetle Ave	Whittier	CA	90606	13265 Valley Blvd	Fontana	CA	92335
12100 Rivera Rd	Whittier	CA	90606	9988 Redwood Ave	Fontana	CA	92335
8189 Byron Rd	Whittier	CA	90606	13055 Valley Blvd	Fontana	CA	92335
6311 Knott Ave	Buena Park	CA	90620	13369 Valley Blvd	Fontana	CA	92335
6261 Caballero Blvd	Buena Park	CA	90620	13310 Valley Blvd	Fontana	CA	92335
6600 Valley View St	Buena Park	CA	90620	9774 Calabash Ave	Fontana	CA	92335
6905 Aragon Cir	Buena Park	CA	90620	9415 Kaiser Way	Fontana	CA	92335
6388 Artesia Blvd	Buena Park	CA	90620	13649 Valley Blvd	Fontana	CA	92335
6363 Regio Ave	Buena Park	CA	90620	14000 San Bernardino Ave	Fontana	CA	92335
6900 Orangethorpe Ave	Buena Park	CA	90620	13550 Valley Blvd	Fontana	CA	92335
6800 Valley View St	Buena Park	CA	90620	13277 San Bernardino Ave	Fontana	CA	92335
6400 Valley View St	Buena Park	CA	90620	13230 San Bernardino Ave	Fontana	CA	92335
6101 Knott Ave	Buena Park	CA	90620	13479 Valley Blvd	Fontana	CA	92335
6300 Regio Ave	Buena Park	CA	90620	9687 Transportation Way	Fontana	CA	92335
6280 Artesia Blvd	Buena Park	CA	90620	15895 Valley Blvd	Fontana	CA	92335
6570 Altura Blvd	Buena Park	CA	90620	8432 Almeria Ave	Fontana	CA	92335
6300 Regio Ave	Buena Park	CA	90620	7801 Cherry Ave	Fontana	CA	92336
6485 Descanso Ave	Buena Park	CA	90620	7630 Cherry Ave	Fontana	CA	92336
6545 Caballero Blvd	Buena Park	CA	90620	14750 Miller Ave	Fontana	CA	92336
6700 Artesia Blvd	Buena Park	CA	90620	5565 Sierra Ave	Fontana	CA	92336
6230 Descanso Ave	Buena Park	CA	90620	14527 Baseline Ave	Fontana	CA	92336
6880 Caballero Blvd	Buena Park	CA	90620	14605 Miller Ave	Fontana	CA	92336
6450 Caballero Blvd	Buena Park	CA	90620	7551 Cherry Ave	Fontana	CA	92336
6270 Caballero Blvd	Buena Park	CA	90620	14600 Bar Harbor Rd	Fontana	CA	92336
6800 Artesia Blvd	Buena Park	CA	90620	14650 Miller Ave	Fontana	CA	92336
6660 Orangethorpe Ave	Buena Park	CA	90620	7953 Cherry Ave	Fontana	CA	92336
6201 Regio Ave	Buena Park	CA	90620	14780 Bar Harbor Rd	Fontana	CA	92336
6300 Valley View St	Buena Park	CA	90620	5885 Sierra Ave	Fontana	CA	92336
6250 Caballero Blvd	Buena Park	CA	90620	7351 McGuire Ave	Fontana	CA	92336
6565 Knott Ave	Buena Park	CA	90620	7875 Hemlock Ave	Fontana	CA	92336
6525 Caballero Blvd	Buena Park	CA	90620	14650 Meyer Canyon Rd	Fontana	CA	92336
6251 Regio Ave	Buena Park	CA	90620	14597 Baseline Ave	Fontana	CA	92336
6201 Knott Ave	Buena Park	CA	90620	6101 Sierra Ave	Fontana	CA	92336
5650 Dolly Ave	Buena Park	CA	90621	14613 Bar Harbor Rd	Fontana	CA	92336
7025 Firestone Blvd	Buena Park	CA	90621	14779 Bar Harbor Rd	Fontana	CA	92336
5600 Beach Blvd	Buena Park	CA	90621	16270 Jurupa Ave	Fontana	CA	92337
7221 Cate Dr	Buena Park	CA	90621	11127 Catawba Ave	Fontana	CA	92337
5600 Knott Ave	Buena Park	CA	90621	10730 Production Ave	Fontana	CA	92337
5609 River Way	Buena Park	CA	90621	11275 Banana Ave	Fontana	CA	92337
7220 Cate Dr	Buena Park	CA	90621	13397 Marlay Ave	Fontana	CA	92337
5911 Fresca Dr	La Palma	CA	90623	11880 Pacific Ave	Fontana	CA	92337
5593 Fresca Dr	La Palma	CA	90623	10681 Production Ave	Fontana	CA	92337
5692 Fresca Dr	La Palma	CA	90623	11695 Pacific Ave	Fontana	CA	92337
6565 Valley View St	La Palma	CA	90623	17300 Slover Ave	Fontana	CA	92337
14000 E 183rd St	La Palma	CA	90623	12060 Cabernet Dr	Fontana	CA	92337
6901 Marlin Cir	La Palma	CA	90623	15996 Jurupa Ave	Fontana	CA	92337
11130 Holder St	Cypress	CA	90630	11081 Banana Ave	Fontana	CA	92337
11411 Valley View St	Cypress	CA	90630	11440 Pacific Ave	Fontana	CA	92337
5560 Katella Ave	Cypress	CA	90630	11251 Beech Ave	Fontana	CA	92337
6200 Phyllis Dr	Cypress	CA	90630	13414 Slover Ave	Fontana	CA	92337
11251 Warland Dr	Cypress	CA	90630	11591 Etiwanda Ave	Fontana	CA	92337
11150 Hope St	Cypress	CA	90630	13083 Slover Ave	Fontana	CA	92337
6550 Katella Ave	Cypress	CA	90630	13231 Slover Ave	Fontana	CA	92337
5665 Corporate Ave	Cypress	CA	90630	10851 Sierra Ave	Fontana	CA	92337
6600 Katella Ave	Cypress	CA	90630	10613 Jasmine St	Fontana	CA	92337
6450 Katella Ave	Cypress	CA	90630	13169 Slover Ave	Fontana	CA	92337
11130 Warland Dr	Cypress	CA	90630	11001 Etiwanda Ave	Fontana	CA	92337

Property Address	City	State	Zip	Property Address	City	State	Zip
10800 Valley View St	Cypress	CA	90630	11016 Mulberry Ave	Fontana	CA	92337
10824 Hope St	Cypress	CA	90630	11751 Cabernet Dr	Fontana	CA	92337
5440 Cerritos Ave	Cypress	CA	90630	13472 Marlay Ave	Fontana	CA	92337
5757 Plaza Dr	Cypress	CA	90630	13521 S Santa Ana Ave	Fontana	CA	92337
6032 Katella Ave	Cypress	CA	90630	10727 Commerce Way	Fontana	CA	92337
600 S Harbor Blvd	La Habra	CA	90631	10700 Business Dr	Fontana	CA	92337
1111 S Harbor Blvd	La Habra	CA	90631	10746 Commerce Way	Fontana	CA	92337
777 S Harbor Blvd	La Habra	CA	90631	10837 Commerce Way	Fontana	CA	92337
15221 Canary Ave	La Mirada	CA	90638	11875 Cabernet Dr	Fontana	CA	92337
14501 Artesia Blvd	La Mirada	CA	90638	13204 Philadelphia Ave	Fontana	CA	92337
14405 Artesia Blvd	La Mirada	CA	90638	13201 Dahlia St	Fontana	CA	92337
14450 Industry Cir	La Mirada	CA	90638	10825 Beech Ave	Fontana	CA	92337
15500 Phoebe Ave	La Mirada	CA	90638	1200 S Etiwanda Ave	Fontana	CA	92337
14041 Rosecrans Ave	La Mirada	CA	90638	10825 Production Ave	Fontana	CA	92337
14950 Valley View Ave	La Mirada	CA	90638	12925 Marlay Ave	Fontana	CA	92337
14720 E Alondra Blvd	La Mirada	CA	90638	11900 Cabernet Dr	Fontana	CA	92337
16800 E Trojan Way	La Mirada	CA	90638	13489 Slover Ave	Fontana	CA	92337
16930 Valley View Ave	La Mirada	CA	90638	13508 Marlay Ave	Fontana	CA	92337
16222 Phoebe Ave	La Mirada	CA	90638	13512 Marlay Ave	Fontana	CA	92337
14445 Alondra Blvd	La Mirada	CA	90638	12903 Jurupa Ave	Fontana	CA	92337
16420 Valley View Ave	La Mirada	CA	90638	11070 Mulberry Ave	Fontana	CA	92337
14001 Rosecrans Ave	La Mirada	CA	90638	10721 Jasmine St	Fontana	CA	92337
14659 Alondra Blvd	La Mirada	CA	90638	13032 Slover Ave	Fontana	CA	92337
16200 Trojan Way	La Mirada	CA	90638	13052 Jurupa Ave	Fontana	CA	92337
16400 Trojan Way	La Mirada	CA	90638	SEC Oleander & Santa Ana Ave	Fontana	CA	92337
16050 Canary Ave	La Mirada	CA	90638	12005 Cabernet Dr	Fontana	CA	92337
14585 Industry Cir	La Mirada	CA	90638	13050 Marlay Ave	Fontana	CA	92337
15005 Northam St	La Mirada	CA	90638	11700 Industry Ave	Fontana	CA	92337
15910 Valley View Ave	La Mirada	CA	90638	15750 Jurupa Ave	Fontana	CA	92337
14647 Northam St	La Mirada	CA	90638	13204 Jurupa Ave	Fontana	CA	92337
16501 Trojan Way	La Mirada	CA	90638	10846 Commerce Way	Fontana	CA	92337
15155 Northam St	La Mirada	CA	90638	11101 Etiwanda Ave	Fontana	CA	92337
15500 Valley View Ave	La Mirada	CA	90638	10586 Tamarind Ave	Fontana	CA	92337
14221 Artesia Blvd	La Mirada	CA	90638	13611 Jurupa Ave	Fontana	CA	92337
14355 Industry Cir	La Mirada	CA	90638	15971 Santa Ana Ave	Fontana	CA	92337
14701 Industry Cir	La Mirada	CA	90638	11260 Elm Ave	Fontana	CA	92337
14930 Alondra Blvd	La Mirada	CA	90638	10651 Elm Ave	Fontana	CA	92337
15300 Desman Rd	La Mirada	CA	90638	13423 Santa Ana Ave	Fontana	CA	92337
14101 Rosecrans Blvd	La Mirada	CA	90638	15910 Jurupa Ave	Fontana	CA	92337
14407 Alondra Blvd	La Mirada	CA	90638	11001 Citrus Ave	Fontana	CA	92337
15090 Northam St	La Mirada	CA	90638	10886 S Citrus Ave	Fontana	CA	92337
15130 Northam St	La Mirada	CA	90638	11754 Cabernet Dr	Fontana	CA	92337
16301 Trojan Way	La Mirada	CA	90638	11100 Hemlock Ave	Fontana	CA	92337
16000 Heron Ave	La Mirada	CA	90638	14874 Jurupa Ave	Fontana	CA	92337
14380 Industry Cir	La Mirada	CA	90638	11250 Poplar Ave	Fontana	CA	92337
16400 Knott Ave	La Mirada	CA	90638	13489 Jurupa Ave	Fontana	CA	92337
14455 Industry Cir	La Mirada	CA	90638	10850 Business Dr	Fontana	CA	92337
16651 Knott Ave	La Mirada	CA	90638	15801 Santa Ana Ave	Fontana	CA	92337
6913 Acco St	Montebello	CA	90640	15101 Santa Ana Ave	Fontana	CA	92337
7227 Telegraph Rd	Montebello	CA	90640	10760 Tamarind Ave	Fontana	CA	92337
1221 Frankel Ave	Montebello	CA	90640	11618 Mulberry Ave	Fontana	CA	92337
1150 S Taylor Ave	Montebello	CA	90640	11751 Industry Ave	Fontana	CA	92337
1501 Greenwood Ave	Montebello	CA	90640	16171 Santa Ana Ave	Fontana	CA	92337
7301 Telegraph Rd	Montebello	CA	90640	13366 Philadelphia Ave	Fontana	CA	92337
1 Minson Way	Montebello	CA	90640	13367 Marlay Ave	Fontana	CA	92337
901 Union St	Montebello	CA	90640	10725 Sierra Ave	Fontana	CA	92337
7171 Telegraph Rd	Montebello	CA	90640	11895 Cabernet Dr	Fontana	CA	92337
1540 S Greenwood Ave	Montebello	CA	90640	10509 Business Dr	Fontana	CA	92337
1550 S Maple Ave	Montebello	CA	90640	10918 Cherry Ave	Fontana	CA	92337
1220 W Washington Blvd	Montebello	CA	90640	10798 Catawba Ave	Fontana	CA	92337
3579 Minson Ave	Montebello	CA	90640	11188 Citrus Ave	Fontana	CA	92337
1620 S Greenwood Ave	Montebello	CA	90640	13003 Slover Ave	Fontana	CA	92337
1620 S Maple Ave	Montebello	CA	90640	15889 Slover Ave	Fontana	CA	92337
825 S Vail Ave	Montebello	CA	90640	11281 Citrus Ave	Fontana	CA	92337

Property Address	City	State	Zip	Property Address	City	State	Zip
1520 Beach St	Montebello	CA	90640	10606 Commerce Way	Fontana	CA	92337
6905 Acco St	Montebello	CA	90640	10661 Etiwanda Ave	Fontana	CA	92337
1515 Gage Rd	Montebello	CA	90640	13500 Marlay Ave	Fontana	CA	92337
1501 Date St	Montebello	CA	90640	10545 Production Ave	Fontana	CA	92337
7107 Telegraph Rd	Montebello	CA	90640	13170 Marlay Ave	Fontana	CA	92337
666 Union St	Montebello	CA	90640	11800 Industry Ave	Fontana	CA	92337
800 Union St	Montebello	CA	90640	13379 Jurupa Ave	Fontana	CA	92337
2101 W Flotilla St	Montebello	CA	90640	15816 Santa Ana Ave	Fontana	CA	92337
14405 Best Ave	Norwalk	CA	90650	9441 N Opal Ave	Mentone	CA	92359
15301 Shoemaker Ave	Norwalk	CA	90650	801 Opal Ave	Mentone	CA	92359
15505 Shoemaker Ave	Norwalk	CA	90650	490 Nevada St	Redlands	CA	92373
12851 Leyva St	Norwalk	CA	90650	2125 San Bernardino Ave	Redlands	CA	92373
14820 Carmenita Rd	Norwalk	CA	90650	1675 W Park Ave	Redlands	CA	92373
12840 E Leyva St	Norwalk	CA	90650	301 Tennessee St	Redlands	CA	92373
11100 Firestone Blvd	Norwalk	CA	90650	27352 River Bluff Ave	Redlands	CA	92374
4700 Gregg Rd	Pico Rivera	CA	90660	2456 W Lugonia Ave	Redlands	CA	92374
4741 S Durfee Ave	Pico Rivera	CA	90660	9724 Alabama St	Redlands	CA	92374
8800 Rex Rd	Pico Rivera	CA	90660	2200 W San Bernardino Ave	Redlands	CA	92374
8500 Rex Rd	Pico Rivera	CA	90660	2255 W Lugonia Ave	Redlands	CA	92374
9935 Beverly Blvd	Pico Rivera	CA	90660	2459 Almond Ave	Redlands	CA	92374
8500 Mercury Ln	Pico Rivera	CA	90660	26940 Palmetto Ave	Redlands	CA	92374
8625 Rex Rd	Pico Rivera	CA	90660	27573 River Bluff Ave	Redlands	CA	92374
8460 E Whittier Blvd	Pico Rivera	CA	90660	26525 Pioneer Ave	Redlands	CA	92374
5102 Industry Ave	Pico Rivera	CA	90660	1897 E Colton Ave	Redlands	CA	92374
4800 Gregg Rd	Pico Rivera	CA	90660	26763 San Bernardino Ave	Redlands	CA	92374
8820 Mercury Ln	Pico Rivera	CA	90660	26871 San Bernardino Ave	Redlands	CA	92374
8900 Rex Rd	Pico Rivera	CA	90660	2301 W San Bernardino Ave	Redlands	CA	92374
8320 Rex Rd	Pico Rivera	CA	90660	9425 California St	Redlands	CA	92374
4901 Gregg Rd	Pico Rivera	CA	90660	2501 W San Bernardino Ave	Redlands	CA	92374
8525 Rex Rd	Pico Rivera	CA	90660	26950 San Bernardino Ave	Redlands	CA	92374
8321 Canford St	Pico Rivera	CA	90660	1651 California St	Redlands	CA	92374
8905 Rex Rd	Pico Rivera	CA	90660	2200 Palmetto Ave	Redlands	CA	92374
8570 Mercury Ln	Pico Rivera	CA	90660	27223 Pioneer Ave	Redlands	CA	92374
8350 Rex Rd	Pico Rivera	CA	90660	27334 San Bernardino Ave	Redlands	CA	92374
8001 Telegraph Rd	Pico Rivera	CA	90660	27517 Pioneer Ave	Redlands	CA	92374
8700 Rex Rd	Pico Rivera	CA	90660	27582 Pioneer Ave	Redlands	CA	92374
7185 Rosemead Blvd	Pico Rivera	CA	90660	26875 Pioneer Ave	Redlands	CA	92374
8200 E Slauson Ave	Pico Rivera	CA	90660	9712 Alabama St	Redlands	CA	92374
7860 Paramount Blvd	Pico Rivera	CA	90660	1251 Research Dr	Redlands	CA	92374
8700 Mercury Ln	Pico Rivera	CA	90660	1300 California St	Redlands	CA	92374
7255 Rosemead Blvd	Pico Rivera	CA	90660	26881 Palmetto Ave	Redlands	CA	92374
7875 Telegraph Rd	Pico Rivera	CA	90660	26682 Almond Ave	Redlands	CA	92374
11204 Norwalk Blvd	Santa Fe Springs	CA	90670	9425 Nevada St	Redlands	CA	92374
13220 Molette St	Santa Fe Springs	CA	90670	1455 Research Dr	Redlands	CA	92374
13408 Orden Dr	Santa Fe Springs	CA	90670	1730 Marigold Ave	Redlands	CA	92374
13415 Carmenita Rd	Santa Fe Springs	CA	90670	2300 W San Bernardino Ave	Redlands	CA	92374
15015 Valley View Ave	Santa Fe Springs	CA	90670	26635 Pioneer Ave	Redlands	CA	92374
8945 Dice Rd	Santa Fe Springs	CA	90670	26681 San Bernardino Ave	Redlands	CA	92374
9211 Norwalk Blvd	Santa Fe Springs	CA	90670	1898 Marigold Ave	Redlands	CA	92374
12801 Excelsior Dr	Santa Fe Springs	CA	90670	1480 Mountain View Ave	Redlands	CA	92374
9206 Santa Fe Springs Rd	Santa Fe Springs	CA	90670	1950 Palmetto Ave	Redlands	CA	92374
11688 Greenstone Ave	Santa Fe Springs	CA	90670	1901 California St	Redlands	CA	92374
15120 Marquardt Ave	Santa Fe Springs	CA	90670	27040 San Bernardino Ave	Redlands	CA	92374
9501 Norwalk Blvd	Santa Fe Springs	CA	90670	2185 Lugonia Ave	Redlands	CA	92374
12202 E Slauson Ave	Santa Fe Springs	CA	90670	26759 Almond Ave	Redlands	CA	92374
10035 Geary Ave	Santa Fe Springs	CA	90670	9375 Alabama St	Redlands	CA	92374
12320 Bloomfield Ave	Santa Fe Springs	CA	90670	26717 Palmetto Ave	Redlands	CA	92374
13438 Foster Rd	Santa Fe Springs	CA	90670	26597 San Bernardino Ave	Redlands	CA	92374
13225 Alondra Blvd	Santa Fe Springs	CA	90670	9889 Almond Ave	Redlands	CA	92374
11333 Greenstone Ave	Santa Fe Springs	CA	90670	27081 Almond Ave	Redlands	CA	92374
10900 Painter Ave	Santa Fe Springs	CA	90670	2470 W Lugonia Ave	Redlands	CA	92374
10628 Fulton Wells Ave	Santa Fe Springs	CA	90670	2255 W San Bernardino Ave	Redlands	CA	92374
9700 Bell Ranch Dr	Santa Fe Springs	CA	90670	1895 Marigold Ave	Redlands	CA	92374
13607 Orden Dr	Santa Fe Springs	CA	90670	1898 E Colton Ave	Redlands	CA	92374

Property Address	City	State	Zip	Property Address	City	State	Zip
15700 Shoemaker Ave	Santa Fe Springs	CA	90670	2290 Palmetto Ave	Redlands	CA	92374
12935 Leffingwell Ave	Santa Fe Springs	CA	90670	2250 W Lugonia Ave	Redlands	CA	92375
11925 E Pike St	Santa Fe Springs	CA	90670	1450 Alder Ave	Rialto	CA	92376
12928 Sandoval St	Santa Fe Springs	CA	90670	1552 N Alder Ave	Rialto	CA	92376
11600 Los Nietos Rd	Santa Fe Springs	CA	90670	1371 N Laurel Ave	Rialto	CA	92376
13409 Orden Dr	Santa Fe Springs	CA	90670	2625 W Renaissance Pky	Rialto	CA	92376
13500 Foster Rd	Santa Fe Springs	CA	90670	1979 W Renaissance Pky	Rialto	CA	92376
8834 Millergrrove Dr	Santa Fe Springs	CA	90670	360 S Lilac Ave	Rialto	CA	92376
13225 Marquardt Ave	Santa Fe Springs	CA	90670	1660 N Linden Ave	Rialto	CA	92376
15510 Carmenita Rd	Santa Fe Springs	CA	90670	1314 W Merrill Ave	Rialto	CA	92376
10805 Painter Ave	Santa Fe Springs	CA	90670	1568 N Linden Ave	Rialto	CA	92376
12235 Bell Ranch Dr	Santa Fe Springs	CA	90670	1710 W Base Line Rd	Rialto	CA	92376
14141 Alondra Blvd	Santa Fe Springs	CA	90670	1364 W Rialto Ave	Rialto	CA	92376
9601 John St	Santa Fe Springs	CA	90670	1221 Alder Ave	Rialto	CA	92376
13227 Orden Dr	Santa Fe Springs	CA	90670	1998 W Baseline Rd	Rialto	CA	92376
12065 Pike St	Santa Fe Springs	CA	90670	1464 W Merrill Ave	Rialto	CA	92376
9200 Sorensen Ave	Santa Fe Springs	CA	90670	300 S Cedar Ave	Rialto	CA	92376
12418 Florence Ave	Santa Fe Springs	CA	90670	1401 Alder Ave	Rialto	CA	92376
12828 Carmenita Rd	Santa Fe Springs	CA	90670	1920 W Baseline Rd	Rialto	CA	92376
12318 Florence Ave	Santa Fe Springs	CA	90670	450 S Cactus Ave	Rialto	CA	92376
12301 Hawkins St	Santa Fe Springs	CA	90670	1110 W Merrill Ave	Rialto	CA	92376
9830 Norwalk Blvd	Santa Fe Springs	CA	90670	2510 W Walnut Ave	Rialto	CA	92376
13113 Adler Rd	Santa Fe Springs	CA	90670	562 W Santa Ana Ave	Rialto	CA	92376
13132 Lakeland Rd	Santa Fe Springs	CA	90670	2450 W Walnut Ave	Rialto	CA	92376
8808 Pioneer Blvd	Santa Fe Springs	CA	90670	1686 W Base Line Rd	Rialto	CA	92376
12034 Greenstone Ave	Santa Fe Springs	CA	90670	2245 Renaissance Pkwy	Rialto	CA	92376
10715 Shoemaker Ave	Santa Fe Springs	CA	90670	1543 Alder Ave	Rialto	CA	92376
8110 Sorensen Ave	Santa Fe Springs	CA	90670	1590 N Tamarind Ave	Rialto	CA	92376
12012 Burke St	Santa Fe Springs	CA	90670	371 S Cactus Ave	Rialto	CA	92376
15160 Spring Ave	Santa Fe Springs	CA	90670	1642 W Miro Way	Rialto	CA	92376
10506 Shoemaker Ave	Santa Fe Springs	CA	90670	1495 Tamarind Ave	Rialto	CA	92376
11650 Burke St	Santa Fe Springs	CA	90670	1420 N Tamarind Ave	Rialto	CA	92376
11529 Greenstone Ave	Santa Fe Springs	CA	90670	1750 Miro Way	Rialto	CA	92376
12827 E Imperial Hwy	Santa Fe Springs	CA	90670	120 S Cedar Ave	Rialto	CA	92376
11320 Bloomfield Ave	Santa Fe Springs	CA	90670	548 W Merrill Ave	Rialto	CA	92376
14027 Borate St	Santa Fe Springs	CA	90670	1960 W Miro Way	Rialto	CA	92376
12310 E Slauson Ave	Santa Fe Springs	CA	90670	181 S Larch Ave	Rialto	CA	92376
12330 Lakeland Rd	Santa Fe Springs	CA	90670	2225 Alder Ave	Rialto	CA	92377
14066 Borate St	Santa Fe Springs	CA	90670	2602 N Locust Ave	Rialto	CA	92377
13827 Carmenita Rd	Santa Fe Springs	CA	90670	2180 N Locust Ave	Rialto	CA	92377
13642 Orden Dr	Santa Fe Springs	CA	90670	1508 W Casmalia St	Rialto	CA	92377
10107 Norwalk Blvd	Santa Fe Springs	CA	90670	2415 N Locust Ave	Rialto	CA	92377
9306 Sorensen Ave	Santa Fe Springs	CA	90670	3196 N Locust Ave	Rialto	CA	92377
8724 Millergrrove Dr	Santa Fe Springs	CA	90670	3105 N Alder Ave	Rialto	CA	92377
12681 Corral Pl	Santa Fe Springs	CA	90670	3110 N Alder Ave	Rialto	CA	92377
12311 Shoemaker Ave	Santa Fe Springs	CA	90670	1850 Vineyard Ave	Rialto	CA	92377
13901 Carmenita Rd	Santa Fe Springs	CA	90670	4982 Hallmark Pky	San Bernardino	CA	92407
13012 Molette St	Santa Fe Springs	CA	90670	2552 W Shenandoah Way	San Bernardino	CA	92407
12500 E Slauson Ave	Santa Fe Springs	CA	90670	5454 A Industrial Park	San Bernardino	CA	92407
12866 Ann St	Santa Fe Springs	CA	90670	7140 N Cajon Blvd	San Bernardino	CA	92407
13861 Rosecrans Ave	Santa Fe Springs	CA	90670	2765 Lexington Way	San Bernardino	CA	92407
13833 Borate St	Santa Fe Springs	CA	90670	6010 N Cajon Blvd	San Bernardino	CA	92407
11811 E Florence Ave	Santa Fe Springs	CA	90670	3454 Mike Daley Dr	San Bernardino	CA	92407
9101 Sorensen Ave	Santa Fe Springs	CA	90670	5685 Industrial Pky	San Bernardino	CA	92407
15614 Shoemaker Ave	Santa Fe Springs	CA	90670	2705 Lexington Way	San Bernardino	CA	92407
9630 Norwalk Blvd	Santa Fe Springs	CA	90670	7010 N Cajon Blvd	San Bernardino	CA	92407
12816 Adler Dr	Santa Fe Springs	CA	90670	3372 N Mike Daley Dr	San Bernardino	CA	92407
13220 Orden Dr	Santa Fe Springs	CA	90670	4472 Georgia Blvd	San Bernardino	CA	92407
9400 Santa Fe Springs Rd	Santa Fe Springs	CA	90670	4162 Georgia Blvd	San Bernardino	CA	92407
13530 Rosecrans Ave	Santa Fe Springs	CA	90670	5080 Hallmark Pky	San Bernardino	CA	92407
10006 Santa Fe Springs Rd	Santa Fe Springs	CA	90670	5415 N Industrial Pky	San Bernardino	CA	92407
12821 Carmenita Rd	Santa Fe Springs	CA	90670	5959 Palm Ave	San Bernardino	CA	92407
12801 Excelsior Dr	Santa Fe Springs	CA	90670	5990 N Cajon Blvd	San Bernardino	CA	92407

Property Address	City	State	Zip	Property Address	City	State	Zip
13325 Molette St	Santa Fe Springs	CA	90670	5404 Industrial Pky	San Bernardino	CA	92407
13833 Freeway Dr	Santa Fe Springs	CA	90670	1761 Interchange Dr	San Bernardino	CA	92407
13146 Firestone Blvd	Santa Fe Springs	CA	90670	3525 N Mike Daley Dr	San Bernardino	CA	92407
11130 Bloomfield Ave	Santa Fe Springs	CA	90670	6227 Cajon Blvd	San Bernardino	CA	92407
14911 Valley View Ave	Santa Fe Springs	CA	90670	4010 Georgia Blvd	San Bernardino	CA	92407
12850 E Florence Ave	Santa Fe Springs	CA	90670	4382 N Georgia Blvd	San Bernardino	CA	92407
12935 Imperial Hwy	Santa Fe Springs	CA	90670	4382 Georgia Blvd	San Bernardino	CA	92407
12241 Florence Ave	Santa Fe Springs	CA	90670	7250 Cajon Blvd	San Bernardino	CA	92407
12909 Sandoval St	Santa Fe Springs	CA	90670	2612 W Shenandoah Way	San Bernardino	CA	92407
13545 Larwin Cir	Santa Fe Springs	CA	90670	1651 Interchange Dr	San Bernardino	CA	92407
12623 Cisneros Ln	Santa Fe Springs	CA	90670	5690 Industrial Pky	San Bernardino	CA	92407
12380 Clark St	Santa Fe Springs	CA	90670	19949 Kendall Dr	San Bernardino	CA	92407
12005 Pike St	Santa Fe Springs	CA	90670	17335 Glen Helen Pky	San Bernardino	CA	92407
15050 Shoemaker Ave	Santa Fe Springs	CA	90670	6207 Cajon Blvd	San Bernardino	CA	92407
15225 Bonavista Ave	Santa Fe Springs	CA	90670	5405 Industrial Pky	San Bernardino	CA	92407
12991 Marquardt Ave	Santa Fe Springs	CA	90670	1592 E San Bernardino Ave	San Bernardino	CA	92408
12588 Florence Ave	Santa Fe Springs	CA	90670	125 E Club Center Dr	San Bernardino	CA	92408
12802 Leffingwell Rd	Santa Fe Springs	CA	90670	1050 E Orange Show Rd	San Bernardino	CA	92408
12540 Slauson Ave	Santa Fe Springs	CA	90670	945 S Sunnyside Ave	San Bernardino	CA	92408
11954 Washington Blvd	Santa Fe Springs	CA	90670	980 E Mill St	San Bernardino	CA	92408
12801 Excelsior Dr	Santa Fe Springs	CA	90670	270 E Central Ave	San Bernardino	CA	92408
12009 Telegraph Rd	Santa Fe Springs	CA	90670	555 E Orange Show Rd	San Bernardino	CA	92408
13527 Orden Dr	Santa Fe Springs	CA	90670	1454 S Sunnyside Ave	San Bernardino	CA	92408
14044 Freeway Dr	Santa Fe Springs	CA	90670	701 S Arrowhead Ave	San Bernardino	CA	92408
11500 Los Nietos Rd	Santa Fe Springs	CA	90670	1295 E Central Ave	San Bernardino	CA	92408
11211 Greenstone Ave	Santa Fe Springs	CA	90670	1400 E Victoria Ave	San Bernardino	CA	92408
12801 Ann St	Santa Fe Springs	CA	90670	1089 E Mill St	San Bernardino	CA	92408
10810 Painter Ave	Santa Fe Springs	CA	90670	1350 N Waterman Ave	San Bernardino	CA	92408
12825 Leffingwell Rd	Santa Fe Springs	CA	90670	1410 E Central Ave	San Bernardino	CA	92408
14088 Borate St	Santa Fe Springs	CA	90670	300 S Tippecanoe Ave	San Bernardino	CA	92408
13635 E Freeway Dr	Santa Fe Springs	CA	90670	1470 S Tippecanoe Ave	San Bernardino	CA	92408
14404 Best Ave	Santa Fe Springs	CA	90670	675 E Central Ave	San Bernardino	CA	92408
9747 S Norwalk Blvd	Santa Fe Springs	CA	90670	1910 E Central Ave	San Bernardino	CA	92408
13341 Cambridge St	Santa Fe Springs	CA	90670	1456 E Harry Sheppard Blvd	San Bernardino	CA	92408
13700 Firestone Blvd	Santa Fe Springs	CA	90670	890 E Mill St	San Bernardino	CA	92408
12601 Shoemaker Ave	Santa Fe Springs	CA	90670	990 E Mill St	San Bernardino	CA	92408
10205 Painter Ave	Santa Fe Springs	CA	90670	1905 Riverview Dr	San Bernardino	CA	92408
12907 Imperial Hwy	Santa Fe Springs	CA	90670	570 E Mill St	San Bernardino	CA	92408
15415 Marquardt Ave	Santa Fe Springs	CA	90670	786 E Central Ave	San Bernardino	CA	92408
10747 Patterson Pl	Santa Fe Springs	CA	90670	520 E Orange Show Rd	San Bernardino	CA	92408
15305 Valley View Ave	Santa Fe Springs	CA	90670	736 W Inland Center Dr	San Bernardino	CA	92408
10521 Dale Ave	Stanton	CA	90680	825 E Central Ave	San Bernardino	CA	92408
14014 Arbor Pl	Cerritos	CA	90703	1445 Riverview Dr	San Bernardino	CA	92408
16012 Arthur St	Cerritos	CA	90703	1650 E Central Ave	San Bernardino	CA	92408
13012 Midway Pl	Cerritos	CA	90703	258 E Commercial Dr	San Bernardino	CA	92408
14101 Park Pl	Cerritos	CA	90703	255 S Waterman Ave	San Bernardino	CA	92408
14121 Artesia Blvd	Cerritos	CA	90703	Tippecanoe Ave	San Bernardino	CA	92408
16000 Carmenita Rd	Cerritos	CA	90703	750 S Valley View Ave	San Bernardino	CA	92408
15928 Commerce Way	Cerritos	CA	90703	2505 Steele St	San Bernardino	CA	92408
12836 Alondra Blvd	Cerritos	CA	90703	343 S Lena Rd	San Bernardino	CA	92408
12889 Moore St	Cerritos	CA	90703	301 S Tippecanoe Ave	San Bernardino	CA	92408
16069 Shoemaker Ave	Cerritos	CA	90703	631 S Waterman Ave	San Bernardino	CA	92408
16110 Carmenita Rd	Cerritos	CA	90703	1445 S Tippecanoe Ave	San Bernardino	CA	92408
14171 Park Pl	Cerritos	CA	90703	311 S Doolittle Ave	San Bernardino	CA	92408
17211 Valley View Ave	Cerritos	CA	90703	1494 S Waterman Ave	San Bernardino	CA	92408
16010 Shoemaker Ave	Cerritos	CA	90703	1393 E San Bernardino Ave	San Bernardino	CA	92408
12850 Midway Pl	Cerritos	CA	90703	1050 W Rialto Ave	San Bernardino	CA	92410
15905 Commerce Way	Cerritos	CA	90703	1500 W Rialto Ave	San Bernardino	CA	92410
18021 Valley View Ave	Cerritos	CA	90703	7776 Tippecanoe Ave	San Bernardino	CA	92410
15950 Bloomfield Ave	Cerritos	CA	90703	927 E 9th St	San Bernardino	CA	92410
12851 Midway Pl	Cerritos	CA	90703	3512 14th St	Riverside	CA	92501
17101 Valley View Ave	Cerritos	CA	90703	9700 Indiana Ave	Riverside	CA	92503
15959 Piuma Ave	Cerritos	CA	90703	8200 Arlington Ave	Riverside	CA	92503
13226 Alondra Blvd	Cerritos	CA	90703	12000 Magnolia Ave	Riverside	CA	92503

Property Address	City	State	Zip	Property Address	City	State	Zip
17817 Valley View Ave	Cerritos	CA	90703	7145 Arlington Ave	Riverside	CA	92503
13950 Cerritos Corporate Dr	Cerritos	CA	90703	7337 Central Ave	Riverside	CA	92504
13233 Moore St	Cerritos	CA	90703	8000 Lincoln Ave	Riverside	CA	92504
12928 Midway Pl	Cerritos	CA	90703	5825 Jasmine St	Riverside	CA	92504
14100 Vine Pl	Cerritos	CA	90703	2950 Jefferson St	Riverside	CA	92504
16028 Marquardt Ave	Cerritos	CA	90703	7809 Lincoln Ave	Riverside	CA	92504
16200 Carmenita Rd	Cerritos	CA	90703	7227 Central Ave	Riverside	CA	92504
13140 Midway Pl	Cerritos	CA	90703	16833 Krameria Ave	Riverside	CA	92504
13131 166th St	Cerritos	CA	90703	3100 Jefferson St	Riverside	CA	92504
15927 Distribution Way	Cerritos	CA	90703	1080 Mount Vernon Ave	Riverside	CA	92507
16290 Shoemaker Ave	Cerritos	CA	90703	797 Palmyrita Ct	Riverside	CA	92507
10811 Bloomfield	Los Alamitos	CA	90720	545 Columbia Ave	Riverside	CA	92507
10681 Calle Lee	Los Alamitos	CA	90720	705 Columbia Ave	Riverside	CA	92507
4411 Katella Ave	Los Alamitos	CA	90720	800 E La Cadena Dr	Riverside	CA	92507
7210 Alondra Blvd	Paramount	CA	90723	3080 12th St	Riverside	CA	92507
14350 Garfield Ave	Paramount	CA	90723	1001 Columbia Ave	Riverside	CA	92507
16706 Garfield Ave	Paramount	CA	90723	1495 Columbia Ave	Riverside	CA	92507
14001 S Garfield Ave	Paramount	CA	90723	6860 Sycamore Canyon Blvd	Riverside	CA	92507
14900 Garfield Ave	Paramount	CA	90723	875 Michigan Ct	Riverside	CA	92507
7743 Adams St	Paramount	CA	90723	1560 Sierra Ridge Dr	Riverside	CA	92507
14001 Orange Ave	Paramount	CA	90723	795 Columbia Ave	Riverside	CA	92507
15701 Minnesota Ave	Paramount	CA	90723	555 Palmyrita Ave	Riverside	CA	92507
350 Westmont Dr	San Pedro	CA	90731	6681 River Run Dr	Riverside	CA	92507
401 Westmont Ave	San Pedro	CA	90731	800 Iowa Ave	Riverside	CA	92507
300 Westmont Dr	San Pedro	CA	90731	6721 Sycamore Canyon Blvd	Riverside	CA	92507
111 E 22nd St	San Pedro	CA	90731	475 Palmyrita Ave	Riverside	CA	92507
901 New Dock St	Wilmington	CA	90731	6275 Lance Dr	Riverside	CA	92507
301 Westmont Dr	San Pedro	CA	90731	6150 Sycamore Canyon Blvd	Riverside	CA	92507
1710 Apollo Ct	Seal Beach	CA	90740	1730 Eastridge Ave	Riverside	CA	92507
1770 Saturn Way	Seal Beach	CA	90740	1651 Eastridge Ave	Riverside	CA	92507
1700 Saturn Way	Seal Beach	CA	90740	935 Palmyrita Ave	Riverside	CA	92507
2401 E Pacific Coast Hwy	Wilmington	CA	90744	1111 Citrus St	Riverside	CA	92507
909 Colon St	Wilmington	CA	90744	6688 Box Springs Blvd	Riverside	CA	92507
900 E M St	Wilmington	CA	90744	1580 Eastridge Ave	Riverside	CA	92507
901 E E St	Wilmington	CA	90744	780 Columbia Ave	Riverside	CA	92507
920 E Pacific Coast Hwy	Wilmington	CA	90744	3087 12th St	Riverside	CA	92507
301 N Figueroa St	Wilmington	CA	90744	6335 Sycamore Canyon Blvd	Riverside	CA	92507
990 E 233rd St	Carson	CA	90745	333 Palmyrita Ave	Riverside	CA	92507
901 E 233rd St	Carson	CA	90745	1850 Atlanta Ave	Riverside	CA	92507
900 Watson Center Rd	Carson	CA	90745	500 Palmyrita Ave	Riverside	CA	92507
1111 E Watson Center Rd	Carson	CA	90745	6250 Sycamore Canyon Blvd	Riverside	CA	92507
1145 E 233rd St	Carson	CA	90745	6075 Lance Dr	Riverside	CA	92507
1071 E 233rd St	Carson	CA	90745	6255 Sycamore Canyon Blvd	Riverside	CA	92507
1710 E Sepulveda Blvd	Carson	CA	90745	6400 Sycamore Canyon Blvd	Riverside	CA	92507
810 E 233rd St	Carson	CA	90745	6711 Sycamore Canyon Blvd	Riverside	CA	92507
23610 S Banning Blvd	Carson	CA	90745	1155 Mount Vernon Ave	Riverside	CA	92507
800 E 230th St	Carson	CA	90745	6125 Sycamore Canyon Blvd	Riverside	CA	92507
24760 S Main St	Carson	CA	90745	1200 Columbia Ave	Riverside	CA	92507
22941 S Wilmington Ave	Carson	CA	90745	6975 Sycamore Canyon Blvd	Riverside	CA	92507
22673 S Wilmington Ave	Carson	CA	90745	6677 Box Spring Blvd	Riverside	CA	92507
809 E 236th St	Carson	CA	90745	1100 Citrus St	Riverside	CA	92507
21175 S Main St	Carson	CA	90745	490 Columbia Ave	Riverside	CA	92507
1113 E 230th St	Carson	CA	90745	1660 Iowa Ave	Riverside	CA	92507
1015 E 236th St	Carson	CA	90745	2727 Kansas Ave	Riverside	CA	92507
22707 S Wilmington Ave	Carson	CA	90745	2111 Eastridge Ave	Riverside	CA	92507
1035 Watson Center Rd	Carson	CA	90745	2321 3rd St	Riverside	CA	92507
1610 E Sepulveda Blvd	Carson	CA	90745	1680 Eastridge Ave	Riverside	CA	92507
1241 Watson Center Rd	Carson	CA	90745	1455 Citrus Ave	Riverside	CA	92507
1040 E Watson Center Rd	Carson	CA	90745	1601 Iowa Ave	Riverside	CA	92507
909 E 236th St	Carson	CA	90745	1500 Eastridge Ave	Riverside	CA	92507
22560 Lucerne St	Carson	CA	90745	6980 Sycamore Canyon Blvd	Riverside	CA	92507
1058 E 230th St	Carson	CA	90745	1455 Columbia Ave	Riverside	CA	92507
851 Watson Center Rd	Carson	CA	90745	6659 Sycamore Canyon Blvd	Riverside	CA	92507

Property Address	City	State	Zip	Property Address	City	State	Zip
23011 S Wilmington Ave	Carson	CA	90745	1995 3rd St	Riverside	CA	92507
1031 Watson Center Rd	Carson	CA	90745	7295 San Gorgonio Dr	Riverside	CA	92508
1165 E 230th St	Carson	CA	90745	7345 Sycamore Canyon Blvd	Riverside	CA	92508
1041 E 230th St	Carson	CA	90745	7105 Old 215 Frontage Rd	Riverside	CA	92508
720 Watson Center Rd	Carson	CA	90745	7350 San Gorgonio Dr	Riverside	CA	92508
989 E 233rd St	Carson	CA	90745	2325 Cottonwood Ave	Riverside	CA	92508
23000 Avalon Blvd	Carson	CA	90745	2325 Cottonwood Ave	Riverside	CA	92508
1130 Watson Center Rd	Carson	CA	90745	12246 Holly St	Riverside	CA	92509
1231 E 230th St	Carson	CA	90745	10045 Limonite Ave	Jurupa Valley	CA	92509
1021 E 233rd St	Carson	CA	90745	9670 Galena St	Jurupa Valley	CA	92509
23601 S Wilmington Ave	Carson	CA	90745	1135 Hall Ave	Jurupa Valley	CA	92509
1000 E 223rd St	Carson	CA	90745	4851 Felspar St	Jurupa Valley	CA	92509
24700 S Main St	Carson	CA	90745	6510 General Dr	Jurupa Valley	CA	92509
1350 E 223rd St	Carson	CA	90745	4510 Rutile St	Jurupa Valley	CA	92509
1240 E 230th St	Carson	CA	90745	5300 Via Ricardo	Jurupa Valley	CA	92509
22351 Wilmington Ave	Carson	CA	90745	6580 General Rd	Jurupa Valley	CA	92509
1118 E 223rd St	Carson	CA	90745	2356 Fleetwood Dr	Jurupa Valley	CA	92509
1130 E 230th St	Carson	CA	90745	2345 Fleetwood Dr	Jurupa Valley	CA	92509
24600 S Main St	Carson	CA	90745	1755 Brown Ave	Riverside	CA	92509
21023 S Main St	Carson	CA	90745	12215 Holly St	Riverside	CA	92509
23301 S Wilmington Ave	Carson	CA	90745	2350 Fleetwood Dr	Jurupa Valley	CA	92509
22600 S Bonita Ave	Carson	CA	90745	2100 Avalon St	Jurupa Valley	CA	92509
771 Watson Center Rd	Carson	CA	90745	14600 Innovation Dr	Riverside	CA	92518
1220 Watson Center Rd	Carson	CA	90745	14950 Meridian Pky	March Air Reserve Base	CA	92518
17145 S Margay Ave	Carson	CA	90746	15750 Meridian Pky	Riverside	CA	92518
18420 Harmon Ave	Carson	CA	90746	14605 Innovation Dr	Riverside	CA	92518
18655 S Bishop Ave	Carson	CA	90746	14855 Innovation Dr	Riverside	CA	92518
18300 Central Ave	Carson	CA	90746	14540 Innovation Dr	Riverside	CA	92518
18055 Harmon Ave	Carson	CA	90746	21800 Authority Way	Riverside	CA	92518
1535 E Beachey Pl	Carson	CA	90746	22000 Opportunity Way	Riverside	CA	92518
1501 E Victoria St	Carson	CA	90746	14751 Meridian Pky	Riverside	CA	92518
18431 S Wilmington Ave	Carson	CA	90746	20801 Krameria Ave	Riverside	CA	92518
18120 Bishop Ave	Carson	CA	90746	22280 Opportunity Way	Riverside	CA	92518
1500 E Glenn Curtiss St	Carson	CA	90746	22220 Opportunity Way	Riverside	CA	92518
1371 Charles Willard St	Carson	CA	90746	14813 Meridian Pky	Riverside	CA	92518
1725 Charles Willard St	Carson	CA	90746	20901 Krameria Ave	Riverside	CA	92518
16525 S Avalon Blvd	Carson	CA	90746	15801 Meridian Pky	Riverside	CA	92518
1380 Charles Willard St	Carson	CA	90746	15001 Meridian Pky	Riverside	CA	92518
1450 Glenn Curtiss St	Carson	CA	90746	14350 Meridian Pky	Riverside	CA	92518
1550 Charles Willard St	Carson	CA	90746	21822 Opportunity Way	Riverside	CA	92518
1650 E Glenn Curtiss St	Carson	CA	90746	5733 W Whittier Ave	Hemet	CA	92545
16325 S Avalon Blvd	Carson	CA	90746	17350 Perris Blvd	Moreno Valley	CA	92551
1651 E Glenn Curtiss St	Carson	CA	90746	24950 Grove View Rd	Moreno Valley	CA	92551
966 E Sandhill Ave	Carson	CA	90746	16875 Heacock St	Moreno Valley	CA	92551
1460 Beachey Pl	Carson	CA	90746	24960 San Michele Rd	Moreno Valley	CA	92551
1065 E Walnut St	Carson	CA	90746	17500 N Perris Blvd	Moreno Valley	CA	92551
17000 Kingsview Ave	Carson	CA	90746	24520 San Michele Rd	Moreno Valley	CA	92551
3201 Walnut Ave	Signal Hill	CA	90755	16901 San Celeste	Moreno Valley	CA	92551
3366 E Willow St	Signal Hill	CA	90755	17101 Heacock St	Moreno Valley	CA	92551
1281 Pier G Way	Long Beach	CA	90802	16110 Cosmos St	Moreno Valley	CA	92551
Pier F	Long Beach	CA	90802	24600 Nandina Ave	Moreno Valley	CA	92551
2500 E Thompson St	Long Beach	CA	90805	24300 Nandina Ave	Moreno Valley	CA	92551
6375 Paramount Blvd	Long Beach	CA	90805	24870 Nandina Ave	Moreno Valley	CA	92551
2201 E Market St	Long Beach	CA	90805	25300 Globe St	Moreno Valley	CA	92551
105 W Victoria St	Long Beach	CA	90805	17300 Perris Blvd	Moreno Valley	CA	92551
105 W Victoria St	Long Beach	CA	90805	17825 Indian St	Moreno Valley	CA	92551
6925 N Paramount Blvd	Long Beach	CA	90805	24103 San Michele Rd	Moreno Valley	CA	92551
6979 Cherry Ave	Long Beach	CA	90805	24975 Nandina Ave	Moreno Valley	CA	92551
100 W Victoria St	Long Beach	CA	90805	16850 Heacock St	Moreno Valley	CA	92551
3333 Airport Way	Long Beach	CA	90806	16415 Cosmos St	Moreno Valley	CA	92551
3500 E Willow St	Long Beach	CA	90806	24101 Iris Ave	Moreno Valley	CA	92551
2600 Temple Ave	Long Beach	CA	90806	17800 Perris Blvd	Moreno Valley	CA	92551
2401 E Wardlow Rd	Long Beach	CA	90807	17791 Perris Blvd	Moreno Valley	CA	92551

Property Address	City	State	Zip	Property Address	City	State	Zip
2400 E Wardlow Rd	Long Beach	CA	90807	24901 San Michele Rd	Moreno Valley	CA	92551
1800 E Wardlow Rd	Long Beach	CA	90807	17783 Indian St	Moreno Valley	CA	92551
4800 Conant St	Long Beach	CA	90808	24385 Nandina Ave	Moreno Valley	CA	92551
4001 Worsham Ave	Long Beach	CA	90808	15810 Heacock St	Moreno Valley	CA	92551
4501 E Conant St	Long Beach	CA	90808	17100 Perris Blvd	Moreno Valley	CA	92551
3701 Conant St	Long Beach	CA	90808	24208 San Michele Rd	Moreno Valley	CA	92551
3700 Cover St	Long Beach	CA	90808	25100 Globe St	Moreno Valley	CA	92551
3205 N Lakewood Blvd	Long Beach	CA	90808	23400 Cactus Ave	Moreno Valley	CA	92553
4175 E Conant St	Long Beach	CA	90808	14300 Graham St	Moreno Valley	CA	92553
3855 N Lakewood Blvd	Long Beach	CA	90808	14255 Elsworth St	Moreno Valley	CA	92553
2300 Redondo Ave	Long Beach	CA	90809	23700 Cactus Ave	Moreno Valley	CA	92553
3600 E Burnett Ave	Long Beach	CA	90809	23800 Cactus Ave	Moreno Valley	CA	92553
2211 E Carson St	Carson	CA	90810	23360 Cactus Ave	Moreno Valley	CA	92553
2320 E Dominguez St	Carson	CA	90810	22150 Goldencrest Dr	Moreno Valley	CA	92553
2839 El Presidio St	Carson	CA	90810	23650 Brodiaea Ave	Moreno Valley	CA	92553
2807 El Presidio St	Carson	CA	90810	22135 Alessandro Blvd	Moreno Valley	CA	92553
1483 W Via Plata St	Long Beach	CA	90810	22750 Cactus Ave	Moreno Valley	CA	92553
20500 S Alameda St	Carson	CA	90810	23400 Cactus Ave	Moreno Valley	CA	92553
2161 E Dominguez St	Long Beach	CA	90810	22705 Newhope St	Moreno Valley	CA	92553
2201 E Carson St	Carson	CA	90810	23532 Brodiaea Ave	Moreno Valley	CA	92553
2630 E El Presidio St	Carson	CA	90810	28020 Eucalyptus Ave	Moreno Valley	CA	92555
2220 E Carson St	Carson	CA	90810	28010 Eucalyptus Ave	Moreno Valley	CA	92555
2270 E 220th St	Carson	CA	90810	28025 Eucalyptus Ave	Moreno Valley	CA	92555
21950 Arnold Center Rd	Carson	CA	90810	28015 Eucalyptus Ave	Moreno Valley	CA	92555
2155 E 220th St	Carson	CA	90810	12661 Aldi Pl	Moreno Valley	CA	92555
2132 E Dominguez St	Carson	CA	90810	29800 Eucalyptus Ave	Moreno Valley	CA	92555
21136 S Wilmington Ave	Carson	CA	90810	25720 Jefferson Ave	Murrieta	CA	92562
2000 E Carson St	Carson	CA	90810	38655 Sky Canyon Dr	Murrieta	CA	92563
21906 Arnold Center Rd	Carson	CA	90810	30590 Cochise Cir	Murrieta	CA	92563
20633 S Fordyce Ave	Carson	CA	90810	19940 Hansen Ave	Nuevo	CA	92567
1665 Hughes Way	Long Beach	CA	90810	24312 Daytona Cove	Perris	CA	92570
20974 S Santa Fe Ave	Long Beach	CA	90810	24195 Orange Ave	Perris	CA	92570
20488 Reeves Ave	Carson	CA	90810	17618 Harvill Ave	Perris	CA	92570
21900 S Wilmington Ave	Carson	CA	90810	18810 Harvill Ave	Perris	CA	92570
20355 Reeves Ave	Carson	CA	90810	23129 Cajalco Rd	Perris	CA	92570
2649 E Dominguez St	Long Beach	CA	90810	17789 Old Oleander Blvd	Perris	CA	92570
2131 W Willow St	Long Beach	CA	90810	707 E 4th St	Perris	CA	92570
2711 E Dominguez St	Long Beach	CA	90810	23123 Cajalco Rd	Perris	CA	92570
1500 W Dominguez St	Long Beach	CA	90810	24201 Orange Ave	Perris	CA	92570
21750 S Arnold Center Dr	Carson	CA	90810	145 Malbert St	Perris	CA	92570
3025 E Dominguez St	Carson	CA	90810	18310 Harvill Ave	Perris	CA	92570
2011 E Carson St	Carson	CA	90810	22780 Harley Knox Blvd	Perris	CA	92570
20600 S Alameda St	Carson	CA	90810	3350 Redlands Ave	Perris	CA	92571
20801 S Santa Fe Ave	Carson	CA	90810	4413 Patterson Ave	Perris	CA	92571
2116 E 220th St	Carson	CA	90810	375 Markham St	Perris	CA	92571
2200 Technology Pl	Long Beach	CA	90810	4565 Redlands Ave	Perris	CA	92571
2888 E El Presidio St	Carson	CA	90810	3100 N Perris Blvd	Perris	CA	92571
2230 E Carson St	Carson	CA	90810	4555 Redlands Ave	Perris	CA	92571
20642 S Fordyce Ave	Carson	CA	90810	251 E Rider St	Perris	CA	92571
2417 E Carson St	Carson	CA	90810	290 W Markham St	Perris	CA	92571
2250 E 220th St	Carson	CA	90810	657 Nance St	Perris	CA	92571
20444 Reeves Ave	Carson	CA	90810	100 W Sinclair St	Perris	CA	92571
20499 Reeves Ave	Carson	CA	90810	4323 Indian Ave	Perris	CA	92571
1925 E Dominguez St	Carson	CA	90810	400 Harley Knox Blvd	Perris	CA	92571
2001 E Dominguez St	Long Beach	CA	90810	4150 Patterson Ave	Perris	CA	92571
3900 Via Oro	Long Beach	CA	90810	3411 N Perris Blvd	Perris	CA	92571
20943 S Maciel Ave	Carson	CA	90810	3700 Indian Ave	Perris	CA	92571
2400 E Dominguez St	Long Beach	CA	90810	4378 N Perris Blvd	Perris	CA	92571
1431 W Via Plata St	Long Beach	CA	90810	353 Perry St	Perris	CA	92571
20434 S Santa Fe Ave	Carson	CA	90810	4100 N Webster Ave	Perris	CA	92571
1981 E 213th St	Carson	CA	90810	3500 Indian Ave	Perris	CA	92571
2255 E 220th St	Carson	CA	90810	3300 Indian Ave	Perris	CA	92571
1901 W Pacific Coast Hwy	Long Beach	CA	90810	501 Harley Knox Blvd	Perris	CA	92571

Property Address	City	State	Zip	Property Address	City	State	Zip
20821 S Santa Fe Ave	Carson	CA	90810	2830 Barrett Ave	Perris	CA	92571
2575 El Presidio St	Carson	CA	90810	3984 Indian Ave	Perris	CA	92571
20639 S Fordyce Ave	Carson	CA	90810	278 W Markham St	Perris	CA	92571
2201 E Dominguez St	Carson	CA	90810	22722 Harley Knox Blvd	Perris	CA	92571
625 W Anaheim St	Long Beach	CA	90813	4120 Indian St	Perris	CA	92571
1710 Pier B St	Long Beach	CA	90813	3691 N Perris Blvd	Perris	CA	92571
1711 Harbor Ave	Long Beach	CA	90813	4120 Indian St	Perris	CA	92571
3500 E Burnett Ave	Long Beach	CA	90815	3411 N Perris Blvd	Perris	CA	92571
4184 Conant St	Long Beach	CA	90846	3900 Indian Ave	Perris	CA	92571
3788 Conant St	Long Beach	CA	90846	3404 Indian Ave	Perris	CA	92571
4022 Conant St	Long Beach	CA	90846	350 W Markham St	Perris	CA	92571
4600 Conant St	Long Beach	CA	90846	1320 S Buena Vista St	San Jacinto	CA	92583
4350 Conant St	Long Beach	CA	90846	41573 Dendy Pky	Temecula	CA	92590
12321 Lower Azusa Rd	Arcadia	CA	91006	28820 Single Oak Dr	Temecula	CA	92590
12389 Lower Azusa Rd	Arcadia	CA	91006	43044 Business Park Dr	Temecula	CA	92590
12359 Lower Azusa Rd	Arcadia	CA	91006	42375 Remington Ave	Temecula	CA	92590
12339 Lower Azusa Rd	Arcadia	CA	91006	27460 Bostik Ct	Temecula	CA	92590
1700 Business Center Dr	Duarte	CA	91010	26879 Diaz Rd	Temecula	CA	92590
1801 Highland Ave	Duarte	CA	91010	27565 Diaz Rd	Temecula	CA	92590
2310 Central Ave	Duarte	CA	91010	43085 Business Park Dr	Temecula	CA	92590
801 Royal Oaks Dr	Monrovia	CA	91016	28381 Vincent Moraga Dr	Temecula	CA	92590
9545 Wentworth St	Sunland	CA	91040	43195 Business Park Dr	Temecula	CA	92590
1015 S Arroyo Pky	Pasadena	CA	91105	42301 Zevo Dr	Temecula	CA	92590
26801 Agoura Rd	Calabasas	CA	91301	41995 Zevo Dr	Temecula	CA	92590
6633 Canoga Ave	Canoga Park	CA	91303	41980 Winchester Rd	Temecula	CA	92590
8901 Canoga Ave	Canoga Park	CA	91304	41915 Business Park Dr	Temecula	CA	92590
8900 De Soto Ave	Canoga Park	CA	91304	27719 Diaz Rd	Temecula	CA	92590
8900 De Soto Ave	Canoga Park	CA	91304	42500 Winchester Rd	Temecula	CA	92590
9401 De Soto Ave	Chatsworth	CA	91311	43225 Business Park Dr	Temecula	CA	92590
8900 De Soto Ave	Canoga Park	CA	91311	40750 County Center Dr	Temecula	CA	92591
9409 Owensmouth Ave	Chatsworth	CA	91311	26040 Ynez Rd	Temecula	CA	92591
9109 Mason Ave	Chatsworth	CA	91311	40610 County Center Dr	Temecula	CA	92591
20000 Prairie St	Chatsworth	CA	91311	26201 Ynez Rd	Temecula	CA	92591
9631 De Soto Ave	Chatsworth	CA	91311	40761 County Center Dr	Temecula	CA	92591
20730 Prairie St	Chatsworth	CA	91311	26531 Ynez Rd	Temecula	CA	92591
20400 Plummer St	Chatsworth	CA	91311	3660 Brennan Ave	Perris	CA	92599
9419 Mason Ave	Chatsworth	CA	91311	14370 Myford Rd	Irvine	CA	92606
21701 Prairie St	Chatsworth	CA	91311	14600 Myford Rd	Irvine	CA	92606
20525 Nordhoff St	Chatsworth	CA	91311	14350 Myford Rd	Irvine	CA	92606
9120 Mason Ave	Chatsworth	CA	91311	1452 Alton Pky	Irvine	CA	92606
9140 Lurline Ave	Chatsworth	CA	91311	14524 Myford Rd	Irvine	CA	92606
21314 Lassen St	Chatsworth	CA	91311	16700 Red Hill Ave	Irvine	CA	92606
21350 Lassen St	Chatsworth	CA	91311	2815 Warner Ave	Irvine	CA	92606
9700 Independence Ave	Chatsworth	CA	91311	2152 Alton Pky	Irvine	CA	92606
9301 Mason Ave	Chatsworth	CA	91311	1601 Alton Pkwy	Irvine	CA	92606
20701 Plummer St	Chatsworth	CA	91311	1600 Barranca Pky	Irvine	CA	92606
21605 Plummer St	Chatsworth	CA	91311	1 Icon	Foothill Ranch	CA	92610
8900 De Soto Ave	Canoga Park	CA	91311	80 Icon	Foothill Ranch	CA	92610
9453 Owensmouth Ave	Chatsworth	CA	91311	50 Icon	Foothill Ranch	CA	92610
20650 Prairie St	Chatsworth	CA	91311	20131 Ellipse	Foothill Ranch	CA	92610
8900 De Soto Ave	Canoga Park	CA	91311	19511 Pauling	Foothill Ranch	CA	92610
18537 Parthenia St	Northridge	CA	91324	26972 Burbank Ave	Foothill Ranch	CA	92610
19901 Nordhoff St	Northridge	CA	91324	25892 Towne Centre Dr	Foothill Ranch	CA	92610
8500 Balboa Blvd	Northridge	CA	91329	19531 Pauling	Foothill Ranch	CA	92610
12708 Branford St	Pacoima	CA	91331	20 Icon	Foothill Ranch	CA	92610
10865 Sutter Ave	Pacoima	CA	91331	25861 Wright St	Foothill Ranch	CA	92610
12224 Montague St	Pacoima	CA	91331	20081 Ellipse	Foothill Ranch	CA	92610
10241 Norris Ave	Pacoima	CA	91331	20001 Ellipse Dr	Foothill Ranch	CA	92610
12878 Pierce St	Pacoima	CA	91331	1062 McGaw Ave	Irvine	CA	92614
13592 Desmond St	Pacoima	CA	91331	17482 Pullman St	Irvine	CA	92614
12450 Branford St	Pacoima	CA	91331	2323 Main St	Irvine	CA	92614
12820 Pierce St	Pacoima	CA	91331	17352 Derian Ave	Irvine	CA	92614
12154 Montague St	Pacoima	CA	91331	17352 Armstrong Ave	Irvine	CA	92614
675 Glenoaks Blvd	San Fernando	CA	91340	1 Edwards Way	Irvine	CA	92614

Property Address	City	State	Zip	Property Address	City	State	Zip
1150 Aviation Pl	San Fernando	CA	91340	17421 Von Karman Ave	Irvine	CA	92614
13571 Vaughn St	San Fernando	CA	91340	2026 McGaw Ave	Irvine	CA	92614
1245 Aviation Pl	San Fernando	CA	91340	121 Waterworks Way	Irvine	CA	92618
1145 Arroyo Ave	San Fernando	CA	91340	5 Marconi	Irvine	CA	92618
13207 Bradley Ave	Sylmar	CA	91342	20 Goodyear	Irvine	CA	92618
13259 Ralston Ave	Sylmar	CA	91342	9750 Irvine Blvd	Irvine	CA	92618
15180 Bledsoe St	Sylmar	CA	91342	9401 Toledo Way	Irvine	CA	92618
13100 Telfair Ave	Sylmar	CA	91342	1 Holland	Irvine	CA	92618
12780 San Fernando Rd	Sylmar	CA	91342	34 Parker	Irvine	CA	92618
15624 Roxford St	Sylmar	CA	91342	7000 Barranca Pky	Irvine	CA	92618
13291 Ralston Ave	Sylmar	CA	91342	117 Waterworks Way	Irvine	CA	92618
13235 Golden State Rd	Sylmar	CA	91342	9500 Jeronimo Rd	Irvine	CA	92618
12744 San Fernando Rd	Sylmar	CA	91342	6001 Oak Canyon	Irvine	CA	92618
12745 Arroyo St	Sylmar	CA	91342	6489 Oak Canyon	Irvine	CA	92618
13287 Ralston Ave	Sylmar	CA	91342	14300 Alton Pky	Irvine	CA	92618
15825 Roxford St	Sylmar	CA	91342	15800 Laguna Canyon Rd	Irvine	CA	92618
15860 Olden St	Sylmar	CA	91342	9400 Jeronimo Rd	Irvine	CA	92618
15648 Roxford St	Sylmar	CA	91342	5 Pasteur	Irvine	CA	92618
12975 Bradley Ave	Sylmar	CA	91342	9271 Jeronimo Rd	Irvine	CA	92618
14093 Balboa Blvd	Sylmar	CA	91342	67 Fairbanks	Irvine	CA	92618
12740 Arroyo St	Sylmar	CA	91342	9650 Jeronimo Rd	Irvine	CA	92618
15853 Olden St	Sylmar	CA	91342	8014 Marine Way	Irvine	CA	92618
13943 Balboa Blvd	Sylmar	CA	91342	15041 Bake Pky	Irvine	CA	92618
15148 Bledsoe St	Sylmar	CA	91342	9300 Toledo Way	Irvine	CA	92618
15900 Valley View Ct	Sylmar	CA	91342	76 Fairbanks	Irvine	CA	92618
16450 Foothill Blvd	Sylmar	CA	91342	9300 Toledo Way	Irvine	CA	92618
16633 Schoenborn St	North Hills	CA	91343	6485 Oak Canyon	Irvine	CA	92618
16719 Schoenborn St	North Hills	CA	91343	14155 Bake Pky	Irvine	CA	92618
16689 Schoenborn St	North Hills	CA	91343	10 Whatney	Irvine	CA	92618
25655 Springbrook Ave	Santa Clarita	CA	91350	9 Holland St	Irvine	CA	92618
25655 Springbrook Ave	Santa Clarita	CA	91350	9801 Muirlands Blvd	Irvine	CA	92618
20705 Centre Pointe Pky	Santa Clarita	CA	91350	1585 MacArthur Blvd	Costa Mesa	CA	92626
9545 San Fernando Rd	Sun Valley	CA	91352	1650 Sunflower Ave	Costa Mesa	CA	92626
7900 San Fernando Rd	Sun Valley	CA	91352	1660 Scenic Ave	Costa Mesa	CA	92626
7608 N Clybourn Ave	Sun Valley	CA	91352	1683 Sunflower Ave	Costa Mesa	CA	92626
9800 Glenoaks Blvd	Sun Valley	CA	91352	1701 Placentia Ave	Costa Mesa	CA	92627
10635 Stagg St	Sun Valley	CA	91352	20200 Windrow Dr	Lake Forest	CA	92630
9171 San Fernando Rd	Sun Valley	CA	91352	25392 Commercentre Dr	Lake Forest	CA	92630
12250 Montague St	Sun Valley	CA	91352	25952 Commercentre Dr	Lake Forest	CA	92630
10947 Pendleton St	Sun Valley	CA	91352	25862 Commercentre Dr	Lake Forest	CA	92630
11308 Penrose St	Sun Valley	CA	91352	14520 Delta Ln	Huntington Beach	CA	92647
9210 San Fernando Rd	Sun Valley	CA	91352	17311 Nichols Ln	Huntington Beach	CA	92647
10671 Lanark St	Sun Valley	CA	91352	5701 Skylab Rd	Huntington Beach	CA	92647
29115 Avenue Valleyview	Valencia	CA	91355	5800 Skylab Rd	Huntington Beach	CA	92647
24903 Avenue Kearny	Valencia	CA	91355	5700 Skylab Rd	Huntington Beach	CA	92647
29010 Avenue Paine	Valencia	CA	91355	7391 Heil Ave	Huntington Beach	CA	92647
28104 Witherspoon Pky	Valencia	CA	91355	14505 Astronautics Dr	Huntington Beach	CA	92647
27712 Avenue Mentry	Valencia	CA	91355	5901 Bolsa Ave	Huntington Beach	CA	92647
28901 N Avenue Paine	Valencia	CA	91355	5601 Skylab Rd	Huntington Beach	CA	92647
27811 Hancock Pky	Valencia	CA	91355	5951 Skylab Rd	Huntington Beach	CA	92647
28939 Avenue Williams	Valencia	CA	91355	5801 Skylab Rd	Huntington Beach	CA	92647
28355 Witherspoon Pky	Valencia	CA	91355	16350 Gothard St	Huntington Beach	CA	92647
25045 Avenue Tibbitts	Valencia	CA	91355	5900 Skylab Rd	Huntington Beach	CA	92647
29125 Avenue Paine	Valencia	CA	91355	7601 Clay Ave	Huntington Beach	CA	92648
28751 Witherspoon Pky	Valencia	CA	91355	5551 McFadden Ave	Huntington Beach	CA	92649
29120 Commerce Center Dr	Valencia	CA	91355	15342 Graham St	Huntington Beach	CA	92649
28936 Avenue Williams	Valencia	CA	91355	15400 Graham St	Huntington Beach	CA	92649
28470 Witherspoon Pky	Valencia	CA	91355	5600 Argosy Cir	Huntington Beach	CA	92649
27420 Avenue Scott	Valencia	CA	91355	22 Brookline	Aliso Viejo	CA	92656
28305 W Livingston Ave	Valencia	CA	91355	33608 Ortega Hwy	San Juan Capistrano	CA	92675
26121 Avenue Hall	Valencia	CA	91355	30800 Rancho Viejo Rd	San Juan Capistrano	CA	92675
25145 Anza Dr	Valencia	CA	91355	7400 Hazard Ave	Westminster	CA	92683
27680 Avenue Mentry	Valencia	CA	91355	15172 Goldenwest Cir	Westminster	CA	92683

Property Address	City	State	Zip	Property Address	City	State	Zip
28624 Witherspoon Pky	Valencia	CA	91355	29947 Avenida De Las Banderas	Rancho Santa Margarita	CA	92688
29010 Commerce Center Dr	Valencia	CA	91355	30200 Avenida De Las Banderas	Rancho Santa Margarita	CA	92688
28545 Livingston Ave W	Valencia	CA	91355	22591 Avenida Empresa	Rancho Santa Margarita	CA	92688
28909 Avenue Williams	Valencia	CA	91355	30322 Esperanza	Rancho Santa Margarita	CA	92688
28101 Industry Dr	Valencia	CA	91355	625 N Grand Ave	Santa Ana	CA	92701
25200 Rye Canyon Rd	Valencia	CA	91355	511 N Fairview St	Santa Ana	CA	92703
28150 Industry Dr	Valencia	CA	91355	3100 S Susan St	Santa Ana	CA	92704
27772 Avenue Scott	Santa Clarita	CA	91355	3441 W MacArthur Blvd	Santa Ana	CA	92704
27727 Avenue Scott	Valencia	CA	91355	3100 W Segerstrom Ave	Santa Ana	CA	92704
27801 Avenue Scott	Valencia	CA	91355	2811 S Harbor Blvd	Santa Ana	CA	92704
28455 Livingston Ave	Valencia	CA	91355	2701 S Harbor Blvd	Santa Ana	CA	92704
29040 Avenue Valleyview	Valencia	CA	91355	2700 S Fairview St	Santa Ana	CA	92704
28454 Livingston Ave	Valencia	CA	91355	4041 W Garry Ave	Santa Ana	CA	92704
28680 Braxton Ave	Valencia	CA	91355	3300 W Segerstrom Ave	Santa Ana	CA	92704
28210 Avenue Stanford	Valencia	CA	91355	3731 Warner Ave	Santa Ana	CA	92704
27911 W Franklin Pky	Valencia	CA	91355	4042 W Garry Ave	Santa Ana	CA	92704
29125 Avenue Valley View	Valencia	CA	91355	3300 S Fairview St	Santa Ana	CA	92704
28145 W Harrison Pky	Valencia	CA	91355	3030 S Susan St	Santa Ana	CA	92704
28310 W Livingston Ave	Valencia	CA	91355	3330 S Harbor	Santa Ana	CA	92704
28361 Constellation Rd	Valencia	CA	91355	3323 W Warner Ave	Santa Ana	CA	92704
29011 Commerce Center Dr	Valencia	CA	91355	2801 S Yale St	Santa Ana	CA	92704
24800 Avenue Rockefeller	Valencia	CA	91355	3201 S Susan St	Santa Ana	CA	92704
21200 Victory Blvd	Woodland Hills	CA	91367	3400 W Garry Ave	Santa Ana	CA	92704
21240 Burbank Blvd	Woodland Hills	CA	91367	1929 E Saint Andrew Pl	Santa Ana	CA	92705
14000 Arminta St	Panorama City	CA	91402	2400 S Grand Ave	Santa Ana	CA	92705
14400 Arminta St	Panorama City	CA	91402	2001 E Carnegie Ave	Santa Ana	CA	92705
7860 Nelson Rd	Van Nuys	CA	91402	2801 Catherine Way	Santa Ana	CA	92705
7900 Nelson Rd	Panorama City	CA	91402	2040 E Dyer Rd	Santa Ana	CA	92705
7651 Woodman Ave	Panorama City	CA	91402	2036 E Dyer Rd	Santa Ana	CA	92705
14200 Arminta St	Panorama City	CA	91402	1800 E Dyer Rd	Santa Ana	CA	92705
7865 Nelson Rd	Panorama City	CA	91402	1800 E Saint Andrew Pl	Santa Ana	CA	92705
7519 Woodman Ave	Van Nuys	CA	91405	3030 Red Hill Ave	Santa Ana	CA	92705
15800 Roscoe Blvd	Van Nuys	CA	91406	2525 Pullman St	Santa Ana	CA	92705
8201 Woodley Ave	Van Nuys	CA	91406	1951 Carnegie Ave	Santa Ana	CA	92705
15903 Strathern St	Van Nuys	CA	91406	1395 S Lyon St	Santa Ana	CA	92705
15330 Raymer St	Van Nuys	CA	91406	1224 E Warner Ave	Santa Ana	CA	92705
15853 Strathern St	Van Nuys	CA	91406	2601 S Garnsey St	Santa Ana	CA	92707
7855 Hayvenhurst Ave	Van Nuys	CA	91406	1801 S Standard Ave	Santa Ana	CA	92707
7800 Woodley Ave	Van Nuys	CA	91406	2400 S Garnsey St	Santa Ana	CA	92707
15955 Strathern St	Van Nuys	CA	91406	2526 S Birch St	Santa Ana	CA	92707
7943 Woodley Ave	Van Nuys	CA	91406	302 E Goetz Ave	Santa Ana	CA	92707
15500 Erwin St	Van Nuys	CA	91411	515 E Dyer Rd	Santa Ana	CA	92707
820 S Flower St	Burbank	CA	91502	1217 E Saint Gertrude Pl	Santa Ana	CA	92707
2980 N San Fernando Blvd	Burbank	CA	91504	601 W Dyer Rd	Santa Ana	CA	92707
3000 Winona Ave	Burbank	CA	91504	500 W Warner Ave	Santa Ana	CA	92707
4510 W Vanowen St	Burbank	CA	91505	11488 Slater Ave	Fountain Valley	CA	92708
960 Chestnut St	Burbank	CA	91506	17595 Mount Herrmann St	Fountain Valley	CA	92708
7306 Laurel Canyon Blvd	North Hollywood	CA	91605	17235 Newhope St	Fountain Valley	CA	92708
6904 Tujunga Ave	North Hollywood	CA	91605	17665 Newhope St	Fountain Valley	CA	92708
11651 Hart St	North Hollywood	CA	91605	1123 Warner Ave	Tustin	CA	92780
11500 Sherman Way	North Hollywood	CA	91605	1200 Valencia Ave	Tustin	CA	92780
11330 Sherman Way	North Hollywood	CA	91605	1111 Bell Ave	Tustin	CA	92780
7100 Tujunga Ave	North Hollywood	CA	91605	1382 Bell Ave	Tustin	CA	92780
11211 Vanowen St	North Hollywood	CA	91605	1201 Bell Ave	Tustin	CA	92780
11428 Sherman Way	North Hollywood	CA	91605	1231 Warner Ave	Tustin	CA	92780
1100 W Hollyvale St	Azusa	CA	91702	2721 Michelle Dr	Tustin	CA	92780
6230 N Irwindale Ave	Azusa	CA	91702	1101 Bell Ave	Tustin	CA	92780

Property Address	City	State	Zip	Property Address	City	State	Zip
1017 W 5th St	Azusa	CA	91702	3101 W Sunflower Ave	Santa Ana	CA	92799
1344 W Foothill Blvd	Azusa	CA	91702	353 N Euclid Way	Anaheim	CA	92801
823 W 8th St	Azusa	CA	91702	1256 N Magnolia Ave	Anaheim	CA	92801
16100 E Foothill Blvd	Irwindale	CA	91702	1160 N Anaheim Blvd	Anaheim	CA	92801
970 W Sierra Madre Ave	Azusa	CA	91702	1201 N Magnolia Ave	Anaheim	CA	92801
311 Aerojet Ave	Azusa	CA	91702	1415 N Raymond Ave	Anaheim	CA	92801
1223 W 10th Ave	Azusa	CA	91702	400 E Orangethorpe Ave	Anaheim	CA	92801
1000 W Sierra Madre Ave	Azusa	CA	91702	1212 N Hubbell Way	Anaheim	CA	92801
601 S Vincent Ave	Azusa	CA	91702	1226 N Olive St	Anaheim	CA	92801
1055 W 8th St	Azusa	CA	91702	500 E Orangethorpe Ave	Anaheim	CA	92801
500 W Danlee Dr	Azusa	CA	91702	1111 N Brookhurst St	Anaheim	CA	92801
975 W 8th St	Azusa	CA	91702	295 E Orangethorpe Ave	Anaheim	CA	92801
1100 Baldwin Park Blvd	Baldwin Park	CA	91706	1765 Penhall Way	Anaheim	CA	92801
5082 4th St	Irwindale	CA	91706	1515 S Manchester Ave	Anaheim	CA	92802
13502 Virginia Ave	Baldwin Park	CA	91706	2114 W Ball Rd	Anaheim	CA	92804
5793 Martin Rd	Irwindale	CA	91706	1500 S Anaheim Blvd	Anaheim	CA	92805
15761 Tapia St	Irwindale	CA	91706	1620 S Lewis St	Anaheim	CA	92805
13245 Los Angeles St	Baldwin Park	CA	91706	1331 S Vernon St	Anaheim	CA	92805
600 Live Oak Ave	Irwindale	CA	91706	901 E Ball Rd	Anaheim	CA	92805
5091 4th St	Irwindale	CA	91706	1400 S Allec St	Anaheim	CA	92805
16033 Arrow Hwy	Irwindale	CA	91706	1001 E Ball Rd	Anaheim	CA	92805
1450 Virginia Ave	Baldwin Park	CA	91706	1501 E Cerritos Ave	Anaheim	CA	92805
5400 N Irwindale Ave	Irwindale	CA	91706	1201 E Cerritos Ave	Anaheim	CA	92805
5300 Irwindale Ave	Irwindale	CA	91706	1000 E Ball Rd	Anaheim	CA	92805
16180 Ornelas St	Irwindale	CA	91706	929 E South St	Anaheim	CA	92805
5301 Rivergrade Rd	Irwindale	CA	91706	1771 S Lewis St	Anaheim	CA	92805
4826 4th St	Irwindale	CA	91706	1730 S Anaheim Way	Anaheim	CA	92805
4889 4th St	Irwindale	CA	91706	1051 S East St	Anaheim	CA	92805
4414 Azusa Canyon Rd	Irwindale	CA	91706	1515 E Winston Rd	Anaheim	CA	92805
5555 N Irwindale Ave	Irwindale	CA	91706	601 E Ball Rd	Anaheim	CA	92805
4800 Azusa Canyon Rd	Irwindale	CA	91706	710 E Ball Rd	Anaheim	CA	92805
15601 Cypress Ave	Irwindale	CA	91706	500 E Cerritos Ave	Anaheim	CA	92805
4401 Foxdale St	Irwindale	CA	91706	1625 S Lewis St	Anaheim	CA	92805
4981 4th St	Irwindale	CA	91706	1045 S East St	Anaheim	CA	92805
4775 Irwindale Ave	Irwindale	CA	91706	1455 S Allec St	Anaheim	CA	92805
16142 Fern Ave	Chino	CA	91708	3356 E La Palma Ave	Anaheim	CA	92806
15989 Cypress Ave	Chino	CA	91708	1423 S State College Blvd	Anaheim	CA	92806
8601 Merrill Ave	Chino	CA	91708	1600 N Kraemer Blvd	Anaheim	CA	92806
15820 Euclid Ave	Chino	CA	91708	1206 N Miller St	Anaheim	CA	92806
16043 El Prado	Chino	CA	91708	1440 N Kraemer Blvd	Anaheim	CA	92806
6720 Kimball Ave	Chino	CA	91708	2121 E Winston Rd	Anaheim	CA	92806
6911 Bickmore Ave	Chino	CA	91708	2201 E Cerritos Ave	Anaheim	CA	92806
16388 Fern Ave	Chino	CA	91708	3130 Miraloma Ave	Anaheim	CA	92806
6509 Kimball Ave	Chino	CA	91708	2891 E Miraloma Ave	Anaheim	CA	92806
15710 San Antonio Ave	Chino	CA	91708	1200 N Miller St	Anaheim	CA	92806
15785 Mountain Ave	Chino	CA	91708	1919 S State College Blvd	Anaheim	CA	92806
16300 Fern Ave	Chino	CA	91708	3190 Miraloma Ave	Anaheim	CA	92806
6720 Kimball Ave	Chino	CA	91708	3310 E Miraloma Ave	Anaheim	CA	92806
8646 Enterprise Way	Chino Hills	CA	91708	1231 N Miller St	Anaheim	CA	92806
15835 San Antonio Ave	Chino	CA	91708	1211 N Miller St	Anaheim	CA	92806
6750 Kimball Ave	Chino	CA	91708	1151 N Ocean Cir	Anaheim	CA	92806
15780 El Prado Rd	Chino	CA	91708	1650 N Kraemer Blvd	Anaheim	CA	92806
15970 Mountain Ave	Chino	CA	91708	1540 S Page Ct	Anaheim	CA	92806
16380 Euclid Ave	Chino	CA	91708	3125 E Coronado St	Anaheim	CA	92806
6377 Kimball Ave	Chino	CA	91708	3335 E La Palma Ave	Anaheim	CA	92806
15704 Mountain Ave	Chino	CA	91708	1204 N Miller St	Anaheim	CA	92806
15578 Hellman Ave	Chino	CA	91708	1202 N Miller St	Anaheim	CA	92806
15730 Mountain Ave	Chino	CA	91708	1150 N Red Gum St	Anaheim	CA	92806
16081 S Fern Ave	Chino	CA	91708	1000 N Edward Ct	Anaheim	CA	92806
15913 Mountain Ave	Chino	CA	91708	2040 S State College Blvd	Anaheim	CA	92806
8719 Enterprise Way	Chino	CA	91708	3340 E La Palma Ave	Anaheim	CA	92806
16045 Mountain Ave	Chino	CA	91708	1153 N Ocean Cir	Anaheim	CA	92806
6716 Bickmore Ave	Chino	CA	91708	3454 E Miraloma Ave	Anaheim	CA	92806
16133 Fern Ave	Chino	CA	91708	3845 E Coronado St	Anaheim	CA	92807

Property Address	City	State	Zip	Property Address	City	State	Zip
15910 Euclid Ave	Chino	CA	91708	5455 E La Palma Ave	Anaheim	CA	92807
6711 Bickmore Ave	Chino	CA	91708	5115 E La Palma Ave	Anaheim	CA	92807
15207 Flight Ave	Chino	CA	91708	4875 E Hunter Ave	Anaheim	CA	92807
15702 Cypress Ave	Chino	CA	91708	1230 N Tustin Ave	Anaheim	CA	92807
6725 Kimball Ave	Chino	CA	91708	5235 E Hunter Ave	Anaheim	CA	92807
15221 Fairfield Ranch Rd	Chino Hills	CA	91709	4633 E La Palma Ave	Anaheim	CA	92807
15291 Fairfield Ranch Rd	Chino Hills	CA	91709	1275 N Manassero St	Anaheim	CA	92807
15271 Fairfield Ranch Rd	Chino Hills	CA	91709	5425 E La Palma Ave	Anaheim	CA	92807
13775 Magnolia Ave	Chino	CA	91710	5325 E Hunter Ave	Anaheim	CA	92807
13445 12th St	Chino	CA	91710	5001 E La Palma Ave	Anaheim	CA	92807
13602 12th St	Chino	CA	91710	1265 N Van Buren St	Anaheim	CA	92807
13925 Pipeline Ave	Chino	CA	91710	5200 E La Palma Ave	Anaheim	CA	92807
15559 Flight Ave	Chino	CA	91710	105 S Puente St	Brea	CA	92821
15097 Van Vliet Ave	Chino	CA	91710	2701 E Imperial Hwy	Brea	CA	92821
13799 Monte Vista Ave	Chino	CA	91710	114 S Berry St	Brea	CA	92821
13931 Yorba Ave	Chino	CA	91710	408 Saturn St	Brea	CA	92821
4450 Edison Ave	Chino	CA	91710	3200 Enterprise St	Brea	CA	92821
5400 Alton St	Chino	CA	91710	300 E Cypress St	Brea	CA	92821
14101 Pipeline Ave	Chino	CA	91710	205 S Puente St	Brea	CA	92821
5085 Schaefer Ave	Chino	CA	91710	113 Viking Ave	Brea	CA	92821
13824 Yorba Ave	Chino	CA	91710	3300 E Birch St	Brea	CA	92821
13880 Monte Vista Ave	Chino	CA	91710	895 Columbia St	Brea	CA	92821
13780 Central Ave	Chino	CA	91710	630 E Lambert Rd	Brea	CA	92821
4091 E Francis Ave	Ontario	CA	91710	200 N Berry St	Brea	CA	92821
14701 Yorba Ave	Chino	CA	91710	2830 Orbiter St	Brea	CA	92821
15065 Flight Ave	Chino	CA	91710	350 Ranger Ave	Brea	CA	92821
13950 Norton Ave	Chino	CA	91710	100 S Puente St	Brea	CA	92821
4340 Eucalyptus Ave	Chino	CA	91710	200 N Puente St	Brea	CA	92821
14680 Monte Vista Ave	Chino	CA	91710	250 S Kraemer Blvd	Brea	CA	92821
6910 Bickmore Ave	Chino	CA	91710	3172 Nasa St	Brea	CA	92821
4626 Eucalyptus Ave	Chino	CA	91710	2750 Orbiter St	Brea	CA	92821
4681 Edison Ave	Chino	CA	91710	1225 W Imperial Hwy	Brea	CA	92821
4361 Edison Ave	Chino	CA	91710	2650 Orbiter St	Brea	CA	92821
13725 Pipeline Ave	Chino	CA	91710	566 Vanguard Way	Brea	CA	92821
4950 Edison Ave	Chino	CA	91710	675 S Placentia Ave	Fullerton	CA	92831
14430 Monte Vista Ave	Chino	CA	91710	1400 S Manhattan Ave	Fullerton	CA	92831
5521 Schaefer Ave	Chino	CA	91710	2020 E Orangethorpe Ave	Fullerton	CA	92831
4271 Edison Ave	Chino	CA	91710	2100 E Valencia Dr	Fullerton	CA	92831
14425 Yorba Ave	Chino	CA	91710	1030 E Valencia Dr	Fullerton	CA	92831
13950 Ramona Ave	Chino	CA	91710	1600 E Valencia Dr	Fullerton	CA	92831
12851 Reservoir St	Chino	CA	91710	700 S Raymond Ave	Fullerton	CA	92831
8986 Remington Ave	Chino	CA	91710	315 S Hale Ave	Fullerton	CA	92831
14035 Pipeline Ave	Chino	CA	91710	1335 S Acacia Ave	Fullerton	CA	92831
5150 Eucalyptus Ave	Chino	CA	91710	601 S Acacia Ave	Fullerton	CA	92831
13770 Norton Ave	Chino	CA	91710	1820 E Valencia Dr	Fullerton	CA	92831
15616 Euclid Ave	Chino	CA	91710	1500 E Valencia Dr	Fullerton	CA	92831
13860 Ramona Ave	Chino	CA	91710	1415 S Acacia St	Fullerton	CA	92831
5150 Edison Ave	Chino	CA	91710	1610 E Orangethorpe Ave	Fullerton	CA	92831
14210 Telephone Ave	Chino	CA	91710	800 S State College Blvd	Fullerton	CA	92831
13851 Ramona Ave	Chino	CA	91710	1500 E Walnut Ave	Fullerton	CA	92831
13771 Norton Ave	Chino	CA	91710	800 S Raymond Ave	Fullerton	CA	92831
8985 Merrill Ave	Chino	CA	91710	1551 E Orangethorpe Ave	Fullerton	CA	92831
5026 Chino Hills Pky	Chino	CA	91710	1424 S Raymond Ave	Fullerton	CA	92831
4640 Vinita Ct	Chino	CA	91710	667 S State College Blvd	Fullerton	CA	92831
14275 Telephone Ave	Chino	CA	91710	1401 E Orangethorpe Ave	Fullerton	CA	92831
5045 Eucalyptus Ave	Chino	CA	91710	350 S Raymond Ave	Fullerton	CA	92831
13850 Central Ave	Chino	CA	91710	2001 E Orangethorpe Ave	Fullerton	CA	92831
13875 Ramona Ave	Chino	CA	91710	701 S Sally Pl	Fullerton	CA	92831
4980 Eucalyptus Ave	Chino	CA	91710	1050 S State College Blvd	Fullerton	CA	92831
4250 Eucalyptus Ave	Chino	CA	91710	1901 E Rosslynn Ave	Fullerton	CA	92831
13950 Mountain Ave	Chino	CA	91710	2501 E Orangethorpe Ave	Fullerton	CA	92831
13404 Monte Vista Ave	Chino	CA	91710	2441 Cypress Way	Fullerton	CA	92831
13941 Norton Ave	Chino	CA	91710	1800 E Orangethorpe Ave	Fullerton	CA	92831
5116 Chino Hills Pky	Chino	CA	91710	2340 E Walnut Ave	Fullerton	CA	92831

Property Address	City	State	Zip	Property Address	City	State	Zip
14525 Monte Vista Ave	Chino	CA	91710	2325 Moore Ave	Fullerton	CA	92833
14207 Monte Vista Ave	Chino	CA	91710	2330 Raymer Ave	Fullerton	CA	92833
4651 Schaefer Ave	Chino	CA	91710	2009 Raymer Ave	Fullerton	CA	92833
14141 Yorba Ave	Chino	CA	91710	560 N Gilbert St	Fullerton	CA	92833
Monte Vista Ave	Chino	CA	91710	1920 Malvern St	Fullerton	CA	92833
8721 Merrill Ave	Chino	CA	91710	2425 W Commonwealth Ave	Fullerton	CA	92833
14310 Ramona Ave	Chino	CA	91710	570 N Gilbert St	Fullerton	CA	92833
4451 Eucalyptus Ave	Chino	CA	91710	2430 W Artesia Blvd	Fullerton	CA	92833
13971 Norton Ave	Chino	CA	91710	2750 W Moore Ave	Fullerton	CA	92833
13950 Yorba Ave	Chino	CA	91710	1930 Malvern St	Fullerton	CA	92833
14510 Monte Vista Ave	Chino	CA	91710	691 Burning Tree Rd	Fullerton	CA	92833
14725 Monte Vista Ave	Chino	CA	91710	1881 W Malvern Ave	Fullerton	CA	92833
5125 Schaefer Ave	Chino	CA	91710	1901 Raymer Ave	Fullerton	CA	92833
14120 Ramona Ave	Chino	CA	91710	4225 N Palm St	Fullerton	CA	92835
14326 Monte Vista Ave	Chino	CA	91710	4260 N Harbor Blvd	Fullerton	CA	92835
6185 Kimball Ave	Chino	CA	91710	458 E Lambert Rd	Fullerton	CA	92835
14651 Yorba Ave	Chino	CA	91710	4250 N Harbor Blvd	Fullerton	CA	92835
13775 Ramona Ave	Chino	CA	91710	210 E Lambert Rd	Fullerton	CA	92835
14000 Monte Vista Ave	Chino	CA	91710	4201 Bonita Pl	Fullerton	CA	92835
5151 Eucalyptus Ave	Chino	CA	91710	4150 N Palm St	Fullerton	CA	92835
15245 Van Vliet Ave	Chino	CA	91710	4278 N Harbor Blvd	Fullerton	CA	92835
14286 Monte Vista Ave	Chino	CA	91710	7421 Chapman Ave	Garden Grove	CA	92841
13975 Monte Vista Ave	Chino	CA	91710	12122 Western Ave	Garden Grove	CA	92841
4775 Eucalyptus Ave	Chino	CA	91710	7571 Lampson Ave	Garden Grove	CA	92841
5051 Edison Ave	Chino	CA	91710	12752 Monarch St	Garden Grove	CA	92841
13428 Benson Ave	Chino	CA	91710	12131 Western Ave	Garden Grove	CA	92841
13770 Ramona Ave	Chino	CA	91710	12101 Western Ave	Garden Grove	CA	92841
14720 Monte Vista Ave	Chino	CA	91710	11955 Monarch St	Garden Grove	CA	92841
8599 Rochester Ave	Rancho Cucamonga	CA	91730	7301 Orangewood Ave	Garden Grove	CA	92841
9409 Buffalo Ave	Rancho Cucamonga	CA	91730	12571 Western Ave	Garden Grove	CA	92841
10299 6th St	Rancho Cucamonga	CA	91730	12821 Knott St	Garden Grove	CA	92841
8949 Buffalo Ave	Rancho Cucamonga	CA	91730	12570 Knott St	Garden Grove	CA	92841
10621 6th St	Rancho Cucamonga	CA	91730	7361 Doig Dr	Garden Grove	CA	92841
11711 Arrow Route	Rancho Cucamonga	CA	91730	11700 Monarch St	Garden Grove	CA	92841
11335 Jersey Blvd	Rancho Cucamonga	CA	91730	7372 Doig Dr	Garden Grove	CA	92841
9160 N Buffalo Ave	Rancho Cucamonga	CA	91730	7366 Orangewood Ave	Garden Grove	CA	92841
10865 Jersey Blvd	Rancho Cucamonga	CA	91730	7300 Chapman Ave	Garden Grove	CA	92841
12155 6th St	Rancho Cucamonga	CA	91730	1900 2nd St	Norco	CA	92860
11081 Tacoma Dr	Rancho Cucamonga	CA	91730	3390 Horseless Carriage Dr	Norco	CA	92860
11701 6th St	Rancho Cucamonga	CA	91730	1300 W Taft Ave	Orange	CA	92865
10680 Acacia St	Rancho Cucamonga	CA	91730	2060 N Batavia St	Orange	CA	92865
10660 Acacia St	Rancho Cucamonga	CA	91730	2164 N Batavia St	Orange	CA	92865
11600 Millenium Ct	Rancho Cucamonga	CA	91730	615 N Grove Ave	Orange	CA	92865
10670 6th St	Rancho Cucamonga	CA	91730	230 W Blueridge Ave	Orange	CA	92865
11600 Dayton Dr	Rancho Cucamonga	CA	91730	2079 N Glassell St	Orange	CA	92865
11167 White Birch Dr	Rancho Cucamonga	CA	91730	2095 N Batavia St	Orange	CA	92865
8595 Milliken Ave	Rancho Cucamonga	CA	91730	1481 N Main St	Orange	CA	92867
9150 Hermosa Ave	Rancho Cucamonga	CA	91730	833 N Elm St	Orange	CA	92867
11555 Arrow Route	Rancho Cucamonga	CA	91730	750 N Main St	Orange	CA	92868
9292 9th St	Rancho Cucamonga	CA	91730	759 N Eckhoff St	Orange	CA	92868
9449 8th St	Rancho Cucamonga	CA	91730	625 W Palm Ave	Orange	CA	92868
10808 6th St	Rancho Cucamonga	CA	91730	190 W Crowther Ave	Placentia	CA	92870
11530 6th St	Rancho Cucamonga	CA	91730	355 S Melrose St	Placentia	CA	92870
9345 Santa Anita Ave	Rancho Cucamonga	CA	91730	200 Boysenberry Ln	Placentia	CA	92870
9560 Buffalo Ave	Rancho Cucamonga	CA	91730	1575 Magnolia Ave	Corona	CA	92878
8901 Arrow Route	Rancho Cucamonga	CA	91730	150 E Radio Rd	Corona	CA	92879
9545 Santa Anita Ave	Rancho Cucamonga	CA	91730	1375 Sampson Ave	Corona	CA	92879
9325 Santa Anita Ave	Rancho Cucamonga	CA	91730	1001 El Camino Ave	Corona	CA	92879
10667 Jersey Blvd	Rancho Cucamonga	CA	91730	300 E Parkridge Ave	Corona	CA	92879
9000 9th St	Rancho Cucamonga	CA	91730	1283 Sherborn St	Corona	CA	92879
8858 Rochester Ave	Rancho Cucamonga	CA	91730	515 S Promenade Ave	Corona	CA	92879
10650 4th St	Rancho Cucamonga	CA	91730	1223 Sherborn St	Corona	CA	92879
11246 Jersey Blvd	Rancho Cucamonga	CA	91730	2553 Sampson Ave	Corona	CA	92879
9101 Hermosa Ave	Rancho Cucamonga	CA	91730	1560 E 6th St	Corona	CA	92879

Property Address	City	State	Zip	Property Address	City	State	Zip
8449 Milliken Ave	Rancho Cucamonga	CA	91730	555 S Promenade Ave	Corona	CA	92879
10404 6th St	Rancho Cucamonga	CA	91730	222 S Promenade Ave	Corona	CA	92879
8400 Milliken Ave	Rancho Cucamonga	CA	91730	353 Meyer Cir	Corona	CA	92879
9471 Buffalo Ave	Rancho Cucamonga	CA	91730	1470 E 6th St	Corona	CA	92879
11096 Jersey Blvd	Rancho Cucamonga	CA	91730	1660 Leeson Ln	Corona	CA	92879
10013 8th St	Rancho Cucamonga	CA	91730	265 Radio Rd	Corona	CA	92879
9333 Hermosa Ave	Rancho Cucamonga	CA	91730	264 Mariah Cir	Corona	CA	92879
8369 Milliken Ave	Rancho Cucamonga	CA	91730	1550 Magnolia Ave	Corona	CA	92879
9363 Lucas Ranch Rd	Rancho Cucamonga	CA	91730	1235 E Quarry St	Corona	CA	92879
12434 4th St	Rancho Cucamonga	CA	91730	725 E Harrison St	Corona	CA	92879
11599 Arrow Rt	Rancho Cucamonga	CA	91730	1493 E Bentley Dr	Corona	CA	92879
9678 Utica Ave	Rancho Cucamonga	CA	91730	580 E Harrison St	Corona	CA	92879
9189 Utica Ave	Rancho Cucamonga	CA	91730	395 Smitty Way	Corona	CA	92879
9059 Hermosa Ave	Rancho Cucamonga	CA	91730	2571 Sampson Ave	Corona	CA	92879
8535 Oakwood Pl	Rancho Cucamonga	CA	91730	235 Radio Rd	Corona	CA	92879
8865 Utica Ave	Rancho Cucamonga	CA	91730	1275 Quarry St	Corona	CA	92879
9133 Center Ave	Rancho Cucamonga	CA	91730	375 TRM Cir	Corona	CA	92879
9120 Center Ave	Rancho Cucamonga	CA	91730	545 Alcoa Cir	Corona	CA	92880
10750 7th St	Rancho Cucamonga	CA	91730	550 Monica Cir	Corona	CA	92880
11400 Newport Dr	Rancho Cucamonga	CA	91730	2380 Railroad St	Corona	CA	92880
9168 Hermosa Ave	Rancho Cucamonga	CA	91730	1692 Jenks Dr	Corona	CA	92880
11655 Jersey Blvd	Rancho Cucamonga	CA	91730	1990 Pomona Rd	Corona	CA	92880
8825 Boston Pl	Rancho Cucamonga	CA	91730	451 N Cota St	Corona	CA	92880
9141 Arrow Hwy	Rancho Cucamonga	CA	91730	220 Klug Cir	Corona	CA	92880
8291 Milliken Ave	Rancho Cucamonga	CA	91730	250 Airport Cir	Corona	CA	92880
9180 Center Ave	Rancho Cucamonga	CA	91730	475 N Sheridan St	Corona	CA	92880
8840 Flower Rd	Rancho Cucamonga	CA	91730	150 S Maple St	Corona	CA	92880
10401 7th St	Rancho Cucamonga	CA	91730	299 N Smith Ave	Corona	CA	92880
9448 Richmond Pl	Rancho Cucamonga	CA	91730	132 Business Center Dr	Corona	CA	92880
10825 7th St	Rancho Cucamonga	CA	91730	14969 Summit Dr	Eastvale	CA	92880
9650 9th St	Rancho Cucamonga	CA	91730	250 Klug Cir	Corona	CA	92880
9041 Pittsburgh Ave	Rancho Cucamonga	CA	91730	150 N Maple St	Corona	CA	92880
9050 Hermosa Ave	Rancho Cucamonga	CA	91730	1400 W Rincon St	Corona	CA	92880
11355 Arrow Route	Rancho Cucamonga	CA	91730	1160 W Rincon St	Corona	CA	92880
11601 Dayton Dr	Rancho Cucamonga	CA	91730	311 Cessna Cir	Corona	CA	92880
11200 Arrow Route	Rancho Cucamonga	CA	91730	6300 Providence Way	Eastvale	CA	92880
9393 Arrow Route	Rancho Cucamonga	CA	91730	14940 Summit Dr	Eastvale	CA	92880
12320 4th St	Rancho Cucamonga	CA	91730	450 N Sheridan St	Corona	CA	92880
9060 Rochester Ave	Rancho Cucamonga	CA	91730	341 Bonnie Cir	Corona	CA	92880
10655 E 7th St	Rancho Cucamonga	CA	91730	311 Bonnie Cir	Corona	CA	92880
8784 Rochester Ave	Rancho Cucamonga	CA	91730	1000 W Rincon St	Corona	CA	92880
8950 Toronto Ave	Rancho Cucamonga	CA	91730	14939 Summit Dr	Eastvale	CA	92880
9408 Richmond Pl	Rancho Cucamonga	CA	91730	345 Cessna Cir	Corona	CA	92880
12320 4th St	Rancho Cucamonga	CA	91730	185 N Smith Ave	Corona	CA	92880
10220 4th St	Rancho Cucamonga	CA	91730	2455 Wardlow Rd	Corona	CA	92880
9955 6th St	Rancho Cucamonga	CA	91730	1170 W Rincon St	Corona	CA	92880
9000 Rochester Ave	Rancho Cucamonga	CA	91730	1150 W Rincon St	Corona	CA	92880
8950 Rochester Ave	Rancho Cucamonga	CA	91730	1295 E Ontario Ave	Corona	CA	92881
10955 Arrow Rt	Rancho Cucamonga	CA	91730	1851 California Ave	Corona	CA	92881
9089 8th St	Rancho Cucamonga	CA	91730	1930 California Ave	Corona	CA	92881
11190 White Birch Dr	Rancho Cucamonga	CA	91730	1241 Old Temescal Rd	Corona	CA	92881
9520 Santa Anita Ave	Rancho Cucamonga	CA	91730	1161 Olympic Dr	Corona	CA	92881
9100 9th St	Rancho Cucamonga	CA	91730	1346 Railroad St	Corona	CA	92882
9275 Buffalo Ave	Rancho Cucamonga	CA	91730	909 W Railroad St	Corona	CA	92882
8998 Hyssop Ave	Rancho Cucamonga	CA	91730	1010 Railroad St	Corona	CA	92882
9282 Pittsburgh Ave	Rancho Cucamonga	CA	91730	1351 Railroad St	Corona	CA	92882
11195 Eucalyptus St	Rancho Cucamonga	CA	91730	2621 Research Dr	Corona	CA	92882
9121 Pittsburgh Ave	Rancho Cucamonga	CA	91730	2616 Research Dr	Corona	CA	92882
12250 E 4th St	Rancho Cucamonga	CA	91730	22324 Temescal Canyon Rd	Corona	CA	92883
9199 Cleveland Ave	Rancho Cucamonga	CA	91730	22420 Temescal Canyon Rd	Corona	CA	92883
9595 Utica Ave	Rancho Cucamonga	CA	91730	21937 Knabe Rd	Corona	CA	92883
8886 White Oak Ave	Rancho Cucamonga	CA	91730	22705 Savi Ranch Pky	Yorba Linda	CA	92887
4501 Arden Dr	El Monte	CA	91731				
9320 Telstar Ave	El Monte	CA	91731				

Property Address	City	State	Zip	Property Address	City	State	Zip
4187 Temple City Blvd	El Monte	CA	91731				
9860 Gidley St	El Monte	CA	91731				
4189 Temple City Blvd	El Monte	CA	91731				
3136 Rosemead Blvd	El Monte	CA	91731				
4250 Shirley Ave	El Monte	CA	91731				
4350 Temple City Blvd	El Monte	CA	91731				
10511 Valley Blvd	El Monte	CA	91731				
4300 Baldwin Ave	El Monte	CA	91731				
4300 Shirley Ave	El Monte	CA	91731				
9700 Factorial Way	South El Monte	CA	91733				
11077 Rush St	South El Monte	CA	91733				
1886 Santa Anita Ave	South El Monte	CA	91733				
1747 Tyler Ave	South El Monte	CA	91733				
12465 6th St	Rancho Cucamonga	CA	91739				
12455 Arrow Hwy	Rancho Cucamonga	CA	91739				
12521 Arrow Rte	Rancho Cucamonga	CA	91739				
12400 Arrow Rt	Rancho Cucamonga	CA	91739				
8939 Etiwanda Ave	Rancho Cucamonga	CA	91739				
8570 Hickory Ave	Rancho Cucamonga	CA	91739				
8728 Etiwanda Ave	Rancho Cucamonga	CA	91739				
12200 Arrow Rt	Rancho Cucamonga	CA	91739				
8925 Santa Anita Ave	Rancho Cucamonga	CA	91739				
2001 E Gladstone St	Glendora	CA	91740				
139 N Sunset Blvd	City Of Industry	CA	91744				
14750 Nelson Ave	City of Industry	CA	91744				
16017 E Valley Blvd	City of Industry	CA	91744				
15000 Nelson Ave	City of Industry	CA	91744				
14500 Nelson Ave	City of Industry	CA	91744				
17637 E Valley Blvd	City of Industry	CA	91744				
15930 Valley Blvd	City Of Industry	CA	91744				
15801 E Valley Blvd	City of Industry	CA	91744				
17411 Valley Blvd	City of Industry	CA	91744				
14380 E Nelson Ave	City of Industry	CA	91744				
15620 E Valley Blvd	City of Industry	CA	91744				
15929 E Valley Blvd	City of Industry	CA	91744				
347 S Stimson Ave	City of Industry	CA	91744				

Appendix D: POTENTIAL SIP CREDIT APPROACH FOR PR 2305

Introduction

What is the purpose of PR 2305?

As stated in PR 2305, its purpose is to reduce local and regional emissions, and to facilitate local and regional emission reductions associated with warehouses and the mobile sources attracted to warehouses in order to help achieve state and federal ambient air quality standards and to reduce exposure to diesel particulate matter.

What is the State Implementation Plan?

The federal Clean Air Act requires areas with levels of ozone, particulate matter, and other pollutants that exceed National Ambient Air Quality Standards (NAAQS) to develop State Implementation Plans (SIPs). SIPs are comprehensive plans that describe how an area will attain the NAAQS. SIPs are not single documents. They are a compilation of new and previously submitted plans, programs (such as monitoring, incentives, permitting, emissions inventory, etc.), local air district rules, state regulations, and federal controls. State law makes CARB the lead agency for all purposes related to the SIP. Local air districts prepare SIP elements and submit them to CARB for review and approval. CARB then forwards these SIP revisions to the EPA for approval.

What is 'SIP credit'?

SIP credit is the general term given for emission reductions that are creditable towards commitments in the SIP.

Why is SIP Credit needed?

The SIP contains a detailed accounting of the expected emissions inventory in future milestone years with Clean Air Act deadlines. This emissions inventory includes a baseline scenario (i.e. business-as-usual) and a control scenario (if the SIP's proposed measures are all adopted). The 2016 AQMP from South Coast AQMD and the companion State SIP Strategy from CARB includes substantial emission reductions tied to 'further deployment of cleaner technologies' control measures that are not yet fully defined. Emission reductions from these control measures are needed to both meet the NAAQS and to ensure that federal sanctions are not imposed under the federal Clean Air Act. If adopted, PR 2305 will provide emission reductions that can help meet these 'further deployment' commitments. This document provides the background for how PR 2305 emission reductions will be SIP creditable.

What are the requirements for SIP credit?

There are a variety of guidance documents¹ and regulations that address how emission reductions can be credited towards the SIP. In general, SIP creditable emission reductions must satisfy five

¹ Voluntary Mobile Source SIP Programs, www.epa.gov/sites/production/files/2016-05/documents/vmep-gud.pdf
Improving Air Quality with Economic Incentive Programs (2001),
www.epa.gov/sites/production/files/2015-07/documents/eipfin.pdf
Voluntary and Emerging SIP Measures,
www.epa.gov/sites/production/files/2016-05/documents/voluntarycontrolmeasurespolicyepa.pdf
Energy Efficiency and Renewable Energy SIP Measures,
www.epa.gov/sites/production/files/2016-05/documents/erescerem_gd.pdf

key ‘integrity elements’. Namely, the emission reductions must be quantifiable, enforceable, verifiable, surplus, and real.

Which emission source categories can achieve SIP-creditable emission reductions with PR 2305?

The emission sources that may have SIP-creditable emission reductions from PR 2305 include on-road trucks, hostlers (both on-road and off-road vehicles), Transport Refrigeration Units (TRUs), light duty vehicles, and power plants.

What is the role of scrapping in SIP-creditable mobile source measures?

Scrapping is the process by which older vehicles that are replaced by newer, cleaner vehicles are scrapped and taken out of service to ensure that the emission reductions from the newer vehicle are achieved. Scrapping ensures that the new vehicle is not just accommodating growth in the vehicle fleet. SIP-creditable emission reductions can be achieved both with and without a scrappage program. Examples of SIP-creditable programs with scrapping requirements include many voluntary incentive programs like Carl Moyer, or AB 617 funding. These programs are implemented on an individual truck basis (through grant funding contracts), and without a scrappage requirement it would not be possible to discern whether any one individual truck would result in eventual scrappage of a truck somewhere in the entire truck fleet, or if the newer, cleaner truck is actually adding emissions due to growing the truck fleet.

Other SIP-creditable measures do not require scrapping, such as CARB regulations like the Low NOx Omnibus Rule or the Advanced Clean Trucks Rule. These rules rely on assumptions about future truck sales and future truck activity (e.g., miles travelled per year). Importantly, these rules broadly affect large sections of the truck fleet instead of individual trucks, and the rulemaking analysis for these rules consider how each rule will affect the entire truck fleet, including growth and rates of vehicle turnover. These assumptions are subsequently verified through the regular updates to the EMFAC model.

What is EMFAC?

EMFAC is an emissions model developed and used by CARB to assess emissions from on-road vehicles including cars, trucks, and buses in California, and to support CARB's regulatory and air quality planning efforts to meet the Federal Highway Administration's transportation planning requirements. U.S. EPA approves EMFAC for use in the State Implementation Plan and transportation conformity analyses.

How does SIP credit work for incentive funding programs?

Programs like Carl Moyer or AB-617 funding programs provide subsidies to offset the higher purchase price of near-zero and zero emission vehicles. In some cases, these types of voluntary

Incorporating Bundled Measures in a SIP,

www3.epa.gov/ttn/naaqs/aqmguide/collection/cp2/20050816_page_incorporating_bundled_measure_sip.pdf

Incorporating Energy Efficiency/Renewable Energy Policies and Programs into SIPs,

www.epa.gov/sites/production/files/2016-05/documents/eeermanual_0.pdf

Diesel Retrofit SIP Programs, <http://nepis.epa.gov/Exe/ZyPDF.cgi/P100HP2S.PDF?Dockey=P100HP2S.PD>

incentive programs can result in prospective SIP creditable emission reductions.² While incentive funding programs have been included as control measures within the 2016 AQMP, they are not included in the baseline emissions inventory, nor are their effects included within EMFAC. PR 2305 is designed to work together with incentive programs. Although some incentive programs are oversubscribed³, others are undersubscribed⁴. PR 2305 can help ensure that incentive funds are fully utilized, and can also potentially spread incentives to additional vehicles by lowering the amount that vehicle purchasers are willing to accept due to the requirements within PR 2305 on warehouse operators.

Background on Obtaining SIP Credit for Mobile Source Emission Reduction Measures

SIP creditable emission reductions are typically obtained through three key processes.

- 1) Regulations adopted at the local, state, or federal level that meet the ‘integrity elements’ described above can achieve prospective SIP credit at the time that the regulation is adopted. Prospective SIP credit is a projection of how emission reductions will occur in the future due to a control measure.
 - a. Example: CARB’s Truck and Bus Regulation⁵ requires fleets to only utilize trucks that meet or exceed 2010 truck engine standards (with some limited exceptions) by 2023. Those fleets may include older, higher-emitting trucks today, but the future emission reductions from the existing regulation provides prospective SIP credit. As shown below, not all emission reduction measures can be credited towards the SIP prospectively.
- 2) For some regulations or control measures, actual emission reductions achieved may be higher or lower than originally estimated at the time the regulation was adopted. A later analysis may evaluate how a rule is actually being implemented and adjust the amount of SIP creditable emission reductions. These retrospective emission reductions evaluate how emissions changed in the past, and then project how that will affect the future.
 - a. Example: EPA’s Heavy Duty Engine Standards⁶ required all truck engine manufacturers to meet a NOx emission standard of 0.2 g/hp-hr by 2010 (with some limited exceptions). SIP creditable prospective emission reductions were assumed in the EMFAC 2007 emission model at the time assuming that engines would meet these standards in real world conditions.⁷ However, subsequent testing of these engines has shown that engines that meet the EPA standard (based on a test cycle) do not achieve the previously assumed level of emission reductions in real world conditions.⁸ One example includes during periods when the engine exhaust controls

² <https://ww2.arb.ca.gov/resources/documents/implementation-state-sip-strategy>

³ <http://www.aqmd.gov/docs/default-source/Agendas/Governing-Board/2019/2019-dec6-006.pdf>

⁴ <http://www.aqmd.gov/docs/default-source/Agendas/Governing-Board/2020/2020-dec4-005.pdf>

⁵ <https://ww2.arb.ca.gov/our-work/programs/truck-bus-regulation/truck-and-bus-regulation-regulation-advisories>
Accessed 11/5/2020.

⁶ <https://www.govinfo.gov/content/pkg/FR-2001-01-18/pdf/01-2.pdf> Accessed 11/5/2020.

⁷ EMFAC 2007 Revision of Heavy Heavy-Duty Diesel Truck Emission Factors and Speed Correction Factors. https://ww3.arb.ca.gov/msei/onroad/techmemo/revised_hhddt_emission_factors_and_speed_corr_factors.pdf.
Accessed 11/5/2020.

⁸ See Figure ES-3 for an example: <https://ww3.arb.ca.gov/regact/2020/hdomnibuslownox/isor.pdf#page=27>.
Accessed 11/5/2020.

are operating at lower temperatures than necessary to fully reduce NOx emissions.⁹ As a result, a more recent EPA-approved emissions inventory for trucks in EMFAC 2017 has subsequently been updated to incorporate this more recent real world data.¹⁰ The table below shows a comparison of NOx emission rates for the same model year truck between the EPA-approved EMFAC 2007 and EMFAC 2017 emissions inventory models. The more recent EMFAC 2017 model used more recent real-world data, and the subsequent SIP creditable emission reductions from the EPA Heavy Duty Engine Standard have been revised to incorporate real-world conditions.

Table 1: Zero-Mile NOx Emission Rates for Model Year 2015

EMFAC 2007 ¹¹	EMFAC 2017 ¹²
1.14	2.68

- 3) Finally, real-world emissions from some sources are often affected by multiple factors. For example, on-road vehicle emissions are affected by multiple regulations, market forces (e.g., the state of the economy, the price of fuel, etc.), financial incentive programs (e.g., the Carl Moyer program), and private sector policies (e.g., corporate sustainability goals). In order to account for all of these competing influences, every few years the baseline mobile source emissions inventory used for the SIP is updated, including through updates to CARB's mobile source inventories (e.g., the EMFAC model, off-road equipment inventories, etc.), updates to the Regional Transportation Plan (RTP) from the Southern California Association of Governments (SCAG), and new South Coast AQMD Air Quality Management Plans (AQMPs). Because SIP creditable emission reductions cannot always be separately assigned to each unique factor, the holistic evaluation of the on-road mobile source sector in EMFAC updates (or equivalent off-road sector updates) conducted by CARB ensures that the SIP inventory is as comprehensive, accurate, and current as possible.
 - a. Example: Every four years SCAG updates its forecast for the transportation system in the RTP. This modeling analysis includes a forecast of vehicle miles travelled in the freight sector based on a number of factors including: activity data from the ports of Los Angeles and Long Beach, national commodity flow surveys, land use patterns, developments in the roadway network, etc. These modeled outputs (e.g., vehicle miles travelled, vehicle speeds, location of vehicle activity) are combined with emission factors from EMFAC to establish the SIP creditable emissions inventory in the subsequent AQMP.

⁹ Tan et al., On-Board Sensor-Based NOx Emissions from Heavy-Duty Diesel Vehicles. *Environ. Sci. Technol.* 2019, 53, 9, 5504–5511. <https://pubs.acs.org/doi/10.1021/acs.est.8b07048> Accessed 11/5/2020.

¹⁰ EMFAC2017 Volume III – Technical Documentation.

<https://ww3.arb.ca.gov/msei/downloads/emfac2017-volume-iii-technical-documentation.pdf>

¹¹ https://ww3.arb.ca.gov/msei/onroad/techmemo/revised_hhddt_emission_factors_and_speed_corr_factors.pdf,

Table 8

¹² <https://ww3.arb.ca.gov/msei/downloads/emfac2017-volume-iii-technical-documentation.pdf>, Table 4.3-46

Expected Mechanisms to Obtain SIP-Creditable Emission Reductions with PR 2305

If PR 2305 is adopted, SIP-creditable emission reductions can be achieved prospectively, retrospectively, and through holistic mobile source inventory analysis. Because other existing and forthcoming mobile source measures will reduce emissions from the same sources, not all emission reductions achievable from PR 2305 can be fully quantified at time of rule adoption. As described in CARB's Mobile Source Strategy¹³, additional future measures may be developed that would affect emission sources at facilities covered by PR 2305, but it is too speculative at this stage to determine how they may or may not overlap with PR 2305.

Prospective Emission Reductions from PR 2305

Emissions reductions are expected from all of the emissions sources covered by PR 2305, however not all of the emission reductions can be fully quantified at time of rule adoption. This is primarily because some emission reductions from PR 2305 will at least partially overlap with other SIP-creditable measures. The table at the end of this section lists the key existing and future mobile source measures that also reduce emissions sources addressed by PR 2305, and describes how the overlap is addressed. Even if prospective SIP creditable emission reductions are not achievable at the time of rule adoption, other means of obtaining SIP credit are possible (see below). Further, through the implementation of the WAIRE Mitigation Program, it may be possible to develop prospective SIP creditable emission reductions at a future date.

Retrospective Emission Reductions from PR 2305

The PR 2305 WAIRE Program will be tracked by South Coast AQMD staff to evaluate how it is implemented every year, reported publicly to the Governing Board Mobile Source Committee, with results also made available on the South Coast AQMD web page. A key component of this analysis will be to evaluate which menu options are being chosen by every facility, and comparing that to the original analysis conducted during the rulemaking process. If trends emerge that show greater or lesser emission reductions than envisioned in the rulemaking analysis, then adjustment may be made in subsequent revisions to the SIP inventory (e.g., as part of a future AQMP).

Holistic Analysis of Emission Reductions from PR 2305

Some emission reductions may be attributable to PR 2305, but will not be captured in either a prospective or retrospective analysis. This could include emissions from trucks purchased to comply with PR 2305, but that make truck trips between facilities that aren't regulated under PR 2305. These truck trips are not accounted for in the rulemaking analysis, or in subsequent annual reviews of the WAIRE Program. In addition, if many warehouse operators decide to install zero emission charging/fueling infrastructure, this is expected to make it easier for truck owners to decide to switch to zero emission technologies as finding a fueling location will become less of a concern. This potential increased zero emission technology penetration into the overall truck fleet is not accounted for in the rulemaking analysis except for zero emissions truck visits to regulated facilities. Further, the assumptions included in the rulemaking analysis about other mobile source measures (e.g., CARB's Low NOx Omnibus Rule or ACT Rule) will likely be revised based on future, unknown conditions. In particular, the level of future truck sales, future activity per truck, future costs to operate trucks, etc. all may require updates as part of a normal EMFAC update. As is currently practiced, this holistic analysis will provide the mechanism to ensure that all

¹³ <https://ww2.arb.ca.gov/resources/documents/2020-mobile-source-strategy>

overlapping mobile source measures are captured across the entire truck fleet. This is the primary mechanism by which the San Joaquin Valley Air Pollution Control District receives quantifiable ‘SIP credit’ for its Indirect Source Review program (Rule 9510).¹⁴

¹⁴ When EPA approved Rule 9510 into the SIP, it specifically did not allow the rule to be used for prospective SIP credit (76 FR 26609). Notwithstanding this approach, the most recent Annual Report for Rule 9510 shows that since its inception the rule has resulted in 15,617 tons of NOx and PM10 that have been avoided, with another 12,147 tons of NOx and PM10 that has been reduced through use of its mitigation fee program (<https://www.valleyair.org/ISR/Documents/2020-ISR-Final-Annual-Report.pdf>).

Table 2: Existing and Future Measures that Have Overlapping SIP-Creditable Emission Reductions with PR 2305

Emission Reduction Measure	Measure Summary	Existing or Future Measure	Potential Overlap with PR 2305 Requirements	Calculation Method to Address Potential Overlap for Prospective SIP Credit
Incentive Funding Programs	Various state and federal programs (e.g., Carl Moyer, AB 617 funding, DERA, etc.) provide subsidies to offset the higher cost of NZE and ZE vehicles.	Existing and Future	Potential overlap for existing state and federal funding programs. Uncertain overlap for any new funding programs.	Because incentive programs are not included within EMFAC, no adjustments are made to the PR 2305 calculation.
EPA Heavy Duty Engine Standards	Requires manufacturers nationwide to only sell trucks meeting specified emission standards by 2010 (e.g., 0.2 g/hp-hr NO _x)	Existing	Partial overlap due to CARB Truck and Bus Rule.	Overlap calculated as part of CARB Truck and Bus Rule.
CARB Truck and Bus Rule	Requires truck fleets to only operate trucks meeting EPA's 2010 engine standard by 2023. Measure is phased in before 2023.	Existing	Partial overlap before 2023. No overlap after 2023.	Any emission from NZE or ZE truck activity associated with PR 2305 are compared against baseline truck emission rates that are the average for that truck type in any calendar year from EMFAC 2017 (which includes the Truck and Bus Rule).
CARB Advanced Clean Truck (ACT) Rule	Requires truck manufacturers to ensure that a portion of their new vehicle sales in CA are zero emissions. Measure phases in from 2024-2035.	Existing	No overlap before 2024. Partial overlap after 2024.	Before 2024, any ZE truck activity attributable to PR 2305 that aren't funded by Incentive Programs provide prospective SIP creditable emission reductions. As a conservative approach ¹ , after 2024 any emission reductions from ZE truck activity associated with PR 2305 will be reduced by the amount of applicable ZE truck activity

Emission Reduction Measure	Measure Summary	Existing or Future Measure	Potential Overlap with PR 2305 Requirements	Calculation Method to Address Potential Overlap for Prospective SIP Credit
				associated with ACT ² in addition to any potentially incentive funded trucks.
CARB Low NO _x Omnibus Rule	Requires manufacturers to only sell trucks in CA meeting specified emission standards. Updates warranty, useful life, certification testing procedures, etc. Measure phases in from 2024-2027.	Existing	No overlap before 2024. Partial overlap after 2024	Before 2024, any NZE truck activity attributable to PR 2305 that aren't funded by Incentive Programs provide prospective SIP creditable emission reductions. As a conservative approach ¹ , after 2024 any emission reductions from ZE truck activity associated with PR 2305 is reduced by the amount of applicable NZE truck activity associated with Low NO _x Omnibus ² in addition to any potentially incentive funded trucks.
CARB Transport Refrigeration Units (TRU) Air Toxics Control Measure (ATCM)	Requires TRUs to meet in-use particulate matter standards, phased in through 2021.	Existing	No overlap.	No adjustment necessary as rule is completely phased in.
CARB In-Use Off-Road Diesel Rule	For PR2305, this measure applies to yard trucks. This rule requires fleets to meet specified in-use emission levels, depending on fleet size. The rule is phased in from 2014-2029.	Existing	Potential overlap.	Average baseline emission rate for yard trucks is based on industry estimate of yard truck age. This age profile results in baseline emissions that are lower than the most stringent standard in the In-Use Offroad Rule. SIP-creditable emission reduction calculations for yard trucks therefore assume less emission reductions than if only considering this measure.

Emission Reduction Measure	Measure Summary	Existing or Future Measure	Potential Overlap with PR 2305 Requirements	Calculation Method to Address Potential Overlap for Prospective SIP Credit
EPA Cleaner Trucks Initiative	Proposal would require manufacturers nationwide to only sell trucks meeting specified emission standards. Level of control and timing uncertain, though it may match CARB's Low NOx Omnibus Rule in 2027.	Future	Potential overlap after any new standards go into place.	No analysis currently possible as measure has not yet been sufficiently developed or approved. SIP credit for this measure in relation to PR 2305 will be determined at a later date if PR 2305 is approved.
CARB Advanced Clean Fleets Rule	Proposal would require fleets to increasingly use ZE trucks. Goal is a 100% ZE truck fleet by 2045, with interim goals before then.	Future	Potential overlap after any new standards go into place.	No analysis currently possible as measure has not yet been sufficiently developed or approved. SIP credit for this measure in relation to PR 2305 will be determined at a later date if both PR 2305 and ACF are approved.
CARB Proposed TRU ATCM Amendments	Proposal will transition straight truck TRUs to ZE from 2024-2031. A second rule amendment will target transitioning trailer TRUs to ZE by 2035.	Future	Potential overlap after any new standards go into place.	No analysis currently possible as measure has not yet been sufficiently developed or approved. SIP credit for this measure in relation to PR 2305 will be determined at a later date if both PR 2305 and the TRU ATCM are approved. PR 2305 (d)(3)(A) also prohibits earning WAIRE Points in any year that a CARB or EPA rule applies.
CARB Proposed ZE Forklift Rule	Proposal would require fleets to phase in ZE forklifts from 2025-2040.	Future	Potential overlap after any new standards go into place.	No analysis currently possible as measure has not yet been sufficiently developed or approved. Emission reductions not calculated for forklifts in PR 2305 as these are not included in the WAIRE Menu.

Emission Reduction Measure	Measure Summary	Existing or Future Measure	Potential Overlap with PR 2305 Requirements	Calculation Method to Address Potential Overlap for Prospective SIP Credit
CARB Heavy Duty Inspection & Maintenance (HD I/M) Rule	Proposal would require truck owners to routinely test their trucks to ensure they operate within acceptable standards.	Future	Potential overlap as emission reductions from this measure are not yet accounted for in EMFAC.	Expected effect of HD I/M is calculated in CARB META tool. Baseline truck emissions (i.e. trucks that would go to warehouses absent PR 2305) will be reduced to account for HD I/M before calculating the difference due to ZE and NZE trucks visiting PR 2305 warehouses.

Notes:

- 1) There are no requirements in this measure that ensure that mandated statewide sales targets will result in emission reductions specifically in the South Coast Air Basin.
- 2) Emissions from this measure are derived from CARB's Mobile Emissions Toolkit and Analysis (META) tool that was developed for CARB's Mobile Source Strategy as a means of evaluating how all mobile source strategies will interact in the future. The analysis in META assumes that truck sales will match the sales targets in Table A-1 of California Code of Regulations (CCR) Title 13, Section 1963.1, but does not consider the impact of the vehicle weight modifiers in Table A-2 or the credit/trading provisions of the regulation in Section 1963.2. Based on experience with similar provisions in the Advanced Clean Cars (ACC) regulation from CARB (CCR Title 13 Section 1962.2), this assumption results in a high-end estimate of ZE vehicles that will be sold, and the emission reduction estimates due to PR 2305 in this staff report may be higher than shown. For example, the target for light duty sales in ACC is 22% in 2025 and beyond [Section 1962.2 (b)(1)(A)], however EMFAC 2017 only assumes 6.3% based on actual sales that are expected to occur (Table 4.5-5 in EMFAC 2017 Technical Documentation).²⁵⁰ If crediting provisions in ACT similarly result in either lower sales percentages, or a focus on sales of truck types that do not visit PR 2305 warehouses, then less ZE trucks will visit warehouses in the baseline, and more WAIRE Points will need to be earned.

²⁵⁰ <https://ww3.arb.ca.gov/msei/downloads/emfac2017-volume-iii-technical-documentation.pdf>

Appendix E: NZE ALTERNATIVES FOR CUSTOM WAIRE PLANS

The Draft Environmental Assessment provides an alternative analysis which considered NZE technology alternatives. As a continuation of that analysis the inclusion of NZE yard trucks and NZE fueling infrastructure is discussed below if it were to be included as Custom WAIRE Plan submissions. In the currently proposed rule, the submission of NZE yard truck fueling infrastructure and NZE on-road truck fueling infrastructure are prohibited from being considered as Custom WAIRE Plans.

NZE YARD TRUCKS

NZE yard trucks are fueled with CNG, LNG or Propane resulting in a 90% or better reduction in NOx emissions and 100% DPM reductions. In addition to the 10% or less NOx emission reduction difference between the ZE and NZE yard trucks, NZE yard trucks may have local public health impacts as they may idle similar to conventional diesel yard trucks, especially as yard trucks typically do not leave the warehouse site and may be used solely for off-road applications. During the analysis of NZE yard trucks, no off-road CARB certified yard trucks were identified, which would otherwise have provided a cost saving at the time of purchase for off-road vehicles. The NZE yard trucks that are used for demonstration projects at the Port of Los Angeles include Capacity trucks with CWI 6.7 and 8.9 liter engines which performed well with the heavier duty cycles of port application. NZE yard trucks have been demonstrated for several years and were not commercial status, but recent advancements have resulted in commercially available NZE yard trucks that are on-road CARB certified to 0.02 g/bhp-hr. Recent innovations of a propane “pony” system allows propane NZE yard truck models to quickly switch propane tanks with minor interruptions to service, which may result in wider use for warehouse, port, and railyard applications.

There are multiple NZE yard truck manufacturers including Capacity, Autocar, and TICO with different engine manufacturers including Cummins, PSI, and Ford. According to the Ports’ Feasibility Study²⁵¹ the cost for an NZE yard truck is currently about \$150,000, with conventional diesel models costing about \$100,000 which makes the incremental cost about \$50,000. The incremental costs for NZE yard trucks can vary depending on the engine size and whether the yard truck is fueled with CNG, LNG, or Propane. Another potential cost to the NZE yard trucks are the NZE infrastructure that would be used to fuel the NZE yard trucks with CNG, LNG, or Propane. Costs for the NZE yard truck fueling infrastructure is another potential investment that could be proposed should Custom WAIRE Plan submissions be allowed for NZE yard trucks, as the cost for the infrastructure would vary depending on the type of natural gas.

NZE FUELING INFRASTRUCTURE

NZE fueling infrastructure is not included in the currently proposed WAIRE Menu as there is an established network of NZE fueling stations in California, with 295 public stations and

²⁵¹ San Pedro Bay Ports, 2018 Feasibility Assessment for Cargo-Handling Equipment, September 2019, <https://cleanairactionplan.org/documents/final-cargo-handling-equipment-che-feasibility-assessment.pdf/>

another 184 private stations²⁵². The typical equipment required at CNG and LNG stations include a compressor, storage, dryer, and fueling posts, with the system design based on capacity determining the number of each type of equipment. Based on the station design the costs of CNG or LNG station can range from \$1.1 million to nearly \$2 million depending on the system design²⁵³. Some of the companies that design and install CNG and LNG stations include SoCal Gas, TruStar Energy, Ozinga, and Clean Energy.

²⁵² <https://afdc.energy.gov/stations/#/analyze?region=US-CA&fuel=CNG&fuel=LNG&fuel=LPG>

²⁵³ Based on quotations submitted to the CEC and Carl Moyer incentive programs

APPENDIX F: RESPONSE TO COMMENTS

**CENTER FOR COMMUNITY ACTION & ENVIRONMENTAL JUSTICE
EAST YARD COMMUNITIES FOR ENVIRONMENTAL JUSTICE
EARTHJUSTICE
NATURAL RESOURCES DEFENSE COUNCIL
SAN PEDRO & PENINSULA HOMEOWNERS COALITION
SIERRA CLUB
URBAN & ENVIRONMENTAL POLICY INSTITUTE**

February 14, 2019

Chair Parker and Members of the Committee
Mobile Source Committee
South Coast Air Quality Management District
21865 Copley Dr.
Diamond Bar, CA 91765

**Re: Update on Development of Facility-Based Mobile Source Measures in
2016 AQMP**

Dear Chair Parker and Members of the Committee:

On behalf of the undersigned organizations, we file comments on the facilities-based measure update that is before your committee. Communities have been fighting pollution from the freight industry for decades. The communities surrounding ports, railyards, warehouses, and freight corridors continue to suffer disproportionately from this industry. And the impacts are serious and grave. Given the contribution of this industry in concentrating pollution in neighborhoods in the region and its regional contribution to air pollution, it is critical that the South Coast Air Quality Management District do everything within its authority to control pollution from freight facilities. We understand that other agencies must do their part (i.e. the California Air Resources Board and the Environmental Protection Agency), but we also need our local air district to do everything it can given the seriousness of the freight pollution crisis.

1-1

As this Committee hears the updates on the various work in addressing pollution from freight facilities, we want to provide some initial input for this committee to consider.

Ports: Given community concerns with a Memorandum of Understanding (MOU) approach, it is vital that any MOU effort be fully vetted in public. As such, it is critical to start the outreach and vetting of these documents now. People concerned with breathing safe air will need time to understand how these contracts are enforceable and set forth strong metrics for emissions reductions at the largest fixed source of pollution in the region.

Warehouses: Staff should continue to examine strategies like facility caps, even if it prefers fleet certification and mitigation fees as a tool. We fear that options for legal approaches are being taken off the table prior to the requisite analysis being completed. While some strategies may aid in reductions region-wide, we remain concerned with approaches that could allow for picking winners and losers in some communities getting cleaner air and others not. We think a strong facility cap could be effective in ensuring warehouses clean up their pollution in all communities.

1-2

Railyards: We continue to find out more about the harmful impacts railyards impose on communities. The air district should pursue a strong rule to combat these facilities that impose so much health burden on communities. We are excited to start this rulemaking process in earnest.

We appreciate your consideration of these comments, and we look forward to working with the Air District to bring clean air to the communities who've been harmed by the freight industry for decades.

1-3

Sincerely,

Adrian Martinez
Michelle Ghafar
Earthjustice

Andrea Vidaurre
Center for Community Action & Environmental Justice

Taylor Thomas
East Yard Communities for Environmental Justice

David Pettit
Natural Resources Defense Council

Jessica Tovar
Urban & Environmental Policy Institute
Occidental College

Peter Warren
San Pedro & Peninsula Homeowners Coalition

Carlo De La Cruz
Sierra Club



September 17, 2019

Mr. Ian MacMillan
Mr. Victor Juan
South Coast Air Quality Management District
21865 Copley Drive
Diamond Bar, CA 91765

Re: Comments on the August 23rd Warehouse Indirect Source Rule Working Group

Dear Mr. MacMillan, Mr. Juan, and AQMD Staff:

Clean Energy appreciates the opportunity to comment on the latest staff presentation provided during the August 23rd Warehouse Indirect Source Rule (ISR) Working Group. We also would like to commend South Coast Air Quality Management District (AQMD) staff on your collective efforts to seek deeper NO_x reductions from mobile sources that demonstrably have a disproportional impact upon the South Coast Air Basin and disadvantaged communities. If the South Coast is ever to reach clean air attainment under the federal Clean Air Act's ozone standards or improve upon the health of impacted communities, the AQMD must be in the best position to transition the basin's fleet to near zero and, as they become available, zero emission medium and heavy-duty truck strategies. As a long-time partner of the AQMD, we offer our support and provide the following comments and recommendations designed to improve upon the agency's ability to move regional warehouse operations toward a cleaner future.

2-1

Near Zero Trucks must be based and have full access to In-Basin Warehouse Facilities

If warehouses located within the South Coast Air Basin are to meaningfully reduce truck-related emissions in the near- to mid-term, low NO_x trucks must be able to both access and be domiciled at warehouse facilities. In short, full access of such trucks that significantly cut diesel exhaust pollution – both smog and carcinogenic diesel particulate emissions – must be a part of the AQMD's emissions reduction strategy portfolio.

During the August 23 workshop, a stakeholder suggested that only zero emission vehicles should be allowed to either access or be domiciled at a warehouse, especially if said facility is located near or adjacent to a disadvantaged community. Adopting such a position, however, would deny any immediate air pollution relief to a heavily impacted community as the default would likely be a dirtier diesel truck. Conversely, providing incentives for warehouse operators and the fleet owners that serve them over to low NO_x trucks using renewable natural gas would deliver 90 percent fewer smog-forming emissions and potentially carbon negative emissions reductions immediately.

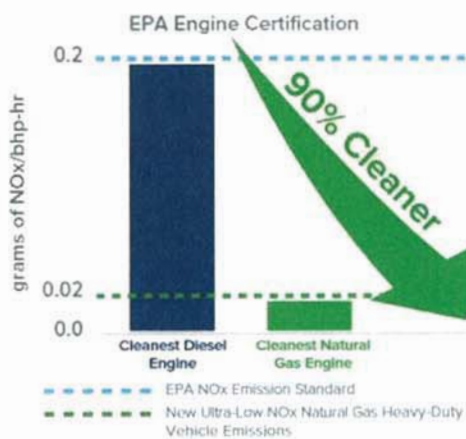
2-2

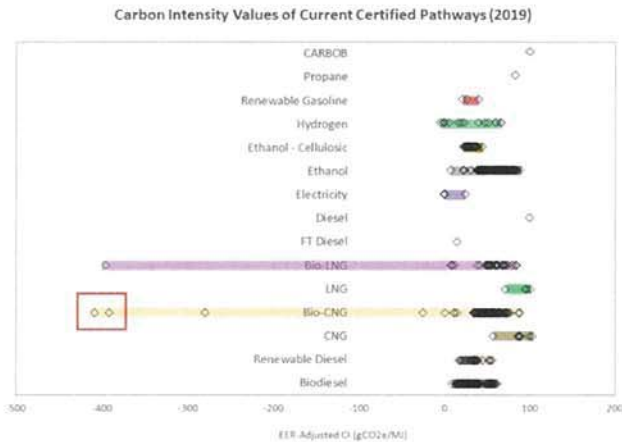
The South Coast AQMD Must Transition Away from Diesel Trucks as Quickly as Possible

Today's diesel trucks not only fail to meet the most stringent low NO_x standard, but likely exceed the current NO_x emission standard for heavy-duty truck engines if they use a selective-catalytic reduction (SCR) system. Specifically, diesel trucks using SCR devices were found to be ineffective in cutting NO_x emissions when operating at low speeds (i.e., drayage). In fact, we would recommend that AQMD staff review recent literature published by the California Air Resources Board clearly stating that emissions from base-line diesel trucks could be up to 9 times above the current heavy-duty truck engine standard for NO_x emissions during low speed operations.ⁱ

2-3

Low NO_x trucks powered by natural gas, however, do not depend on an SCR system and have been certified to NO_x emissions levels that are 90% below the current heavy-duty truck engine standards (i.e., 0.02 g/bhp-hr NO_x v. 0.2g/bhp-hr, respectively). Recent studies by the University of California at Riverside also have demonstrated that in-use NO_x emissions by natural gas low NO_x trucks actually show up to a 99% reduction of NO_x emissions compared to the current heavy-duty truck standards set by the US Environmental Protection Agency (EPA) and CARB.ⁱⁱ Additionally, when a low NO_x truck is powered with renewable natural gas (RNG), carbon emissions performance for a low NO_x truck can actually be carbon negative depending upon the fuel source.ⁱⁱⁱ It should be noted that the two leading providers of natural gas as a transportation fuel in the South Coast Air Basin and the State of California only sell RNG at the pump thanks to the Low Carbon Fuel Standard.





Clearly, low NOx strategies powered by RNG should play an unapologetic and prominent role in the final Warehouse Indirect Source Rule.

2-3
(continued)

Include Renewable Natural Gas Fueling Stations in the Ongoing Warehouse ISR Mitigation Menu

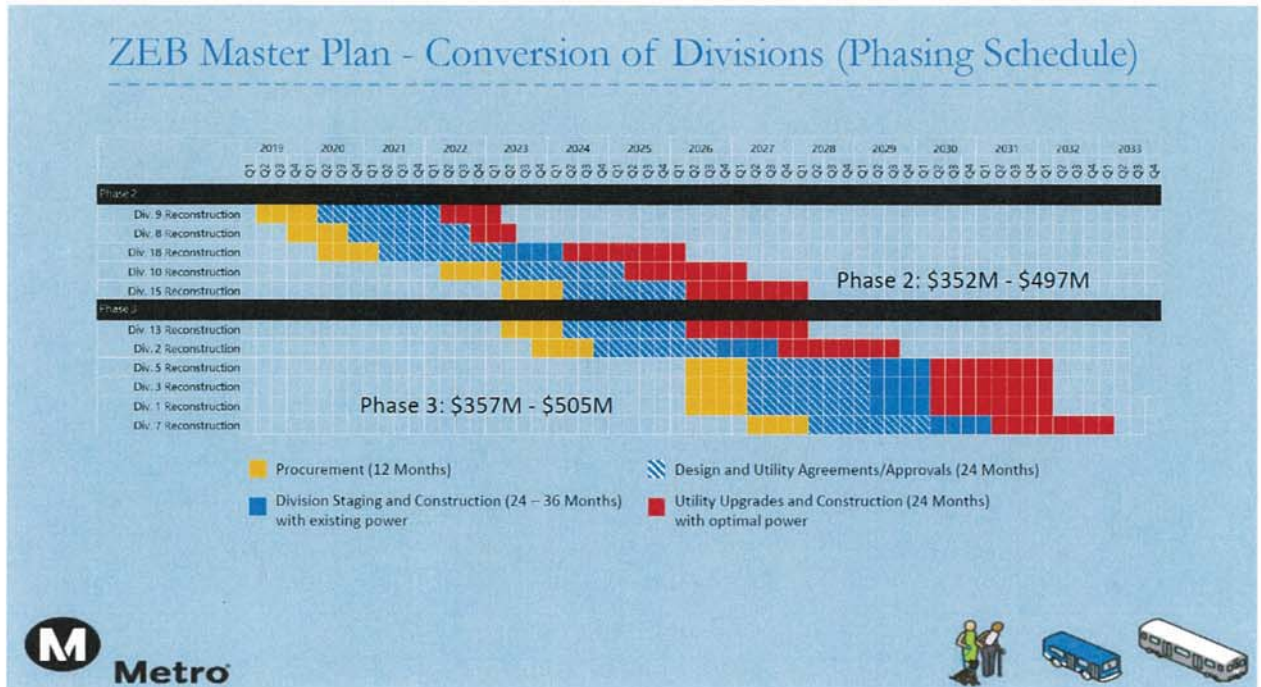
After reviewing the August 23rd Warehouse ISR Working Group presentation, we strongly recommend that AQMD Staff add RNG fueling infrastructure investments on the ongoing mitigation menu as additional fueling infrastructure will be needed to fully address the South Coast's truck pollution crisis.

A few stakeholders have argued against the inclusion of RNG fueling infrastructure with the hope that AQMD would only support zero emission fueling infrastructure projects from this point forward. They even claim that such RNG fueling investments would become stranded assets with the promise of zero emission technology on the horizon. However, RNG fueling infrastructure investments would largely make use of private capital (not public funds) and a return on investment would easily be achieved within 5 to 10 years. Further, while the desire to achieve zero emission strategies now is not lost upon us, it is highly unlikely that the region can make a regional transition for several decades due to both cost, infrastructure and logistical issues.

2-4

For example, Los Angeles County Metro's Board of Directors committed the agency to make a full transition to zero emission buses by 2030 and Metro is now required to do so by 2040 under the California Air Resources Board's Innovative Clean Transit rule. Despite this momentum and receiving massive federal and state public subsidies, Metro staff is quickly learning the herculean challenges of adopting a strategy that has yet to be fully commercialized. For example, Metro's Operations, Safety and Customer Experience Committee is recommending on Thursday, September 19, to purchase 259 Contract Option forty-foot CNG buses because the transit authority cannot get the necessary zero-emission charging infrastructure in place to run more ZEBs in Metro's fleet.^{iv} Further, there are numerous complications associated with certain zero emission bus technologies in terms of weight and range that remain unresolved and are steadily pushing out Metro's target implementation date to no fault of Metro staff's efforts.^v The reality

is zero emission strategies face multiple logistical, technical and cost challenges that go well beyond the operator.



Finally, while we highly dispute the statements pertaining to the NGV industry's ability to quickly build out public or private RNG fueling infrastructure in the 2018 Drayage Truck Feasibility Assessment released by the San Pedro Bay Port Authorities, failing to include RNG fueling infrastructure as an ongoing menu option under the proposed Warehouse ISR will result in delayed emissions reductions for the region.^{vi} For example, an agency could fail to act on adopting policies that are supportive of AQMD's Warehouse ISR if they determine that there is insufficient fueling stations to support a clean fleet policy or transition. The AQMD's final Warehouse ISR should take progressive steps to deny such an outcome by promoting fueling infrastructure that supports low NOx trucks using renewable and climate friendly fuel today.

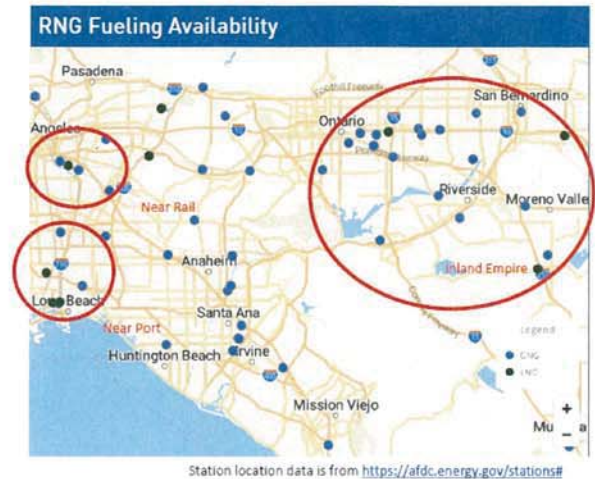
2-5

Substantial RNG Fueling Is Already Available Where Port Trucks Travel

33 existing stations are located near the port, along the 710 corridor to Commerce rail yards and the Inland Empire.

Clean Energy Wilmington station has 6 dispensers. Assuming the remaining 32 stations have 2 dispensers, this gives 70 total dispensers for port trucks. Assuming 50% utilization (actual is less than 50%), the existing network can support $70 \times 116 \text{ to } 165 \text{ trucks} \times 50\% = 4,060 \text{ to } 5,775 \text{ trucks}$.

In actuality, near port stations have 12 dispensers that can handle $12 \times 116 \text{ to } 165 = 1,392 \text{ to } 1,980 \text{ trucks}$ (current utilization goes to zero as the legacy LNG trucks retire). However, to be conservative, this study uses 50% utilization.



Area	Existing Capacity to Serve Additional Trucks
Near-Port	1,392 to 1,980 Trucks
LA Basin	4,060 to 5,775 Trucks

Conclusion:

Clean Energy would like to thank and support AQMD staff's efforts to develop a meaningful Warehouse ISR. The Final Warehouse ISR must: (1) embrace low NOx trucks powered by RNG as a key mitigation strategy and (2) add RNG fueling infrastructure to the ongoing mitigation menu of the Warehouse ISR. Falling short of adopting these two progressive action items in the final Warehouse ISR's strategy would not only deny regional warehouses and fleet operators a key tool to combat both air and climate pollution generated by trucks, it would run contrary to the AQMD's own 2016 Air Quality Management Plan which heavily relies upon low NOx natural gas truck adoption as a core and central strategy to achieve the necessary NOx ton reductions to meet federal ozone attainment.

In fact, we believe both the San Joaquin Valley and South Coast air districts recently said it best in a letter to the California Air Resources Board urging CARB staff to retain low NOx funding under HVIP by stating:

"Both air districts have prioritized the need to replace a large number of long haul and other diesel (Class 7 & 8) trucks by 2024 with zero and near-zero emission technologies through transformational changes in the heavy-duty trucking sector. Additionally, both air districts, with grant funding from CARB, are working on developing and demonstrating zero emission heavy-duty (Class 7 & 8) trucks, and recognize that large scale deployments can provide a valuable option as they continue to become


2-6

commercially available and feasible for fleets, especially with consideration or varying duty cycles. **However, these trucks are not yet commercially available.** Therefore, to reach both regions' and state's air quality goals, near-term large-scale emission reductions are required that can only be achieved by deploying currently available near-zero low NOx technologies today, with immediate reductions needed in AB 617 communities and broader regions.

Towards that end, both districts support continued HVIP funding for zero and near-zero heavy duty (Class 7 & 8) trucks that reduce greenhouse gas and criteria pollutant emissions, especially when combined with renewable fuels that have increasing in-state production as a result of state funding. Both air districts have communities that are heavily impacted by goods movement due to the significant amount of heavy-duty diesel vehicles transporting materials on a daily basis. Bringing about significant additional reductions in freight emissions will be essential for reaching attainment with ever-tightening federal ozone and particulate standards. The development and implementation of near zero-emission low NOx technologies in the freight sector will also provide for significant reductions in toxic air contaminants that affect residents.^{vii}

If you should have any questions or would like to have further input from our team, please do not hesitate to contact me directly.

Sincerely,



Todd R. Campbell
Vice President, Public Policy and Regulatory Affairs

ⁱ See California Air Resources Board. October 26, 2016. "High In-Use NOx Emissions from Heavy-Duty Diesel Trucks Equipped with SCR Systems and Their Impact on Air Quality Planning in California" by Yoon, Collins, Misra, Herner, Carter, Sax.

ⁱⁱ See UC Riverside's College of Engineering – Center for Environmental Research and Technology. February 2016. "Ultra-Low NOx Natural Gas Vehicle Evaluation: ISL G NZ" by Johnson, Jiang, and Yang.

ⁱⁱⁱ See <https://ww3.arb.ca.gov/fuels/lcfs/fuelpathways/pathwaytable.htm>.

^{iv} See <https://metro.legistar.com/LegislationDetail.aspx?ID=4136484&GUID=63368C2C-DCBE-4B38-A8DD-577532AB42F8>

^v See LA County Metro's "Zero Emission Bus (ZEB) Program Update. July 18, 2019. Operations, Safety, and Customer Experience Committee.

^{vi} See <http://www.cleanairactionplan.org/documents/final-dravage-truck-feasibility-assessment.pdf/>

^{vii} Joint San Joaquin Valley Air Pollution Control District and South Coast Air Quality Management District comment letter to the California Air Resources Board dated September 13, 2019 re: San Joaquin Valley Air Pollution Control District & South Coast Air Quality Management District Comments on the Discussion Draft of the Low Carbon Transportation Funding Plan.



November 26, 2019

Mr. Ian MacMillan
Mr. Victor Juan
South Coast Air Quality Management District
21865 Copley Drive
Diamond Bar, CA 91765

Re: Comments on the November 13th Warehouse Indirect Source Rule Working Group

Dear Mr. MacMillan, Mr. Juan, and South Coast Air Quality Management District Staff:

Clean Energy appreciates the opportunity to comment on the latest staff presentation provided during the November 13th Warehouse Indirect Source Rule (ISR) Working Group. We also would like to commend South Coast Air Quality Management District (AQMD) staff on your collective efforts to seek deeper NO_x reductions from mobile sources that demonstrably have a disproportional impact upon the South Coast Air Basin and its disadvantaged communities. If the South Coast is ever to reach clean air attainment under the federal Clean Air Act's ozone standards or improve upon the health of impacted communities, the AQMD must be in the best position to transition the basin's fleet to near zero and, as they become available, zero emission medium and heavy-duty truck strategies.

3-1

As a long-time partner of the AQMD, we offer our support and provide the following comments and recommendations designed to improve upon the agency's ability to move regional warehouse operations toward a cleaner future.

The following comments are being made after review of the newly proposed language:

Warehouse Size Must be Clarified in Rule Language:

Clean Energy recommends that language referring to warehouse size be consistent with the calculations on warehouse size made throughout the document. To do so, we recommend changing the draft language's references to warehoused size located in the AQMD from:

"with greater than 100,000 square feet of indoor floor space in a single building"

to:

"with equal or greater than 100,000 square feet of indoor floor space in a single building"

Instances where "equal or" should be amended into the draft rule's language are on pages: 2305-1, section (b); 2305-3, section (d)(1); and, 2305-7, section (e)(1)(A).

3-2

Implementation of Warehouse Rule based on Warehouse Size

Staff is recommending that this rule be phased in over a three-year period covering 2021-2023 based on three warehouse sizes: $\geq 250,000$ sq. ft. (2021); $\geq 150,000$ sq. ft. (2022), and $\geq 100,000$ sq. ft. (2023). Clean Energy questions why there would be any delay in adopting mitigation measures for sources of pollution at warehouses, especially when the South Coast Air Basin needs to come into attainment with the federal Clean Air Act for ozone in 2023. Given this sense of urgency, it seems to make more sense to require all warehouses equal or greater than 100,000 sq. ft. subject to rule starting in July of 2021. In that way, the rule may see some economies of scale benefits come into play over compliance costs if more, not less, regulated warehouses need to purchase advanced clean trucks and other warehouse mitigation strategies to meet rule obligations. Has staff done any type of analysis as to what the benefits and costs would be to stretch out this rule as currently proposed? Given the enormous costs associated with air pollution and the real possibility of federal sanctions if we fail to meet federal attainment deadlines under the Clean Air Act, it would make more sense for AQMD to implement this rule forward as soon as possible.

3-3

Other Considerations for Rule Acceleration

As staff develops values for WAIRE points, another way to accelerate proactive action would be to reward early action. For example, actions done in advance by warehouse owners or operators who do not currently have any WAIRE obligations would receive a multiplier of WAIRE points that could be used toward compliance. This option certainly should be considered if staff insists on staggering warehouse compliance of the regulation based on size. One recommendation would be, actions taken two years in advance of obligations receive a 2X multiple and actions taken one year in advance would receive a 1.5X multiple.

3-4

Default WATTs Calculation due to a Force Majeure

Staff suggests that if a warehouse operator fails to know the number of annual truck trips made to a warehouse due to a force majeure or for whatever reason, a default WATTs calculation shall be used to determine an owner or operator's compliance requirements. Such calculations should be used only as a last resort and be heavily weighted in favor of public health. In other words, a default WATTs calculation should be set in such a way that a warehouse owner or operator would prefer to voluntarily report out the actual WATTs values at each warehouse facility over taking the default WATTs calculation. This principle would be similar to default pathways established under the Low Carbon Fuel Standard (LCFS) whereas the default would not generate the level of credits that one would normally expect at a fuel production facility. By doing so, the producer is motivated to submit a detailed pathway to maximize a plants low carbon fuel accreditation.

3-5

Mitigation Fee

Although no fee has been set by Staff in the proposed language, it goes without saying that such a fee must serve as a real deterrent to a warehouse owner or operator who would otherwise opt to violate the rule if the penalty was inconsequential. We will be very interested in the rationale behind whatever figure staff ultimately proposes for the \$XX amount for each WAIRE point.

3-6

Warehouse Activities Definition

We are concerned about the potential abuse that could occur if staff allows supporting office administration, maintenance or manufacturing areas within a warehouse, etc., not count as warehouse activities. It is quite possible that such areas could be created permanently or temporarily to intentionally avoid obligations under the proposed warehouse rule. Further, the AQMD's ability to enforce and prosecute those who take advantage of this loophole with fraudulent intent would be a challenge for Staff. We highly recommend the removal of these exemptions to warehouse activities.

3-7

Near-Zero Emission (NZE) Trucks Definition

We strongly support this definition as it ensures that the rule will put the cleanest low NOx truck option onto the South Coast Air Basin's roads.

3-8

WAIRE Menu

We highly recommend the following changes to the WAIRE Menu to make sure that the AQMD achieves meaningful reductions in air pollution from warehouse operations.

- Acquire ZE/NZE Truck: Support
- NZE/ZE Truck Visits: Support
- Acquire ZE Yard Truck: Support if amended to include NZE Yard Truck to this item as NZE trucks, as defined by the rule, now come in 6.7L, 8.9L and 11.9L engine options.
- Install Onsite ZE Charging or Fueling Stations: Oppose. We recommend this option's removal from the WAIRE menu. The usage of such stations at the facility is what helps achieve emissions reductions at a warehouse. The actual act of installing a charging or fueling station does not reduce emissions in or around a warehouse if there is no volume exhibited. This action therefore should not receive WAIRE credit.
- Use Onsite ZE Charging or Fueling Stations: Oppose unless amended to include NZE fueling stations. Clean Energy believes that the state LCFS already incentivizes the use of low carbon charging or fuel use by volume. However, if staff elects to maintain this action item under the WAIRE menu, it should also include the usage of renewable fuel at NZE fueling stations located at or near warehouses. The value of the WAIRE credit value should also be determined by the CI value of the renewable fuel at a charging or fueling station using the CI values under the California Air Resources Board's LCFS program.
- Install Onsite Energy Systems: Oppose. We recommend removing this action from the WAIRE menu as it does nothing to reduce air pollution at warehouse facilities which is the rule's objective.
- Use Onsite Energy Systems: Oppose. We recommend removing this action from the WAIRE menu as it does not actually reduce air pollution at a warehouse which is the rule's objective.
- Community Benefits: Support. Any action that better informs the community on the health risks and impacts is important information to collect and share with the community.

3-9

3-10

3-11

3-12

3-13

Conclusion:

Clean Energy would like to thank and support AQMD staff's efforts to develop a meaningful Warehouse ISR. If possible, we would like to meet with you to discuss the above amendments and recommendations in person prior to the next Warehouse Workshops in December.

3-14

Also, if you should have any questions or would like to have further input from our team, please do not hesitate to contact me directly.

Sincerely,



Todd R. Campbell
Vice President, Public Policy and Regulatory Affairs

**CENTER FOR COMMUNITY ACTION & ENVIRONMENTAL JUSTICE
EARTHJUSTICE
EAST YARD COMMUNITIES FOR ENVIRONMENTAL JUSTICE
LEADERSHIP COUNSEL FOR JUSTICE & ACCOUNTABILITY
LONG BEACH ALLIANCE FOR CHILDREN WITH ASTHMA
NATURAL RESOURCES DEFENSE COUNCIL
SAN PEDRO & PENINSULA HOMEOWNERS COALITION
SIERRA CLUB
TEAMSTERS LOCAL 1932
WAREHOUSE WORKER RESOURCE CENTER**

December 6, 2019

Ian MacMillan
Planning and Rules Manager
South Coast Air Quality Management District
21865 Copley Drive
Diamond Bar, CA 91765

Re: Comments on Preliminary Draft Warehouse Indirect Source Rule (Proposed Rule 2305)

Dear Mr. MacMillan:

On behalf of the undersigned coalition of community and environmental organizations, we submit these comments on the preliminary draft warehouse indirect source rule proposed by South Coast Air Quality Management District staff during the November 13, 2019 meeting of the warehouse working group. Our coalition is actively involved in this group because communities adjacent to warehouses are consistently and disproportionately harmed by the freight industry every day. We have advocated *for years* for a strong and equitable warehouse rule that will achieve necessary emissions reductions. Indeed, it is well past time for the warehouse industry to see effective and meaningful regulation, and to finally be a good neighbor to the communities burdened by dirty air and unacceptable health risks. The Air District must therefore use this opportunity to pass a strong rule that advances both short- and long-term solutions for the air quality and health crises caused by this industry. The health burden placed on current and future generations of children, pregnant mothers, and our elders and families as a whole must stop now. The time for delay is long over.

4-1

While we appreciate the robust work done so far to develop a strong warehouse rule, and commend the Air District's decision to move away from a credit trading program that would simply amount to pollution trading and we know would not work, the draft rule can do more to better reflect the reality of warehouse operations and the pollution crisis in the region. The Inland Empire has seen a proliferation of these facilities in recent years, and the Southern California Association of Governments projects even more warehouse space will be built or retrofitted in

4-2

the future.¹ These facilities continue to be sited in neighborhoods throughout the South Coast air basin that routinely show high levels of ozone and fine particulate matter. In fact, the region continues to rank as one of the most polluted areas of the country, recently receiving an "F" from the American Lung Association for ozone and fine particulate matter pollution.² After operating for years under a business model that places industry over our health, this industry must be held accountable for business decisions that contribute to consistent and toxic pollution in our neighborhoods.

4-2
(continued)

And there is no question that the Air District can ensure accountability here, under its considerable legal and regulatory authority to develop a strong warehouse rule that tackles the freight pollution crisis. Under the California Health and Safety Code, the Air District is expressly required to provide a warehouse facility-based measure that addresses "high-level, localized concentrations of pollutants" throughout the South Coast air basin.³ Thus, we request that Air District staff update the draft rule to reflect our comments below prior to submitting it to the Air District's Governing Board for adoption in May 2020.

I. The Rule Must Apply to Warehouses 100,000 Square Feet or Larger in Size.

Throughout the draft rule, the language indicates it applies to warehouses that are either greater than 100,000 square feet in size, or greater than *or equal to* 100,000 square feet, shifting between the two interchangeably. (Compare Proposed Rule 2305(b), (d)(1), and (e)(1)(A) with Proposed Rule 2305(d)(1)(C), (e)(3)(A).) Given that the former option likely exempts from the rule many facilities that the rule actually intends to cover, the final rule should clearly and consistently state it applies to warehouses that are greater than or equal to 100,000 square feet.

4-3

In addition, the draft rule defines a warehouse as a "facility consisting of one or more buildings that stores cargo," yet notes it only applies to "a single building" that meets its size requirements. (Proposed Rule 2305(b), (c)(22).) We have seen many facilities in our communities that consist of smaller buildings clustered near each other, however, with one operator running all the warehousing activities in each building. A limitation to single buildings thus may not reflect the reality of warehouse operations, and may again unintentionally exempt certain facilities that should be regulated. The final rule must account for warehousing activities spanning several neighboring buildings that together may meet the 100,000 square feet requirement.

4-4

II. The Points Compliance Obligation Must Reflect the Disproportionate Impacts on Environmental Justice Communities.

The specifics of the warehouse points compliance obligation are still left largely undefined in the draft rule. The stringency value, annual variable, and points for each menu item are critical to creating a strong rule, and we anticipate participating in the technical working

4-5

¹ So. Cal. Assn. of Governments, [Industrial Warehousing in the SCAG Region](#) (Apr. 2018) at p. 81.

² Am. Lung Assn., [State of the Air 2019](#) at pp. 69-70.

³ Health & Saf. Code, § 40440(b)(3).

group and providing more detailed comments once these factors are defined. We want to ensure at this point, however, that the points obligation for each warehouse accounts for nearby sensitive receptors, and that facilities located in environmental justice communities and/or neighbor sensitive receptors must receive a higher points obligation. A just and equitable warehouse rule must ultimately aid in region-wide emissions reductions and avoid approaches that could allow for picking winners and losers, with some communities getting cleaner air and others not. A compliance obligation that reflects the disproportionate impacts faced by disadvantaged communities will be effective in ensuring warehouses clean up their pollution in *all* communities.

4-5
(continued)

The draft rule further fails to specify exactly how warehouse owners and operators will determine their final points compliance obligation each year. We presume the Air District will provide owners and operators their precise obligation using the equation in Proposed Rule 2305(d)(1), however, the draft rule does not describe this process. We suggest the final rule lay out the process, including how and when the Air District will communicate the final obligation, in order to ensure consistency in the rule's application.

4-6

Finally, and again for the sake of clarity, the final rule should also define "sensitive receptors" as used in the table of menu items, e.g., residential areas, schools, hospitals, daycare facilities, nursing homes, parks, or other areas where occupants are more susceptible to the negative impacts of pollution.

4-7

III. The Mitigation Fee Option Should Be Minimal.

As with the points compliance obligation, the draft rule does not specify the mitigation fee rate. (Proposed Rule 2305(f).) Yet it is imperative that the mitigation fee option not become a "pay to pollute" alternative, with facilities simply paying their way out of their compliance obligation each year rather than investing in the on-site menu items. The current draft rule language seems to allow for just such an alternative, simply making the fee progressively more expensive each year that an operator fails to meet its compliance obligation using on-site menu items. Unfortunately, we have seen time and time again that the industry would rather pay more than change their operations or invest in meaningful emissions reduction measures. Thus, the final rule must properly limit the role of a mitigation fee in an operator's compliance obligation.

4-8

To that end, the mitigation fee must appropriately cost more than the menu options in order to incentivize on-site investments, and the points generated per dollar must be further discounted for those facilities located near sensitive receptors and/or in environmental justice communities. The final rule should also specify how and where the mitigation fees generated each year will be used. Given that our members bear the brunt of this industry's operations, we expect such fees will fund emissions reduction projects in our communities.

4-9

IV. The Freight Sector Must Move to Zero-Emissions.

We want to be abundantly clear that our community members want zero-emissions technology as part of any warehouse rule, in order to truly address the air quality and health crises caused by the warehouse industry. Any investment in "near-zero" equipment and

4-10

infrastructure at this point is counterproductive and should not be included in this rule. The on-site menu items still include the purchase of near-zero trucks as one of many options to earn points, yet near-zero technologies ultimately delay the development and implementation of the zero-emissions equipment necessary to clean up pollution in our communities.

We continue to hear industry representatives push near-zero technology in our working group meetings, but near-zero is often used as code for traditional combustion technologies burning methane gas. These technologies provide no bridge to advancing zero-emissions technologies, and ultimately create barriers to the transition to and implementation of zero-emissions infrastructure. Moreover, the communities listed on this letter are those that bear the brunt of the natural gas and oil infrastructure that supports these combustion technologies. These communities do not want the continued negative climate and health impacts that accompany the propagation of fossil fuel technology, equipment, and infrastructure.

4-10
(continued)

Near-zero advocates talk about their technologies being available now as an argument why the region should invest robustly in natural gas infrastructure and vehicles. We remind the Air District that zero-emissions technologies are developing rapidly and by the time compliance obligations start for this rule, we expect significant further developments in the zero-emissions technologies space.

4-11

The freight sector must move to zero-emissions to meet not only our greenhouse gas reduction targets, but also to be consistent with the directives and plans adopted at the regional, State, and even global level. Indeed, the transition to zero-emissions will happen, and the Air District is wise to begin planning and demonstrating a clear foundation for it.

4-12

V. The Final Rule Must Address CEQA Obligations.

The draft rule does not address the interplay between compliance with the final warehouse rule, and facilities' compliance with obligations under the California Environmental Quality Act (CEQA). Yet we anticipate seeing future CEQA documents where warehouse owners and operators claim they will address air pollutant emissions, for example, through the warehouse rule, thereby punting their CEQA obligations rather than properly analyzing and mitigating the impacts of their projects through the CEQA process. The Air District must clarify and formalize in the final rule that owners and operators cannot use future compliance with this rule as satisfying CEQA's disclosure and mitigation requirements, regardless of the warehouse rule's application.

4-13

VI. Our Communities Cannot Afford Further Delays in the Rulemaking Process.

The warehouse rule should have been before the Air District's Governing Board in December of this year. Instead, the rule is now tentatively scheduled to go to the Governing Board in mid-2020. We cannot keep pushing the adoption of this rule further into the future, even as pollution continues to envelop our communities. We want to remind the Air District that we expect a finalized and adopted warehouse rule by May 2020.

4-14

We appreciate your consideration of these comments, and reiterate our support for the important work done so far to develop a meaningful warehouse rule. We look forward to working with the Air District to lift up the voices of our community members and tackle the harms caused by the warehouse industry.

4-15

Sincerely,

Adrian Martinez
Michelle Ghafar
Earthjustice

Andrea Vidaurre
Center for Community Action & Environmental Justice

Taylor Thomas
East Yard Communities for Environmental Justice

Rebecca Zaragoza
Leadership Counsel for Justice & Accountability

Sylvia Betancourt
Long Beach Alliance for Children with Asthma

Heather Kryczka
Natural Resources Defense Council

Peter M. Warren
San Pedro & Peninsula Homeowners Coalition

Carlo De La Cruz
Sierra Club

Randy Korgan
Teamsters Local 1932

Sheheryar Kaoosji
Warehouse Worker Resource Center

cc:

Chair Burke and Members of the Committee
Mobile Source Committee
South Coast Air Quality Management District

Wayne Natri
Executive Officer
South Coast Air Quality Management District



December 6, 2019

Ian MacMillan
Planning & Rules Manager
South Coast Air Quality Management District
21865 Copley Drive
Diamond Bar, CA 91765
Via email - imacmillan@aqmd.gov

Re: First Draft of Proposed Rule 2305 – Warehouse Indirect Source Rule

Dear Mr. MacMillan:

Thank you for the opportunity to review and provide comments on the first draft of the South Coast Air Quality Management District (SCAQMD) Facility Based Mobile Source Measure – Warehouse Indirect Source Rule (Warehouse ISR). We appreciate how much work you and the other SCAQMD staff have put into this proposed rule, and look forward to continuing to work with you on an effective rule for full implementation.

5-1

Founded in 1971, the Coalition for Clean Air protects public health, improves air quality, and prevents climate change. We submit these comments in the hopes that they will be taken in the cooperative spirit in which they are offered.

I. Necessary Details of Warehouse Actions and Investments to Reduce Emissions (WAIRE) Program Must Be Clarified

Under section (d) (1) (A) Requirements, the SCAQMD has left much undefined and without the ability for the public to determine how the WAIRE points will be calculated. The equation to calculate annual WAIRE program points required per warehouse includes the following:

$$WPCO = WATTs \times Stringency \times (Annual Variable)$$

However, “Stringency” is completely undefined, leaving interested members of the public wondering exactly how SCAQMD will calculate the required WAIRE points according to its own equation. Similarly, the “Annual Variable” is to be determined according to Table 1 (Proposed Warehouse ISR, 2305-11). When reviewing Table 1, however the Annual Variables in that table are also undefined.

5-2

Without hypothetical or placeholder values to insert into SCAQMD’s proposed equation, it is impossible to determine what a proposed WAIRE point value would be for warehouses. Without some indication of what SCAQMD is proposing for both Stringency values and Annual Variables, the first draft of the Warehouse ISR is frustratingly vague and ambiguous. We hope that these values will be much

more fully fleshed out by SCAQMD staff before our next Warehouse ISR meeting on Tuesday, December 10.

5-2
(cont.)

II. The Initial Requirement Dates Are Too Far Out

In table 2, the initial reporting dates are listed as follows:

Warehouse Size (sq. ft.)	Initial Reporting Date
Greater than or equal to 250,000	July 30, 2021
Greater than or equal to 150,000	August 2, 2022
Greater than or equal to 100,000	August 1, 2023

5-3

However, from the draft rule, it is unclear why such a large range of reporting dates is included. If the rule is voted upon and implemented next year, why would smaller warehouses have approximately three years to provide their initial reports? Why can't the warehouses be required to report their initial information sooner, so that the SCAQMD can begin implementation expeditiously? I hope this can be addressed at our next Working Group Meeting.

III. The Mitigation Fees Must be Increased Annually by a Larger Percentage

Again, as with the values of the equation discussed above, the proposed rule provides no value for each WAIRE point. (Proposed ISR, 2305-9, section (f)(1).) Further, the SCAQMD proposes that if a warehouse operator does not complete at least 50% of their WAIRE points obligation, the mitigation fee will rise by 10% the following year. (Proposed ISR, 2305-9, 10, section (f)(2).) We propose that the fee rise by **20%** in the event of deficient compliance in a WAIRE year. This way, the operator will have even more incentive to comply with the WAIRE compliance rule. This is also to ensure that warehouse operators will simply pay the mitigation fee rather than make good faith efforts to comply with the WAIRE points SCAQMD rule.

5-4

5-5

Conclusion

Again, we appreciate the opportunity to comment and provide constructive criticism on the SCAQMD proposed Warehouse ISR. We understand that an element of uncertainty is part of the development of the Warehouse ISR, as it is new to SCAQMD. However, to make the rulemaking meaningful to public stakeholders, SCAQMD must do a better job of providing enough information about the proposed Warehouse ISR so that we can have appropriate input into it. In its current form, it is very difficult to determine if the proposed Warehouse ISR has developed a useful way to measure WAIRE points for warehouses in the South Coast Basin.

5-6

Sincerely,

Jerilyn López Mendoza

Jerilyn López Mendoza
Senior Policy Advocate



Kevin Maggay
Energy and Environmental Affairs
555 W. 5th Street
Los Angeles, CA 90013

tel: 213-244-8192

Email: kmaggay@semprautilities.com

December 6, 2019

Mr. Ian MacMillan
21865 Copley Drive
Diamond Bar, CA 91765
Transmitted to: imacmillan@aqmd.gov

Re: PROPOSED RULE 2503 - WAREHOUSE INDIRECT SOURCE RULE

SoCalGas appreciates the opportunity to comment on the South Coast Air Quality Management District (SCAQMD) Proposed Rule 2305: Warehouse Indirect Source Rule (ISR) – Warehouse Actions and Investments to Reduce Emissions (WAIRE) Program (Proposed Rule). SoCalGas would like to offer the following comments for consideration for the Proposed Rule.

6-1

WAIRE Points Should Prioritize State Implementation Plan (SIP) Creditable Actions and Investments.

The Working Group presentation given on November 13, 2019, states that the number of WAIRE points earned for each menu item will be based on cost, direct emission reduction, and local benefit. While these are important considerations, SoCalGas recommends that SIP creditable emission reductions also be a top priority when determining WAIRE point values. Warehouse ISRs and the other Facility Based Mobile Source Measures were identified as control strategies in the 2016 Air Quality Management Plan to meet the 2023 attainment deadline for ozone. This can only be achieved through SIP creditable emission reductions. While other actions or investments that reduce exposure or enable emission reductions, such as installing filtration systems or electric vehicle chargers, are beneficial, they do not help to achieve the purpose of the Facility Based Mobile Source Measures of producing emission reductions that can be counted towards the SIP. Therefore, SIP creditable reductions should be prioritized.

6-2

Early Actions Should Receive Weighted WAIRE Points

With the federal Clean Air Act ozone attainment deadline quickly approaching in 2023, it is important to achieve as many emission reductions as possible and as soon as possible to meet attainment. Early action would be those that can be deployed immediately with commercially available technologies, such as heavy-duty trucks that meet the California Air Resources Board Optional Low Nitrogen Oxide (NOx) standard of 0.02 grams per brake horsepower hour. Early SIP creditable actions should be given weighted WAIRE points to encourage early action.

6-3

A Standardized Process to Add Actions and Investments to the WAIRE Menu Should be Developed

The WAIRE menu included in the Proposed Rule language contains only nine actions and investments that receive WAIRE points. While this is the first version and will certainly be expanded, SoCalGas recommends developing a continuous, standardized process to add items to the WAIRE menu. A standardize process may include:

- Streamlined application process.
- Technical review committee with regularly scheduled meetings.
- Acceptance guidelines.
- Minimum requirements/criteria guidance document

6-4

Providing requirements and WAIRE point methodologies will give technology developers and solution providers an opportunity to pursue solutions with some amount of certainty that it will be eligible for WAIRE points.

Hydrogen Production Should Receive Additional WAIRE Points

Hydrogen fueling is mentioned in the WAIRE menu, which will achieve emission reductions for the WAIRE program. In addition to fueling, onsite hydrogen production should generate additional WAIRE points. Producing hydrogen on site reduces emissions from transporting the fuel and is a significant financial investment.

6-5

Natural Gas Fueling Infrastructure Should be Included in the WAIRE Menu

The WAIRE Menu includes the addition of alternative fuel infrastructure and specifically states electric and hydrogen infrastructure. Gas infrastructure should also be eligible to generate WAIRE points. Natural gas trucks are the only commercially available Class 8 trucks suitable for goods movement. Supporting the immediate deployment of Low NOx natural gas trucks would significantly assist the region to meeting the 2023 attainment deadline.

6-6

Thank you again for the opportunity to comment on the Proposed Regulation. If you have any questions, please feel free to contact me.

6-7

Respectfully submitted,



Kevin Maggay
Energy and Environmental Affairs Program Manager

To: Ian MacMillan and Victor Juan, South Coast Air Quality Management District
From: Britta McOmber, UCLA Luskin Center for Innovation
Date: December 6, 2019
RE: Proposed Rule 2305 Warehouse Indirect Source Rule - Warehouse Actions and Investments to Reduce Emissions (WAIRE) Program

LCI commends the South Coast Air Quality Management District for crafting a Warehouse Indirect Source Rule. We would like to support SCAQMD in development of the final rule that would reduce GHG emissions and harmful diesel emissions from associated heavy-duty truck (HDT) traffic while incentivizing the transition to the cleanest available HDTs. We believe a well-designed Warehouse ISR could improve air quality, public health, and quality of life for communities with concentrated warehousing development. Our potential ability to help quantifiably estimate some of these benefits will depend on the level of specificity available from SCAQMD pertaining to the proposed rule. Thus, please consider these questions for future revisions and workshops of Proposed Rule 2305.

7-1

Sensitive Receptors and Local Benefit Weighting

We would appreciate a better understanding of how the rule will define “Sensitive Receptors” within (c) Definitions. Working group meetings^{1, 2} have discussed the proximity of warehouses to sensitive receptors as an important component of the weighted Localized Benefit in the equation that will determine the value of WAIRE points. There should be a clear definition of this term in the draft rule itself, as it is referenced in the WAIRE Menu. The definition could include a specific description of the populations most vulnerable to the impacts of poor air quality (who), and the types of land uses or facilities where vulnerable populations are located or concentrated (type). SCAQMD could further consider a definition of what is meant by “Local Benefit” in the draft rule; for example, defining the distance from a warehouse at which Sensitive Receptors would influence the value of WAIRE Points (proximity).

7-2

1. Will “Sensitive Receptors” and/or “Sensitive Sites” be defined under (c) Definitions in a future version of Proposed Rule 2305?
2. Will “Sensitive Receptors” be defined separately from “Residential Receptors” and “Worker Receptors”? Does SCAQMD intend to include “Residential Receptors” and “Worker Receptors” as components of the weighted Localized Benefit?
3. When is the expected timeline for release of the Supplemental Handbook that will include default calculations of Costs, Local Benefits, and Direct Emission Reductions for each menu item?

7-3

7-4

¹ Facility-Based Mobile Source Measures Warehouse Working Group. (Aug 23, 2019). *South Coast Air Quality Management District*.

² Facility-Based Mobile Source Measures Warehouse Working Group. (Sep 19, 2019). *South Coast Air Quality Management District*.

Reporting, Notification, and Recordkeeping

We are not aware of text in the draft rule regarding who bears the responsibility of identifying or reporting the number of “Sensitive Receptors” in close proximity to warehouses and distribution centers. It would be useful to specify the role of SCAQMD or some other independent entity in doing so under a uniform approach. This metric could follow the format of other initial site information required in the report, including the number, type, and proximity of Sensitive Receptors (i.e., there are two schools within one mile of the Facility A).

7-5

4. Will identification of “Sensitive Receptors” be the responsibility of SCAQMD staff, the responsibility of the warehouse owner/operator, or another entity?

Transferring WAIRE Points to a Different Warehouse

We also have a question about Section (d)(3)(A) Transferring WAIRE Points to a Different Warehouse. It states “If a warehouse operator conducts warehousing activities at more than one warehouse, then WAIRE Points earned for one warehouse may be used at the other warehouse(s) under the operational control of that same warehouse operator. Only those points that are earned in excess of a warehouse operator’s WAIRE Points Compliance Obligation at that site may be transferred. Any WAIRE Points transferred to a different warehouse shall be calculated using the values specified in the WAIRE Menu in Table 3.” We are unsure if this provision could unintentionally weaken a key goal underpinning the Rule, namely the *local* in “[t]o facilitate local and regional emission reductions through actions and investments at warehouses.”³

7-6

5. Could there be some mechanism or language added to this section of the Proposed Rule that would restrict the transferring of WAIRE Points between warehouses with the same operator in a way that maximizes local benefits?

Transparency

Finally, an attendee of the November 13th Warehouse ISR working group raised a question about transparency of Proposed Rule 2305: What information from the Annual WAIRE Reports would be available to the public? While we appreciate there may be industry-sensitive information in the Annual Reports that warehouse owners/operators may want to protect, LCI as a public serving research entity would appreciate having access to information about the associated investments. We also recognize that it is important that communities with high concentrations of warehousing activities and residents in close proximity to warehouses have the ability to know which warehouse owners/operators are, and are not, in compliance with the Rule.

7-7

³ Facility-Based Mobile Source Measures Warehouse Working Group. (Sep 19, 2019). “Warehouse ISR Working Group.” South Coast Air Quality Management District. Slide 28.

Thank you for your substantial effort to prepare the Proposed Warehouse Indirect Source Rule. I also appreciate the consideration of SCAQMD staff in reviewing these questions, and look forward to further discussions and working group meetings on the content of the rule.

7-8

Sincerely,

Britta McOmber
Staff Researcher, Luskin Center for Innovation
UCLA Luskin School of Public Affairs
3323 Public Affairs Building, Box 951656
Los Angeles, California 90095
Office: (310) 825-7202
Email: bmcomber@luskin.ucla.edu

**CENTER FOR COMMUNITY ACTION & ENVIRONMENTAL JUSTICE
EARTHJUSTICE
EAST YARD COMMUNITIES FOR ENVIRONMENTAL JUSTICE
SIERRA CLUB
TEAMSTERS LOCAL 1932**

January 24, 2020

Chair Burke and Members of the Committee
Mobile Source Committee
South Coast Air Quality Management District
21865 Copley Drive
Diamond Bar, CA 91765

Re: Comments on Preliminary Draft Warehouse Indirect Source Rule (Proposed Rule 2305)

Dear Chair Burke and Members of the Committee:

On behalf of the undersigned coalition of community and environmental organizations, we submit these comments on the preliminary draft warehouse indirect source rule that is before your Committee. Our coalition represents the communities who live and work adjacent to warehouses and who are consistently and disproportionately harmed by the freight industry every day. After years of advocating for a strong and equitable warehouse rule that will achieve necessary emissions reductions, our communities can no longer afford a business model that places industry over our health. We need our Air District to use its considerable legal and regulatory authority to develop a strong warehouse rule that tackles the region's freight pollution crisis. Indeed, the warehouse industry must be held accountable for business decisions that contribute to consistent and toxic pollution in our neighborhoods.

8-1

As this Committee hears updates today on the progress of the warehouse rule, we provide the following input for the Committee's additional consideration:

I. The Freight Sector Must Move to Zero-Emissions.

As we have repeatedly emphasized to Air District staff, our community members expect zero-emissions technology as part of any warehouse rule, in order to truly address the air quality and health crises caused by the warehouse industry. Any investment in "near-zero" equipment and infrastructure at this point is counterproductive and should not be included in this rule. Although we commend the staff's decision to not grant points for near-zero infrastructure in the "WAIRE" menu of in-site investment items, the current menu still includes the purchase of near-zero trucks as one of many options to earn points toward compliance. In addition, we are deeply concerned that zero-emissions truck trips earn the same number of points as near-zero truck trips in the current menu. Given that the lion's share of air quality benefits from the rule stem from the use and operation of trucks, zero-emissions trucks must be elevated and granted a greater points value in the final menu. Near-zero technologies only delay the development and implementation of the zero-emissions equipment necessary to clean up pollution in our communities.

8-2

We continue to hear industry representatives push near-zero technology in our working group meetings, but near-zero is often used as code for traditional combustion technologies burning methane gas. These technologies provide no bridge to advancing zero-emissions operations, and ultimately create barriers to the transition to and implementation of zero-emissions infrastructure. Moreover, the communities listed on this letter are those that bear the brunt of the natural gas and oil infrastructure that supports these combustion technologies. These communities do not want the continued negative climate and health impacts that accompany the propagation of fossil fuel technology, equipment, and infrastructure.

8-3

Near-zero advocates talk about their technologies being available now as an argument why the region should invest robustly in natural gas infrastructure and vehicles. We remind the Air District that zero-emissions technologies are developing rapidly and by the time compliance obligations start for this rule, we expect significant further developments in the zero-emissions technologies space. We must take this opportunity to elevate zero-emissions technology and infrastructure in this rule—and begin phasing out near-zero—in order to ensure effective and meaningful regulation of the warehouse industry.

8-4

The freight sector must move to zero-emissions to meet not only our greenhouse gas reduction targets, but also to be consistent with the directives and plans adopted at the regional, State, and even global level. Indeed, the transition to zero-emissions will happen, and the Air District is wise to begin planning for it.

8-5

II. The Points Compliance Obligation Must Reflect the Disproportionate Impacts on Environmental Justice Communities.

The specifics of the warehouse points compliance obligation are still being finalized in the warehouse working group. The stringency value, annual variable, and points for each menu item are critical to creating a strong rule, and we anticipate providing more detailed comments as these factors are further developed. We want to ensure at this point, however, that the points obligation for each warehouse accounts for nearby sensitive receptors, and that facilities located in environmental justice communities and/or neighbor sensitive receptors must either receive a higher points obligation or attain zero-emissions operations on an accelerated timeline. A just and equitable warehouse rule must ultimately aid in region-wide emissions reductions and avoid approaches that could allow for picking winners and losers, with some communities getting cleaner air and others not. A compliance obligation that reflects the disproportionate impacts faced by disadvantaged communities will be effective in ensuring warehouses clean up their pollution in *all* communities.

8-6

Although the preliminary draft rule does not define "sensitive receptors," any final rule should include a definition that encompasses residential areas, schools, hospitals, daycare facilities, nursing homes, parks, or other areas where occupants are more susceptible to the negative impacts of pollution. Thus, for example, the rule would require that any facilities built near schools receive a greater warehouse points compliance obligation, or attain zero-emissions operations faster. Whether by its stringency or accelerated implementation, the rule must accommodate an evolving points system that truly reflects the reality of warehouse operations in the region.

8-7

We also note that the current menu of on-site investment items does not include designated on-site resting areas for workers and truck drivers that prevent parking and idling in nearby communities. This item would address one of the major impacts of freight operations in our communities.

8-8

III. Our Communities Cannot Afford Further Delays in the Rulemaking Process.

The warehouse rule should have been before the Air District's Governing Board in December of this past year. Instead, the rule is now tentatively scheduled to go to the Governing Board in mid-2020. We cannot keep pushing the adoption of this rule further into the future, even as pollution continues to envelop our communities. We want to remind the Air District that we expect a finalized and adopted warehouse rule by May 2020. We appreciate the Air District's staff pushing hard on this rule, and we encourage Committee members to support staff meeting the May 2020 deadline given the importance of this rule.

8-9

We appreciate your consideration of these comments, and appreciate the robust work done so far to develop a meaningful warehouse rule. We look forward to working with the Air District to lift up the voices of our community members and tackle the harms caused by the warehouse industry.

8-10

Sincerely,

Adrian Martinez
Michelle Ghafar
Earthjustice

Andrea Vidaurre
Center for Community Action & Environmental Justice

Taylor Thomas
East Yard Communities for Environmental Justice

Carlo De La Cruz
Sierra Club

Randy Korgan
Teamsters Local 1932

cc:

Wayne Nastri
Executive Officer
South Coast Air Quality Management District

Ian MacMillan
Planning and Rules Manager
South Coast Air Quality Management District

January 15, 2020

Mr. Ian MacMillan
Mr. Victor Juan
South Coast Air Quality Management District
21865 Copley Drive
Diamond Bar, CA 91765

Re: Comments on the December 10 Warehouse Indirect Source Rule Working Group

Dear Mr. MacMillan, Mr. Juan, and South Coast Air Quality Management District Staff:

Clean Energy appreciates the opportunity to comment on the latest staff presentation during the Warehouse Indirect Source Rule (ISR) Working Group on December 10, 2019. We would like to provide the following comments on the proposed WAIRE point system:

9-1

WAIRE methodology must prioritize actual, quantifiable and SIP creditable emissions reductions.

We believe there is too much emphasis in the proposed WAIRE menu system to make investments that do not necessarily result in real, tangible, and quantifiable emissions reductions. Given that the South Coast airshed must reach federal clean air attainment standards in less than 3 years, WAIRE points should be focused and heavily weighted on the emissions reduction side of the equation.

We therefore recommend that AQMD staff place greater emphasis and weight on the action side of the menu and less on the investment side of the menu. We would also recommend that WAIRE points allocated toward investments be held until the regulated party can demonstrate to AQMD staff that the investment is helping the related facility to generate WAIRE points on the action side of the menu.

Using your example on slide 5, company A makes a \$20K investment but cannot demonstrate a regional emissions reductions or local benefit.

9-2

Company B makes a \$20K investment and can demonstrate a 60 lb. NOx reduction and a 0.4 DPM reduction.

Under our proposal, company A would be eligible for 1 WAIRE point but does not receive that WAIRE point until company A can demonstrate to AQMD staff that the investment was being used as intended. Company B, however, would receive 5 WAIRE points because company B can demonstrate to AQMD staff that their investment is being used.

The last thing the South Coast air basin needs is a rule that promotes stranded asset investments that achieve no real emissions reduction. By making the credit for an investment dependent upon usage, the rule will incentivize the regulated party to proactively plan for



system installation and usage in advance. The way the WAIRE system is currently proposed, the AQMD staff did not develop the rule in such a way that compels the regulated party to make investments that will lead to real reductions.

9-2
(continued)

Early Adopter Bonus

We strongly encourage AQMD staff to consider an “early adopter bonus” for facilities that commit to achieving emission reductions prior to rule capture of the regulated party. While we do not have any specific recommendations on what multiplier should be used, one possible starting point could be as follows:

9-3

- 2x credit generation for actions completed 3 or more years in advance of rule capture;
- 1.5x credit generation for actions completed 2 or more years in advance of rule capture;
- 1.25x credit generation for actions completed 1 year or less in advance of rule capture.

Equal Treatment

Near-zero (defined as 0.02 NOx) should be treated equally as zero emissions technologies for onsite mitigation and under the Warehouse ISR for that matter. It is widely known that so-called zero emission strategies are not free of polluting emissions when the power generation is not from renewable sources. In fact, the South Coast Air Quality Management District expressed on numerous occasions that low NOx trucks certified at 0.02 grams NOx are essentially equivalent to zero emission battery electric trucks and buses based on the profile of the regional electrical grid. Of course, powerplants within the region are often located in disadvantaged communities and this pollution should not be overlooked. Additionally, in-state sources of renewable natural gas are increasingly coming online and have the ability of delivering up to minus 400 carbon intensity levels for low NOx trucks which could result in low NOx trucks being better on climate emissions than zero emission platforms. It is for all of these reasons that we believe the Warehouse ISR should not treat zero and near zero (low NOx trucks) any differently when it comes to credits or as options on the WAIRE menu.

9-4

Project Costs Do Not Equate to Emissions Reductions

Project cost tiers shown in the point system approach are too low if cost should be included at all. Including cost provides a path to accumulate points without a corresponding level of emissions reductions. It would be better to have an optional mitigation fee that can then be used to fund real quantifiable emission reductions. If costs are used to generate points then the costs should be amortized over the useful life of the equipment rather than upfront, and they should be awarded based on actual use of the equipment. Using cost as a point parameter may prevent the regulated party from using public funding.

9-5

Specific Comments on the Draft WAIRE Menu

- Add NZ as an option to every item that only shows ZE.
- Eliminate points for purchasing vehicles and only award points for actual use.
- Eliminate points for car charging, car charging does not eliminate DPM or other truck emissions.

9-6

9-7

9-8

- Allow trucks to be purchased by a 3rd party to address businesses that do not own/operate trucks, but they could fund 3rd party trucking companies. | 9-9
- Points should only be earned upon completion of infrastructure projects, not over incremental development milestones. Even better, infrastructure points should be earned based on use. | 9-10

Conclusion:


Clean Energy would like to thank and support AQMD staff's efforts to develop a meaningful Warehouse ISR. The development of the WAIRE menu in terms of how actions are valued, how WAIRE points are generated, and how the WAIRE menu incentivizes regulated parties to comply is critical to the rule's success. We hope AQMD staff takes our comments under full consideration so that the Warehouse ISR can achieve the maximum amount of emissions reductions in the shortest period of time. | 9-11

If you should have any questions or would like to have further input from our team, please do not hesitate to contact me directly.

Sincerely,



Todd R. Campbell
Vice President, Public Policy and Regulatory Affairs



February 12, 2020

Mr. Ian MacMillan
Mr. Victor Juan
South Coast Air Quality Management District
21865 Copley Drive
Diamond Bar, CA 91765

RE: Warehouse Indirect Source Rule

Dear Mr. MacMillan, Mr. Juan, and South Coast Air Quality Management District Staff:

Thank you for the opportunity to comment on the South Coast Air Quality Management District's (SCAQMD) development of the Warehouse Indirect Source Rule (ISR) and WAIRE program aimed at reducing and facilitating local and regional emission reductions associated with warehouses and mobile sources attracted to warehouses. The Western Propane Gas Association (WPGA) seeks to be a valuable contributor in both the development of the rule and the policies and procedures that may emerge as a result of these discussions.

10-1

WPGA would like to commend SCAQMD staff on your efforts to seek deeper NOx reductions from mobile sources that have a disproportional impact upon the South Coast Air Basin and disadvantaged communities. We believe as the South Coast strives to reach federal clean air attainment and improve upon the health of impacted communities, near-zero and low-NOx technologies using renewable fuel are the most efficient and cost-effective way to address GHG and NOx emissions, especially in the near-term.

10-2

10-3

When looking toward the future, the propane industry is investing heavily in renewable propane, derived from sustainable sources like beef tallow or vegetable oil. The carbon intensity for renewable propane is on par with that of electric and prioritizing near-zero and low-NOx technologies, such as those using renewable propane, in the ISR will play an important role by sending a signal to the market of the importance of in-state production of renewable propane and the continued production of low-NOx engines to help reduce greenhouse gas emissions for decades to come.

The Western Propane Gas Association appreciates your work in this area and hope AQMD staff take a holistic view of the role near-zero and low-NOx technologies using renewable fuels can play in reducing emissions associated with warehouses and mobile sources attracted to warehouses.

Sincerely,

Ben Granholm
Regulatory Affairs Specialist

April 9, 2020

Victor Juan, Program Supervisor
South Coast Air Quality Management District
21865 Copley Drive
Diamond Bar, CA 91765

RE: Comments on the Draft WAIRE Menu Technical Report

Dear Victor,

The Lion Electric Co. appreciates the opportunity to provide comments on the Draft WAIRE Menu Technical Report for Warehouse Indirect Source Rule (ISR). Lion strongly supports the South Coast Air Quality Management District's continued efforts to accelerate the deployment of zero-emission vehicles and infrastructure to reduce harmful GHG and criteria pollutant emissions in our state's most impacted communities.

11-1

Lion is a leading Original Equipment Manufacturer of all-electric vehicles, including zero-emission school buses and zero-emission trucks and shuttle buses, with deployments in California, New York, Massachusetts, and other states across the nation. Today, there are currently over 300 Lion electric school buses in operation in North America that have been carrying kids to school every day safely for the last three years, with over six million miles of service provided.

Please see below for our comments.

The estimated incremental cost for a Class 8 zero-emission (ZE) truck is listed as being \$150,000 in Table 2 of the draft report. However, with the average diesel Class 8 truck costing about \$150,000 and a typical ZE Class 8 truck costing roughly \$500,000 for a longer range truck (a cost more accurately outlined in Table 9), the incremental cost is actually closer to \$350,000. This is a substantial increase from the initially proposed \$150,000 and of course results in the proposed WAIRE points achieved per ZE Class 8 truck purchase being lower than reasonably expected. With a more accurate incremental cost being closer to \$350,000, this would mean that the WAIRE points earned for a ZE Class 8 truck purchase should be 14 ($\$350,000 / \$25,000 \text{ AUM} = 14$). With more WAIRE points earned by warehouses for choosing ZE truck options, not only will this incentivize warehouse owners/operators to begin transitioning their fleets to zero-emission, it will also accelerate the emissions reductions realized by the Warehouse ISR.

11-2

11-3

Lion appreciates the inclusion of the Lion8 on the list of commercially available ZE trucks on page 4 of the draft report. We would like to request the inclusion of our Class 6 and 7 electric

11-4



trucks as well – the Lion6 and Lion7. In addition, we also offer the Lion8 Tractor and Lion8 Straight-body Truck. These trucks represent our other commercial electric truck offerings and are available to suit the needs of a variety of fleets, including those that serve warehouses. Lion thanks South Coast Air Quality Management District (SCAQMD) for considering our vehicles.

The total cost of ownership (TCO) charts (Tables 7-10) present a default operating life of 12 years for all vehicle types and classes listed. As part of the operating life, a “midlife cost” is included, which is defined as a battery replacement for battery electric vehicles (BEVs). Lion would like to point out that with our three years of on-road BEV experience, we have noticed less than 0.5% rate of battery life degradation per year in our vehicles. What this means is that, at this current rate, these vehicles would not need a “midlife” battery replacement before 12 years of use because the batteries will have had only minor reductions to capacity through wear and tear. This would result in a lower TCO for BEVs as presented in Tables 8-10 specifically, because the estimated large cost of a battery replacement event would likely be factored out. In order to further protect the battery life of our vehicles, we offer a standard battery warranty of eight years, and an optional extended warranty of 12 years.

11-5

Lion strongly supports SCAQMD’s proposal to apply a multiplier of three to truck-related actions taken by warehouses to gain WAIRE points. This is an effective way to incentivize warehouse owners/operators to begin transitioning their fleets to zero-emission and to accelerate emissions reductions in the most impacted communities in the SCAQMD region. To further this, Lion respectfully recommends that the multiplier be increased to 5 for ZE truck-related actions specifically (and to keep the multiplier at 3 for near-zero emission (NZE) truck actions). This would help distinguish between the greater costs required for warehouses to acquire ZE trucks as opposed to NZE trucks, and would reward warehouse owners/operators for choosing the cleanest available technology to accelerate emissions reductions.

11-6

Lion is proud to support SCAQMD as it works to pass the Warehouse ISR. This ISR will greatly improve the air quality and health of the communities surrounding warehouses in the region and will prove a successful case study for other regions and communities across the state.

11-7


Lion appreciates the opportunity to provide comments on the Draft WAIRE Menu Technical Report and looks forward to continuing to work with SCAQMD on projects to reduce emissions in our state’s most impacted communities.

Sincerely,



Nate Baguio
Vice President of Sales





**Community Development Department
Planning Division**

14177 Frederick Street
P. O. Box 88005
Moreno Valley CA 92552-0805
Telephone: 951.413-3206
Fax: 951.413-3210

April 30, 2020

Ian MacMillan
Planning and Rules Manager
South Coast Air Quality Management District
21865 Copley Dr.
Diamond Bar, CA 91765

Subject: Comments on Draft WAIRE Menu Technical Report and Proposed Rule 2305 –
Warehouse Indirect Source Rule – Warehouse Actions and Investments to Reduce
Emissions (WAIRE) Program

Dear Mr. MacMillan:

In reviewing the WAIRE Menu Technical Report and the draft Rule, staff is concerned that the complexity of the methodology would make it costly for operators to administer and comply with the rule. While staff understands that the subject is complex, a more streamlined methodology would reduce administrative costs for operators. It is also important to build into the methodology an incentive for buying or using zero or near-zero emissions equipment. Unless there is a financial advantage of buying and/or using the zero or near-zero emissions equipment, operators may simply not buy or upgrade equipment, and will instead choose to pay the mitigation fee. Since the objective is to reduce air quality emissions, it would seem to be most beneficial to encourage the purchase and use of zero and near-zero. Based on the details in the Technical Report and the draft Rule, there is not enough information to evaluate the impacts and costs of implementation for operators. The WAIRE Menu Technical Report should not be finalized until the draft Rule is further refined, and the mitigation fee is identified.

12-1

12-2

12-3

12-4

Staff requests to be notified of the availability of the draft Final Rule and the Socioeconomic Study, and all updates on the Rulemaking process. Also, just to let you know, the link to the Proposed Rule on the SCAQMD warehouse webpage is currently not working. Thank you for the opportunity to comment and we look forward to reviewing the forthcoming documents. If you have any questions or would like to discuss further, please feel free to contact Chris Ormsby, Senior Planner at (951) 413-3229, or by email at chriso@moval.org.

12-5

12-6

12-7

Sincerely,

Manuel A. Mancha
Community Development Director

c: Patty Nevins, Planning Official
Chris Ormsby, Senior Planner
Victor Juan, Program Supervisor SCAQMD

**CENTER FOR COMMUNITY ACTION & ENVIRONMENTAL JUSTICE
EARTHJUSTICE
EAST YARD COMMUNITIES FOR ENVIRONMENTAL JUSTICE
SIERRA CLUB
TEAMSTERS LOCAL 1932**

May 1, 2020

Ian MacMillan
Planning and Rules Manager
South Coast Air Quality Management District
21865 Copley Drive
Diamond Bar, CA 91765

Re: Comments on Draft WAIRE Menu Technical Report for Warehouse Indirect Source Rule (Proposed Rule 2305)

Dear Mr. MacMillan:

On behalf of the undersigned coalition of community and environmental organizations, we submit these comments on the draft “WAIRE” menu technical report released on March 3, 2020 for the warehouse indirect source rule. Our coalition continues to appreciate the robust work done so far to develop a strong warehouse rule. We also remain concerned, however, that the draft rule still does not reflect the reality of warehouse operations and the pollution crisis in the South Coast air basin. The Air District cannot afford to waste this opportunity to ensure effective and meaningful regulation of the warehouse industry, and our communities cannot afford a weak rule. Indeed, our lives literally depend on a strong and equitable warehouse rule that will achieve necessary emissions reductions in the region—particularly as the COVID-19 pandemic exacerbates the health impacts of air pollution in our communities.

13-1

We request that Air District staff update the draft rule and WAIRE menu to reflect our comments below prior to submitting them to the Air District's Governing Board for adoption. These comments emphasize again many of the concerns and nuances we have repeatedly raised throughout this rulemaking process, some of which continue to go unaddressed. We hope this additional input helps strengthen this life-saving regulation.

I. The Rule Must Prioritize Zero-Emissions Technology.

We have repeatedly emphasized to Air District staff that zero-emissions technology is the only solution to truly address the air quality and health crises caused by the warehouse industry. Any investment in "near-zero" equipment will likely slow the transition to a zero-emissions freight sector. Such investments will compete with the zero-emissions technologies we need, create concerns about stranding assets, and thus disincentive a zero-emissions future. We therefore commend the Air District’s decision to give nearly double the compliance points for the purchase of zero-emissions trucks compared to near-zero trucks in the current WAIRE menu

13-2

of on-site investments. We support this points distribution and encourage an even greater points value to reflect the sizeable emissions benefits possible from zero-emissions trucks.

13-2(cont'd)

Unfortunately, zero-emissions truck trips continue to earn nearly the same number of points as near-zero truck trips in the menu, particularly for Class 4-7 trucks. This is partly due to underestimating regional (NOx) emissions reductions from switching to zero-emission trucks, while overestimating the NOx reductions possible from switching to near-zero trucks. In addition, we oppose the fact that the assessment assumes the local (DPM) benefits of zero-emission trucks are the same as near-zero trucks. This is just not the case. Importantly, the current WAIRE menu also reflects overly conservative cost estimates for zero-emission truck trips, even in the face of more and more data on declining battery, maintenance, and fuel costs.¹ The Union of Concerned Scientists recently summarized the results of studies conducted by the California Air Resources Board, the International Council on Clean Transportation, and ICF, all of which concluded that the total cost of ownership for Class 6 and 8 electric trucks is competitive or lower than diesel today, and are estimated to be lower than diesel in the next decade, even without financial incentives.²

13-3

13-4

Ultimately, the gulf between zero and near-zero technologies is wider than industry representatives claim, with “near-zero” just a code for traditional combustion technologies burning methane gas. Our communities refuse to continue to bear the disproportionate burdens of the natural gas and oil infrastructure that propagates these combustion technologies.

13-5

The continuing development of zero-emissions technologies has been stunning, and the evidence is growing that these technologies will be more widely available and commercially feasible by the time compliance obligations begin for this rule. The Air District has the opportunity to take bolder action here, and implement a vision for transitioning to a zero-emissions future that reflects the directives and plans adopted at the regional, State, and global level. As currently drafted, the proposed rule and WAIRE menu give no indication for when communities can expect the complete phase-out of natural gas and combustion technologies that cause negative climate and health impacts.³ Without clear targets and goals, there is no reason to have confidence the final rule will meaningfully regulate the warehouse industry, or help us meet our greenhouse gas reduction targets and air quality requirements.

13-6

¹ See, e.g., Bloomberg, [How Big Will the Battery Boom Get? Try \\$548 Billion, BNEF Says](#) (June 19, 2018) (reporting “[b]attery prices are expected to fall to \$70 a kilowatt-hour by 2030, down 67 percent from today”).

² Union of Concerned Scientists, [Ready for Work: Now is the Time for Heavy-Duty Electric Vehicles](#) (Dec. 2019) at pp. 12-13 (“With California’s policies and incentives, however, the total cost of ownership is lower than diesel today for 19 of 20 vehicle scenarios examined in the three studies.”).

³ European Federation for Transport & Environment, [Do Gas Trucks Reduce Emissions?](#) (Sept. 2019) at p. 10 (“Gas vehicles deliver negligible GHG benefits compared to diesel.”).

II. Warehouses Near Environmental Justice Communities Must Reach Zero-Emissions Operations Faster.

We understand that Air District staff are still developing the stringency value and annual variable for the final rule. We want to ensure at this point, however, that these factors are adjusted appropriately so that the points obligation for each warehouse accounts for nearby sensitive receptors. In other words, facilities located in environmental justice communities and/or those neighboring sensitive receptors must either receive a higher points obligation or attain zero-emissions operations on an accelerated timeline. We appreciate the Air District's recognition that a just and equitable warehouse rule will require such facilities to clean up their operations faster by including compliance points for local emissions reductions.

13-7

Nonetheless, the current proposed range for the stringency factor creates potentially wide differences in the annual points compliance obligation for the same facility, with lower stringencies allowing facilities to comply using just one WAIRE menu item annually.⁴ Providing such compliance pathways renders the menu useless in the face of otherwise low points obligations and will ultimately fail to reduce region-wide emissions. Our communities should not be forced to accommodate low stringency values from the get-go because facilities want to skirt meaningful compliance as long as possible. We have waited long enough for warehouses to clean up their toxic pollution in our neighborhoods.

13-8

The draft rule materials still do not define "sensitive receptors," which should encompass residential areas, schools, hospitals, daycare facilities, nursing homes, parks, or other areas where occupants are more susceptible to the negative impacts of pollution. We also note that the current menu of WAIRE items continues to omit designated on-site resting areas for workers and truck drivers that prevent parking and idling in nearby communities. This item would address one of the major impacts of freight operations in our communities.

13-9

13-10

III. Facilities Should Not Be Allowed to Pay Their Way Out of Compliance.

The latest draft rule materials indicate a mitigation fee set at \$1000 per WAIRE point. We are deeply concerned that this fee option will become a "pay to pollute" alternative, with facilities simply paying their way out of their compliance obligation each year rather than investing in the on-site menu items. The compliance examples provided by Air District staff alarmingly seem to provide for just such an alternative, listing fee totals that would satisfy a facility's entire points obligation for a compliance year.⁵ Some of these total fees are as low as a few thousand dollars for a facility to comply.⁶ In the face of such a generous compliance option, we do not doubt that facilities will choose to pay rather than change their operations or invest in long-term emissions reduction measures.

13-11

⁴ SCAQMD, *Warehouse ISR Working Group Presentation* (Mar. 3, 2020), slides 16-18.

⁵ *Id.* at slides 16-20.

⁶ *Id.* at slides 19-20.

The mitigation fee must therefore be limited, and designed to incentivize meaningful investments in technologies that can instead address the region's freight pollution crisis. Importantly, any points generated per dollar must be appropriately discounted for those facilities located near sensitive receptors and/or in environmental justice communities. And we reiterate that the final rule should also specify how and where the mitigation fees generated each year will be used. Given that our members bear the brunt of this industry's operations, we expect such fees will fund emissions reduction projects in our communities.

13-12

IV. The Rule Must Prioritize Zero-Emissions Charging Infrastructure.

We appreciate the inclusion of compliance points for zero-emissions charging infrastructure, which will serve as a necessary push for the freight sector to invest now in zero-emissions technology. We request the inclusion of additional cost points for charger installation activity that includes installation of onsite generation, distributed energy resources, and battery energy storage for electric transportation. This will reduce grid demand, support peak shaving, and support increased and efficient integration of renewables into our transportation system.

13-13

V. The Socioeconomic Analysis Should Address Community Impacts.

We understand the Air District's socioeconomic analysis must include costs to industry and potential industry responses as part of this rulemaking process. Yet any analysis of this industry is incomplete without consideration of its real health impacts on surrounding communities. Any discussion of potential impacts to jobs and the local economy must reflect data on health risks from ozone and fine particulate matter pollution and the reality that our community members are falling ill and dying because of this industry. Moreover, the analysis should include job benefits from implementation of cleaner technologies at warehouses. For example, the Los Angeles Economic Development Corporation recently determined that jobs in the electric vehicle space are a significant source of employment in Los Angeles County.⁷ We cannot focus on impacts to the industry alone at the exclusion of understanding the demographics and health data in nearby communities.

13-14

VI. This Rulemaking is Critical for Public Health.

Our coalition has advocated for years for a strong warehouse rule. It is a critical rule to protect communities adjacent to warehouses. We understand that Air District staff are working hard to push this rule forward, however, we also live in communities long burdened by disproportionately high levels of air pollution and are now more than ever at greater risk of serious illness and death in the ongoing COVID-19 pandemic.⁸ We ask that this rule be adopted by March of 2021.

13-15

⁷ Los Angeles Economic Development Corporation, [*California and SoCal EV Industry is Growing, Giving Region Global Competitive Advantage*](#) (Mar. 1, 2020).

⁸ Wu et al., [*Exposure to Air Pollution and COVID-19 Mortality in the United States*](#) (Apr. 5, 2020).

May 1, 2020

We appreciate your consideration of these comments, and look forward to continuing to work with the Air District to strengthen the warehouse rule.

Sincerely,

Michelle Ghafar
Adrian Martinez
Earthjustice

Andrea Vidaurre
Center for Community Action & Environmental Justice

Taylor Thomas
East Yard Communities for Environmental Justice

Carlo De La Cruz
Sierra Club

Randy Korgan
Teamsters Local 1932

cc:

Wayne Nastri
Executive Officer
South Coast Air Quality Management District



May 1, 2020

Via Email ONLY

Ian MacMillan
Planning and Rules Manager
South Coast Air Quality Management District
21865 Copley Drive
Diamond Bar, CA 91765

Re: Comments on Draft WAIRE Menu Technical Report for Warehouse Indirect Source Rule (Proposed Rule 2305)

Dear Mr. MacMillan:

Thank you for the opportunity to submit these comments on the draft “WAIRE” menu technical report released on March 3, 2020 for the warehouse Indirect Source Rule. Undoubtedly, voluminous work has been done to get us to this point. We provide the following comments to continue to move us toward better air quality, health outcomes and clean job careers as follows:

14-1

I. The Rule Must Prioritize Zero-Emission Charging Infrastructure and Related Resiliency technologies:

The Rule should allocate points for zero emission charging infrastructure and allocate additional points for warehouses that install distributed energy resources (“DER”), such as on-site solar generation, battery energy storage and micro-grids. These related technologies will offset the costs of their fuel (electricity). DER can and will provide opportunities to peak shave, as well as provide much-needed resiliency. SCAQMD can and should help encourage warehouses to invest in clean technologies that provide cost, climate, and job creation benefits.

14-2

II. The Rule Should Prioritize Projects that are done via a Project Labor Agreement with local and targeted hiring provisions:

Moving away from fossil-fuel dependent transportation necessitates considering workforce development in the clean, green economy. SCAQMD can encourage apprenticeship-based job creation by allocating a high point value to jobs that commit to using a Project Labor Agreement that includes features such as prevailing wage, Veteran hire, Disadvantaged Community member, and local hiring commitments. The latter (local hiring) ensures targeted efforts to ensure that the workforce is derived from communities around the warehouse, ensuring less driving by workers to get to a job site. Put simply: less workers driving from far away distances to a job site results in less emissions, specifically nitrogen oxides.

14-3

While the AQMD is considering how an Indirect Source Rule and other actions impact goods movement industry, we respectfully request it similarly consider the tremendous workforce potential these actions can have on local job creation and take a leadership role accordingly

III. The Mitigation Fee should be higher and cost-prohibitive.

The latest draft indicates a mitigation fee set at \$1000 per WAIRE point. An incredibly low fee ensures companies will likely consider the cost-benefit analysis of simply paying the fee versus taking meaningful action in the right direction to improve good air quality and simultaneously create good green jobs along the way.

14-4

Finally, any Mitigation Fees earned should be joined with the Port of Los Angeles and Port of Long Beach's Clean Trucks Program for purposes of transitioning our goods movement trucking fleet to a zero-emission fleet.

14-5

We appreciate your consideration of these comments, and look forward to continuing to work with the Air District to strengthen the warehouse rule.

Sincerely,
Jennifer J. Kropke, Esq.
Director of Workforce and Environmental Engagement,
International Brotherhood of Electrical Workers, Local Union Eleven and National Electrical Contractors Association, Los Angeles Chapter, Labor Management Cooperation Committee

cc:

Wayne Natri
Executive Officer
South Coast Air Quality Management District

LATHAM & WATKINS LLP

May 1, 2020

VIA EMAIL

South Coast Air Quality Management District
Attn: Ian MacMillan and Victor Juan
21865 Copley Drive
Diamond Bar, CA 91765

FIRM / AFFILIATE OFFICES

Beijing	Moscow
Boston	Munich
Brussels	New York
Century City	Orange County
Chicago	Paris
Dubai	Riyadh
Düsseldorf	San Diego
Frankfurt	San Francisco
Hamburg	Seoul
Hong Kong	Shanghai
Houston	Silicon Valley
London	Singapore
Los Angeles	Tokyo
Madrid	Washington, D.C.
Milan	

File No. 053552-0069

Re: Discussion Draft Rule 2305, Warehouse Indirect Source Rule (ISR) and Draft WAIRE Menu Technical Report

Dear Messrs. MacMillan and Juan:

Lineage Logistics (“Lineage”) is the world’s largest temperature-controlled logistics company handling the storage and distribution of significant portions of the nation’s food supply from harvest to local distribution centers. Lineage’s business operations include cold storage, packaging solutions, and transportation management for over 5,000 customers. Lineage owns and/or operates over two hundred warehouse facilities globally, including over 40 facilities within the State of California, a majority of which are within the South Coast Air Basin.

Lineage is at the forefront of efficiency and technological advances in the logistics industry, striving to operate its facilities as efficiently and sustainably as possible. The Lineage Applied Sciences team, consisting of scientists, mathematicians and engineers, designs and applies cutting-edge technology at Lineage facilities. Lineage looks forward to working with the South Coast Air Quality Management District (“District”) on promulgation and implementation of Proposed Rule (“PR”) 2305, Warehouse Indirect Source Rule – Warehouse Actions and Investments to Reduce Emissions (“WAIRE”) Program (“Warehouse ISR”) and seeks an open and constructive dialogue with District Staff.

The logistics sector in Southern California represents over 580,000 jobs¹ and contributes \$224.6 billion per year of economic activity.² It is essential that the Warehouse ISR does not

¹ Institute for Applied Economics, Los Angeles County Economic Development Corporation, *Goods on the Move! Trade and Logistics in Southern California* at ii (May 2017). This total includes Los Angeles, Orange, Riverside, San Bernardino, and Ventura counties, with roughly 90% of those jobs in Los Angeles, Riverside and San Bernardino counties.

² *Id.* at iii.

adversely impact the logistics sector's ability to maintain and grow those jobs and sustain their critical role in the region's economy.

15-2
(continued)

As part of the PR 2305 rulemaking, the District released preliminary draft rule language for PR 2305 on November 13, 2019. The District also released the Draft WAIRE Menu Technical Report ("Technical Report") on March 3, 2020, and requested comments by April 3, 2020. Due to the ongoing COVID-19 crisis, that comment deadline was extended to May 1, 2020. Lineage would like to thank the District for extending the comment deadline due to these unusual and trying circumstances. As the logistics industry is designated as one of a handful of critical infrastructure sectors, Lineage has continued its work in the face of this global pandemic to ensure our customers' products are safely and efficiently stored and distributed, contributing to the security of the world's food supply chain.

15-3

Lineage respectfully submits the following comments on the Technical Report and the preliminary draft rule language for PR 2305.

I. DRAFT WAIRE MENU TECHNICAL REPORT

The Technical Report provides the underlying basis for how WAIRE Point values are calculated for each action on the WAIRE Menu. PR 2305 operates by requiring each warehouse operator to accumulate sufficient WAIRE Points to meet its WAIRE Points Compliance Obligation ("WPCO") for the annual compliance period. As such, proper calculation of WAIRE Points is critical in two respects. First, the ability to earn WAIRE Points for particular activities and capital expenditures provide a key incentive for warehouse operators. Second, environmental benefits sought by PR 2305 could be diminished if the WAIRE Menu incentivizes inefficient activity and investment.

15-4

A. Role of Utility Incentives

Section 1b of the Technical Report states that the costs for each WAIRE Menu action do not include incentive funds. Certain available incentive funds are limited by statute or regulation such that they may only be used for actions that are above and beyond any existing regulatory requirements, and thus may not be used to purchase equipment for compliance with the Warehouse ISR.³ Lineage requests clarification that this limitation depends on the source of the incentive funds, and it is not a limitation of the Warehouse ISR itself that incentive funds may not be used to earn WAIRE Points. For instance, certain facilities may receive incentives or rebates from electric or gas utilities and wish to use those funds to purchase equipment that would earn WAIRE Points. Lineage would like to ensure that if the utility does not place restrictions on how the funds may be used, those funds may be put toward WAIRE Menu items to earn WAIRE Points.

15-5

³ See Health & Saf. Code §§ 44281(b) (Carl Moyer Memorial Air Quality Standards Attainment Program), 44391.4(a) (Greenhouse Gas Reduction Fund), 44271(c) (Alternative and Renewable Fuel and Vehicle Technology Program); 13 CCR § 2353(c)(4) (AB 118 Air Quality Improvement Program Funding Plan).

B. When Are WAIRE Points Earned?

Certain equipment that could be purchased and installed at a warehouse to earn WAIRE Points and comply with the WPCO may require a significant lead-time between the time of purchase and the time of delivery. WAIRE Menu items for installing onsite zero-emission (“ZE”) charging or fueling infrastructure include three milestones to account for the lengthy process and to award WAIRE Points for partial completion of installation during a compliance year.

However, it is unclear when WAIRE Points are earned, and thus available for compliance, for other potentially long-term items, such as installing onsite energy systems. Lineage proposes that all current and future WAIRE Menu items that involve purchasing equipment earn the associated WAIRE Points at the time of purchase, regardless of the time for delivery, which is not fully within the control of the warehouse. For complex WAIRE Menu items that involve purchase, construction, and permitting similar to installing ZE charging infrastructure, Lineage requests that the District similarly break the WAIRE Menu item down into milestones to provide for WAIRE Points throughout the process. This segmentation would encourage these larger-scale WAIRE Menu items by rewarding warehouse operators for incremental progress achieved during a compliance period.

15-6

C. Staff Analysis of Annual Average Cost of Electricity

The costs of using charging stations provided in Table 17 of the Technical Report appear to represent a simplified accounting of energy costs. The given scenarios assume fleets of three (3) to twenty (20) trucks utilizing 150-kilowatt (“kW”) chargers, with equal amounts of charging in each time window. The actual energy consumption of large warehouse facilities with dozens to hundreds (depending on Facility throughput) of different vehicle visits per day will be much more complex.

Demand charges will be important for the loads considered in these scenarios, and it is not clear from the Technical Report whether these charges have been included. Although the SCE TOU-EV-9 rate schedule currently waives demand charges until March 1, 2024, demand charges will be phased-in after that time.⁴ Additionally, the SCE TOU-8-RTP rate schedule is more nuanced than the “on-peak,” “mid-peak,” and “off-peak” breakdown presented in Table 17, as the prices for a given hour of a given day are set based on the previous day’s temperature in Los Angeles. For example, the listed demand charge for SCE’s TOU-8-RTP rate schedule is \$12.61/kW. Applying that demand charge to the aforementioned scenarios presented in the Technical Report would result in demand charges of approximately \$5,674 to \$37,830/month, assuming the TOU-EV-9 rate schedule will be similar to the TOU-8-RTP rate schedule.

15-7

Lineage respectfully requests additional detail on the charging scenarios used to determine the annual average cost of electricity. In particular, Lineage requests the

⁴ See SCE Schedule TOU-EV-9, March 22, 2019 (available at: https://library.sce.com/content/dam/sce-doclib/public/regulatory/tariff/electric/schedules/general-service-&-industrial-rates/ELECTRIC_SCHEDULES_TOU-EV-9.pdf).

comprehensive set of information used to arrive at the costs presented in Table 17 of the Technical Report. If Lineage were to receive the requested information, then it would be happy to calculate a more precise estimate of demand charges and share that estimate with the District.

15-7
(continued)

II. PROPOSED ADDITIONAL ITEMS FOR WAIRE MENU

Lineage has vast experience and has invested extensive resources in identifying the most efficient equipment and modes of operation at their warehouses. Based on Lineage's experience designing and applying cutting-edge technology at its facilities, Lineage would like to propose additional items for the WAIRE Menu. These actions and investments will reduce emissions and accordingly should be eligible to earn WAIRE Points. Lineage welcomes further discussions with the District to discuss these proposals, and any technical questions, in more detail.

15-8

A. Installation and Use of Non-Diesel Emergency Generation

In order to address the growing wildfire risk in California, and to reduce the likelihood of utility infrastructure igniting fires, the State's investor-owned utilities have begun to implement Public Safety Power Shut-offs ("PSPS") to protect public safety when fire risk is high. The nature of Lineage facilities is that the goods stored in its warehouses are required to be maintained in cold storage to meet food safety standards, and such storage conditions require power. As the occurrence of PSPS becomes more common, warehouse owners and operators, including Lineage, are currently and will continue to be required to invest in backup generation systems that were not previously necessary.

15-9

While diesel-fueled emergency generators are common, Lineage is evaluating potential non-diesel emergency generation systems. Such systems are efficient and have lower emissions than diesel generators. However, they also are significantly more expensive than diesel-fired systems. Lineage proposes that warehouse owners or operators who choose to invest in non-diesel emergency generation systems should earn WAIRE Points in order to incentivize the installation of these lower-emitting generation systems despite their increased cost. Lineage proposes WAIRE Menu items for: (1) purchase and installation of a non-diesel emergency generator, based on the incremental cost beyond that of a traditional diesel-fired system; and (2) usage of the non-diesel emergency generator, based on the annual hours of operation and the quantifiable reductions in nitrogen oxides ("NO_x") and diesel particulate matter ("DPM") compared to equivalent operation of a diesel-fired system.

B. Measures to Improve Efficiency of Refrigeration and Reduce Facility Power Consumption

Significant emissions can be associated with the energy consumption of cold storage warehouses depending on the mix of generation sources on the grid at the time energy is consumed. One of the main drivers for proposing the Warehouse ISR is the need for greater NO_x reductions in the South Coast Air Basin to meet state and federal ambient air quality standards.⁵ The most recent version of the WAIRE Menu would award WAIRE Points for

15-10

⁵ See SCAQMD, Warehouse ISR Working Group Presentation at 9 (March 3, 2020).

installation and use of onsite solar panel energy systems, though the quantity of WAIRE Points remains “to be determined.” Lineage assumes the WAIRE Points will be assigned based on the emissions reductions realized by utilizing onsite solar power that displaces power from the electricity grid. Just as use of onsite solar panels will reduce a warehouse’s grid electricity consumption and thereby reduce indirect emissions from electricity generating facilities, reductions in a warehouse’s electricity consumption similarly will achieve regional emission reductions.

Lineage has studied several aspects of its operations that could deliver energy savings. For instance, the primary point of heat entry into a refrigerated warehouse, which then requires additional thermal work by the refrigeration system to maintain the necessary temperature, are warehouse dock and room doors. Lineage has performed studies to assess the thermodynamic impact of cold storage doors, and developed the means to improve doors and reduce facility power consumption, albeit at significant cost.

Additionally, blast freezing is an energy-intensive process that occurs at the beginning of the supply chain, shortly after harvest. Lineage has been using airplane and automobile design methodologies to increase the efficiency of blast cells at its facilities. The benefits of this method for blast freezing are that it cycles trucks faster through the facility, reduces overall facility power consumption, and decreases food waste.⁶ Improved blast cells for more efficient freezing have many emission-reducing benefits, but adoption of such improved technology would not currently earn WAIRE Points.

15-10

Lineage proposes the addition of two new WAIRE Menu items to account for the emission reductions due to reducing overall facility energy consumption at cold storage facilities. First, Lineage proposes a WAIRE Menu item to earn WAIRE Points for the installation of equipment that will increase facility energy efficiency and reduce energy demand. This item would be based on the incremental cost of the high-efficiency investment, such as the higher cost of efficient room doors compared to a standard room door.

Second, Lineage proposes a WAIRE Menu item for usage of the high-efficiency improvements. Just as the use of onsite solar energy systems would earn WAIRE Points based on the kilowatt-hours of energy consumed onsite, and thus reducing an equivalent amount of demand from the grid, Lineage proposes that the WAIRE Menu include an item based on improved facility energy efficiency, measured by normalizing facility energy consumption by facility square footage, which is a metric already utilized by the U.S. Energy Information Administration (“EIA”) in their periodic Commercial Buildings Energy Consumption Survey to compare cold storage warehouses of different sizes.⁷ This measurement would focus on relevant

⁶ Reducing food waste reduces emissions associated with growing, harvesting, and transporting food. In addition, reducing food waste avoids methane emissions from landfills where wasted food often decomposes anaerobically.

⁷ See <https://www.eia.gov/consumption/commercial/>.

warehouse load such as for refrigeration, but exclude any increased electricity consumption due to electric vehicle charging and utilization of transport refrigeration unit (“TRU”) plugs.

The WAIRE Menu item would incentivize energy efficiency by classifying facilities into energy performance levels according to annualized kWh per square foot, awarding more WAIRE Points to higher performing facilities. Facilities are able to achieve higher energy performance ratings, and thus more WAIRE Points, by seeking means through which to reduce their energy usage. The WAIRE Points would be calculated based on NO_x emissions reductions (“Regional Benefit”) and DPM emissions reductions (“Local Benefit”) created by energy savings, using the same methodology that the District proposes for calculating WAIRE Points earned by the usage of onsite solar energy systems.⁸

15-10
(Cont'd)

C. Expanding “Battery Storage” to “Energy Storage”

The WAIRE Menu currently includes items for both installation and use of battery storage. Lineage requests that this item in the WAIRE Menu be broadened beyond traditional battery systems (e.g., lithium-ion batteries) to include the different types of energy storage, including thermal energy storage.

Thermal flywheeling is a means of scheduling energy consumption by essentially turning the cold storage warehouse into a thermal battery. The warehouse is super-cooled during off-peak hours – the thermal battery “charging.” During times of peak energy demand on the grid (particularly times when natural gas peaker plants are operating), the warehouse is able to lower or turn off the refrigeration system, relying on the “excess cold” of the warehouse contents to maintain temperatures in compliance with food quality and safety requirements – the thermal battery “discharging.” This flywheeling enables a cold storage facility to avoid drawing power from the grid during periods of peak demand—and peak emissions—on the grid.

15-11

While typically utilized to reduce energy costs by avoiding peak electricity rates, thermal flywheeling could be deployed to also shift energy usage to times of day when the mix of energy sources on the grid is cleanest, and away from times of day when emissions associated with the grid are highest. Cold storage warehouses require significant amounts of energy for refrigeration. Based on the estimated square footage of cold storage warehouses⁹ and the EIA’s reported energy consumption metrics for “large cold storage areas,”¹⁰ cold storage warehouses consume approximately 200,000,000 to 300,000,000 kWh per year in the South Coast Air Basin. Utilizing those warehouses as thermal batteries would achieve substantial regional emission reductions. The annualized metric for thermal energy storage could be the same as for lithium-ion battery storage, with a warehouse operator presumably reporting to the District the capacity

⁸ The Technical Report does not address the calculation methodology for “Usage of onsite energy systems” and the Point values in the WAIRE Menu currently are “TBD.”

⁹ See http://www.scag.ca.gov/Documents/Task2_FacilityInventory.pdf.

¹⁰ See <https://www.eia.gov/consumption/commercial/data/2012/c&e/cfm/c14.php>.

of the battery installed, the charge/discharge rate, and the kWh per year of usage.¹¹ In other words, WAIRE Points for thermal energy storage could be awarded according to the same methodology that the District ultimately adopts for lithium-ion battery storage.

15-11
(Cont'd)

Lineage welcomes discussions with the District regarding the potential for cold storage warehouses across the South Coast Air Basin to use thermal flywheeling to reduce regional emissions and how such actions could generate WAIRE Points.

III. WAIRE MENU SHOULD ALLOW FOR EVOLVING TECHNOLOGY

A mechanism should be included in the WAIRE Menu that will allow warehouse operators to utilize new, or newly affordable, emissions reduction technology. As it stands, the WAIRE Menu is static and means of compliance are limited to implementing pre-determined items. Over time this approach is likely to become inefficient and more costly than necessary, and potentially unworkable. As technology evolves, a process for updating the WAIRE Menu over time will allow facilities the flexibility to choose the most efficient and affordable emission reduction actions.

15-12

One potential approach is to use the existing framework that District Staff is considering for calculating WAIRE Points and apply it to novel emission-reducing actions over time. Recent Staff presentations have proposed a calculation methodology that would assign the WAIRE Menu item's cost, Regional Benefit, and Local Benefit to a "bucket" of WAIRE Point values, which are summed for a total WAIRE Point value for that item.¹² A mechanism could be built into the WAIRE Menu that would allow an operator to approach the District with a proposed action, documentation of its cost, documentation of NO_x and DPM emission reductions, and proposed WAIRE Points based on the established and pre-approved calculation methodology. In this way, the WAIRE Point values assigned to cost and emission reductions are pre-approved through the PR 2305 rulemaking process, and the flexibility of allowing for novel WAIRE Menu items can be achieved without overly taxing District resources.

15-13

Lineage believes that some mechanism to account for the evolution of technology, and the changing costs of compliance, is necessary and would welcome discussions with the District on how best to achieve this flexibility.

IV. REMOVAL OF LIMITATIONS ON TRADING AND BANKING

The purposes of the Warehouse ISR can best be achieved if the limitations on trading and banking of WAIRE Points are removed or modified. These modifications can be achieved without reducing the effectiveness of the PR 2305, will minimize overall costs of compliance, and all WAIRE Points used for compliance would continue to represent real, surplus emission reductions.

15-14

¹¹ Lineage notes that the discharge rate of a thermal battery likely is not subject to the same constraints as discharge rates for lithium-ion batteries.

¹² See WAIRE Menu Technical Report_DRAFT_3-3-20.pdf at p. 3.

Limiting a warehouse operator's ability to comply with the Warehouse ISR by restricting the trading and banking of WAIRE Points does not ensure greater emission reductions; it only serves to increase the cost of compliance. Time and again it has been shown that market-based mechanisms can effectively and efficiently achieve emission reductions. SCAQMD's own RECLAIM program, a market-based compliance program for the largest sources of NO_x and oxides of sulfur, achieved greater reductions at RECLAIM sources than non-RECLAIM sources. In the period of 1994 – 2012, reported emissions of NO_x decreased by 69% at RECLAIM sources, and 44% at non-RECLAIM stationary sources.¹³

The ability to trade compliance instruments in cap-and-trade programs has shown numerous benefits to the regulated community as well as consumers, in particular the ability to achieve the set amount of emission reductions at the lowest cost.¹⁴ Both the US Acid Rain Program and the EU Emissions Trading System have demonstrated in practice that emission reductions can be achieved at a lower cost than expected when trading is allowed and encouraged.¹⁵ Such trading allows individual facilities to assess whether the cost of purchasing a compliance instrument (similar to WAIRE Points) is more or less economical than actions they can take themselves that would achieve the same amount of emissions.

Trading mechanisms in the Warehouse ISR will set a price signal against which warehouse operators can measure the WAIRE Menu items that are potentially feasible at its facility, and thus determine the most economical way to meet its WPCO. The level of overall emission reductions is achieved at the lowest cost possible because the WAIRE Point price provides an economic incentive to find the mix of on-site emission reductions and WAIRE Point purchases that minimize costs.¹⁶

Lineage understands that the District and other stakeholders may have concerns that trading could reduce the benefits of PR 2305 in communities in close proximity to warehouses under the theory that emission reduction activities may not be conducted at such facilities. To alleviate these concerns, Lineage proposes that the District: (1) prohibit trading of any WAIRE Points earned from Local Benefit; and (2) require each warehouse operator to satisfy a specified percentage of its WPCO using WAIRE Points earned from Local Benefit. This would require that operators and the District track two buckets of WAIRE Points – those from the “Cost” and “Regional Benefit” columns (“Tradable”) in the WAIRE Menu, and those from the “Local

15-14
(cont'd)

¹³ John Heintz and Aron Potash, *Southern California's Once Groundbreaking Cap and Trade Program is Now Riding Towards the Sunset*, 26 ENVTL. LAW NEWS 35, 36 (2017).

¹⁴ See IETA, *Benefits of Emissions Trading*, <https://www.ieta.org/resources/Resources/101s/Benefits%20of%20Emissions%20Trading.pdf> (March 2019).

¹⁵ *Id.*

¹⁶ Mac Taylor, Legislative Analyst's Office, *Cap-and-Trade Revenues: Strategies to Promote Legislative Priorities 10-11* (Jan. 21, 2016).

Benefit” column (“Non-Tradable”). Thereafter, only Tradable WAIRE Points could be traded to other operators or warehouses.¹⁷

15-14
(cont'd)

To ensure emission reduction benefits to local communities, at the end of each compliance year a warehouse operator would need to satisfy a specified percentage of its total WPCO with Non-Tradable Points, and could satisfy the remaining portion of the WPCO using WAIRE Points earned on-site or purchased Tradable Points from other warehouse owners or operators. In this way, the local benefits of PR 2305 are protected, while allowing trading to help drive emissions reductions at the lowest cost.

Below is a table of requested modifications to PR 2305 that would facilitate compliance flexibility for warehouse operators, increasing the likelihood that PR 2305 achieves its regulatory goals.

15-15

PR 2305 Citation	Current Content	Lineage Recommendation	Reasoning
(d)(3)(A)	Allows a warehouse operator to transfer excess WAIRE Points in a given compliance year to another warehouse under the same operational control	Allow for transfer to owners or operators in other warehouses under different operational control, subtracting WAIRE Points earned from Local Benefit	Operational control should not limit the trading of WAIRE Points. Free trading among warehouse operators will encourage more numerous, larger, and earlier actions to earn WAIRE Points, and should be encouraged.
(d)(3)(B)	Allows a warehouse operator to bank excess WAIRE Points in the same warehouse in any of the next three compliance years	Allow banking of WAIRE Points without a temporal limit, subject to the requirement that the banked WAIRE Points be surplus when used for compliance.	Certain WAIRE Menu items may provide substantial emission reductions and more WAIRE Points than a warehouse operator requires. A temporal limit of three years may eliminate the incentive to take larger actions if the warehouse operator is not able to utilize all of the WAIRE Points within three years.

¹⁷ Lineage notes that Cost, Local Benefit, and Regional Benefit of WAIRE Menu likely will be tracked for purposes of compliance with the Air Quality Management Plan (AQMP). Therefore, the incremental demand on District Staff resources would be marginal and outweighed by the economic benefits trading would accrue.

PR 2305 Citation	Current Content	Lineage Recommendation	Reasoning
(d)(3)(C)	Allows a warehouse owner to earn WAIRE Points or have WAIRE Points transferred to them from an operator in the same warehouse; also allows a warehouse owner to transfer WAIRE Points to any operator in the warehouse where the WAIRE Points were earned, within three years	Allow warehouse owners to transfer WAIRE Points to any owner or operator, even if unrelated to the owner, in any future compliance year. If the WAIRE Points are utilized at a different warehouse, subtract WAIRE Points earned from Local Benefit.	For the reasons stated above, free trading among different warehouse operators and the ability to bank WAIRE Points over time will encourage more numerous, larger, and earlier actions to earn WAIRE Points and thus achieve greater emission reductions.

15-15
(cont'd)

V. POTENTIAL OVERLAP WITH CARB TRU REGULATION

The California Air Resources Board (“CARB”) currently is promulgating a new TRU Regulation that would apply to warehouses or distribution centers with a building size greater than 20,000 square feet (“Applicable Facilities”). The most likely means of compliance with the TRU Regulation for warehouse will be the installation of TRU Plugs, and to ensure that Trailer TRUs and TRU Generator Sets on-site utilize those TRU Plugs when stationary for more than 15 minutes.

15-16

The majority of Lineage’s facilities in California are in the South Coast Air Basin. In order to assess its regulatory burden and means of compliance with all relevant state and local regulations, Lineage requests clarification regarding the potential overlap between the TRU Regulation and the Warehouse ISR. At what point would an action become ineligible for WAIRE Points because the District would interpret it to be an “action or investment required by a separate USEPA, CARB, or South Coast AQMD regulation during the compliance year”?¹⁸

For instance, facilities subject to both Warehouse ISR and the TRU Regulation may purchase and install TRU Plugs. However, it is not clear at what point such an action and investment would be considered “required” for compliance with the TRU Regulation, and thus ineligible for WAIRE Points. Would submitting a compliance plan to CARB stating that the facility intends to comply with the TRU Regulation by installing TRU Plugs be enough to render that action no longer eligible for WAIRE Points?¹⁹ Or would the action be “required” by CARB

¹⁸ PR 2305(d)(2)(A).

¹⁹ See TRU Regulation, Discussion Draft Section 2478.14 (stating that by December 31, 2022, Applicable Facility Owners shall submit a compliance plan to CARB).

only once the Applicable Facility is required to provide infrastructure for TRUs to utilize a mode of Zero-Emission Operation?²⁰

15-16
(cont'd)

Additionally, the draft WAIRE Menu released as part of the WAIRE User Calculator on March 3, 2020, notes that for the WAIRE Menu Item “Use onsite ZE charging or fueling infrastructure” the reporting metric is “kWh of dispensed electricity beyond CARB requirements.” Lineage respectfully requests clarification as to what dispensed electricity would be “beyond CARB requirements.”

15-17

VI. CONCLUSION

We would like to thank the District for this opportunity to submit comments on the Draft WAIRE Menu Technical Report and PR 2305. Lineage looks forward to continued collaboration with District Staff on this rulemaking.

15-18

Best regards,



Joshua T. Bledsoe
Latham & Watkins LLP

²⁰ See TRU Regulation, Discussion Draft Section 2478.10(a)(2) (stating that by December 31, 2023, Applicable Facility Owners shall not permit a new Trailer TRU or TRU Gen Set to operate longer than 15 minutes while stationary unless in Zero-Emission Operation).

May 8, 2020

Ian MacMillan, Manager
South Coast Air Quality Management District
2165 Copley Dr.
Diamond Bar, CA 91765



Submitted Electronically

Dear Mr. MacMillan:

Thank you for the opportunity to submit comments on the South Coast Air Quality Management District Air Quality Management District (SCAQMD) Draft WAIRE Menu Technical Report.

16-1

First, we would like to thank SCAQMD for extending the comment period in response to the ongoing COVID-19 crisis. We are glad for the opportunity to submit technical comments, however, the CTA continues to have serious concerns about the legality and efficacy of the proposed rule. These comments should not be construed to indicate support or an endorsement of this flawed approach.

Furthermore, we submit these comments in the midst of a generational economic crisis.

COVID-19 Crisis is Unprecedented

The still unfolding COVID-19 pandemic and associated economic crises are unlike anything our State and Nation have faced in its history. While the full scope of the economic impact from this sudden, unplanned shuttering of large swaths of commerce is yet to be fully understood, there are some clear warning signs already emerging.

16-2

As of mid-April 2020:

- 30 million Americans have filed for initial unemployment since mid-March. The 4-week moving average, which removes week-to-week volatility, jumped to an all-time high of 5.509 million, while continuing jobless claims hit a record 11.976 million in the week ended April 4th.

Fig. 1: Initial Jobless Claims 1967–2020 *Note: shaded regions = recessions*
(Source: Macrotrends.net)

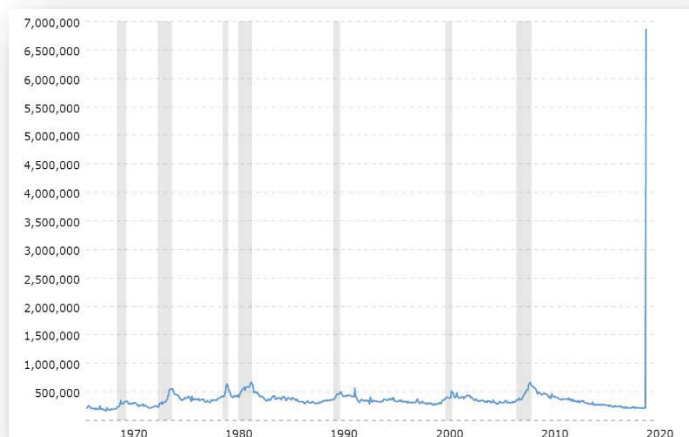
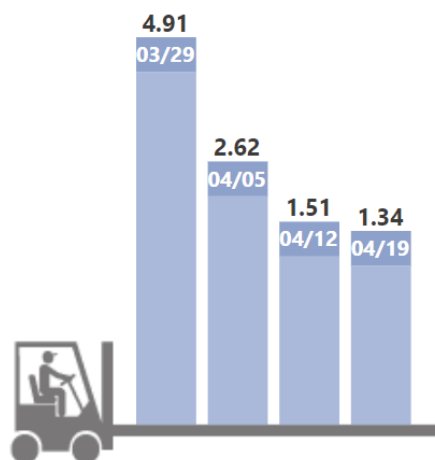


Fig. 2: Load-to-Truck Ratio (Source: DAT)
National Load-to-Truck Ratio



- After a several week-long spike in demand, general economic conditions have taken its toll on freight demand, with demand and rates falling precipitously.
- CTA has been made aware of furloughs already occurring in the trucking industry.
- Market analyst IHS estimates that 2020 Class 8 tractor sales will fall by 50% compared to 2019¹. How quickly the economy will recover is dependent on many factors which cannot be easily predicted at this time. The Legislative Analyst Office² preliminary assessment states that California is already in a recession and forecasts a possible “L-shaped” recovery marked by prolonged depressed economic activity and high unemployment.

¹ <https://www.ttnews.com/articles/commercial-vehicle-production-fall-20-globally-ihs-says>

² <https://lao.ca.gov/handouts/FO/2020/Preliminary-Assessment-of-the-Economic-Impact-of-COVID-19-041620.pdf>

- The Department of Finance (DOF) projects a \$54.3 billion budget deficit through FY 20-21. DOF states that: “The rapid onset of the COVID-19 pandemic has had an immediate and severe impact on the global, national, and state economies. In California, COVID-19 has led to the following:
 - In the last one-week reporting period, nearly 478,000 claims were filed in California for state and federal unemployment benefits. Since mid-March, more than 4.2 million claims have been filed.
 - Job losses that have occurred disproportionately in the lower-wage sectors of the economy—amplifying the wage disparity that existed before the pandemic. Finance projects that the 2020 unemployment rate will be 18 percent, a much higher rate than during the Great Recession.”³

16-2
(cont'd)

Technical Comments (by Section)

Please see the below substantive comments on the Draft WAIRE Menu Technical Report.

16-3

Section 1a) WAIRE MENU ANNUALIZED UNITARY METRICS AND BINS

- Please explain the rationale of the relative weight given to NOx vs. PM reductions. Given the use of Carl Moyer Guidelines throughout the document, it is of note that the Carl Moyer Program applies a 20x weighting factor for PM reductions⁴ while the proposed WAIRE program would apply a 100x weighting factor to NOx reductions.
- AQMD’s proposed point system includes specific points for specific emission reduction technologies. However, there is no clear avenue or method for new or emerging technologies that may also reduce emissions. The proposal should create a clear and expedient pathway for allowing new technologies to be included in scheme without adding unnecessary barriers or hurdles.

16-4

Section 1b) COSTS

- Please elaborate on why staff believes NZE/ZE trucks purchased with restricted use state grants, such as the Carl Moyer Program, would be able to obtain WAIRE points for the usage, but not purchase, of that vehicle? Programs such as Carl Moyer typically have minimum annual usage for the life of the contract. Any usage up to the required annual minimum miles would not be considered surplus for the purposes of such a determination. And requiring such a determination by regulated entities would be infeasible for the purposes of this program.

16-5

Section 1c) REGIONAL EMISSION REDUCTIONS:

- What is the justification for using the Optional Advanced Technology Moyer cost-effectiveness threshold as the basis for calculating the value of WAIRE points? We are not aware of any statutory authority to use this cost-effectiveness threshold to set a price on NOx in the context of a regulation.

16-6

³ http://www.dof.ca.gov/Budget/Historical_Budget_Publications/2020-21/documents/DOF_FISCAL_UPDATE-MAY-7TH.pdf

⁴ https://ww3.arb.ca.gov/msprog/moyer/guidelines/2017gl/2017_gl_appendix_c.pdf

- \$100,000 per ton of NOx is out of line with recent regulations to reduce NOx. The most recent version of the California Air Resources Board's Statewide Truck and Bus Rule's cost-effectiveness was \$3,820 per ton of NOx⁵.

16-7

SECTION 2) Zero and Near-Zero Emission Truck Visits and Truck Acquisitions

- Please cite the authority under which the SCAQMD seeks to establish regulatory standards relating to the control of emissions from new motor vehicles or new motor vehicle engines.
- Please indicate whether the SCAQMD intends to pursue a Section 209 waiver.

16-8

16-9

SECTION 2b) Truck Visit

- The approach of using an average of the EMFAC inventory for the cited subcategories to establish baseline emissions for the purpose of calculating the value of zero and near-zero emission truck acquisitions and use may be problematic as early as 2024. Due to the impact of CARB's Low NOx and Advanced Clean Truck (ACT) Regulations, assumptions about the acquisition of these vehicles through natural turnover and mandated sales percentages, respectively, will be incorporated into the baseline year emissions in future revisions of EMFAC. Functionally, it will be impossible to distinguish emission reductions attributed to mandated sales percentages under the ACT and a truck visit to a regulated facility under the WAIRE program.
- The value of each truck visit will decrease on an annual basis as the weighted annual emissions of the fleet decreases.
- It is also unclear whether SCAQMD is in fact proposing the above approach or simply utilizing a baseline year of 2023. A static baseline also creates issues of additionality. In any event, SCAQMD should be clear as to how this calculation will work.
- Related to the use of EMFAC, this adds just another (more opaque) level of uncertainty for the regulated community. There are several aspects of the rule that present a moving target, as they are subject to change during the life of the rule. At the time of promulgation, a rule should provide the regulated community with a level of understanding and certainty of what their obligations are, and this rule will not do that.
- How will the SCAQMD determine deterioration for truck visits?
- As the purpose of the rule is to accelerate fleet turnover and preferentially replace retired vehicles with electric vehicles, the use of incremental cost is inappropriate, because it assumes that a fleet was already planning to purchase a new truck, at a given time. The rule is designed to use warehouse operators to pressure fleets to purchase vehicles on a timeline that is most beneficial to the

16-10

16-11

16-12

16-13

16-14

16-15

⁵https://www.arb.ca.gov/msprog/onrdiesel/background/2014/2014_pm_nox_cost.xls?_ga=2.54243629.481378052.1588276844-228088285.1525364940

warehouse achieving compliance, rather than by the business needs of the fleet. Therefore, calculations should be based on the total purchase price.

16-15
(cont'd)

- The variation in in duty cycles and applications has always presented issues when trying to estimate emissions and apply regulation to on-road trucks. A homogeneous treatment of the sector results in a disconnect between the costs and emission reductions as translated into points, and the reality of the costs and emissions associated with each truck purchase. This is exacerbated by the calculations of point values across the “bins.” There is an inconsistent application of metrics and methodologies across the bins (e.g. annual mileage). The extensive use of averaging and various assumption result in a methodology that it is impossible to as it applies to an individual regulated entity. In the effort to simplify the rule, its application seems almost arbitrary at the facility and fleet level.

16-16

SECTION 3) Electric Charger Usage and Installation and SECTION 4) Hydrogen Filling Station Installation and Usage

- AQMD’s proposed point system has not clearly outlined how points will be assigned for investments made to reduce emission not located on the site of a warehouse. For example, if a warehouse operator develops a charging hub for multiple vehicles or hydrogen fueling station offsite, how will points be assigned for those investments?
- AQMD’s proposed point system has not included methods for assigning points to entities that work together to deploy zero emission infrastructure which are not on-site. For example, we can foresee an instance where several warehouse operators work together to finance or develop a fueling station for low or zero emission fuel vehicles. If this project is offsite and shared between warehouse operators, it is unclear how points would be assigned to the different actors involved in the project.

16-17

If you have any questions please feel free to contact Chris Shimoda at cshimoda@caltrux.org.

16-18

Thank you,

A handwritten signature in blue ink, appearing to read 'C. Shimoda', with a large, stylized 'S' and 'C'.

Chris Shimoda, Vice President of Government Affairs
California Trucking Association

Mr. Ian MacMillan
Planning & Rules Manager
imacmillan@aqmd.gov
Mr. Victor Juan
Program Supervisor
vjuan@aqmd.gov

October 7, 2020

Recommendation to Include NZE Yard Tractors as Compliance Option Under Proposed Rule 2305

Dear Mr. MacMillan and Mr. Juan,

The Propane Education & Research Council (PERC) is pleased to provide input about how to best achieve fast, cost-effective NOx reductions under SCAQMD's Proposed Rule 2305. We submit these comments in advance of the Warehouse ISR Working Group Meeting scheduled for Friday October 9, 2020. We appreciate that SCAQMD staff has been willing to consider alternative ways to accomplish your essential end goal: to restore healthful air quality to the South Coast Air Basin and attain the federally mandated National Ambient Air Quality Standard for ozone.

Authorized by the U.S. Congress in 1996, PERC (<https://propane.com/>) is a nonprofit organization that invests in research, development and commercialization of clean-burning low-emission propane-powered technologies. PERC partners with a variety of trade associations, advocacy groups, and government agencies to promote safety and the adoption of propane as a clean domestic fuel source. Our organization supports clean-fuel/low-emission programs in applications that include transportation, agriculture, commercial landscaping, residential, and commercial buildings. For decades we have helped regional government agencies like SCAQMD to identify, assess, and widely deploy clean propane engines in these applications (see additional details at <https://propane.com/environment/>).

SCAQMD's webpage addressing facility-based mobile source measures (FBMSMs) states that the goal of PR 2305 *"is to assess and identify potential actions to further reduce emissions associated with emission sources operating in and out of warehouse distribution centers"* in the South Coast Air Basin. Our comments and inputs submitted today are fully compatible with -- and designed to strongly advance -- that important goal.

Proposed Expansion of PR 2305 to Allow NZE Yard Trucks as Compliance Options

As you know, CARB-certified near-zero-emission (NZE) propane engines are now available as commercially proven powerplants for HDVs that can deliver 90 percent (or better) NOx reductions in the two key mobile sources targeted under PR 2305: 1) Class 8 on-road heavy-duty trucks and 2) their off-road counterparts, yard trucks. Because PR 2305 already includes allowance for warehouse operators to comply using NZE on-road trucks, our recommendation to SCAQMD is to adopt a similar and parallel inclusion for NZE off-road yard trucks.

Our comments are not meant to be exclusionary about other ultra-clean fuel-technology platforms for HDVs. In fact, OEMs that manufacture NZE yard trucks are also working to commercialize ZE yard trucks using battery-electric and/or fuel cell architectures. Similarly, NZE yard truck OEMs are designing their products to

interchangeably use either NZE propane or natural gas engines, depending on their customers' site-specific needs and considerations. In summary, when it comes to OEM development and commercialization efforts, there is *significant synergy* between ZE yard tractors and NZE yard trucks, whether fueled by propane or natural gas. PERC is specifically advocating for inclusion of propane-fueled yard trucks as a compliance option under PR 2305, but our position is fuel neutral and mutually supportive of ultra-clean natural gas yard trucks as a compliance option.

17-2
(cont.)

Why does PERC believe that inclusion of propane yard trucks is especially important to help SCAQMD achieve its goals for PR 2305? Simply put, NZE propane vehicle technology offers the fastest, easiest, most-cost-effective, infrastructure-friendly way for warehouse operators to rapidly deploy terminal tractors that emit NOx at levels equivalent to (or lower than) the grid-related emissions of battery-electric tractors.¹ Moreover, there is important synergy between deploying NZE yard trucks in the Basin and deploying NZE school buses. For example, the PSI 8.8L NZE propane engine that is now being incorporated into an OEM yard truck (from TICO) is also being incorporated into at least one OEM school bus model. In both cases, the specific focus of commercialization and deployments are on the South Coast Air Basin.

Collateral Benefits Major Fuel-Cycle GHG Reductions

We recognize that PR 2305 is focused on reducing NOx to help the Basin attain ozone standards. However, NZE yard trucks can also deliver a major collateral benefit: full-fuel-cycle GHG reductions. This is achieved by fueling NZE engines with drop-in renewable versions of conventional propane (or natural gas), which are CARB-verified to have very low carbon intensity. As you know, renewable natural gas is already widely used to fuel heavy-duty NGVs in California, and renewable propane is already co-produced at biofuel plants like the World Energy plant in Paramount. Renewable propane is now becoming available for transportation uses like terminal tractors and school buses. In fact, the propane fuel industry has committed to use 100 percent renewable propane in California transportation applications by 2030 (see the Western Propane Gas Association press release of September 25, 2020²).

17-3

And in another significant development, Suburban Propane recently announced a deal to purchase a 39 percent stake in Oberon Fuels, Inc. (Oberon) based in San Diego.³ Oberon's development-stage production of low-carbon renewable dimethyl ether (rDME) as a transportation fuel has important synergy with the propane industry's efforts to develop a practical and affordable pathway for low-pressure renewable fuels that can be "dropped in" to NZE propane engines.

Details About Our Proposed Changes to PR 2305

Accompanying this cover letter are the following attachments, designed to assist SCAQMD staff in reviewing our recommendation to add NZE yard trucks as compliance options under PR 2305:

17-4

¹ See the analysis by Gladstein, Neandross & Associates in its "Game Changer" white paper (funded partially by SCAQMD) at https://www.gladstein.org/gna_whitepapers/game-changer-next-generation-heavy-duty-natural-gas-engines-fueled-by-renewable-natural-gas/.

² https://www.prweb.com/releases/100_percent_renewable_propane_targeted_for_california_by_2030/prweb17426932.htm.

³ Cision PR Newswire, "Suburban Propane Partners, L.P. Announces Deal to Acquire 39% Stake in Oberon Fuels and Additional Investments to Support the Ongoing Development of Innovative Solutions to Reduce Carbon Emissions," press release, September 17, 2020, <https://www.prnewswire.com/news-releases/suburban-propane-partners-lp-announces-deal-to-acquire-39-stake-in-oberon-fuels-and-additional-investments-to-support-the-ongoing-development-of-innovative-solutions-to-reduce-carbon-emissions-301133443.html>.

1. MS Word document with suggested modifications to “WAIRE Technical Menu Report” (March 3, 2020)

Using the “Track Changes” feature, we have modified this draft Staff report to add narrative incorporating NZE yard trucks as a compliance option under PR 2305. As you will see, we marked up only “SECTION 5) Zero Emissions Yard Truck Acquisition and Usage.” We used parallel language and rationale as applied by Staff in allowing NZE on-road trucks to serve as compliance options, along with a ZE on-road trucks. Just as Staff made the case for the commercial maturity and product availability of ZE yard trucks, we have proposed parallel language as rationale for adding NZE yard trucks, using credible documentation. We believe our proposed mark-up and additions provide Staff with a solid and accurate head-start on language to make this modification to PR 2305. As noted above, this will significantly enhance the District’s ability to rapidly attain cost-effective NOx reductions through implementation of this important new FBCM.

2. MS Excel spreadsheet “WAIRE User Calculator with NZE Yard truck calculations”

Using Staff’s information provided in SCAQMD’s slide presentation “WAREHOUSE ISR WORKING GROUP” dated March 3, 2020, we have reproduced in MS Excel the District’s WAIRE point system. We created a parallel, justifiable point system for adding NZE yard trucks as a compliance option. As you will see in the middle tab titled “Waire Menu,” we have added two new lines of calculations under “Acquire NZE Yard Truck” and “Use NZE Yard Truck.” We used the same methodology and formulas that Staff used to establish the relative WAIRE points for NZE on-road trucks versus ZE on-road trucks. This results in calculated total points for Acquiring and Using NZE yard trucks. The result is that -- in similar fashion to the on-road case-- NZE yard trucks get significantly fewer points than ZE yard trucks for the “Acquire” category, but nearly the same points for the “Use” category. We believe our methodology and calculations are both logical and defensible. Of course, our team would be pleased to discuss this recommendation and the methodology in a follow-on virtual meeting with Staff, if deemed useful.

17-4
Cont'd

PERC greatly appreciates the District’s willingness to review our proposed modifications to PR 2305’s technical documentation and the WAIRE points system, designed to improve the speed and cost-effectiveness of achieving NOx reductions by introducing NZE yard trucks as compliance option. For all the reasons described above, we believe it represents good, defensible public policy for the District to pursue under the new in-direct source rule. We look forward to participating in Friday’s Working Group meeting, and our team will be pleased to meet with Staff to further work through the concept laid out in this letter and attachments.

If you have any questions about our proposed changes to PR 2305, please give me a call. I can be reached at 804.338.0202 (cell) and 202.452.8975 (main).

Sincerely,

A handwritten signature in blue ink, appearing to read "Tucker Perkins".

Tucker Perkins
President & Chief Executive Officer

Definition of NZE Yard Truck – SCAQMD states the following in the technical report:

"For PR 2305 a Near Zero Emission (NZE) truck is one in which the engine meets CARB's lowest Optional Low NOx standard of 0.02 g/hp-hr NOx."

Thus, this is an easy extrapolation to the very synonymous case of NZE yard trucks:

*"For PR 2305 a Near Zero Emission (NZE) **yard** truck is one in which the engine meets CARB's lowest Optional Low NOx standard of 0.02 g/hp-hr NOx."*

SECTION 5) Zero Emissions (ZE) and Near Zero Emissions (NZE) Yard Truck Acquisition and Usage

Description: Yard trucks (also called yard tractors, terminal trucks, hostlers, yard jockeys, or yard goats) move trailers and containers around warehouse facilities. Most yard trucks at warehouse facilities are diesel fueled and emit NOx, DPM, and other pollutants. Duty cycles for yard trucks vary depending on use, with heavier use at railyards and port facilities and lighter use typically at warehouses and manufacturing plants, as defined by hours of use and diesel consumption rates. CARB has limited population data for about 1,100 yard tractors operating statewide through its DOORS reporting program for off-road vehicles, but it is unclear how many of these operate at warehouses in South Coast AQMD. In addition, many yard tractors can be on-road vehicles, which are not required to be reported through the DOORS system. For example, about two thirds of the roughly 1,600 yard tractors at the ports of Los Angeles and Long Beach are on-road vehicles.

Commercial Availability:

ZE Yard Tractors: Many battery-electric yard tractor demonstration projects have taken place in the past several years, including in the South Coast AQMD. Following these efforts, multiple manufacturers have begun offering battery-electric ZE yard trucks for sale commercially including OrangeEV, Kalmar Ottawa, and BYD.

NZE Yard Tractors: Natural gas and propane yard tractors have been also been demonstrated for many years; until recently, this was done in a pre-commercial status. However, key advancements were achieved in 2019, and as of mid-2020, OEM-built models are commercially available with NZE engines (certified to CARB's lowest tier OLNS of 0.02 g/bhp-hr). For example, UPS already operates (or has ordered) at least 300 propane-fueled NZE yard tractors built by TICO.¹ A 2019 feasibility assessment released by the San Pedro Bay Ports found that natural gas NZE yard tractors – even when used in very tough marine terminal duty cycles – achieve “all four parameters that collectively define commercial feasibility.” The Ports’ joint assessment rated “overall feasibility” for NZE yard tractors (across technical, operational, infrastructure, and economic parameters) as equivalent to ZE yard tractors. Since that report was released, twenty-two natural gas NZE yard tractors (built by Capacity Trucks, with 6.7 and 8.9 liter CWI engines) have been demonstrated at the Port of Los Angeles for more than a year, enabling the “technology readiness” rating of this fuel-

Formatted: Font: Bold

17-9

¹ Freight Waves, “UPS to add 6,000 natural gas vehicles over next 3 years,” October 9, 2019, <https://www.freightwaves.com/news/ups-to-add-6000-natural-gas-vehicles-over-next-3-years>.

technology platform to move into the threshold of full commercialization.² In mid-2020, the University of California-Riverside conducted chassis dynamometer emissions testing on a natural gas NZE yard tractor, documenting that the in-use NOx emissions benefits of NZE yard tractors (relative to a state-of-the-art diesel control tractor) was even greater than the 90% reduction derived by comparing certification levels.³

A variety of different NZE engines – using either natural gas or propane – are now being equipped in OEM yard tractors. In addition to Capacity's incorporation of two different Cummins Westport NZE natural gas engines (L9N and B6.7N) in yard tractors, TICO has joined with engine provider Power Solutions International (PSI) to develop and commercialize NZE propane yard tractors for typical warehouse and distribution center service. Roush CleanTech's NZE 6.8L propane engine can also be sourced by OEMs for their yard tractor models. And, Cummins is working on an advanced-technology propane yard tractor engine that will meet the NZE threshold, as well.⁴

While PR 2305 is focused on reducing NOx to help the Basin attain federal ozone standards, NZE yard tractors can also deliver an important collateral benefit: full-fuel-cycle GHG reductions. This is achieved by fueling NZE engines with drop-in renewable versions of conventional natural gas or propane that are verified to have very low carbon intensity. Renewable natural gas is already widely used to fuel heavy-duty NGVs in California, and renewable propane is now becoming available. The propane fuel industry has committed to use 100% renewable propane in California transportation applications by 2030.⁵

Operation: Operation of yard trucks can be tracked by hours of use, with hourly usage varying from <1,000 hours/year up to 6,000 hours/year. The diesel reductions were calculated by using the horse power, hours of use, the load factor, and the pollutant emission factor.

SECTION 5a) ZE Yard Truck Acquisition

WAIRE Points from ZE Yard Truck Acquisition: ZE yard trucks currently cost about \$310,000 while their diesel equivalent costs about \$100,000⁶. This incremental cost of \$210,000 would earn nine WAIRE Points per ZE yard truck purchased. Similar to the methods used for on-road truck acquisitions, at \$100,000 per ton cost effectiveness, a ZE yard truck acquisition would earn 168 Points for regional emission reductions.

WAIRE Points from NZE Yard Truck Acquisition: NZE yard trucks currently cost about \$150,000 while their diesel equivalent costs about \$100,000⁷. This incremental cost of \$50,000 would earn three WAIRE Points per NZE yard truck purchased. Similar to the methods used for on-road truck

²San Pedro Bay Ports, 2018 Feasibility Assessment for Cargo-Handling Equipment, September 2019.

³<https://cleanairactionplan.org/documents/final-cargo-handling-equipment-che-feasibility-assessment.pdf/>

⁴UC-Riverside College of Engineering – Center for Environmental Research & Technology, "Interim Report for the 8.9 liter LNG and Diesel Yard Tractor Emissions Testing," CEC Agreement #PR-16-016, July 2020.

⁵Cummins, "VPS Direct Injection Engine for Medium Duty Trucks," presentation by Sam Gackler and Saradhi Bengarajan, PEBB Webinar, May 28, 2020.

⁶<https://www.prweb.com/releases/100-percent-renewable-propane-targeted-for-california-by-2030/prweb17426932.htm>

⁷<https://cleanairactionplan.org/documents/final-cargo-handling-equipment-che-feasibility-assessment.pdf/>

⁸<https://cleanairactionplan.org/documents/final-cargo-handling-equipment-che-feasibility-assessment.pdf/>

17-9 Cont'd

Formatted: Not Highlight

Formatted: Not Highlight

Formatted: Font: 8 pt

Formatted: Font: 8 pt

Formatted: Font: 8 pt

Formatted: Font: 8 pt

Formatted: Font: 8 pt, English

Formatted: Font: 8 pt

Formatted: Font: 8 pt

Formatted: Font: 8 pt

Field Code Changed

Formatted: Font: 8 pt

Formatted: Font: 8 pt

Formatted: Font: 8 pt

Formatted: Font: 8 pt

Formatted: Font: 8 pt

Formatted: Font: 8 pt

Formatted: Font: 8 pt

Formatted: Font: 8 pt

acquisitions, at \$100,000 per ton cost effectiveness, a NZE yard truck acquisition would earn 40 Points for regional emission reductions.

SECTION 5b) ZE Yard Truck Usage

Emissions: From the DOORS data, the most common yard trucks operate a 175 hp, Tier 3 engine. Table 21 below shows the emission factors from the Carl Moyer Guidelines⁶ for this type of yard truck. Assuming that this type of yard truck operates 1,000 hours per year, and has operated for ten years, the emission reductions from switching to a ZE yard truck are shown in Equation 7 below.

Deleted: ¶

Pollutant	Emission Factor (EF) g/hp-hr	Deterioration Rate (DR) g/hp-hr-hr	Load Factor (LF)
NOx	2.32	0.00003	0.39
PM	0.088	0.000044	

Equation [7]

Equation [7]

$$\text{Emissions} = (\text{hp}) \times (\text{LF}) \times [((\text{total hrs of use}) \times (\text{DR})) + (\text{EF}) \times (\text{hrs of use})] \div 453.59 (\text{g/lb})$$

Emissions Benefits of ZE Yard Truck

$$\text{Equation 7a NOx: } 175 \times 0.39 \times [((10 \times 1,000) \times 0.00003) + 2.32] \times 1,000 \div 453.59 = 394 \text{ lbs}$$

$$\text{Equation 7a DPM: } 175 \times 0.39 \times [((10 \times 1,000) \times 0.000044) + 0.088] \times 1,000 \div 453.59 = 19.9 \text{ lbs}$$

Thus, since a ZE yard truck eliminates all the emissions of the baseline diesel yard truck, 394 lbs of NOx and 19.9 lbs of PM are the emissions benefits that are eligible for WAIRE points under the two categories of regional and local emissions reductions, respectively.

Analogous to the on-road truck case in Section 1, regional emission reductions from switching to NZE yard trucks are assumed to equal 90% of the reduction compared to ZE yard trucks. Local emission reductions are assumed to be the same between ZE and NZE platforms; this is because NZE yard trucks (whether fueled by natural gas or propane) do not emit DPM.

Equation 7b (a version of Equation 7a for the baseline diesel vs. ZE yard truck) confirms the emissions benefits of an NZE yard truck. As indicated, the EF for NOx has been adjusted to be 90 percent lower than the baseline diesel EF. The DR used in Equation 7b had also been adjusted, to account for spark-ignition engine technology used for NZE engines (natural gas or propane) relative to a baseline diesel engine to which it is being compared. For the new DR, the same 90 percent factor is used, yielding a DR of $0.0003 \times .1 = 0.000030$. Below, we plug these changes into Equation 7b.

Emissions Benefits of NZE Yard Truck

$$\text{Equation 7b NOx: } 175 \times 0.39 \times [((10 \times 1,000) \times 0.00003) + 2.32 \times .1] \times 1,000 \div 453.59 = 39.2 \text{ lbs}$$

$$\text{Equation 7b DPM: } 175 \times 0.39 \times [((10 \times 1,000) \times 0.000044) + 0.088] \times 1,000 \div 453.59 = 19.9 \text{ lbs}$$

⁶ <https://ww3.arb.ca.gov/msprog/moyer/guidelines/current.htm>

Thus, since an NZE yard truck eliminates 90% of the NOx emissions and 100% of the DPM emissions relative to the baseline diesel yard truck, the emissions benefits that are eligible for WAIRE points under the two categories of regional and local emissions reductions, respectively are as follows:

Regional Emission Reductions = 394 lbs NOx – 39.4 lbs NOx = 354.6 lbs NOx

Local Emission Reductions = 19.9 lbs DPM – 0 lbs DPM = 19.9 lbs DPM

ZE Yard Truck Costs: Although purchase prices for ZE yard trucks are higher than their diesel equivalent, once purchased the operational costs are expected to be lower. An analysis by the ports of Long Beach and Los Angeles evaluated the Total Cost of Ownership (TCO) for battery-electric ZE yard trucks in comparison to diesel. This analysis found a TCO for ZE yard trucks to be about \$450,000 (not including infrastructure costs) while equivalent diesel had a TCO of about \$375,000. Assuming a ~12,000 useful life of a yard truck, the annual incremental cost of operating a ZE yard truck for 1,000 hours is shown in Equation 8.

Equation [8]: $(\$450,000 - \$375,000) \times 1,000 \text{ hrs} \div 12,000 \text{ hrs} = \$6,250$

NZE Yard Truck Costs: Similarly, the purchase price for NZE yard trucks are higher than their diesel equivalent yard trucks, but operational costs are expected to be lower. The same analysis by the ports of Long Beach and Los Angeles evaluated the Total Cost of Ownership (TCO) for natural gas NZE yard trucks in comparison to diesel. This analysis found the TCO for NZE yard trucks to be about \$402,000 (not including infrastructure costs) while equivalent diesel had a TCO of about \$375,000. Assuming a ~12,000 useful life of a yard truck, the annual incremental cost of operating an NZE yard truck for 1,000 hours is shown in Equation 8.

Equation (8): $(\$402,000 - \$375,000) \times 1,000 \text{ hrs} \div 12,000 \text{ hrs} = \$2,250$

WAIRE Points from Using ZE Yard Trucks: Following the results from Equation 7a, using a ZE yard truck would earn 16 Points for regional emission reductions and 80 Points for local emission reductions. One cost Point would be earned following the results of Equation 7. Similar to the approach for on-road truck visits, a multiplier of three is applied to the sum of cost, regional, and local Points. Therefore the total Points for 1,000 hours of ZE yard truck usage is: $(16 + 80 + 1) \times 3 = 291$ Points.

WAIRE Points from Using NZE Yard Trucks: Following the results from Equation 7b, using a NZE yard truck would earn 15 Points for regional emission reductions and 80 Points for local emission reductions. One cost Point would be earned following the results of Equation 7b. Similar to the approach for on-road truck visits, a multiplier of three is applied to the sum of cost, regional, and local Points. Therefore the total Points for 1,000 hours of NZE yard truck usage is: $(15 + 80 + 1) \times 3 = 288$ Points.

17-9 Cont'd

Formatted: Superscript

Deleted: 9

Deleted: 6

Commented [JL2]: SCAQMD wrote Equation 6 in the draft technical report. Victor Juan confirmed by email that this is a mistake, and should read "Equation 7"

Version 3/3/2020

Version 3/3/2020												
WAIRE Menu Item	WAIRE Menu Sub-Item		Reporting Metric	Annualized Metric	Annualized Incremental Cost (\$/metric)	Annualized Regional Emissions Reduction (lb NOx/ metric)	Annualized Local Benefit (lb DPM/ metric)	Cost	Regional Emission Reduction	Local Emission Reduction	WAIRE Points	
Acquire NZE/ZE Trucks in Warehouse Operator Truck Fleet	Acquisition (Purchase Truck)	Class 8 Truck	NZE	Number of trucks	1 truck purchased	\$65,000	0	0	3	52	0	55
		Class 4 - 7 Truck	NZE		\$30,000	0	0	2	24	0	26	
		Class 8 Truck	ZE		\$130,000	0	0	6	129	0	136	
		Class 4 - 7 Truck	ZE		\$80,000	0	0	4	64	0	68	
NZE/ZE Truck Visits	Use (One-way trips)	Class 8 Truck	NZE	Number of trips	365 truck visits	\$3,825	163.3	1.3	3	21	38	42
		Class 4 - 7 Truck	NZE		\$13,928	26.3	0.1	3	6	3	12	
		Class 8 Truck	ZE		\$54,400	180.3	1.3	9	24	38	51	
		Class 4 - 7 Truck	ZE		\$201	29.7	0.3	3	6	3	12	
Acquire ZE Yard Truck	Acquisition: Purchase Yard Truck	ZE	Number of yard trucks	1 truck purchased	\$230,000	0	0	9	168	0	177	
Use ZE Yard Truck	Use: Onsite Yard Truck Use	ZE	Hours of use	1000	\$6,250	394	39.9	3	48	240	291	
GNA Creation if NZE Trailers are Added as Option												
Acquire NZE Yard Truck	Acquisition: Purchase Yard Truck	NZE	Number of yard trucks	1 truck purchased	\$50,000	0	0	3	40	0	43	
Use NZE Yard Truck	Use: Onsite Yard Truck Use	NZE	Hours of use	1000	\$2,250	355	35.9	3	45	240	288	

Relative % to ZE 78.7%

17-11

**CENTER FOR COMMUNITY ACTION & ENVIRONMENTAL JUSTICE
EARTHJUSTICE
EAST YARD COMMUNITIES FOR ENVIRONMENTAL JUSTICE
INLAND COALITION FOR IMMIGRANT JUSTICE
INLAND CONGREGATIONS UNITED FOR CHANGE
LONG BEACH ALLIANCE FOR CHILDREN WITH ASTHMA
NATURAL RESOURCES DEFENSE COUNCIL
SAN PEDRO & PENINSULA HOMEOWNERS COALITION
SIERRA CLUB
WEST LONG BEACH ASSOCIATION
WAREHOUSE WORKER RESOURCE CENTER**

October 8, 2020

Wayne Nastri
Executive Officer
South Coast Air Quality Management District
21865 Copley Drive
Diamond Bar, CA 91765

Re: Comments on the Warehouse Indirect Source Rule (Proposed Rule 2305)

Dear Mr. Nastri:

On behalf of the undersigned coalition of community and environmental organizations, we submit these comments on the warehouse indirect source rule. Our coalition represents the communities living and working adjacent to warehouses, who continue to be disproportionately harmed by the freight industry every single day. We appreciate the Air District staff's continued work on the warehouse indirect source rule and request that the agency move expeditiously in the development and adoption of this important regulation.

18-1

For decades, the freight industry has been polluting communities living near warehouses. These communities are exposed to toxic pollution from the warehouse industry and face unacceptable health risks as a result. While the covid-19 pandemic continues to exacerbate health impacts to communities most affected by this industry, warehouses have been profiting – and polluting – more than ever due to consumers' increased reliance on e-commerce,¹ further compounding existing health risks in nearby communities. These trends make clear that it is time to hold warehouses accountable for the harms imposed on countless residents living near these facilities. The warehouse indirect source rule is a critical measure that will address these growing disproportionate pollution burdens and provide communities

18-2

¹ See Justin Ho, *As imports boom, warehouses fill up, and businesses face a storage shortage*, Marketplace (Oct. 1, 2020), <https://www.marketplace.org/2020/10/01/imports-boom-warehouses-fill-up-businesses-face-storage-shortage-online-shopping-covid19/>.

with the basic health protections they deserve. A rule that meaningfully regulates this industry must ensure that warehouses clean up pollution in all communities.	18-2 (cont'd)
An effective warehouse rule must prioritize zero-emissions technology and infrastructure, and create a real pathway to a zero-emissions future. Zero-emissions technology is the only solution that will meaningfully address this industry's air quality and health impacts. Our coalition does not support a rule that promotes investment in near-zero technologies, as this will only serve to slow the transition to a zero-emissions freight sector. Not only will the use of near-zero technology create barriers for zero-emissions operations and infrastructure, it will continue to perpetuate the harms imposed on our communities by the natural gas and oil industry and exacerbate the serious climate and health impacts. This rule must identify clear targets for the complete phase-out of natural gas and combustion technologies. The majority of air quality benefits will be attributable to the use and operation of trucks, and the Air District should take advantage of this opportunity to incentivize the shift towards zero-emissions trucks.	18-3 18-4
The Air District must also ensure the rule starts with sufficient stringency to provide relief to communities now. We remain concerned the compliance obligations will be paltry, which will not provide the necessary relief to communities breathing some of the dirtiest air in the nation. The industry will fight a regulation at whatever level it is set, so the Air District should let public health protection guide the stringency.	18-5
Moreover, the Air District must expand and clarify their concept of a "mitigation fund." As advocates concerned with seeing real change in communities suffering the worst impacts of air pollution, it is imperative that the mitigation fund is not used as a "pay to pollute" scheme. We need details on the Air District's strategy to ensure that warehouses actually adopt pollution abatement strategies, rather than paying their way to compliance. If the mitigation fund is used, we would like the Air District to consider requiring that the mitigation fund dollars enter the communities in which they are coming out of to provide real community benefits, such as EV subsidies for local residents.	18-6
Finally, we urge the Air District to move forward with this rule quickly. There have been numerous delays with this rulemaking process. Communities cannot continue paying for industry with their health, especially while we are still in the midst of a pandemic that puts communities suffering from poor air quality at even greater risk of serious illness and death. We respectfully request that the District ensure that community stakeholders are included in the rulemaking process, and to adopt the rule by March 2021.	18-7
We appreciate your consideration of these comments, and the staff's hard work on this important rule. We look forward to working with the agency to develop a strong warehouse indirect source rule that takes into account community needs and cleans up the warehouse industry.	18-8

Sincerely,

Regina Hsu
Adrian Martinez
Michelle Ghafar
Earthjustice

Esther Portillo
Center for Community Action & Environmental Justice

Taylor Thomas
East Yard Communities for Environmental Justice

Javier Hernandez
Inland Coalition for Immigrant Justice

Tom Dolan, Ph.D.
Inland Congregations United for Change

Sylvia Betancourt
Long Beach Alliance for Children with Asthma

Heather Kryczka
Natural Resources Defense Council

Peter M. Warren
San Pedro & Peninsula Homeowners Coalition

Carlo De La Cruz
Sierra Club

Andrea Vidaurre
Warehouse Worker Resource Center

Theral Golden
West Long Beach Association

cc:

Philip M. Fine, Ph.D.
Deputy Executive Officer
Planning, Rule Development & Area Sources

Sarah Rees
Assistant Deputy Executive Officer
Planning, Rule Development & Area Sources

Ian MacMillan
Planning and Rules Manager
Mobile Sources/ISR

From: [Jiang, Hao](#)
To: [Ian MacMillan](#)
Cc: [Victor Juan](#)
Subject: Warehouse rule - PR 2305
Date: Wednesday, November 04, 2020 5:21:34 PM

Ian,

I have following suggestions for you to consider.

- (1) To eliminate possible perplexity in rule applicability. I suggest to revise the rule applicability as:

(b) Applicability

This rule applies to owners and operators of warehouses located in the South Coast Air Quality Management District (South Coast AQMD) jurisdiction with greater than or equal to 100,000 square feet of indoor floor space in a single building that is may be used for warehousing activities by one or more warehouse operators.

19-1

- (2) For situations when a large building (>100,000 sq.ft.) owner installed a physical barrier or established policy to limit floor space for warehouse activity to less than 50,000 sq.ft., rule should exempt this as well.

(g) Exemptions

(1) Operators In Warehouses That Have Less Than 50,000 Square Feet That They May Use For Warehousing Activities

Warehouse operators who can only use less than 50,000 square feet of a warehouse for warehousing activities due to physical limitation, self-imposed administrative control or terms of their lease are not subject to the requirements in subdivision (d)(1) unless the same parent company owns or controls multiple operators in the same building who collectively use more than 50,000 square feet of space for warehousing activity.

19-2

- (3) To assist regulated warehouses in complying with rule recordkeeping requirement, I suggest AQMD to create a recordkeeping template for warehouse to use.

19-3

Thank you

Hao Jiang, P.E.
Environmental Affairs
Disneyland Resort
714-781-4504
Hao.jiang@disney.com

**CENTER FOR COMMUNITY ACTION & ENVIRONMENTAL JUSTICE
EARTHJUSTICE
EAST YARD COMMUNITIES FOR ENVIRONMENTAL JUSTICE
SIERRA CLUB
URBAN & ENVIRONMENTAL POLICY INSTITUTE
WEST LONG BEACH ASSOCIATION**

December 3, 2020

Chair Burke and Members of the Governing Board
South Coast Air Quality Management District
21865 Copley Drive
Diamond Bar, CA 91765

Re: Warehouse Indirect Source Rule

Dear Chair Burke and Members of the Governing Board:

On behalf of the undersigned coalition of community and environmental organizations, we submit these comments on the warehouse indirect source rule. Our coalition represents the communities living and working adjacent to warehouses, who continue to be disproportionately harmed by the freight industry every single day. We appreciate the Air District staff's continued work on the warehouse indirect source rule and request that the agency move expeditiously in the development and adoption of this important regulation.

20-1

For decades, the freight industry has been polluting communities living near warehouses. These communities are exposed to toxic pollution from the warehouse industry and face unacceptable health risks as a result. The Governing Board's agenda is replete with information showing that mandatory programs to clean up the freight industry should be a top priority for 2021. First, the draft Community Emission Reduction Plan (CERP) for Southeast Los Angeles in Agenda Item 28 identifies the warehouse indirect source rule as a critical element of the effort to address truck and traffic pollution.¹ This is similar to all the other CERPs the agency has completed under AB 617. Second, Agenda Item 5 notes that large quantities of incentive dollars targeted towards the freight industry have largely gone unused. This indicates that voluntary approaches are not sufficient because even when the Air District can pay industry to clean up, it does not necessarily avail itself of these funds. The fact that no marine projects in our region applied for the millions of dollars of available funding is offensive to communities forced to breathe the dirty diesel soot emanating from the ports. Finally, we are reminded in Agenda Item 30 that we have failed yet again to meet another federal air quality standard. These factors all point to the need for mandatory programs to clean up the freight industry with no rule more urgent to adopt than the warehouse indirect source rule.

20-2

20-3

20-4

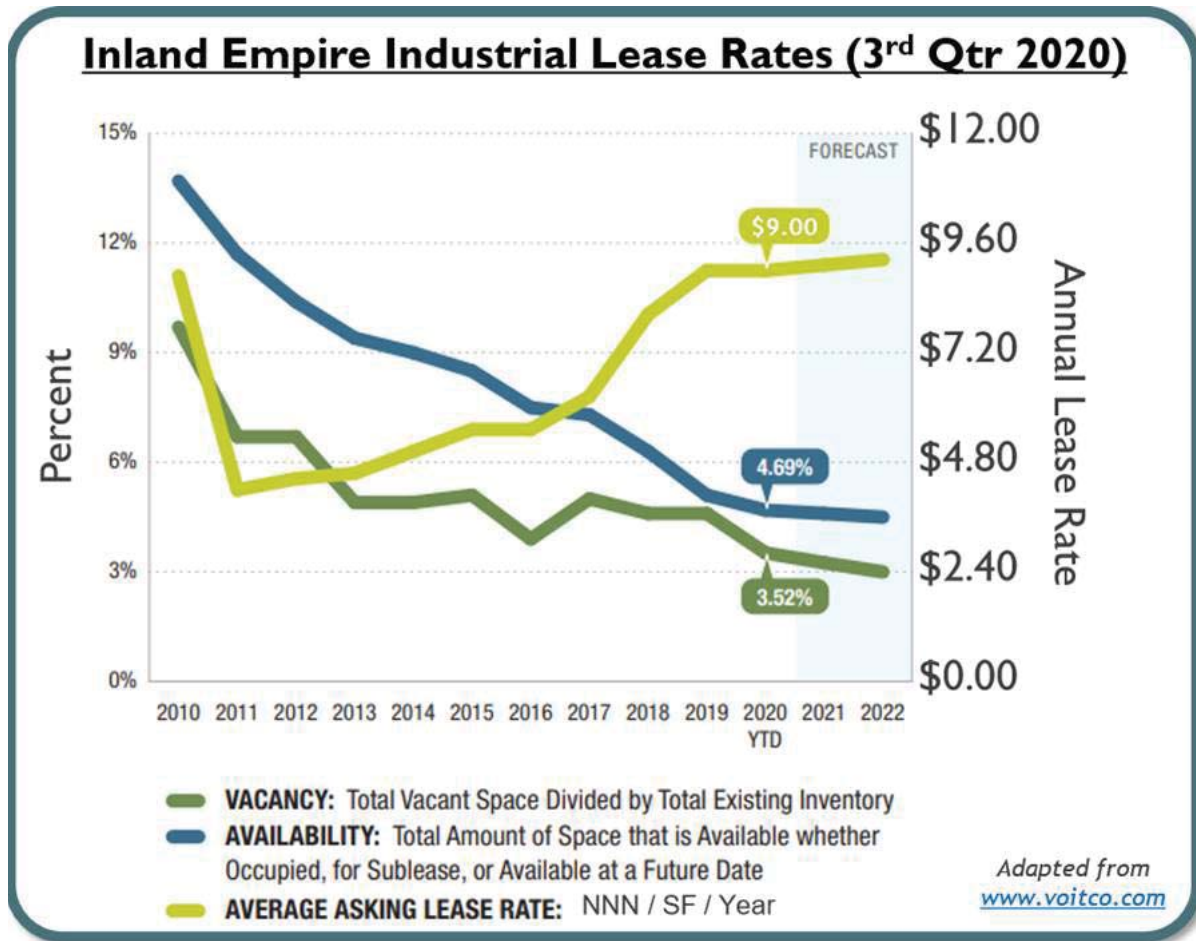
While the covid-19 pandemic continues to exacerbate health impacts to communities most affected by this industry, the freight industry is expanding greatly. For example, the San Pedro Bay Ports have hit historic milestones of freight volumes during several months this year. In addition, warehouses have been profiting – and polluting – more than ever due to consumers' increased reliance on e-

20-5

¹ Draft CERP, at 5b-3, available at <http://www.aqmd.gov/docs/default-source/Agendas/Governing-Board/2020/2020-Dec4-028.pdf?sfvrsn=6>.

commerce,² further compounding existing health risks in nearby communities. During the last Working Group meeting the AQMD Staff presentation included this graphic showing warehouse vacancy rates are very low even as lease rates are hitting the highest levels seen in a decade in the Inland Empire.

20-5
(cont'd)



These trends make clear that it is time to hold warehouses and other freight facilities accountable for the harms imposed on countless residents living near these facilities. The warehouse indirect source rule is furthest along and is a critical measure that will address these growing disproportionate pollution burdens and provide communities with the basic health protections they deserve.

20-5
(cont'd)

We appreciate your consideration of these comments, and the staff's hard work on this important rule. We look forward to working with the Governing Board to develop a strong warehouse indirect source rule that takes into account community needs and cleans up the warehouse industry.

20-6

Sincerely,

Ivette Torres
Center for Community Action & Environmental Justice

² See Justin Ho, *As imports boom, warehouses fill up, and businesses face a storage shortage*, Marketplace (Oct. 1, 2020), <https://www.marketplace.org/2020/10/01/imports-boom-warehouses-fill-up-businesses-face-storage-shortage-online-shopping-covid19/>.

Adrian Martinez
Regina Hsu
Michelle Ghafar
Earthjustice

Taylor Thomas
East Yard Communities for Environmental Justice

Carlo De La Cruz
Sierra Club

Jessica Tovar
Urban & Environmental Policy Institute, Occidental College

Theral Golden
West Long Beach Association

cc:

Wayne Nastri
Executive Officer

Philip M. Fine, Ph.D.
Deputy Executive Officer
Planning, Rule Development & Area Sources

Sarah Rees
Assistant Deputy Executive Officer
Planning, Rule Development & Area Sources

Ian MacMillan
Planning and Rules Manager
Mobile Sources/ISR

Kevin Maggay
Environmental Affairs
kmaggay@socalgas.com
858-254-7556



January 14, 2021

Ian MacMillan
Planning & Rules Manager
South Coast Air Quality Management District
21865 Copley Drive
Diamond Bar, CA 91765

Dear Mr. MacMillan,

Thank you for the opportunity to provide comments on the Proposed Rule 2305: Warehouse Indirect Source Rule (ISR Rule). SoCalGas looks forward to working with the South Coast Air Quality Management District on this effort. While the rule is not in a formal comment period, SoCalGas would like to provide the following comments to assist in its further development.

21-1

Early emission reductions should be weighted

The concept of an ISR Rule was included in the 2016 Air Quality Management Plan (AQMP) with the purpose of achieving 2023 attainment. The early focus of the ISR Rule should remain on achieving State Implementation Plan (SIP) creditable emission reductions to meet 2023 attainment. With that in mind, the ISR Rule should include provisions that heavily weight actions to achieve early, creditable emission reductions. Truck trips with technologies cleaner than baseline diesel would be an example of an action that would get immediate SIP creditable emission reductions to help meet 2023 attainment and should therefore be awarded weighted Warehouse Action and Investments to Reduction Emissions (WAIRE) points. Actions to reduce greenhouse gases or that merely enable emission reductions such as solar panels and infrastructure, respectively, should not be eligible for weighted points because they do not directly achieve SIP creditable emission reductions.

21-2

The incremental cost of hydrogen is not included in the WAIRE point calculations

Zero emission trucks are grouped together regardless of the technology – plug-in or hydrogen – and generate the same number of WAIRE points per trip. However, the number of WAIRE points generated

21-3

are partly determined by the incremental cost. Hydrogen, which has a higher incremental cost than plug-in technologies should therefore generate more WAIRE points. The WAIRE menu should include a separate line item for hydrogen powered trucks and the WAIRE points should be recalculated based on its incremental cost.

21-3
(cont'd)

Emissions reduction calculations may be overestimated when relying on EMFAC assumptions

The emission calculations for heavy-duty truck trips are developed using EMFAC vehicle mile travelled (VMT) data based on existing diesel trucks. Plug-in heavy-duty trucks are significantly limited in the number of miles they can travel because of range capabilities as well as charging downtime. It is not realistic to believe that current plug-in truck technologies can do the same number of daily or annual VMTs as diesel trucks, therefore the emission reductions would be overstated. The amount of WAIRE points a plug-in truck can generate should be limited by its mileage. Other zero and near-zero emission technologies that have long range capabilities should be assumed to achieve the same VMT as diesel.

21-4

Entities should have options to claim more emission reductions and WAIRE points based on operations

The ISR Rule should include provisions that allow entities to claim more emission reduction and WAIRE points than the default based on operations. As an example, VMT is the metric that drives emissions and emission reductions. Trucks in longer range operations inherently achieve more emission reductions when being done by cleaner technologies. Operations that travel more miles than the default EMFAC VMT should have a mechanism to demonstrate that they are achieving more mileage and therefore more emission reductions. Achieving more emission reductions should then result in more WAIRE points.

21-5

Thank you again for the opportunity to comment and we look forward to working with you on this rule.

21-6

Sincerely,



Kevin Maggay
Environmental Affairs
SoCalGas

CC: Sarah Rees (SCAQMD)
Priscilla Hamilton (SoCalGas)
Dan McGivney (SoCalGas)

TESLA Summary of Comments on Draft Proposed Rule 2305

Page: 1

PROPOSED RULE 2305 WAREHOUSE INDIRECT SOURCE RULE – WAREHOUSE ACTIONS AND INVESTMENTS TO REDUCE EMISSIONS (WAIRE) PROGRAM

(a) Purpose

The purpose of this rule is to reduce local and regional emissions of nitrogen oxides and particulate matter, and to facilitate local and regional emission reductions associated with warehouses and the mobile sources attracted to warehouses in order to assist in meeting state and federal air quality standards for ozone and fine particulate matter.

(b) Applicability

This rule applies to ¹ owner and operators of warehouses located in the South Coast Air Quality Management District (South Coast AQMD) jurisdiction with greater than equal to 100,000 sq ar feet of indoor floor space in a single building dedicated to that may be used for warehousing activities by one or more warehouse operators.

Number: 1 Author: nderrickson Subject: Sticky Note Date: 12/16/2020 11:11:48 AM

One key issue we see here is if a warehouse owner/operator leases or contracts for (but doesn't own) an all-electric fleet and uses off-site charging, there would not qualify for earning points. Could the owner/operator be in compliance if they demonstrate use of electric vehicles and charging without owning them on site?

Relatedly, since points can't be earned for activities required by CARB, would warehouse owners/operators already required to electrify their fleets and charging have to go above the CARB requirement for locating charging stations and vehicles at specific locations?

Number: 2 Author: nderrickson Subject: Highlight Date: 12/4/2020 5:27:39 PM

22-1

tractor is parked at a warehouse.

1 **ELECTRIC CHARGER** means an electric charging station for vehicles. Each unique plug that can charge an individual vehicle at any time, regardless of whether other electric chargers/plugs are operating, counts as one electric charger. This equipment is also referred to as Electric Vehicle Supply Equipment (EVSE).

FUEL TYPE means the fuel used to power a vehicle, such as electricity, hydrogen, natural gas, gasoline, or diesel fuel.

(12)(16) 2 **LEVEL 2 CHARGER** means electric vehicle supply equipment (EVSE) that can deliver an electric charge up to a rate of 19.2 kilowatts (kW).

(13)(17) **LEVEL 3 CHARGER** means EVSE that can deliver an electric charge between 19.2 and 50 kW

(14)(18) **LEVEL 4 CHARGER** means an EVSE that can deliver an electric charge between 51 and 150kW

(15)(19) **LEVEL 5 CHARGER** means an EVSE that can deliver an electric charge above greater than 151 kW.

(16)(20) **NEAR-ZERO EMISSIONS (NZE) TRUCKS** means trucks or tractors with engines that meeting the California Air Resources Board's

PR2305 - 2

(Version 10/6/2020)

Number: 1 Author: nderrickson Subject: Highlight Date: 12/16/2020 10:58:12 AM
This definition is confusing around unique plug. Some charging station stalls have two plugs, CCS and Chademo, and only one of the plugs can be used at a time to charge an EV.

We recommend using the definition outlined in the California Energy Code or something more similar to:

"Electric Vehicle Charging Station" or "Electric Vehicle Supply Equipment" means any level of equipment outlined in Article 625 of the California Electrical Code for the purpose of delivering electricity from a source outside an electric vehicle into a plug-in electric vehicle."

Number: 2 Author: nderrickson Subject: Highlight Date: 12/4/2020 6:05:51 PM

Number: 3 Author: nderrickson Subject: Sticky Note Date: 12/16/2020 11:00:42 AM
There are already legally established EV charging levels. These levels should be consistent with them.

LEVEL 1 CHARGER means EVSE that can deliver an electric charge at a rate up to 120-volts. Typically 1kW - 1.4 kW rating.

LEVEL 2 CHARGER means EVSE that can deliver an electric charge at a rate up to 240-volts. Typically 4.8kW to 17.3kW rating.

LEVEL 3 CHARGER or DIRECT CURRENT FAST CHARGER means EVSE that can deliver an electric charge at a rate up to above 480-volts. Typically up to 120+kW.

There may be a desire to also include a higher level charger that serves the Class 7/8 trucks which need charging beyond ~300kW. We should discuss this more given that the industry is working collaboratively on a universal high powered charger.

22-2

22-3

(d) Requirements

(1) **Warehouse Points Compliance Obligation**

Beginning with the Initial Reporting Date in Table 21, a warehouse operator shall earn the applicable **3 WAIRE Points**, for the prior 12-month period from July 1 through June 30, in the amount identified in Table 1-2 as specified in subparagraph (d)(1)(A). WAIRE Points shall be earned for actions and investments completed during the compliance period while the warehouse operator occupied the warehouse, except as specified in paragraph (d)(36). ~~Subdivision (d) only applies to~~ Only warehouse operators in buildings with greater than or equal to 100,000 square feet of floor area ~~dedicated to warehousing that may be used for warehousing activities and who operate~~

PR2305 - 4

(Version 10/6/2020)

 Number: 1 Author: nderrickson Subject: Highlight Date: 12/16/2020 11:08:20 AM

One conceptual issue is that the program seems to capture all trips to and from a warehouse, but doesn't distinguish between trucks that are or aren't actually domiciled at that warehouse. If, for example, a long-haul truck brings goods to a warehouse from 600 miles away, that would count as one trip even though there's currently no cost-effective way to electrify that trip (it would require a public charging network, which is outside of the scope of the operator). Similarly, if you're going back and forth between two warehouses in their jurisdiction, would that count as 2 trips for each warehouse, 4 trips total?

22-4

 Number: 2 Author: nderrickson Subject: Highlight Date: 12/4/2020 6:08:59 PM

It might be helpful to spell out what WAIRE stands for in the definition section. Does WAIRE mean Warehouse Compliance Obligation Points?

22-5

Proposed Rule 2305

- (B) The Weighted Annual Truck Trips (WATTs) at a warehouse include all actual truck trips that occurred at a warehouse while the warehouse operator was responsible for operations during the 12-month compliance period. If a warehouse is occupied by more than one warehouse operator, the WATTs are calculated only for truck trips to or from that operator. Actual truck trip data to a warehouse shall be collected by the warehouse operator and WATTs shall be calculated according to the following equation and as specified in the WAIRE Program Implementation Guidelines.

$$WATTs = [Class 4-2b to 7 truck trips] + [2.5 \times Class 8 truck trips]$$

Where:

Class 4-2b to 7 truck trips = All trucks or tractors that entered or exited a warehouse truck gate(s) or driveway(s) that are truck class 2b, 3, 4, 5, 6, or 7. If truck class

PR2305 - 5

(Version 10/6/2020)

Number: 1 Author: nderrickson Subject: Highlight Date: 12/4/2020 6:13:44 PM

Does this mean all truck trip that occurred to and from the warehouse? Only from vehicles that are engaged in warehouse commercial operation? All trucks that leave or arrive at the warehouse? There could be some loop holes depending on how you write this.


Perhaps add in what is outlined below: "trucks are all straight trucks that entered or exited a warehouse truck gate(s) or driveway(s)."

22-6

Number: 2 Author: nderrickson Subject: Highlight Date: 12/4/2020 6:12:58 PM

Is 2.5 based off of something particular? Or just a general approximation of emissions differences between lower classes and class 8?

22-7

- (C) If a warehouse operator does not have information about the number of truck trips at a warehouse due to a force majeure event such as a destruction of records from a fire, the WATTs shall be calculated according to the following equation. 

$$WATTs = Days\ per\ Year \times Warehouse\ Size \times WTTR$$


Where:

Days per Year = The number of days that the warehouse operator has operational control of the warehouse during the 12-month compliance period

Warehouse Size = Warehouse size in thousand square feet (tsf), as defined in subdivision (c)


WTTR = Weighted Truck Trip Rate, where:
 Warehouses $\geq 200,000$ = 0.95 trips/tsf/day
 Warehouses $\geq 100,000$ = 0.67 trips/tsf/day
 Cold Storage Warehouses = 2.17 trips/tsf/day

(2) Earning WAIRE Points

WAIRE Points shall only be earned through completing actions in the WAIRE Menu in Table 3 and as described in (d)(3), r by completing actions in an approved Custom WAIRE Plan as described in (d)(4), or by choosing to pay a mitigation fee as described in (d)(5) in lieu of completing actions in the WAIRE Menu or in an approved Custom WAIRE Plan.

PR2305 - 6

(Version 10/6/2020)

 Number: 1 Author: nderrickson Subject: Sticky Note Date: 12/4/2020 6:17:10 PM
 Should we add in an option for those warehouses who don't have the current capacity to track and report this data to also be able to use the formula? We could add in something like " or lack of internal capabilities". We would need to think through if companies would default to this and if this equation under estimates. It may be a good concession for some of the business interests on burdensome reporting.

 Number: 2 Author: nderrickson Subject: Highlight Date: 12/4/2020 6:17:28 PM

- (A) A description how the proposed actions will achieve quantifiable, verifiable, and real NOx and DPM emission reductions as quickly as feasible, but later than three years after plan approval; and
- (B) A quantification of expected NOx and/or DPM emission reductions from the proposed project within the South Coast AQMD and within three miles of the warehouse; and
- (C) A description of the method to be used to verify that the proposed project will achieve NOx and/or DPM emission reductions; and
- (D) A schedule of key milestones showing the increments of progress to complete the proposed project; and
- (E) A description of the location and a map of where the proposed project will occur; and
- (F) Any expected permits or approvals required by other private parties, or South Coast AQMD, or other federal, state, or local government agencies to implement the proposed plan.
- (iv) Any proposed plan that relies on VMT reduction must demonstrate that these reductions are surplus to what is included in the most recent approved Regional Transportation Plan (RTP) and Air Quality Management Plan (AQMP).
- (B) Review of Custom Option Plan Applications
 - (i) A Custom WAIRE Plan application must be submitted at least 9 months before an Annual WAIRE Report is due for the year in which the Plan will earn Points.
 - (ii) Within 30 days of receipt of the Custom Option Plan, the Executive Officer will conduct an initial review of the Custom Option Plan and confirm receipt.
 - (iii) The Executive Officer shall approve or reject the Custom Option Plan within 3 months of submittal. If no formal approval or rejection is received by the applicant, the application is presumed rejected unless otherwise provided

(4)(5) Mitigation Fee

In lieu of earning the required number of WAIRE Points in paragraph (d)(3) or (d)(4) If a warehouse ~~operator~~ does not earn a sufficient number of WAIRE Points to may choose to satisfy all or any remaining part of their WAIRE Points Compliance Obligation in (d)(1), they shall pay through payment of a mitigation fee to make up the difference according to the schedule below The mitigation fee rate shall be equal to in the amount of ~~1,000XX~~ for each WAIRE Point.

(A) In any one compliance year, if a warehouse operator does not complete at least 50% of their WAIRE Points Compliance Obligation through the earning of WAIRE points from Table 3, the following year the mitigation fee rate shall be ten percent more than the dollar value per WAIRE Point that the warehouse operator paid in the previous year.

(5)(6) Transferring WAIRE Points

WAIRE Points are not transferable, except as specified below.

(A) Transferring WAIRE Points to a Different Warehouse

~~3~~ a warehouse operator conducts warehousing activities at more than one warehouse, then WAIRE Points earned for one warehouse may be used at the other warehouse(s) under the operational control of that am warehouse operator. Only those points that are earned


PR2305 - 10

(Version 10/6/2020)

Number: 1 and/or owner?	Author: nderricksonSubject: Highlight Date: 12/4/2020 6:21:11 PM	22-10
Number: 2 Where do the mitigation fee funds go?	Author: nderricksonSubject: Highlight Date: 12/4/2020 6:30:29 PM	22-11
Number: 3 This flexibility is good and important to include.	Author: nderricksonSubject: Highlight Date: 12/4/2020 6:31:02 PM	22-12

- (D) 1 the warehouse has an alternative fueling station(s) or electric harging station(s) located onsite, the Initial Site Information Report shall include
- (i) Number of electric chargers/alternative fueling stations installed. The report must include the level for each electric charging station. For alternative-fueling stations, the report must include the fuel type, maximum fuel dispensing rate, the maximum amount of fuel that can be dispensed daily, and the pressure of the fueling system, if applicable.
 - (ii) Types of vehicles served;
 - (iii) Total fuel dispensed and/or charging provided in the previous 12-month period.
- (E) If the warehouse operator has yard trucks that are based-used at that site-warehouse facility, the Initial Site Information Report shall include:
- (i) Number of yard trucks, and indicate which of these are registered as motor vehicles under Vehicle Code section 4000, et seq. by onroad and offroad classification;
 - (ii) Fuel type and engine size; and
 - (iii) Total annual hours of operation of all yard trucks.
- (F) If the warehouse has onsite alternative energy generation equipment and/or onsite energy storage equipment, the Initial Site Information Report shall include:
- (i) The type and rated capacity of the alternative energy generation system in kilowatts and kilowatt-hours per year, and/or rated capacity of the energy storage system in kilowatt-hours, as applicable.
 - (ii) The total energy generation and/or usage of the energy storage system in kilowatt hours expected during the next applicable 12-month compliance period in subdivision (d).

Table 1-2 – Annual Variable

WAIRE Report Year*	Annual Variable
First Year	 X
Subsequent Years	XX
Etc.	XX
	XX
	XX

* This is the year that a warehouse submitted its Annual WAIRE Report.

Table 3 WAIRE Menu

Action/Investment	Action/Investment Details	Reporting Metric	Annualized Metric	WAIRE Points per Annualized Metric	Discounted WAIRE Points Subparagraph (d)(6)(A)
Acquire ZE/NZE Trucks in Warehouse Operator Fleet	ZE Class 8	Number of trucks	One truck acquired	126	126
	ZE Class 4-7			68	68
	ZE Class 2b-3			14	14
	NZE Class 8			55	55
	NZE Class 4-7			26	26
ZE/NZE Truck Visits	ZE Class 8	Number of visits	365 truck visits	51	33
	ZE Class 4-7			12	9
	ZE Class 2b-3			9	6
	NZE Class 8			42	24
	NZE Class 4-7			12	9
Acquire ZE Yard Truck		Number of yard trucks	One yard truck acquired	177	177
Use ZE Yard Truck		Hours of use	1,000 hours	291	51
Install Onsite ZE Charging or Fueling Infrastructure	Level 5 EVSE Purchase	Number of EVSE purchased	One EVSE purchased	118	118
	Level 4 EVSE Purchase			51	51
	Level 3 EVSE Purchase			26	26
	Level 2 EVSE Purchase			5	5
	TRU Plug EVSE Purchase			1	1
	Begin construction on Level 3, 4, or 5 charger project	First day of construction	One construction project	9	9
	Begin construction on Level 2 charger project			9	9
	Begin construction on TRU Plug project			5	5
	Finalize Level 3, 4, or 5 charger project			59	59
	Finalize Level 2 charger project			9	9
Hydrogen (H ₂) Station	Finalize TRU Plug project	The latter of final permit sign off or charger energization	One construction project	7	7
		Daily capacity of station in kilograms (kg)	One 700 kg/day station construction project	1,680	1,680
Use Onsite ZE Charging or Fueling Infrastructure	Vehicle Charging	Kilowatt-hours (kWh) of	165,000 kWh	42	24
	TRU Charging	dispensed electricity	10,658 kWh	10	3
	H ₂ Station Usage	Kg of dispensed H ₂	6,152 kg	43	25
Install Onsite Solar Panels	Rooftop	Size of system in kW	100 kW system	23	23
	Canopy			27	27
Use Onsite Solar Panels		Energy production in kWh	165,000 kWh	2	2
Install High-Efficiency Filters or Filter Systems in Residences, Schools, Daycares, Hospitals, or Community Centers	Install Stand-Alone System	Number of systems installed	25 systems	55	55
	Install Filters	Number of filters installed	200 filters	51	51

PR2305 - 19

(Version 10/6/2020)

T Number: 1 Author: nderrickson Subject: Highlight Date: 12/16/2020 11:04:37 AM

This should be updated to the levels of charging based off of the aforementioned already established charging levels 1- 120V, 2 - 240V, 3 or DCFC - 480+V and perhaps adding a high powered charger as well for Class 7/8 trucks.

22-15

The way points are calculated may be best and fairly determined through a scaled \$/kWh charge rate for the different levels of charging and also a scaled cost for the different construction costs for different levels of charging. For example, the point calculation should not disincentivize higher powered, more expensive charging stations.

T Number: 2 Author: nderrickson Subject: Highlight Date: 12/16/2020 11:12:50 AM

Can you explain what a "TRU Plug EVSE Purchase" is?

22-16

T Number: 3 Author: nderrickson Subject: Highlight Date: 12/16/2020 11:21:57 AM

The hydrogen fueling station is worth much more than points for an EV charging station. Usage points should be scaled so they are equivalent between vehicle miles traveled.

22-17

CENTER FOR COMMUNITY ACTION & ENVIRONMENTAL JUSTICE
EARTHJUSTICE
EAST YARD COMMUNITIES FOR ENVIRONMENTAL JUSTICE
LONG BEACH ALLIANCE FOR CHILDREN WITH ASTHMA
NATURAL RESOURCES DEFENSE COUNCIL
PARTNERSHIP FOR WORKING FAMILIES
SAN PEDRO & PENINSULA HOMEOWNERS COALITION
SIERRA CLUB
THE LOS ANGELES COUNTY ELECTRIC TRUCK & BUS COALITION
WAREHOUSE WORKER RESOURCE CENTER
WEST LONG BEACH ASSOCIATION

February 5, 2021

Ian MacMillan
 Planning and Rules Manager
 South Coast Air Quality Management District
 21865 Copley Drive
 Diamond Bar, CA 91765

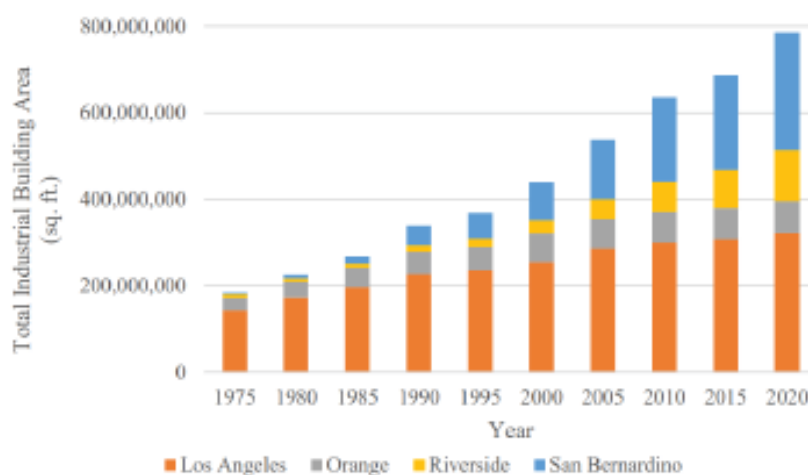
Re: Comments on the Warehouse Indirect Source Rule (Proposed Rule 2305)

Dear Mr. MacMillan,

On behalf of the undersigned coalition of organizations, we submit these comments on Proposed Rule 2305. We appreciate staff's continued work on the warehouse indirect source rule, but we remain concerned that the current proposal will not meaningfully regulate an industry that has polluted communities for years. As demonstrated in the figure below, the warehouse industry has grown steadily in the South Coast Air Basin in the past two decades,¹ and nearby communities continue to be disproportionately impacted by the polluting trucks visiting these facilities.

23-1

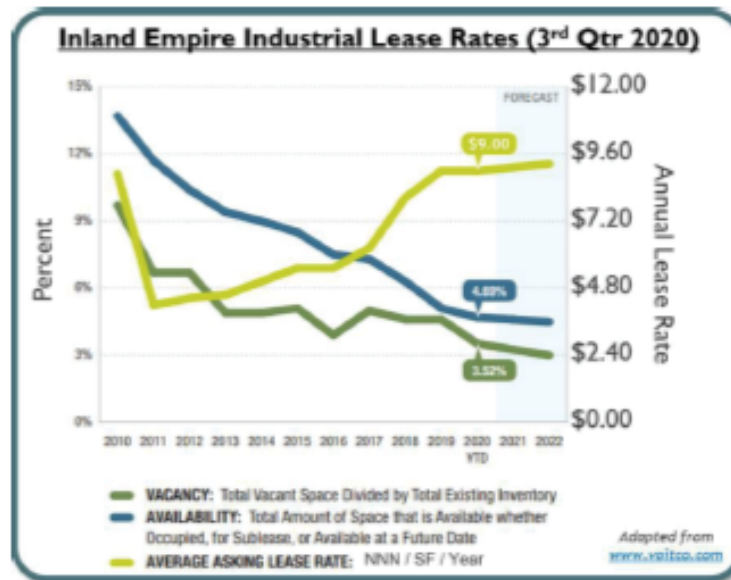
Figure 10: Industrial Building Growth by County



¹ SCAQMD, Preliminary Draft Staff Report, 45.

The ongoing covid-19 pandemic has exacerbated the unacceptable health risks that these frontline communities face every day. Last year, this public health crisis coincided with one of the worst smog seasons in the South Coast Air Basin in decades – with a total of 157 days of ozone pollution levels exceeding state and federal air quality standards.²

Meanwhile, the warehouse industry has reported record-breaking profits during the pandemic as consumers increasingly rely on e-commerce. Last year, the San Pedro Bay Ports hit record freight volumes for several months. At the Port of Long Beach, December 2020 was the Port’s busiest month in its 110-year history, and 2020 was the Port’s “all-time busiest year.”³ This increased port activity has only accelerated the expansion of an already booming warehouse industry, further compounding the health burdens on nearby communities.⁴ In the Inland Empire, warehouse vacancy rates have reached their lowest in a decade while lease rates have increased.



A strong warehouse indirect source rule will address these growing disproportionate pollution burdens, provide basic health protections to our communities, and put the South Coast on track to attain federal and state ambient air quality standards. But the Air District must prioritize public health and take into account community needs in the development of this rule.

I. The Air District must increase the proposed stringency in order to meaningfully address public health concerns.

We oppose the current proposed stringency value of 0.0025 WAIRE points/WATT and urge the Air District to evaluate and consider higher stringency values for the final rule. The undersigned

23-2

² Tony Barboza, *L.A. began 2020 with a clean-air streak but ended with its worst smog in decades*, Los Angeles Times (Dec. 6, 2020), <https://www.latimes.com/california/story/2020-12-06/2020-la-air-quality-southern-california-pollution-analysis>.

³ Port of Long Beach, *Port Moves a Record 8.1 Million TEUs in 2020*, Jan. 15, 2021, <https://www.polb.com/port-info/news-and-press/port-moves-a-record-8-1-million-teus-in-2020-01-15-2021/>.

⁴ See Justin Ho, *As imports boom, warehouses fill up, and businesses face a storage shortage*, Marketplace (Oct. 1, 2020), <https://www.marketplace.org/2020/10/01/imports-boom-warehouses-fill-up-businesses-face-storage-shortage-online-shopping-covid19/>.

organizations have repeatedly asked for a rule that starts with sufficient stringency to provide relief to communities sooner.

The Air District has identified several factors that were taken into consideration in determining the stringency.⁵ We disagree with the agency's approach of "balancing all factors." Public health concerns are unequivocally of greater importance than the financial impact to an industry that profits at the expense of our communities' health. As the Air District has acknowledged, the warehouse industry is experiencing record profits and all-time low vacancies. Despite increasing rents and cargo diversion, the industry continues to grow in the region and facilities are not choosing to leave the area.⁶ The industry can, and must, shoulder these regulatory costs. A transformation of the warehouse industry is long overdue, and public health must be the single most important factor in guiding the stringency of this rule.

The current range of stringency values, if implemented, is far too low to bring about meaningful change to warehouse operations.⁷ The lowest stringency value studied by the Air District (0.0001) would only reduce, at a maximum, 1.5 tons per day of nitrogen oxide emissions and 0.01 tons per day of diesel particulate matter emissions.⁸ Due to the annual variable and phase-in schedule, the full stringency would not even apply to many warehouses for years.⁹ These emissions reductions will not be sufficient to bring relief to communities living adjacent to warehouse facilities in the near future. We request that the agency analyze a stringency value of 0.0075 WAIRE points per WATT at a minimum. The Air District's analysis shows that a stronger rule would not result in warehouses leaving the region, and a higher stringency value is necessary to bring about a transformation of this industry.

While we appreciate that staff has provided the scenario analysis tool and WAIRE calculator for public use, these tools are inaccessible to community members. The calculator, scenario analyses, and draft staff report do not clarify the specific factors used to calculate the stringency value and, ultimately, a regulated facility's points obligation. It is unclear whether the agency's analysis accounts for demographics in affected communities, data that is critical to identifying environmental justice communities and sensitive receptors located near facilities. We have repeatedly emphasized that facilities located in environmental justice communities and neighboring sensitive receptors must receive a higher points obligation or attain zero-emissions operations on an accelerated timeline. The draft proposed rule does not account for this, and we request that the Air District include a demographic variable in the points obligation calculation.

23-2
(cont'd)

II. A strong warehouse ISR must prioritize zero-emissions technology.

As noted in our previous comment letters, a strong warehouse indirect source rule must prioritize zero-emissions technology and infrastructure, the only solution that will effectively address the air quality and health impacts caused by this industry. Yet, the Air District's scenario analysis continues to overestimate the emissions reductions for near-zero technologies. For example, facilities earn the same amount of points for NZE class 4-7 truck visits and ZE class 4-7 truck visits.¹⁰ This obscures the real costs of near-zero technologies – further investment in natural gas and oil infrastructure that will

23-3

⁵ Preliminary Draft Staff Report, 6.

⁶ *Id.* at 58.

⁷ SCAQMD, *Warehouse ISR Working Group Presentation* (Dec. 17, 2020), slides 21-22.

⁸ *Id.* at slide 22.

⁹ Preliminary Draft Staff Report, 29.

¹⁰ *Id.* at 97.

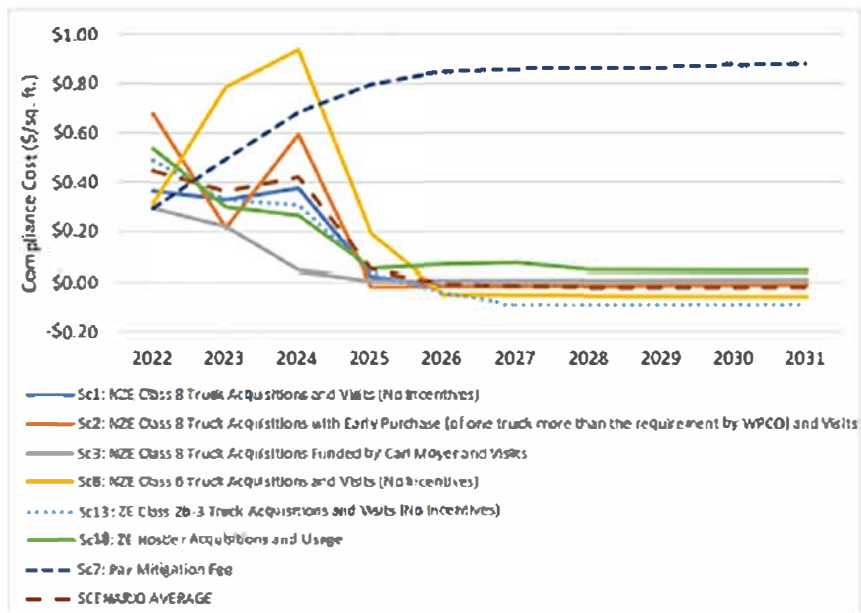
perpetuate harm in frontline communities. We request that the Air District update the WAIRE menu to incentivize investment in zero-emissions technology and infrastructure.

A rule that incentivizes zero-emissions technology will protect the health of our communities and create quality jobs. The transition towards zero-emissions will require the installation of charging infrastructure, on-site solar panels, and the manufacturing of electric vehicles – all of which will lead to meaningful job opportunities in the implementation of cleaner technologies at warehouses. The manufacturing of zero-emission buses and solar panel installation on larger commercial buildings have created and broadened access to unionized jobs with quality wages and benefits for workers. The warehouse indirect source rule can facilitate a similar transformation that will further increase demand for quality jobs in the greening energy, transportation, and manufacturing sectors. The Air District should not waste an opportunity to develop a rule that will lead to significant emissions reductions and create access to good jobs.

III. The rule must not allow for a “pay-to-pollute” compliance option.

We remain concerned about the mitigation fee option as it allows regulated facilities to pay their way into compliance, rather than invest in on-site WAIRE menu items to clean up operations. Although the scenario cost analysis estimates that the mitigation fee will be a more costly option and not frequently used, the agency’s projections show that the \$1000/point fee remains a cheaper compliance pathway in the initial phases of the rule.¹¹

Figure 14: Potential Bounding Analysis Costs from Truck Acquisition and Subsequent Usage Scenarios



In order to incentivize investment in the WAIRE menu items, we ask that staff consider a higher mitigation fee. In the event that warehouses opt to pay their way into compliance, the Air District should require that these funds are spent in the communities surrounding those facilities.

IV. The Air District should release data on warehouse facilities that is relevant to compliance.

¹¹ *Id.* at 66.

In order to ensure proper public engagement, the Air District must make certain information relevant to compliance available to the public. Specifically, we request that the agency release the following data: the number of truck trips to each regulated facility; the number of trucks and tractors serving a warehouse, by truck class and fuel type; the trucking companies servicing the regulated facilities; and the truck routes to and from each facility.

23-5

This information is critical to understanding the impacts of warehouses in nearby communities. There is no legal rationale to withhold this information from the public. Such data does not constitute confidential business information and will be essential for proper enforcement of the rule.

V. We cannot afford further delays of the warehouse indirect source rule.

Finally, the Air District must adopt the warehouse indirect source rule as expeditiously as possible, and no later than April. We appreciate staff's continued work on this critical regulation, but the rule has experienced numerous delays while the freight industry continues to pollute communities living near warehouses. The Air District has the opportunity to adopt a strong and equitable warehouse indirect source rule that will provide significant health benefits to frontline communities. We ask that staff continue to engage with community members so that community needs and concerns can be addressed in the development of this rule.

23-6

We appreciate your consideration of these comments and the staff's work on this important rule. We look forward to continuing to work with the Air District to develop a regulation that prioritizes public health.

Sincerely,

Regina Hsu
Michelle Ghafar
Adrian Martinez
Earthjustice

Ivette Torres
Center for Community Action & Environmental Justice

Taylor Thomas
East Yard Communities for Environmental Justice

Sylvia Betancourt
Long Beach Alliance for Children with Asthma

Heather Kryczka
Natural Resources Defense Council

Kathy Hoang
Partnership for Working Families

Peter M. Warren
San Pedro & Peninsula Homeowners Coalition

Carlo De La Cruz
Sierra Club

Yasmine Agelidis
The Los Angeles County Electric Truck & Bus Coalition

Andrea Vidaurre
Warehouse Worker Resource Center

Theral Golden
West Long Beach Association

cc:

Wayne Natri
Executive Officer
South Coast Air Quality Management District

Sarah Rees
Assistant Deputy Executive Officer
Planning, Rule Development & Area Sources

Victor Juan
Program Supervisor
South Coast Air Quality Management District



February 16, 2021

South Coast AQMD Board Members, Mobile Source Committee

The Honorable William A. Burke, Ed.D., Chair
 The Honorable Sheila Kuehl, Los Angeles County Representative, Vice Chair
 The Honorable Lisa Bartlett, Orange County Representative
 The Honorable Larry McCallon, Cities of San Bernardino County Representative
 The Honorable Manuel Perez, Riverside County Representative
 The Honorable Carlos Rodriguez, Cities of Orange County Representative

cc: Matt Miyasato, Ph.D., Deputy Executive Officer
 Ian MacMillan, Planning and Rules Manager
 (Submitted electronically)

RE: Inclusion of Near-Zero Emission Terminal Tractors Under Proposed Rule 2305 (WAIRE)

Dear Chairman Burke and Members of the South Coast AQMD Board's Mobile Source Committee:

The signatories to this letter represent a broad coalition employing many hundreds of people who live and work throughout Southern California. Our companies and organizations manufacture, sell, service, support, operate and/or provide renewable and traditional fuels for heavy-duty vehicles (HDVs) powered by state-of-the-art, ultra-low-emission engines. These commercially available on- and off-road HDVs – which are certified to CARB's lowest-tier "Optional Low-NOx-Standards" (OLNS) – are fueled by propane or natural gas. As you know, such engines are commonly referred to at the South Coast AQMD as being "Near-Zero Emission" (NZE). All NZE engine types can routinely use renewable low-carbon fuels as "drop-in" replacements for their fossil-fuel versions. The result is that NZE HDVs deliver 90+ percent NOx reductions relative to current heavy-duty engine standards, along with deep greenhouse gas (GHG) reductions when renewably fueled.

We appreciate the opportunity to comment on South Coast AQMD's Proposed Rule (PR) 2305. It appears likely that staff will propose this Indirect Source Rule (ISR) for Board adoption at your April 2021 meeting.

Our coalition of companies and organizations does not oppose the spirit and intent of PR 2305. In fact, we strongly support your efforts to dramatically reduce NOx emissions from HDVs (both on- and off-road) serving large warehouse and distribution centers in the South Coast Air Basin. Our coalition members have made – and will continue to make – major contributions to reducing HDV NOx emissions in the SCAB.

24-1

We are writing to urge you to make a simple, logical, and important modification to the currently defined rule. Specifically, for all the compelling reasons described below, we ask that you direct staff to add NZE terminal tractors (aka yard hostlers, yard tractors, etc.) as a compliance pathway under PR 2305.

24-2

NZE Terminal Tractors Will Provide Highly Cost-Effective NOx Reductions at Warehouse Facilities

We note and appreciate that your staff has embraced NZE on-road trucks as a compliance pathway in drafting PR 2305. Staff has acknowledged that NZE HDVs (regardless of fuel or technology) provide the most cost-effective and expedient means to dramatically reduce (90+ percent) HDV NOx emissions in the SCAB. Most importantly, staff has recognized that the same cost-effective NOx-reduction benefits are achievable from NZE off-road terminal tractors. Unfortunately, PR 2305's draft language does not currently allow NZE terminal tractors as a compliance pathway within the "WAIRE" point system.

In effect, staff appears set on pursuing a specified technology mandate for off-road HDVs under PR 2305. *This diverges from the South Coast AQMD's longstanding practice of, and support for, promulgating emissions-performance requirements to reduce HDV emissions, without unfairly favoring any particular type of HDV fuel/technology.* As has been recognized by Board members and executive management at the District, natural gas and propane fueled HDVs (on- and off-road) are now achieving NOx emission levels as low as the grid-generated emissions that result from charging comparable battery-electric HDVs. Yet, the draft rule's current composition disallows compliance with terminal tractors powered by these two types of commercially available NZE engines.

Simply stated, this policy is contrary to the District's urgent mission to restore healthful air quality in the SCAB, and expeditiously achieve ozone attainment. Additionally, it will unnecessarily impose hardship on the entities regulated under the rule. Specifically, if PR 2305 allows only ZE off-road HDVs, it will impose higher infrastructure costs on terminal tractor fleets. This is because the draft rule provides only two compliance options for terminal tractors, as follows:

24-2
(cont'd)

- 1) Battery-electric terminal tractors are important early-commercial platforms that will work well in many warehouse and distribution center applications. Heavy-duty battery-electric vehicles are very promising for off-road use (including terminal tractors), but adopting facilities will need to overcome significant challenges involving charging infrastructure, site upgrades and permitting.
- 2) Hydrogen fuel cell tractors are also very promising, although they are several years behind battery electric tractors for commercial maturity. Essentially, they are pre-commercial products in the late stages of R&D. Similar to the case of battery-electric HDVs, facilities seeking to deploy fuel cell HDVs will need to overcome significant challenges associated with fuel and fueling infrastructure. In particular, hydrogen fuel is not yet readily available for use in the transportation sector, especially in HDV applications.

Expanding PR 2305 to allow NZE terminal tractors (regardless of fuel type) will provide additional lower-cost compliance options, for both capital costs and fueling infrastructure. NZE propane and natural gas terminal tractors entail relatively modest incremental capital costs over their baseline terminal tractor counterparts. They are likely to provide lower total cost of ownership (TCO) than either type of ZE platform noted above (Staff's analysis for on-road NZE trucks in Table 9 of the PR 2305 Technical Report acknowledges this). Many warehouses and distribution facilities already have access to propane or natural gas fuel. Propane-fueled NZE terminal tractors can use innovative "pony tank" systems that enable quick tank swaps, with no new infrastructure required.

Board Action is Needed to Support Staff in Modifying PR 2305 for this Simple Change

Unless your Board intervenes to redirect staff, PR 2305 will prevent fleets and facility operators from choosing the most expeditious, lowest total-cost-of-ownership pathway to dramatically reduce NOx (and carcinogenic diesel particulate emissions) from terminal tractors serving large warehouse and distribution centers. PR 2305 will unnecessarily restrict compliance pathways and prescribe a rigid, uneconomic approach that fails to capitalize on

24-3

cost-effective NOx benefits that are readily obtainable from NZE tractors. And as noted, when fueled with drop-in renewable fuels (natural gas or propane), NZE terminal tractors will provide exceptionally low GHG emissions.

Staff clearly needs help from your Board to rectify this situation and improve PR 2305 as a means to rapidly obtain HDV NOx reductions. For many months, our coalition members have engaged with Staff to describe the cost-effective clean-air benefits that can be realized with use of NZE terminal tractors. We have suggested specific (yet modest) changes to PR 2305. To their credit, Staff members have listened to our concerns. We believe Staff genuinely seeks a more diverse, performance-oriented final Rule 2305 that will achieve fast, cost-effective NOx reductions, as strongly needed for timely ozone attainment. Unfortunately, they indicate that any decision to modify PR 2305 language to include NZE terminal tractors must come at the direction of Board members. This is apparently due to intense, sustained pressure on Staff exerted by certain factions demanding the rule contain an exclusionary, “ZE-only” compliance pathway for terminal tractors regardless of the emission and cost-effectiveness advantages provided by NZE terminal tractor platforms.

24-3
(cont'd)

Respectfully, we request that you direct Staff to modestly revise PR 2305 to include NZE terminal tractors as compliance pathways. To reiterate, our coalition members support the **non-exclusive** use of ZE terminal tractor platforms as ISR compliance pathways. In fact, some of our coalition members are also developing and/or supporting battery-electric and/or hydrogen fuel cell terminal tractor products and technology. Nonetheless, we believe that – for all the important and compelling reasons further discussed herein – the Board should immediately intervene to allow both ZE and NZE terminal tractors. As noted, Staff has already adopted this exact rationale in allowing NZE on-road trucks as compliance pathways under PR 2305.

NZE Off-Road HDVs Are Fully Consistent with Past and Emerging AQMP Control Measures

Below are additional compelling reasons to permit use of NZE terminal tractors for compliance under PR 2305; all are based on the South Coast AQMD’s long-standing policies and world-leading technology advancement efforts.

1. For the emerging 2022 Air Quality Management Plan, the District has initiated development of new mobile source strategies that will help achieve SCAB attainment of the 2015 8-hour ozone standard (70 ppb). To support development of these critical 2022 AQMP strategies, the District established “Mobile Source Working Groups” in conjunction with CARB. Notably, draft MOU Elements for the 2022 AQMP emphasize the need to “accelerate Zero Emission (ZE) and Near Zero Emission (NZE) cargo handling equipment (CHE).”¹
2. South Coast AQMD’s Resolution No. 17-2,² used for adopting the 2016 AQMP and submitted into the California SIP, includes the following critical statements (emphasis added):

“WHEREAS, an accelerated deployment of current and emerging near-zero emission natural gas engine technologies will provide significant, cost-effective and near-term benefits to regional and local air quality, energy supply security, and public health;” (Page 4, amended 3/3/17)

“BE IT FURTHER RESOLVED, that the mobile source incentive program for heavy-duty vehicles outlined in the 2016 AQMP place priority on the most cost-effective technologies to reach short-term air quality goals such as current and emerging near-zero emission natural gas engine technologies.” (Page 10, amended 3/3/17)

3. The 2016 (most-current) AQMP³ includes nearly 70 individual references to NZE vehicles and equipment. It repeatedly emphasizes the high importance assigned by Staff for rapid, near-term deployment of NZE HDVs to meet ozone attainment goals. Specific examples of such passages in the AQMP include the following (emphasis added):

24-4

¹ South Coast Air Quality Management District and California Air Resources Board, “An Overview of CARB’s Mobile Source Strategies: 2022 AQMP Mobile Source Working Group, staff presentation, December 16, 2020, <http://www.aqmd.gov/docs/default-source/clean-air-plans/air-quality-management-plans/2022-air-quality-management-plan/presentation-2022-aqmp-mobile-sources-wg-final.pdf?sfvrsn=12>.

² South Coast AQMD, “Attachment A, Resolution No. 17-2,” adopted by the Board, March 3, 2017, <http://www.aqmd.gov/docs/default-source/clean-air-plans/air-quality-management-plans/2016-air-quality-management-plan/final-2016-aqmp/resolution.pdf?sfvrsn=6>.

³ South Coast AQMD, “Final 2016 Air Quality Management Plan,” March 2017, <http://www.aqmd.gov/docs/default-source/clean-air-plans/air-quality-management-plans/2016-air-quality-management-plan/final-2016-aqmp/final2016aqmp.pdf?sfvrsn=15>

- “More stringent mobile source emission standards are desperately needed to spur further development and production of zero- and near-zero emission technologies.” (Preface)
- “Given the fast-approaching deadlines – as early as 2022 and 2023, and given that the majority of the zero and near zero technologies needed for attainment have already or will soon be commercially available, it is now possible to specify the technologies and the implementation pathways to attainment” (Page ES-4)
- “The 2016 AQMP control strategy strongly relies on a transition to zero and near-zero emission technologies in the mobile source sector, including automobiles, transit buses, medium- and heavy-duty trucks, and off-road applications. The plan focuses on existing commercialized technologies and energy sources including their supporting infrastructure, along with newer technologies that are nearing commercialization based on recent demonstration programs and limited test markets. Prioritizing and expanding funding in Environmental Justice (EJ) areas will be sought.” (Page ES-5).
- “Additional demonstration and commercialization projects will be crucial to help deploy and reduce costs for zero and near-zero emission technologies. A key element of Plan implementation will be private and public funding to help further the development and deployment of these advanced technologies. Many of the same technologies will address both air quality and climate goals, such as increased energy efficiency and reduced fuel usage.” (Page 4-1)
- “The SCAQMD will continue to support technology demonstration projects for both mobile and stationary sources and will work to create new or expanded funding opportunities for earlier deployment of cleaner technologies, thus contributing to a smooth transition to zero and near-zero emission technologies in the mobile and stationary source sectors. The SCAQMD will prioritize distribution of incentive funding in environmental justice (EJ) areas and seek opportunities to expand funding to benefit the most disadvantaged communities.” (Page 4-3)
- “Mobile sources such as trucks, locomotives, and cargo handling equipment have technological potential to achieve zero- and near-zero emission levels.” (Page 4-8)
- “All technologies and fuels should be able to compete on an equal footing to meet environmental needs. This policy is consistent with the current priority on maximizing emission reductions utilizing zero emission technologies in all applications that are shown to be cost-effective and feasible. In other applications, near-zero technologies remain essential to meet all attainment goals.” (Page 4-9)
- “In the longer-term, there is a need to significantly increase the penetration and deployment of near-zero and zero-emission vehicles, greater use of cleaner, renewable fuels (either alternative fuels or new formulations of gasoline and diesel fuels), and additional emission reductions from federal and international sources such as locomotives, ocean-going vessels, and aircraft.” (Page 4-23)
- “Lastly, one measure seeks to recognize the criteria pollutant emission reduction benefits of existing incentives programs such as the Carl Moyer Memorial Air Quality Standards Attainment Program and Proposition 1B – Goods Movement Emission Reduction Program. The measures call for greater emission reductions through accelerated turnover of older vehicles to the cleanest vehicles and equipment currently available and increased penetration of commercially-available near-zero and zero-emission technologies through incentives programs in the near-term.” (Page 4-24)
- “However, additional research and demonstration are needed to commercialize zero- and near-zero emission technologies for the heavier heavy-duty vehicles (with gross vehicle weight ratings greater than 26,000 pounds).” (Page 4-24)
- “MOB-13 – OFF-ROAD MOBILE SOURCE EMISSION REDUCTION CREDIT GENERATION PROGRAM: This measure seeks to accelerate the early deployment of near-zero and zero-emission off-road equipment through the generation of MSERCs that can be used for purposes of recognizing mobile source emission reductions at facilities affected by proposed AQMP measures MOB-01 through MOB-04 and EGM-01.” (Page 4-33)
- “FURTHER DEPLOYMENT OF CLEANER TECHNOLOGIES: OFF-ROAD EQUIPMENT: This measure is designed to achieve further emission reductions for the Basin’s attainment needs through a suite of additional actions,

24-4
(cont'd)

including greater penetration of near-zero and zero-emission technologies through incentive programs, and emission benefits associated with the potential for worksite integration and efficiency, as well as connected and autonomous vehicle technologies. These emission reductions will be achieved through a combination of actions to be undertaken by both CARB and the SCAQMD.” (Page 4-41)

- “Given the significant NOx emission reductions needed to attain the federal ozone air quality standards by 2023 and 2031, a combination of public funding incentives along with regulatory actions are needed. In the near-term, there is a need to commercialize zero and near-zero on-road trucks and off-road equipment as early as possible.” (Page 4-64)
- “Actions to promote ZEVs in these heavy-duty applications are underway and are important to further reduce regional and near-source toxics exposure, especially as it relates to reducing risk from DPM. In the off-road sector, the 2016 AQMP mobile source control strategies stress the need to reflect this same type of transformation to a mix of zero and near-zero technologies operating on renewable fuels.” (Page 9-11)
- TABLE 9-3 (2016 AQMP CARB Mobile Source Control Measures and Concurrent Key Toxic Air Contaminants Reduced) includes “Cleaner engine technology transfer from on-road to off-road applications” and “Incentive funding to achieve further deployment of cleanest engine technologies” (Page 9-12)

24-4
(cont'd)

South Coast AQMD is the Leading U.S. Supporter of / Champion for NZE HDVs

For more than three decades, the South Coast AQMD’s Technology Advancement / Clean Fuels Program has led the nation (and the world) in providing essential cost-sharing and/or general support to advance progressively lower-emitting HDV technology. In fact, it is largely due to the District’s support over the last decade that natural gas and propane engines (manufactured by our coalition members) are certified by CARB today at NZE levels. Similarly, the District’s financial and technical support has been instrumental in bringing diesel engine technology to the brink of achieving NZE certification. We thank the South Coast AQMD Board and Staff; without such support, it may not have been possible for our coalition members to achieve these very important milestones.

As documented above, wide-scale deployment of NZE HDV technologies and fuels is critical to the District’s overall AQMP control strategy and ability to achieve its air quality goals. If the District now finalizes PR 2305 to exclude NZE terminal tractors, it will be contrary to – and a major blow against – all these successful efforts to develop and deploy NZE HDVs in the SCAB, as strongly needed for ozone attainment. The attached appendix contains specific recent quotes and statements from the District’s Clean Fuels program and related technical documents⁴ that corroborate strong synergy between developing NZE HDV platforms so they can be subsequently deployed in the SCAB, via regulatory mechanisms and/or incentive programs.

24-5

Conclusions and Requested Actions by the Board

Our coalition of companies and organizations respectfully asks the Board to urgently intervene on PR 2305, by directing staff to allow NZE terminal tractors as compliance pathways. This simple modification – which Staff is ready to implement at your direction – will significantly improve PR 2305’s ability to expeditiously achieve its intended NOx reductions. It will provide the regulated community with additional compliance options that are very cost effective for reducing NOx, while also delivering low total cost of ownership. Our recommended action is in full accord with your Board’s longstanding fuel-neutral policies to rapidly deploy emerging clean HDV platforms. It will perpetuate and strengthen the decades-long synergy between the District’s world-class HDV technology advancement program and your efforts to rapidly deploy the cleanest-available HDV fuel-technology platforms, as they emerge into the marketplace.

24-6

⁴ South Coast Air Quality Management District, Board Agenda No. 28, “Approve and Adopt Technology Advancement Office Clean Fuels Program 2019 Annual Report & 2020 Plan Update,” March 2020.

If you have any questions about the content of our letter, or if you would like to discuss this important issue with our coalition, please contact Ben Granholm at ben@westernpga.org or Jon Leonard at jon.leonard@gladstein.org.

Sincerely,

Joy Alafia, President and CEO, Western Propane Gas Association

Tom Swenson, P.E., Business Development Manager, Cummins Inc. – Natural Gas Group

Ashley Remillard, Vice President, Legal, Agility Fuel Solutions

Thomas Lawson, President, California Natural Gas Vehicle Coalition

Todd Campbell, Vice President of Public Policy, Clean Energy

Julie Johnson, President, Ted Johnson Propane

Scott Graham, General Manager, Expo Propane

Mike Caldarera, P.E., Sr. Vice President, Regulatory and Technical Affairs, National Propane Gas Association

APPENDIX

- “The South Coast AQMD Clean Fuels Program cost-shares projects to develop and demonstrate zero, near-zero and low emissions clean fuels and advanced technologies to push the state-of-the-technology and promote commercialization and deployment of promising or proven technologies not only for the Basin but Southern California and the nation as well. As noted, these projects are conducted through public-private partnerships with industry, technology developers, academic and research institutes and local, state and federal agencies.”
- “The South Coast AQMD continually seeks to support the deployment of lower-emitting technologies. The Clean Fuels Program is shaped by two basic factors: 1) Zero, near-zero and low emission technologies needed to achieve clean air standards in the Basin; and 2) Available funding to support technology development within the constraints imposed by that funding.”
- “One function of the Clean Fuels Program is to help expedite the deployment and commercialization of zero, near-zero and low emission technologies and fuels needed to meet the requirements of the AQMP control measures. In many cases, new technologies, although considered “commercially available,” require assistance to fully demonstrate the technical viability to end-users and decision-makers.”
- “More than ever before, the Clean Fuels Program must both foster and accelerate advancement of transformative transportation, and off-road technologies where possible, with an emphasis on zero and near-zero emissions vehicle and fuel technologies. This is especially true given the region’s economic dependence on thriving goods movement, along with the corresponding impact of that industry on environmental justice communities.”
- “It is important to note here that South Coast AQMD’s Technology Advancement Office (TAO) administers not only the Clean Fuels Program but also the Carl Moyer Program (and other significant incentive programs, such as Proposition 1B-Goods Movement and the Community Air Protection Program). These two programs produce a unique synergy, with the Carl Moyer Program providing the necessary incentives to push market penetration and commercialization of zero and near-zero emission technologies developed and demonstrated by the Clean Fuels Program. This synergy enables the South Coast AQMD to act as a leader in both technology development and commercialization efforts targeting reduction of criteria pollutants and GHG reduction co-benefits.”
- District policies “will help both regulatory agencies and OEMs to expedite introduction of zero and near-zero emission vehicles in the Basin, which is a high priority of the AQMP.”
- “Although no near-zero emission diesel technology is commercially available today, South Coast AQMD has been working closely with CARB and others on defining technology pathways via several projects . . . (that) show near-zero emission diesel technologies are feasible via advanced engine and aftertreatment or optimized engine design and calibration. The (Clean Fuels) Plan Update continues to incorporate pursuit of cleaner engines for the heavy-duty sector. Future projects will support the development, demonstration and certification of engines that can achieve these massive emission reductions using an optimized systems approach.”
- “Currently, on-road heavy-duty natural gas engines are increasingly being certified to CARB’s optional low-NOx standards which are significantly lower in NOx than the current on-road heavy-duty standard. This technology category seeks to support the expansion of OEMs producing engines or systems certified to the lowest optional NOx standard or near-zero emissions and useable in a wide variety of medium- and heavy-duty applications, such as Class 6 vehicles used in school buses and in passenger and goods delivery vans, Class 7 vehicles such as transit buses, waste haulers, street sweepers, sewer-vector trucks, dump trucks, concrete mixers, commercial box trucks, and Class 8 tractors used in goods movement and drayage operations and off-road equipment such as construction vehicles and yard hostlers.”
- “The deployment of near-zero emission vehicles would significantly further emission reductions relative to the state’s current regulatory requirements.”

- “The South Coast AQMD relies on a significant increase in the penetration of zero and near-zero emission vehicles in the South Coast Basin to attain federal clean air standards by 2023 and 2032. This project would help develop a number of renewable transportation fuel production and distribution facilities to improve local production and use of renewable fuels to help reduce transportation costs and losses that can reduce total operating costs of zero and near-zero emission vehicles to be competitive with comparable diesel fueled vehicles. Such advances in production and use are expected to lead to greater infrastructure development. Additionally, this project could support the state’s goal of redirecting biomass waste for local fuel production and reduce greenhouse gases associated with these waste biomass feedstocks.”
- “Nonetheless, while the state and federal governments have continued to turn a great deal of their attention to climate change, South Coast AQMD has remained committed to developing, demonstrating and commercializing zero and near-zero emission technologies. Fortunately, many, if not the majority, of technology sectors that address our need for NOx reductions also garner greenhouse gas (GHG) reductions. Due to these “co-benefits,” the South Coast AQMD has been successful in partnering with the state and federal government. Even with the leveraged funds, the challenge for the South Coast AQMD remains the need to identify project or technology opportunities in which its available funding can make a difference in achieving progressively cleaner air in the Basin.”
- “Although both announcements (separate initiatives on clean HDVs by EPA and CARB) are welcome news, the timing is too late to help the South Coast AQMD meet its 2023 federal attainment deadline. So, despite progress, commercialization and deployment of near-zero engines are still needed.
- “Because of Assembly Bill (AB) 6171, which requires reduced exposure to communities most impacted by air pollution, TAO conducted additional outreach to AB 617 communities regarding available zero and near-zero emission technologies, as well as the incentives to accelerate those cleaner technologies into their communities.
- SCAQMD’s Clean Fuels Plan 2020 Update includes projects to develop, demonstrate and commercialize a variety of technologies to meet emission control needs identified in the 2016 AQMP. Emphasis is on getting significant near-term reductions “using near-zero and zero emission technologies,” including “for high horsepower applications.”
- “More than ever before, the Clean Fuels Program must both foster and accelerate advancement of transformative transportation, and off-road technologies where possible, with an emphasis on zero and near-zero emissions vehicle and fuel technologies. This is especially true given the region’s economic dependence on thriving goods movement, along with the corresponding impact of that industry on environmental justice communities.”
- “The Clean Fuels Program and the Carl Moyer Program provide a unique synergy, with the Carl Moyer Program providing the necessary incentives to push market penetration of the technologies developed and demonstrated by the Clean Fuels Program. This synergy enables the South Coast AQMD to act as a leader in both technology development and commercialization efforts targeting reduction of criteria pollutants.”



February 8, 2021

South Coast AQMD Board Members, Mobile Source Committee

The Honorable William A. Burke, Ed.D., Chair

The Honorable Lisa Bartlett, Orange County Representative

The Honorable Larry McCallon, Cities of San Bernardino County Representative

The Honorable Manuel Perez, Riverside County Representative

The Honorable Carlos Rodriguez, Cities of Orange County Representative

(Submitted electronically)

RE: Inclusion of Near-Zero Emission Terminal Tractors Under Proposed Rule 2305 (WAIRE)

Dear Chairman Burke and Members of the South Coast AQMD Board's Mobile Source Committee:

The signatories to this letter represent a broad coalition employing many hundreds of people who live and work throughout Southern California. Our companies and organizations manufacture, sell, service, support, operate and/or provide renewable and traditional fuels for heavy-duty vehicles (HDVs) powered by state-of-the-art, ultra-low-emission engines. These commercially available on- and off-road HDVs – which are certified to CARB's lowest-tier "Optional Low-NOx-Standards" (OLNS) – are fueled by propane or natural gas. As you know, such engines are commonly referred to at the South Coast AQMD as being "Near-Zero Emission" (NZE). It appears that NZE diesel engines may also be on the cusp of commercialization. All three NZE engine types can routinely use renewable low-carbon fuels as "drop-in" replacements for their fossil-fuel versions. The result is that NZE HDVs deliver 90+ percent NOx reductions relative to current heavy-duty engine standards, along with deep greenhouse gas (GHG) reductions when renewably fueled.

We appreciate the opportunity to comment on South Coast AQMD's Proposed Rule (PR) 2305. It appears likely that staff will propose this Indirect Source Rule (ISR) for Board adoption at your April 2021 meeting. Subsequent to that, staff will initially introduce PR 2305 to the Board at its Mobile Source Committee meeting (expected to be no later than March 2021).

Our coalition of companies and organizations does not oppose the spirit and intent of PR 2305. In fact, we strongly support your efforts to dramatically reduce NOx emissions from HDVs (both on- and off-road) serving large warehouse and distribution centers in the South Coast Air Basin. Our coalition members have made – and will continue to make – major contributions to reducing HDV NOx emissions in the SCAB.

We are writing to urge you to make a simple, logical and important modification to the currently defined rule. Specifically, for all the compelling reasons described below, we ask that you direct staff to add NZE terminal tractors (aka yard hostlers, yard tractors, etc.) as a compliance pathway under PR 2305.

NZE Terminal Tractors Will Provide Highly Cost-Effective NOx Reductions at Warehouse Facilities

25-1

25-2

We note and appreciate that your staff has embraced NZE on-road trucks as a compliance pathway in drafting PR 2305. Staff has acknowledged that NZE HDVs (regardless of fuel or technology) provide the most cost-effective and expedient means to dramatically reduce (90+ percent) HDV NOx emissions in the SCAB. Most importantly, staff has recognized that the same cost-effective NOx-reduction benefits are achievable from NZE off-road terminal tractors. Unfortunately, PR 2305's draft language does not currently allow NZE terminal tractors as a compliance pathway within the "WAIRE" point system.

In effect, staff appears set on pursuing a specified technology mandate for off-road HDVs under PR 2305. *This diverges from the South Coast AQMD's longstanding practice of, and support for, promulgating emissions-performance requirements to reduce HDV emissions, without unfairly favoring any particular type of HDV fuel/technology.* As has been recognized by Board members and executive management at the District, natural gas and propane fueled HDVs (on- and off-road) are now achieving NOx emission levels as low as the grid-generated emissions that result from charging comparable battery-electric HDVs. Yet, the draft rule's current composition disallows compliance with terminal tractors powered by these two types of commercially available NZE engines. Additionally, PR 2305 as currently drafted will disallow potential use of NZE diesel terminal tractors, when and if they are commercialized.

25-2
(cont'd)

Simply stated, this policy is contrary to the District's urgent mission to restore healthful air quality in the SCAB, and expeditiously achieve ozone attainment. Additionally, it will unnecessarily impose hardship on the entities regulated under the rule. Specifically, if PR 2305 allows only ZE off-road HDVs, it will impose higher infrastructure costs on terminal tractor fleets. This is because the draft rule provides only two compliance options for terminal tractors, as follows:

- 1) Battery-electric terminal tractors are important early-commercial platforms that will work well in many warehouse and distribution center applications. Heavy-duty battery-electric vehicles are very promising for off-road use (including terminal tractors), but adopting facilities will need to overcome significant challenges involving charging infrastructure, site upgrades and permitting.
- 2) Hydrogen fuel cell tractors are also very promising, although they are several years behind battery electric tractors for commercial maturity. Essentially, they are pre-commercial products in the late stages of R&D. Similar to the case of battery-electric HDVs, facilities seeking to deploy fuel cell HDVs will need to overcome significant challenges associated with fuel and fueling infrastructure. In particular, hydrogen fuel is not yet readily available for use in the transportation sector, especially in HDV applications.

Expanding PR 2305 to allow NZE terminal tractors (regardless of fuel type) will provide additional lower-cost compliance options, for both capital costs and fueling infrastructure. NZE propane and natural gas terminal tractors entail relatively modest incremental capital costs over their baseline terminal tractor counterparts. They are likely to provide lower total cost of ownership (TCO) than either type of ZE platform noted above (Staff's analysis of on-road NZE trucks for PR 2305 acknowledges this). Many warehouses and distribution facilities already have access to propane or natural gas fuel. Propane-fueled NZE terminal tractors can use innovative "pony tank" systems that enable quick tank swaps, with no new infrastructure required.

Board Action is Needed to Support Staff in Modifying PR 2305 for this Simple Change

Unless your Board intervenes to redirect staff, PR 2305 will prevent fleets and facility operators from choosing the most expeditious, lowest total-cost-of-ownership pathway to dramatically reduce NOx (and carcinogenic diesel particulate emissions) from terminal tractors serving large warehouse and distribution centers. PR 2305 will unnecessarily restrict compliance pathways and prescribe a rigid,

25-3

uneconomic approach that fails to capitalize on cost-effective NOx benefits that are readily obtainable from NZE tractors. And as noted, when fueled with drop-in renewable fuels (natural gas, propane or diesel), NZE terminal tractors will provide exceptionally low GHG emissions.

Staff clearly needs help from your Board to rectify this situation, and improve PR 2305 as a means to rapidly obtain HDV NOx reductions. For many months, our coalition members have engaged with Staff to describe the cost-effective clean-air benefits that can be realized with use of NZE terminal tractors. We have suggested specific (yet modest) changes to PR 2305. To their credit, Staff members have listened to our concerns. We believe Staff genuinely seeks a more diverse, performance-oriented final Rule 2305 that will achieve fast, cost-effective NOx reductions, as strongly needed for timely ozone attainment. Unfortunately, they indicate that any decision to modify PR 2305 language to include NZE terminal tractors must come at the direction of Board members. This is apparently due to intense, sustained pressure on Staff exerted by certain factions demanding the rule contain an exclusionary, “ZE-only” compliance pathway for terminal tractors regardless of the emission and cost-effectiveness advantages provided by NZE terminal tractor platforms.

25-3
(cont'd)

Respectfully, we request that you direct Staff to modestly revise PR 2305 to include NZE terminal tractors as compliance pathways. To reiterate, our coalition members support the ***non-exclusive*** use of ZE terminal tractor platforms as ISR compliance pathways. In fact, some of our coalition members are also developing and/or supporting battery-electric and/or hydrogen fuel cell terminal tractor products and technology. Nonetheless, we believe that – for all the important and compelling reasons further discussed herein – the Board should immediately intervene to allow both ZE and NZE terminal tractors. As noted, Staff has already adopted this exact rationale in allowing NZE on-road trucks as compliance pathways under PR 2305.

NZE Off-Road HDVs Are Fully Consistent with Past and Emerging AQMP Control Measures

Below are additional compelling reasons to permit use of NZE terminal tractors for compliance under PR 2305; all are based on the South Coast AQMD’s long-standing policies and world-leading technology advancement efforts.

1. For the emerging 2022 Air Quality Management Plan, the District has initiated development of new mobile source strategies that will help achieve SCAB attainment of the 2015 8-hour ozone standard (70 ppb). To support development of these critical 2022 AQMP strategies, the District established “Mobile Source Working Groups” in conjunction with CARB. Notably, draft MOU Elements for the 2022 AQMP emphasize the need to “accelerate Zero Emission (ZE) and Near Zero Emission (NZE) cargo handling equipment (CHE).”¹
2. South Coast AQMD’s Resolution No. 17-2,² used for adopting the 2016 AQMP and submitted into the California SIP, includes the following critical statements (emphasis added):

“WHEREAS, an accelerated deployment of current and emerging near-zero emission natural gas engine technologies will provide significant, cost-effective and near-term benefits to regional and local air quality, energy supply security, and public health;” (Page 4, amended 3/3/17)

“BE IT FURTHER RESOLVED, that the mobile source incentive program for heavy-duty vehicles outlined in the 2016 AQMP place priority on the most cost-effective technologies to reach short-term air quality goals such as current and emerging near-zero emission natural gas engine technologies.” (Page 10, amended 3/3/17)

25-4

¹ South Coast Air Quality Management District and California Air Resources Board, “An Overview of CARB’s Mobile Source Strategies: 2022 AQMP Mobile Source Working Group, staff presentation, December 16, 2020, <http://www.aqmd.gov/docs/default-source/clean-air-plans/air-quality-management-plans/2022-air-quality-management-plan/presentation-2022-aqmp-mobile-sources-wg-final.pdf?sfvrsn=12>.

² South Coast AQMD, “Attachment A, Resolution No. 17-2,” adopted by the Board, March 3, 2017, [aqmd.gov/docs/default-source/clean-air-plans/air-quality-management-plans/2016-air-quality-management-plan/final-2016-aqmp/resolution.pdf?sfvrsn=6](http://www.aqmd.gov/docs/default-source/clean-air-plans/air-quality-management-plans/2016-air-quality-management-plan/final-2016-aqmp/resolution.pdf?sfvrsn=6).

3. The 2016 (most-current) AQMP³ includes nearly 70 individual references to NZE vehicles and equipment. It repeatedly emphasizes the high importance assigned by Staff for rapid, near-term deployment of NZE HDVs to meet ozone attainment goals. Specific examples of such passages in the AQMP include the following (emphasis added):

- “More stringent mobile source emission standards are desperately needed to spur further development and production of zero- and near-zero emission technologies.” (Preface)
- “Given the fast-approaching deadlines – as early as 2022 and 2023, and given that the majority of the zero and near zero technologies needed for attainment have already or will soon be commercially available, it is now possible to specify the technologies and the implementation pathways to attainment” (Page ES-4)
- “The 2016 AQMP control strategy strongly relies on a transition to zero and near-zero emission technologies in the mobile source sector, including automobiles, transit buses, medium- and heavy-duty trucks, and off-road applications. The plan focuses on existing commercialized technologies and energy sources including their supporting infrastructure, along with newer technologies that are nearing commercialization based on recent demonstration programs and limited test markets. Prioritizing and expanding funding in Environmental Justice (EJ) areas will be sought.” (Page ES-5).
- “Additional demonstration and commercialization projects will be crucial to help deploy and reduce costs for zero and near-zero emission technologies. A key element of Plan implementation will be private and public funding to help further the development and deployment of these advanced technologies. Many of the same technologies will address both air quality and climate goals, such as increased energy efficiency and reduced fuel usage.” (Page 4-1)
- “The SCAQMD will continue to support technology demonstration projects for both mobile and stationary sources and will work to create new or expanded funding opportunities for earlier deployment of cleaner technologies, thus contributing to a smooth transition to zero and near-zero emission technologies in the mobile and stationary source sectors. The SCAQMD will prioritize distribution of incentive funding in environmental justice (EJ) areas and seek opportunities to expand funding to benefit the most disadvantaged communities.” (Page 4-3)
- “Mobile sources such as trucks, locomotives, and cargo handling equipment have technological potential to achieve zero- and near-zero emission levels.” (Page 4-8)
- “All technologies and fuels should be able to compete on an equal footing to meet environmental needs. This policy is consistent with the current priority on maximizing emission reductions utilizing zero emission technologies in all applications that are shown to be cost-effective and feasible. In other applications, near-zero technologies remain essential to meet all attainment goals.” (Page 4-9)
- “In the longer-term, there is a need to significantly increase the penetration and deployment of near-zero and zero-emission vehicles, greater use of cleaner, renewable fuels (either alternative fuels or new formulations of gasoline and diesel fuels), and additional emission reductions from federal and international sources such as locomotives, ocean-going vessels, and aircraft.” (Page 4-23)

25-4
(cont'd)

³ South Coast AQMD, “Final 2016 Air Quality Management Plan,” March 2017, <http://www.aqmd.gov/docs/default-source/clean-air-plans/air-quality-management-plans/2016-air-quality-management-plan/final-2016-aqmp/final2016aqmp.pdf?sfvrsn=15>

- “Lastly, one measure seeks to recognize the criteria pollutant emission reduction benefits of existing incentives programs such as the Carl Moyer Memorial Air Quality Standards Attainment Program and Proposition 1B – Goods Movement Emission Reduction Program. The measures call for greater emission reductions through accelerated turnover of older vehicles to the cleanest vehicles and equipment currently available and increased penetration of commercially-available near-zero and zero-emission technologies through incentives programs in the near-term.” (Page 4-24)
- “However, additional research and demonstration are needed to commercialize zero- and near-zero emission technologies for the heavier heavy-duty vehicles (with gross vehicle weight ratings greater than 26,000 pounds).” (Page 4-24)
- “MOB-13 – OFF-ROAD MOBILE SOURCE EMISSION REDUCTION CREDIT GENERATION PROGRAM: This measure seeks to accelerate the early deployment of near-zero and zero-emission off-road equipment through the generation of MSERCs that can be used for purposes of recognizing mobile source emission reductions at facilities affected by proposed AQMP measures MOB-01 through MOB-04 and EGM-01.” (Page 4-33)
- “FURTHER DEPLOYMENT OF CLEANER TECHNOLOGIES: OFF-ROAD EQUIPMENT: This measure is designed to achieve further emission reductions for the Basin’s attainment needs through a suite of additional actions, including greater penetration of near-zero and zero-emission technologies through incentive programs, and emission benefits associated with the potential for worksite integration and efficiency, as well as connected and autonomous vehicle technologies. These emission reductions will be achieved through a combination of actions to be undertaken by both CARB and the SCAQMD.” (Page 4-41)
- “Given the significant NOx emission reductions needed to attain the federal ozone air quality standards by 2023 and 2031, a combination of public funding incentives along with regulatory actions are needed. In the near-term, there is a need to commercialize zero and near-zero on-road trucks and off-road equipment as early as possible.” (Page 4-64)
- “Actions to promote ZEVs in these heavy-duty applications are underway and are important to further reduce regional and near-source toxics exposure, especially as it relates to reducing risk from DPM. In the off-road sector, the 2016 AQMP mobile source control strategies stress the need to reflect this same type of transformation to a mix of zero and near-zero technologies operating on renewable fuels.” (Page 9-11)
- TABLE 9-3 (2016 AQMP CARB Mobile Source Control Measures and Concurrent Key Toxic Air Contaminants Reduced) includes “Cleaner engine technology transfer from on-road to off-road applications” and “Incentive funding to achieve further deployment of cleanest engine technologies” (Page 9-12)

25-4
(cont'd)

South Coast AQMD is the Leading U.S. Supporter of / Champion for NZE HDVs

For more than three decades, the South Coast AQMD’s Technology Advancement / Clean Fuels Program has led the nation (and the world) in providing essential cost-sharing and/or general support to advance progressively lower-emitting HDV technology. In fact, it is largely due to the District’s support over the last decade that natural gas and propane engines (manufactured by our coalition members) are certified by CARB today at NZE levels. Similarly, the District’s financial and technical support has been instrumental in bringing diesel engine technology to the brink of achieving NZE certification. We thank

25-5

the South Coast AQMD Board and Staff; without such support, it may not have been possible for our coalition members to achieve these very important milestones.

As documented above, wide-scale deployment of NZE HDV technologies and fuels is critical to the District's overall AQMP control strategy and ability to achieve its air quality goals. If the District now finalizes PR 2305 to exclude NZE terminal tractors, it will be contrary to – and a major blow against – all these successful efforts to develop and deploy NZE HDVs in the SCAB, as strongly needed for ozone attainment. The following are specific recent quotes and statements from the District's Clean Fuels program and related technical documents⁴ that corroborate strong synergy between developing NZE HDV platforms so they can be subsequently deployed in the SCAB, via regulatory mechanisms and/or incentive programs.

- “The South Coast AQMD Clean Fuels Program cost-shares projects to develop and demonstrate zero, near-zero and low emissions clean fuels and advanced technologies to push the state-of-the-technology and promote commercialization and deployment of promising or proven technologies not only for the Basin but Southern California and the nation as well. As noted, these projects are conducted through public-private partnerships with industry, technology developers, academic and research institutes and local, state and federal agencies.”
- “The South Coast AQMD continually seeks to support the deployment of lower-emitting technologies. The Clean Fuels Program is shaped by two basic factors: 1) Zero, near-zero and low emission technologies needed to achieve clean air standards in the Basin; and 2) Available funding to support technology development within the constraints imposed by that funding.”
- “One function of the Clean Fuels Program is to help expedite the deployment and commercialization of zero, near-zero and low emission technologies and fuels needed to meet the requirements of the AQMP control measures. In many cases, new technologies, although considered “commercially available,” require assistance to fully demonstrate the technical viability to end-users and decision-makers.”
- “More than ever before, the Clean Fuels Program must both foster and accelerate advancement of transformative transportation, and off-road technologies where possible, with an emphasis on zero and near-zero emissions vehicle and fuel technologies. This is especially true given the region's economic dependence on thriving goods movement, along with the corresponding impact of that industry on environmental justice communities.”
- “It is important to note here that South Coast AQMD's Technology Advancement Office (TAO) administers not only the Clean Fuels Program but also the Carl Moyer Program (and other significant incentive programs, such as Proposition 1B-Goods Movement and the Community Air Protection Program). These two programs produce a unique synergy, with the Carl Moyer Program providing the necessary incentives to push market penetration and commercialization of zero and near-zero emission technologies developed and demonstrated by the Clean Fuels Program. This synergy enables the South Coast AQMD to act as a leader in both technology development and commercialization efforts targeting reduction of criteria pollutants and GHG reduction co-benefits.”
- District policies “will help both regulatory agencies and OEMs to expedite introduction of zero and near-zero emission vehicles in the Basin, which is a high priority of the AQMP.”

25-5
(cont'd)

⁴ South Coast Air Quality Management District, Board Agenda No. 28, “Approve and Adopt Technology Advancement Office Clean Fuels Program 2019 Annual Report & 2020 Plan Update,” March 2020.

- “Although no near-zero emission diesel technology is commercially available today, South Coast AQMD has been working closely with CARB and others on defining technology pathways via several projects . . . (that) show near-zero emission diesel technologies are feasible via advanced engine and aftertreatment or optimized engine design and calibration. The (Clean Fuels) Plan Update continues to incorporate pursuit of cleaner engines for the heavy-duty sector. Future projects will support the development, demonstration and certification of engines that can achieve these massive emission reductions using an optimized systems approach.”
- “Currently, on-road heavy-duty natural gas engines are increasingly being certified to CARB’s optional low-NOx standards which are significantly lower in NOx than the current on-road heavy-duty standard. This technology category seeks to support the expansion of OEMs producing engines or systems certified to the lowest optional NOx standard or near-zero emissions and useable in a wide variety of medium- and heavy-duty applications, such as Class 6 vehicles used in school buses and in passenger and goods delivery vans, Class 7 vehicles such as transit buses, waste haulers, street sweepers, sewer-vector trucks, dump trucks, concrete mixers, commercial box trucks, and Class 8 tractors used in goods movement and drayage operations and off-road equipment such as construction vehicles and yard hostlers.”
- “The deployment of near-zero emission vehicles would significantly further emission reductions relative to the state’s current regulatory requirements.”
- “The South Coast AQMD relies on a significant increase in the penetration of zero and near-zero emission vehicles in the South Coast Basin to attain federal clean air standards by 2023 and 2032. This project would help develop a number of renewable transportation fuel production and distribution facilities to improve local production and use of renewable fuels to help reduce transportation costs and losses that can reduce total operating costs of zero and near-zero emission vehicles to be competitive with comparable diesel fueled vehicles. Such advances in production and use are expected to lead to greater infrastructure development. Additionally, this project could support the state’s goal of redirecting biomass waste for local fuel production and reduce greenhouse gases associated with these waste biomass feedstocks.”
- “Nonetheless, while the state and federal governments have continued to turn a great deal of their attention to climate change, South Coast AQMD has remained committed to developing, demonstrating and commercializing zero and near-zero emission technologies. Fortunately, many, if not the majority, of technology sectors that address our need for NOx reductions also garner greenhouse gas (GHG) reductions. Due to these “co-benefits,” the South Coast AQMD has been successful in partnering with the state and federal government. Even with the leveraged funds, the challenge for the South Coast AQMD remains the need to identify project or technology opportunities in which its available funding can make a difference in achieving progressively cleaner air in the Basin.”
- “Although both announcements (separate initiatives on clean HDVs by EPA and CARB) are welcome news, the timing is too late to help the South Coast AQMD meet its 2023 federal attainment deadline. So, despite progress, commercialization and deployment of near-zero engines are still needed.
- “Because of Assembly Bill (AB) 6171, which requires reduced exposure to communities most impacted by air pollution, TAO conducted additional outreach to AB 617 communities regarding available zero and near-zero emission technologies, as well as the incentives to accelerate those cleaner technologies into their communities.

- SCAQMD's Clean Fuels Plan 2020 Update includes projects to develop, demonstrate and commercialize a variety of technologies to meet emission control needs identified in the 2016 AQMP. Emphasis is on getting significant near-term reductions "using near-zero and zero emission technologies," including "for high horsepower applications."
- "More than ever before, the Clean Fuels Program must both foster and accelerate advancement of transformative transportation, and off-road technologies where possible, with an emphasis on zero and near-zero emissions vehicle and fuel technologies. This is especially true given the region's economic dependence on thriving goods movement, along with the corresponding impact of that industry on environmental justice communities."
- "The Clean Fuels Program and the Carl Moyer Program provide a unique synergy, with the Carl Moyer Program providing the necessary incentives to push market penetration of the technologies developed and demonstrated by the Clean Fuels Program. This synergy enables the South Coast AQMD to act as a leader in both technology development and commercialization efforts targeting reduction of criteria pollutants."

25-5
(cont'd)

Conclusions and Requested Actions by the Board

Our coalition of companies and organizations respectfully asks the Board to urgently intervene on PR 2305, by directing staff to allow NZE terminal tractors as compliance pathways. This simple modification – which Staff is ready to implement at your direction – will significantly improve PR 2305's ability to expeditiously achieve its intended NOx reductions. It will provide the regulated community with additional compliance options that are very cost effective for reducing NOx, while also delivering low total cost of ownership. Our recommended action is in full accord with your Board's longstanding fuel-neutral policies to rapidly deploy emerging clean HDV platforms. It will perpetuate and strengthen the decades-long synergy between the District's world-class HDV technology advancement program and your efforts to rapidly deploy the cleanest-available HDV fuel-technology platforms, as they emerge into the market place.

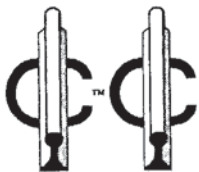
25-6

If you have any questions about the content of our letter, or if you would like to discuss this important issue with representatives from our coalition, please contact Ben Granholm at ben@westernpga.org or Jon Leonard at jon.leonard@gladstein.org.

Sincerely,



Thomas E. Knauff
CEO



**Rail Cents
Enterprises, Inc.**

P.O. Box 235
Wallingford, PA
19086

phone: 610/565-8458
fax: 610/565-3617
E-mail: tom.erickson@railcents.com

January 20, 2021

Philip M. Fine, Ph.D.
Deputy Executive Officer
South Coast Air Quality Management District
Office of Planning, Rule Development & Area Sources
21865 Copley Drive
Diamond Bar, CA 91765

Dear Dr. Fine:

California leads the nation in environmental statutes, and the South Coast AQMD leads California. Your Proposed Rule 2305, the Warehouse Indirect Source Rule, is a good example. However, it has a glaring omission. It fails to foresee the greatest potential weapon in combating damage from urban trucks—railroads. The pick-up and drop-off of large-lot shipments in urban areas by rail sidings could greatly reduce air pollution, road congestion, and road accidents, as well as cut transportation costs. The fact that the large railroads do not yet themselves realize the vast sea of revenue potential from urban sidings only adds to the imperative for regulations that monetize the environmental, economic, and aesthetic advantages of railroad rights-of-way.

27-1

In other ways the South Coast AQMD has already been a leader in reducing pollution from locomotives with its support of the Pacific Harbor Line. You are administering a grant from the Carl Moyer Program to convert the last sixteen PHL locomotives from Tier 2 to Tier 3 emissions standards. PHL has also been working with Progress Rail to lease its Tier 4 switching locomotive and its zero-emission battery locomotive. Your neighbor, the San Joaquin Valley Air Pollution Control District, is administering a \$22.6 million grant from the Near Zero-Emission Board so that BNSF can test Wabtec's zero-emission battery-powered linehaul locomotives.

27-2

The Warehouse Indirect Source Rule should encourage the use of rail sidings to service the warehouse of the future. The reliability of railroad linehaul service has been recently revolutionized by Precision Scheduled Railroading, and it would be a short step to extend a high degree of reliability to switching service at the customer's private siding. Specifically, we would propose that Table 3 to Proposed Rule 2305 be amended so that WAIRE Points are awarded for each carload shipped or received (a boxcar generally carries 120,000-to-180,000 lbs. of lading) in accordance with the locomotive emissions standard met by the serving engine—a rising scale from Tier 1 to Tier 4 to a zero-emission battery-powered switching locomotive.

27-3

Railroads can help cities not just with moving people, but also with urban freight and the integration of environmentally-friendly urban industrial and warehouse jobs and corporate taxes.

Sincerely,

Thomas F. Erickson, Jr.
Proprietor

cc: William A. Burke, Ed.D., Chair, South Coast AQMD Governing Board, c/o Marie Patrick
Mr. Ben Benoit, Vice Chair, South Coast AQMD Governing Board, Wildomar, CA
Mr. Wayne Natri, Executive Officer, South Coast AQMD, Diamond Bar, CA
Mr. Craig Pedersen, Chair Supervisor, San Joaquin Valley APCD, Hanford, CA
Mr. Samir Sheikh, Executive Director, San Joaquin Valley APCD, Fresno, CA
Mr. Otis Cliatt II, President, Pacific Harbor Line, Wilmington, CA

From: Tom Erickson [<mailto:railcents@comcast.net>]
Sent: Friday, February 19, 2021 12:03 PM
To: 'VJuan@aqmd.gov'; 'CDawson@aqmd.gov'; 'FShirmohammadi@aqmd.gov'; 'PYuen@aqmd.gov'
Cc: Michael Sussman
Subject: Warehouse Indirect Source Rule actions

Victor, Caitlin, Farimah, and Priscilla –

Thank you for your time yesterday during our Zoom call about WAIRE points that the South Coast Air Quality Management District proposes to award to warehouses that take specific actions to comply with new requirements for pollution abatement in your 4-county area. I hope to have tickled your interest in the huge potential for railroads to help reduce pollution while simultaneously relieving urban road congestion, accidents, and wear.

27-4

It is not often that our work can lead to groundbreaking improvements. The rest of the country, if not world, will be watching and learning from your efforts to monetize pollution abatement at the level of the individual warehouse. You can plant a seed with enormous positive repercussions by including the use of rail delivery and rail electrification initiatives into your incentive program.

Why do this?

- Because steel-wheel-on-steel-rail requires ¼ of the energy to do the same work as rubber-tire-on-pavement.
- Because it is only fair to reward rail electrification on the same basis as truck electrification.
- Because railroads need incentives to pursue emission reduction in locomotives.
- Because railroads need talking points to solicit warehouse business.

27-5

More specifically, we propose that lines be added to Table 3 in Proposed Rule 2305 as follows:

- Column 1—WAIRE Menu Item: “Use rail sidetrack”
- Column 2—WAIRE Menu Sub-item: “Switched by Tier 1 or 2 Locomotive” or “Switched by Tier 3 or 4 Locomotive” or “Switched by All-electric Locomotive”
- Column 3—Reporting Metric: Number of Cars (with higher points awarded for successive levels in Column 2)

27-6

I have copied Michael Sussman, Chairman & CEO of Strategic Rail Finance, since he brought your warehouse initiative to my attention and since he masterminded the 2020 update to Nevada’s State Rail Plan referenced under separate cover.

27-7

Regards, Tom Erickson, Proprietor, Rail Cents Enterprises, PA office: 610-565-8458

P.S. Would appreciate being advised of your individual titles and whether progress has been made in proposing point amounts for Columns 4, 5, and 6 of Table 3—WAIRE menu.



February 19, 2021

Chair Burke and Members of the Mobile Source Committee
South Coast Air Quality Management District
21865 Copley Drive
Diamond Bar, CA 91765

Re: Item No. 1 – Update on Proposed Rule 2305 Warehouse Indirect Source Rule

Dear Chair Burke and Members of the Mobile Source Committee:

On behalf of Earthjustice, we submit these comments on the warehouse indirect source rule. Earthjustice is working with a broad coalition that includes the communities living and working adjacent to warehouses, who continue to be disproportionately harmed by the freight industry every single day. We appreciate the Air District staff's continued work on the warehouse indirect source rule and request that the agency move expeditiously in the development and adoption of a strengthened regulation that focuses on zero-emissions.

28-1

The covid-19 pandemic has exacerbated health impacts to communities in the region just as we had one of the worst smog season in decades. Warehouses and ports have been profiting – and polluting – more due to consumers' increased reliance on e-commerce,¹ further compounding existing health risks in nearby communities. While those with ownership stakes in the freight system have profited handsomely, communities, particularly low-income communities and communities of color, have suffered the brunt of the air pollution harms.

28-2

Proposed Rule 2305 will mean significant benefits to our region in reduced smog-forming emissions and the need to put people to work to clean up warehouse pollution through retrofitting warehouses with clean transportation and clean energy resources. But, the rule remains too weak, and it should be at least tripled in strength to provide more emissions reductions. Moreover, we recommend the Air District make sure maximum credit is provided for zero-emission technologies and reject efforts by the natural gas and propane industries to use this rule to further expand their infrastructure.

28-3

¹ See Justin Ho, *As imports boom, warehouses fill up, and businesses face a storage shortage*, Marketplace (Oct. 1, 2020), <https://www.marketplace.org/2020/10/01/imports-boom-warehouses-fill-up-businesses-face-storage-shortage-online-shopping-covid19/>.

We appreciate your consideration of these comments, and the staff's hard work on this important rule. We look forward to working with the Governing Board to finally adopt this rule that has been such a vitally important one.

28-4

Sincerely,

A handwritten signature in black ink that reads "Adrian L. Martinez". The signature is fluid and cursive, with the first name "Adrian" and last name "Martinez" clearly legible, and a middle initial "L." in between.

Adrian Martinez
Regina Hsu
Michelle Ghafar
Earthjustice

cc:

Wayne Nastri
Executive Officer

Sarah Rees
Deputy Executive Officer

Ian MacMillan
Planning and Rules Manager
Mobile Sources/ISR

February 17, 2021

ATTN:

Clerk of the Board, clerkofboard@aqmd.gov

Wayne Natri, wnatri@aqmd.gov

Sarah Reese, SRees@aqmd.gov

Ian Macmillan, imacmillan@aqmd.gov

CC: Yassi Kevezade, yassi.kevezade@sierraclub.org

To the Governing Board of the South Coast Air Quality Management District and Senior Staff:

The Robert Redford Conservancy for Southern California Sustainability aims to increase socio-ecological justice and sustainability in our surrounding communities and beyond. We support projects that bolster multiple and interconnected systems (ecological, human, political, economic and cultural), and we foster collaboration and leadership for socio-ecological justice and sustainability.

29-1

We applaud the SCAQMD for its role in inviting community input regarding the impact of warehouses on life and health in Southern California. We believe that action must be taken now to combat climate change and solve the air quality issues of southern California. These environmental crises harm residents in our region every day. As we continue to contend with the ongoing COVID-19 pandemic, essential workers and their families - particularly in the logistics industry - are put at even greater risk due to unsafe work conditions and worsening air quality. Our workers deserve higher workplace standards so that they are able to breathe safely and power their business without creating harmful air pollution.

29-2

To date, the warehouse industry continues to operate without being subject to proper regulations, putting workers and communities at risk every day. We at the Robert Redford Conservancy believe that the **Warehouse Indirect Source Rule – Warehouse Actions and Investments to Reduce Emissions (WAIRE) Program Fees for Rule 2305** is an important rule that will stop this abuse in the goods movement sector.

29-3

The logistics industry is here to stay because of our coastal and inland port communities, and we must work together to clean up warehouses. The Warehouse Indirect Source Rule will be critical to holding these facilities accountable. We implore the South Coast AQMD to pass a rule that is strong enough to protect our communities' health and achieve broader climate benefits at the same time.

29-4

Warehouses have spewed toxic air pollution in nearby communities for years. A strong mandatory program, like the warehouse indirect source rule, is necessary to transform this industry. But to effectively clean up the warehouse industry, the rule must be stringent enough so that warehouses actually take the actions listed in the WAIRE menu to clean up their operations. This would require a stringency value of at least 0.0075. In addition, this rule should not simply be a "pay-to-pollute" scheme. The purpose of this rule is to reduce air pollution from

29-5

this industry and a low mitigation fee of \$1000 per point may lead to warehouses simply paying to comply.

29-5
(cont'd)

We also believe that warehouses must move towards zero emission technology and the warehouse indirect source rule should incentivize this shift. This will provide air quality benefits and a just transition that will create access to quality jobs by increasing demand for labor as the industry begins to implement zero emission technologies. These job opportunities have been proven to provide quality wages and benefits for workers, unlike many temporary low-wage warehouse jobs.

29-6

Part of our mission at the Conservancy is to promote environmental justice in the Inland Empire. Our support of a stringent Warehouse Indirect Source Rule is an integral step toward that goal. We hope the Board will pass a strong warehouse indirect source rule that serves public health, supports a new green economy, and provides regional air quality benefits.

29-7

Sincerely,



Susan A. Phillips
Professor of Environmental Analysis



February 18, 2021

South Coast AQMD Board Members, Mobile Source Committee

RE: Inclusion of Near-Zero Emission Terminal Tractors Under Proposed Rule 2305 (WAIRE)

Dear Chairman Burke and Members of the South Coast AQMD Board's Mobile Source Committee:

Origin Engines, by means of this letter, wish to endorse and support including that both on-road and off-road vehicles be included in the warehouse indirect source rule.

30-1

It is Origin Engines understanding that "The SCAQMD warehouse indirect source rule includes on road Near Zero Emissions vehicles - Nat Gas / Propane but excludes Near Zero for off-road. The only option for off-road is electric. The SCAQMD staff understand that Near Zero Emissions (Nat Gas / Propane) are the most cost-effective alternative for getting the NOx emissions reductions they need today. Yet the staff has not included NZE in the source rule for off-road applications.

30-2

Origin Engines has a history of developing natural gas and propane engines for use in off-road applications and look forward to the future where "Near Zero Emission Vehicles- Natural Gas / Propane" can be included for use.

30-3

Best Regards,

Shawn Sterling

Shawn Sterling
Chief Customer Officer
Origin Engines



February 22, 2021

Ian MacMillan
Victor Juan
South Coast Air Quality Management District
21865 Copley Drive
Diamond Bar, California 91765-4178
Sent Via Email: imacmillan@aqmd.gov / vjuan@aqmd.gov

Subject: Comments on Proposed Rule 2305 (Warehouse Indirect Source Rule)

Dear Mr. MacMillan:

The Long Beach Area Chamber of Commerce officially opposes the adoption of Rule 2305 (Indirect Source Rule). A significant portion of our membership is involved in the support and development of distribution warehouses that are integral to the Southern California logistics industry. The logistics industry plays a crucial role in the response to the COVID-19 pandemic—not only in the distribution of medical supplies, vaccines, and equipment but also in delivering goods to a public that has become increasingly dependent on e-commerce.

31-1

We believe the District's proposed ISR is a misguided policy during the COVID-19 pandemic. The District is pursuing a regulation targeting a sector that serves as a lifeline to our region and the nation and is deemed essential by federal and state governments. Under the current draft rule, reporting obligations begin only 60 days from rule adoption. The substantive WAIRE Points obligations will commence as soon as July 2021.

31-2

The Long Beach Area Chamber of Commerce has the following comments in response to the District's Proposed Rule 2305 (Warehouse Indirect Source Rule):

1. This rule would impose additional/permanent costs on warehouses of approximately \$.90 per square foot. This extra cost would amount to targeting a specific essential industry with \$1 billion in annual fees during the worst possible time and while responding to the pandemic's challenges on behalf of our nation.
2. It is not feasible to comply with the ISR due to the following:
 - a) The proposed rule requires warehouses to control truck fleets and decrease truck emissions. Yet, warehouse operators are not able to accomplish this task.
 - b) Warehouses have no control over how truck engines are manufactured.
 - c) Warehouses do not own truck fleets, nor do they control what type of trucks shipping companies purchase.
 - d) Warehouse operators do not control which trucks come to warehouses, when they arrive, where they come from, or any other variables related to truck trips.

31-3

31-4

- | | |
|--|------|
| 3. The technology is not available to accomplish items on the WAIRE menu. For example, there are no heavy-duty electric trucks available that are 100% viable from a technology and/or economically reasonable standard. | 31-5 |
| 4. Warehouses have been deemed to be essential businesses by the State for important reasons including: | 31-6 |
| a) The approximately 18 million people who live in Southern California rely on warehouses as an integral part of the goods movement system to get them the items they need to survive, like food, medical supplies, clothes etc. | |
| 5. This rule creates tremendous uncertainty in the economy as the full negative impact of this ISR is not known. | 31-7 |
| a) Uncertainty should not be created in this critical, essential business sector, especially considering the current economic downturn/unemployment crisis associated with the COVID-19 pandemic. | |
| 6. Warehouses provide a broad range of jobs for people of every level of education and skillset. Warehouses and the logistics industry offer jobs that lead to upward mobility. This job creation is a socioeconomic benefit that the proposed ISR's onerous costs would threaten. | 31-8 |
| 7. The proposed ISR seeks to "indirectly" regulate the trucking industry through the Warehouse industry. The District should publicly explain how it has the jurisdiction/authority to regulate a mobile source that is such an integral part of interstate commerce as the trucking industry. | 31-9 |

Thank you for your attention to these comments. Please include these comments as part of the official record for Proposed Rule 2305 (Warehouse Indirect Source Rule) so that all SCAQMD Board Members may have the opportunity to review the above.	31-10
---	-------

Respectfully,



Jeremy Harris
President/CEO
Long Beach Area Chamber of Commerce

cc: Long Beach Vice Mayor/SCAQMD Board Member Rex Richardson
Los Angeles City Councilmember/SCAQMD Board Member Joe Buscaino

February 26, 2021



Mr. Victor Juan
Planning, Rule Development and Area Sources
South Coast Air Quality Management District
21865 Copley Drive
Diamond Bar, CA 91765

RE: Proposed Rule 2305 – Warehouse Indirect Source Rule (ISR)

Chairman Burke and Members of the Board,

Clean Energy greatly appreciates this opportunity to comment on proposed rule 2305 (PR 2305) which establishes a warehouse ISR. With rapidly approaching attainment deadlines, Clean Energy applauds the South Coast AQMD for taking bold action. While this measure alone will not achieve attainment, if done in an effective manner, it could be a significant step towards that goal. Clean Energy is concerned that the current proposal deviates from the stated purpose of the rule, "...to reduce local and regional NOx and PM emissions...", and as a consequence, its effectiveness will be greatly diminished unless amended.

PR 2305 requires warehouse owners and operators to earn a certain number of WAIRE points in order to comply. Unfortunately, a significant portion of points are awarded based on costs and not actual emissions reductions. This approach is detrimental to the success of the rule for three main reasons: (1) It allows warehouse operators to earn fewer points based on actual emission reductions (2) it disincentivizes the market to reduce costs in the future and (3) it disincentivizes cost-effective emission reduction solutions.

Points should be awarded based on emission reductions and emission reductions should be treated equally and consistently regardless of how they are achieved. The current WAIRE menu provides more than twice as many points for the acquisition of a Class 8 ZE truck than it does a Class 8 NZE truck, 126 and 55 points, respectively. Both vehicle types provide similar emissions reductions as demonstrated by Table 6 on page 92 of the Preliminary Draft Staff Report:

Table 6. NOx and DPM emission reductions for the Annualized Unitary Metric

WAIRE Menu Item		Annualized Unitary Metric (AUM)	Annualized Regional Emission Reductions (lb NOx/AUM)	Annualized Local Emission Reductions (lb DPM/AUM)
Class 8 Truck		365 truck visits	$0.9 \times 180.3 = 162.3$	1.3
Class 4-7 Truck	NZE		$0.9 \times 29.2 = 26.3$	0.1
Class 8 Truck			$0.247 \times 2 \times 365 = 180.3$	$0.002 \times 2 \times 365 = 1.3$
Class 4-7 Truck	ZE		$0.040 \times 2 \times 365 = 29.2$	$0.0002 \times 2 \times 365 = 0.1$
Class 2b-3	ZE		$0.027 \times 2 \times 365 = 19.7$	$0.0003 \times 2 \times 365 = 0.2$

If only emission reductions were used for awarding points, a Class 8 ZE truck acquisition would receive roughly 10% more points. Shockingly, the current proposal provides ZE trucks with 129% more points than a NZE truck under this category.

In addition to air quality benefits, NZE trucks fueled by renewable natural gas, provide superior greenhouse gas emission reductions while also providing performance that is comparable to diesel in terms of range, power, and refueling time. This cost-effective, viable and equally clean alternative should not be penalized if the District's goal is emissions reductions.

32-3
(cont'd)

Amendment Request: Points for the acquisition and usage of NZE and ZE vehicles should be based solely on the emissions reduction potential of each technology such that an NZE measure achieves 90% of the WAIRE points as a ZE measure. On a NOx reduction basis, near zero emission trucks should deliver the same NOx emissions reductions per AQMD staff and are certified to be 90% cleaner than diesel.

32-3
(cont'd)

Example: Under the current proposal, a class 8 ZE truck acquisition receives 126 WAIRE points, therefore, based on CARB's 90 percent reduction certification of a low NOx engine, a class 8 NZE truck should receive 113 WAIRE points, not 55 points as currently proposed.

Discrimination against cost-effective solutions in the proposed rule is further illustrated by the exclusion of NZE yard trucks from earning WAIRE points. NZE yard trucks should be included as an approved activity for purposes of not only equity but also flexibility for warehouse operators. These vehicles have been proven in the field to both operate and reduce emissions thereby providing an option that warehouse operators can depend upon and reach the desired goal. Every opportunity for operators to move away from diesel should be encouraged. More pointedly, if NZE yard tractors are not incentivized and no one has confidence in zero emission yard tractors, the default is a diesel yard tractor which is counter to goal.

32-4

A third example of discrimination against cost-effective solutions is the exclusion of NZE infrastructure from earning WAIRE points while ZE recharging infrastructure can receive a significant number of WAIRE points. An investment in infrastructure can represent 50 percent or more of the total investment for adoption of a clean vehicle fleet. Excluding NZE infrastructure from earning points puts a key emissions reduction technology at a major disadvantage.

32-5

Amendment Request:

(1) Include NZE trucks on the WAIRE menu and provide them 90% of the WAIRE points ZE yard trucks receive for acquisition (159 WAIRE points) and annual hours of use (261 WAIRE points).

32-4
(cont'd)

(2) Provide compliance points for renewable natural gas station installations on the WAIRE menu.

32-5
(cont'd)

The Governor's Executive Order N-79-20 does not require PR 2305 to discriminate against NZE technology and the South Coast AQMD's 2016 Air Quality Management Plan (AQMP) prioritizes near zero natural gas engine technologies. The executive order proclaims that "*It shall be a further goal of the State that 100 percent of medium- and heavy-duty vehicles in the*

32-6

State be zero-emission by 2045 for all operations where feasible...” The warehouse ISR accelerates the adoption of zero-emission vehicles by including them as an activity eligible for WAIRE points. Additionally, the executive order establishes a non-binding goal that is over 20 years away. Therefore, discrimination against cost-effective NZE technology is not necessary for compliance with the executive order.

32-6
(cont'd)

Furthermore, penalizing NZE technology for being cost-effective is contrary to the AQMD’s 2016 Air Quality Management Plan’s Resolution No. 17-2 which states:

Whereas, an accelerated deployment of current and emerging near-zero emission natural gas engine technologies will provide significant, cost-effective and near-term benefits to regional and local air quality, energy supply security, and public health;

32-7

Be it FURTHER RESOLVED, that the mobile source incentive program for heavy-duty vehicles outlined in the 2016 AQMP place priority on the most cost-effective technologies to reach short-term air quality goals such as current and emerging near-zero emission natural gas engine technologies.

Conclusion

The 2016 AQMP states on page 4-9, “All technologies and fuels should be able to compete on an equal footing to meet environmental needs.” This guiding principle should be better reflected in PR 2305 by basing point allocations on emissions reductions rather than cost. In summary, we request the following changes:

➤ Points for the acquisition and usage of NZE and ZE vehicles should be based solely on the emissions reduction potential of each technology such that an NZE measure achieves 90% of the WAIRE points as a ZE measure. On a NOx reduction basis, near zero emission trucks should deliver the same NOx emissions reductions per AQMD staff and are certified to be 90% cleaner than diesel.

32-3
(cont'd)

➤ Include NZE yard trucks on the WAIRE menu and provide them 90 percent of the WAIRE points ZE yard trucks receive for acquisition (159 WAIRE points) and annual hours of use (261 WAIRE points).

32-4
(cont'd)

➤ Provide compliance points for renewable natural gas station installations on the WAIRE menu.

32-5
(cont'd)

With quickly approaching attainment deadlines and local residents suffering from poor air quality, PR 2305 must treat cost-effective solutions fairly. Thank you for considering our requests.

Sincerely,



Todd R. Campbell
Vice President, Public Policy & Regulatory Affairs



"Promoting Jobs in a Competitive Business Climate"

MARCH 1, 2021

VIA E-MAIL

Ian MacMillan
Victor Juan
South Coast Air Quality Management District
21865 Copley Drive
Diamond Bar, California 91765-4178
imacmillan@aqmd.gov
vjuan@aqmd.gov

Re: Comments on Proposed Rule 2305 (Warehouse Indirect Source Rule)

Dear Mr. MacMillan and Mr. Juan:

The Carson Dominguez Employers Alliance (CDEA) officially opposes the adoption of Rule 2305 (Warehouse Indirect Source Rule). A significant portion of our membership engages with the warehouse industry on a daily basis as an integral component of the Southern California logistics sector. The warehouse and trucking industries are playing a key role in our regional and national response to the COVID-19 pandemic.

33-1

We believe the District's proposed ISR is a misguided policy in the midst of the COVID-19 pandemic. The District is pursuing a regulation targeted at a sector that serves as a lifeline to our region and nation. The warehouse industry and the trucking industry work in tandem in delivering the goods that we all count on during this pandemic.

At this time, the CDEA has the following comments in response to the Proposed Rule 2305 (Warehouse Indirect Source Rule):

1. The proposed ISR clearly seeks to "indirectly" regulate the trucking industry through the Warehouse industry. The District should publicly explain how it has the jurisdiction/authority to regulate a mobile source that is such an integral part of interstate commerce as the trucking industry.
2. The proposed ISR would impose additional/permanent costs on warehouses of about \$.90 per square foot. This would amount to targeting a specific essential industry with \$1 billion in annual fees during the worst possible time, as it responds to the challenges of the pandemic.
3. It is not feasible to comply with the ISR due to the following:
 - a.) The proposed rule requires warehouses to control truck fleets and decrease truck emissions but warehouse operators are not able to accomplish this task.
 - b.) Warehouses have no control over how truck engines are manufactured.
 - c.) Warehouses do not own trucks fleets nor control what type of trucks shipping companies purchase.
 - d.) Warehouse operators do not control which trucks come to warehouses, when they arrive, where they come from or any other variables related to truck trips.

33-2

33-3

33-4



"Promoting Jobs in a Competitive Business Climate"

- | | |
|---|------|
| 4. The technology is not available to accomplish items on the WAIRE menu. For example, there are no heavy-duty electric trucks available that are 100% viable from a technology and/or economic reasonable standard. | 33-5 |
| 5. Warehouses have been deemed to be essential businesses by the State for important reasons including. The approximately 18 million people who live in Southern California rely on warehouses as an integral part of the goods movement system, to gets them the items they need to survive, like clothing, food, medical supplies, etc. | 33-6 |
| 6. This rule creates tremendous uncertainty in the economy as the full negative impact of this ISR is not known. Uncertainty should not be created in this critical, essential business sector, especially in light of the current economic downturn/unemployment crisis associated with the COVID-19 pandemic. | 33-7 |
| 7. Warehouses provide a broad range of jobs for people of every level of education and skill sets. Warehouses and the logistics industry as a whole, provide jobs that lead to upward mobility. This job creation is a socioeconomic benefit that would be threatened by the onerous costs imposed by the proposed ISR. Targeting one industry by imposing a fee of \$1 billion annually would have devastating impacts to jobs in this sector. | 33-8 |

Thank you for your attention to these comments. Please include these comments as part of the official record for Proposed Rule 2305.	33-9
--	------

Respectfully,

A handwritten signature in dark ink, appearing to read 'Christina Earle'.

Christina Earle

On behalf of the board of the Carson Dominguez Employers Alliance

cc: Long Beach Vice Mayor/SCAQMD Board Member Rex Richardson
Los Angeles City Councilmember/SCAQMD Board Member Joe Buscaino

March 1, 2021

Mr. Ian MacMillan

Mr. Victor Juan

South Coast Air Quality Management District

21865 Copley Drive

Diamond Bar, California 91765-4178

Via US Mail and Email

imacmillan@aqmd.gov

vjuan@aqmd.gov

RE: Proposed Warehouse Indirect Source Rule (ISR)

Dear SCAQMD Leadership,

On behalf of Weber Logistics, and in concert with many of my colleagues providing Third Party Logistics (3PL) service, one of the most dynamic industries in California, I wish to express our strong opposition to the South Coast Air Quality Management District's (SCAQMD) proposed Warehouse Indirect Source Rule (ISR).

Weber Logistics employs over 500 logistics workers and professionals in California, and is poised to grow, providing good, high-paying jobs.

However, our clients have long been concerned that further cost and regulatory actions in California may make it uncompetitive for them to continue to store and ship their product from here, and have suggested that we open facilities to serve them in Arizona and Nevada.

This potential loss of business to California directly impacts all our employees, their families, and the many industries with which purchase supplies and services. Please help us to keep our jobs in California!

I wish to reiterate many of the points that you know and are hearing now.

- California has the cleanest supply chain in the United States. Thanks to two decades of investment in the cleanest available equipment, including early adoption by our collective members, localized emissions associated with warehouses have never been lower, falling by over 95% in the last decade.
- The goods movement system serves as the lifeblood of California's economy, delivering essential goods, services, and medicines. Never has this industry been more important than during the COVID-19 pandemic. Grocery store shelves have been stocked, vaccines delivered, and small retailers kept alive by e-commerce thanks to power of the modern supply chain, allowing Californians to shelter in place and abate the spread of COVID-19.
- Goods movement also powers high-paying blue-collar jobs vital to our economy. An estimated 1 in 22 jobs in Southern California are tied to the logistics industry.

All this progress and vital infrastructure is jeopardized.

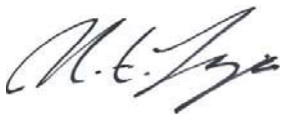
34-1

34-2

- | | |
|---|------|
| <ul style="list-style-type: none"> • The draft ISR creates a complicated system of Warehouse Actions and Investments to Reduce Emissions “WAIRE Points” that must be earned by owners and operators of warehouses, mostly through a fee on warehouse operators. This rule is a costly and duplicative effort that is not poised to achieve demonstrable improvements in air quality in the South Coast basin. | 34-3 |
| <ul style="list-style-type: none"> • As you know, California is the only state in the nation with the power to regulate mobile sources pursuant to its waiver under federal Clean Air Act. The California Air Resources Board (CARB) has used this power to adopt the country’s strictest emission laws, including adopting in July the world’s first mandate to manufacture and sell zero-emission commercial vehicles. CARB has also stated its intent to adopt regulations that will require nearly every equipment type at warehouses to operate in a zero-emission mode within the next year. | 34-4 |
| <ul style="list-style-type: none"> • SCAQMD’s proposed Warehouse ISR is duplicative of these regulations and will create burdensome, expensive requirements for the supply chain for questionable environmental benefit. | |
| <ul style="list-style-type: none"> • During presentations, SCAQMD justified the draft rule by stating that additional action is necessary to address ozone and NOx concentrations in the basin. With respect to NOx, a recent technical analysis of the draft staff report found that the report does not adequately demonstrate that the proposed Warehouse ISR will provide NOx reductions beyond those generated by CARB regulations, despite the enormous costs that will be involved in complying with this rule. | |
| <ul style="list-style-type: none"> • Further, as stated during AQMD’s Scientific, Technical & Modeling Peer Review Advisory Group Meeting on January 27, 2021, the small quantities of NOx reductions generated by this rule will not be sufficient to decrease the ozone concentrations in the basin. One is left with the impression that the rule, instead of addressing environmental concerns, is being used as a funding mechanism. | 34-5 |
| <ul style="list-style-type: none"> • Duplicative rulemaking by CARB and the SCAQMD that does not move the needle on environmental benefit in the basin not only wastes the state’s resources, but unnecessarily increases the cost of compliance for an industry that is gearing up for the all-electric future envisioned by CARB and Governor Newsom. | |

<p>Weber Logistics hopes SCAQMD will reconsider this untimely, duplicative, and costly regulation and work with industry to develop a rule that takes into account the emissions reductions that already will occur due to CARB rulemaking and appropriately addresses emissions that are within the bounds of SCAQMD authority.</p>	34-6
--	------

Yours very truly,



Robert E. Lilja
Chief Executive Officer

CC: All Weber Logistics Employees and their Families



Cody Phelps
Manager – California Air Compliance
SFOEN

March 2, 2021

Via Email

Ian MacMillan, Planning & Rules Manager: imacmillan@aqmd.gov

Victor Juan, Program Supervisor: vjuan@aqmd.gov

Re: United Airlines Comments on *SCAQMD's Proposed Rule 2305 Warehouse Indirect Source Rule – Warehouse Actions and Investments to Reduce Emissions (WAIRE) Program*

Messrs. MacMillan and Juan:

United Airlines, Inc. (United) submits the following comments on behalf of its cargo operations (United Cargo) at Los Angeles International Airport (LAX). United leases a warehouse building at LAX with greater than 100,000 square feet of indoor floor space dedicated to / that may be used for warehousing and other aviation activities by United Cargo and other United operational groups, and therefore would be subject to the Proposed Rule as it is currently drafted. United appreciates this opportunity to engage with the South Coast Air Quality Management District (SCAQMD) regarding the development of an indirect source rule (ISR) for warehouses and distribution centers. The following comments refer to the draft proposal dated January 15, 2021 (Proposed Rule).¹ United reserves the right to supplement or amend the following comments as appropriate.

35-1

1. The Clean Air Act's indirect source provisions do not authorize the SCAQMD's regulation of cargo activities at commercial airports.

As an initial matter, United is concerned that the SCAQMD does not have the legal authority to promulgate an indirect source rule to address emissions from mobile sources by regulating existing air cargo warehouses located at airports. While indirect source regulations are provided for under the Clean Air Act (CAA), they cannot be used to regulate sources that CARB and the SCAQMD are preempted from regulating.

35-2

In particular, the Federal Aviation Act and the Airline Deregulation Act ("ADA") preempt the Proposed Rule's regulation of air cargo warehouse operations. The Federal Aviation Act preempts states from adopting regulations relating to the movement and operation of aircraft. 49 U.S.C. § 40103(a). The ADA preempts any state requirement "related to a price, route, or service of an air carrier." 49 U.S.C. § 41713(b)(1). The Proposed Rule seeks to regulate airport activities and aircraft cargo operations and their associated emissions and this regulation is preempted by both the Federal Aviation Act and the ADA. *See City of Burbank v. Lockheed Air Terminal, Inc.*, 411 U.S. 624, 63 (1973) (finding state regulation of airport transportation activities is generally preempted by federal law); *Federal Express Corp. v. California Public Utilities Comm'n*, 936 F.2d 1075, 1078 (9th Cir. 1991) (holding that the ADA preempts state regulation of airport cargo

¹https://www.aqmd.gov/docs/default-source/planning/fbmsm-docs/proposed-rule-2305.pdf?sfvrsn=8_

vehicles, because “the use of the trucks depends on the conditions of air delivery. The timing of the trucks is meshed with the schedules of the planes.”).

2. The Proposed Rule is inconsistent with the SCAQMD’s voluntary memorandum of understanding approach for addressing mobile source emissions at commercial airports.

Consistent with the 2016 Air Quality Management Plan (AQMP), adopted in 2017, the SCAQMD Board approved staff’s recommendation to pursue a voluntary Memorandum of Understanding (MOU) approach (instead of an ISR approach) for commercial airports. The recommendation was based on the airports’ willingness to develop airport-specific Air Quality Improvement Plans/Measures (AQIP or AQIM), to avoid issues of federal preemption as described above, and the fact that commercial airports contribute only about 8 tons per day of NO_x (excluding aircraft emissions).² Following the Board’s direction, the SCAQMD worked closely with the commercial airports and tenants to develop AQIPs, which included the airports’ comprehensive plans to reduce emissions from non-aircraft mobile sources related to airport operations (*e.g.*, ground support equipment, shuttle buses, and cargo delivery trucks). Based on the draft AQIPs or AQIMs, draft MOUs were developed for each of the five commercial airports. On December 6, 2019, the South Coast AQMD Governing Board approved the MOUs with the five commercial airports. The MOUs represent voluntary agreements between SCAQMD and each commercial airport with each party having specific responsibilities and commitments.³

The SCAQMD’s prior statements recommending against an ISR for commercial airports are equally applicable to the Proposed Rule. According to the SCAQMD:

While aircraft make up a substantial portion of airport-related emissions it has become evident through the working group process that this source of emissions presents a particularly unique challenge given the existing regulatory landscape for aircraft and the nature of aircraft activity (*e.g.*, interstate and international origins and destinations). The remaining (*i.e.*, minus aircrafts) emissions from this facility sector are about 8 tons per day, with about 5 of those tons coming from trucks serving the cargo operations at LAX and ONT.

Staff is recommending to pursue a voluntary MOU approach at this time because of the limited emissions reductions that may be available from the non-aircraft sources in this sector, the complications with regulating airports due to overlapping federal jurisdiction, the existence of many existing emission reduction programs, and the potential willingness of airports to enter into cooperative agreements. SCAQMD staff is proposing that commercial airport operators in the Basin each develop their own [AQIPs]. Given the unique challenges with reducing emissions from airports

² <http://www.aqmd.gov/docs/default-source/clean-air-plans/air-quality-management-plans/facility-based-mobile-source-measures/airports-final-staff-report.pdf?sfvrsn=6>.

³ <http://www.aqmd.gov/home/air-quality/clean-air-plans/air-quality-mgt-plan/facility-based-mobile-source-measures/commercial-airports-mous>.

an [AQIP] would provide airport operators with a level of flexibility that is desirable to develop suitable emissions reduction strategies that avoid interference with the regulatory landscape of aircraft related activity and the day-to-day operations of commercial airports affected by national and global commerce. Key elements of the [AQIPs] would include a detailed emissions inventory of all sources both under direct and indirect airport control, emission reduction measures (*e.g.*, incentives, fleet policies, etc.) and measurable goals.⁴

The commercial airports have already pursued and implemented many policies that reduce emissions. For example, LAX has implemented alternative fuel policy for vehicles >8,500 pounds GVWR, a ground support equipment emission standard, an electric vehicle purchasing policy, a clean construction policy, gate electrification projects, and a new Landside Access Modernization Program to reduce emissions from passenger vehicles.

35-3
(cont'd)

By approving the airport MOUs, the SCAQMD expressly rejected the development of an indirect source rule to achieve emission reductions from mobile sources attributed to cargo warehouse activities at commercial airports. The application of the Proposed Rule to warehouse cargo activities at the same commercial airports subject to MOUs undermines the commitments made by the airports and the SCAQMD. In this context, it is important to note that in its CEQA analysis the SCAQMD does not appear to have investigated and analyzed the potential environmental, economic and operational impacts the Proposed Rule may have on the existing airport AQIPs and MOUs.⁵

Furthermore, the Preliminary Draft Staff Report for the Proposed Rule makes clear that SCAQMD is seeking to achieve reductions of NOx and PM emissions primarily from trucks operating within the South Coast Air Basin region, in order to help meet federal air quality standards for ozone and particulate matter. It is not clear how the Proposed Rule will actually result in the desired emissions reductions when the compliance obligations are solely imposed on warehouse operators, particularly where such operators do not operate their own truck fleets. For warehouse operators that are not also truck operators, the WAIRE points menu provides extremely limited options for compliance, and none of the available options, such as installation of solar panels or installation of MERV 16 filters, would actually reduce mobile source NOx or PM emissions.

35-4

3. The proposed definition of “Warehouse” – Proposed Rule Section (c)(31) – is too broad and requires further clarification.

35-5

It is unclear what is intended by the terms “distribution” and “retail customers.” Given SCAMQD’s primary focus of reducing emissions associated with the operation of heavy-duty diesel trucks, United proposes that the term “warehouse” be limited to buildings that store goods for later distribution via truck. Buildings that are connected to, or part of, other transportation centers (such as a port, commercial airport or rail yard) should not be considered “warehouses”

⁴ <http://www.aqmd.gov/docs/default-source/Agendas/Governing-Board/2018/2018-may4-032.pdf> at 3-9 (emphasis added).

⁵ http://www.aqmd.gov/docs/default-source/ceqa/documents/aqmd-projects/2021/draftea_pr2305and316.pdf?sfvrsn=12

under the Proposed Rule. Although such buildings temporarily store goods that may ultimately be distributed to a business or retail customer, the immediate distribution is often to a boat, plane or train – a transfer that does not create a significant amount of additional, localized truck-related emissions.

35-5
(cont'd)

In addition, the term “retail customer” should be deleted or further defined. Consider, for instance, that United sells its cargo products to individual customers, including by offering small package airport-to-airport service. It is unclear whether an individual who elects to ship a small package from LAX to an individual at another airport via United Cargo is a “retail customer” under the Proposed Rule, or whether SCAQMD intends to limit the applicability to warehouses that transport goods directly to business that operate retail stores.

35-6

United offers the following revisions to the definition of “warehouse” for SCAQMD’s consideration:

WAREHOUSE means a building that stores cargo, goods, or products on a short-or long long-term basis for later distribution, via truck or trailer, directly to a retail store ~~businesses and/or retail customers.~~

4. The proposed definition of “Warehouse Facility” – Proposed Rule Section (c)(29) – is unclear.

The Proposed Rule defines the term “warehouse facility” to mean “a property that includes a warehouse as well as accessory uses ...” Under this proposed definition, and given the broad definition of “warehouse” discussed above, LAX could be considered a “warehouse facility.” LAX is one property with multiple “warehouses,” each of which may be used by a different “warehouse operator.”

The obligations in the Proposed Rule are unclear with regard to “warehouse facilities,” such as LAX, that have multiple “warehouses” and “warehouse operators.” For example, per Section (d)(7) of the Proposed Rule, warehouse operators are responsible for submitting initial site information reports for their “warehouse facility.” The Proposed Rule should be revised to clarify that the warehouse facility for which an initial site information report must be submitted is only that portion of the warehouse facility leased by the warehouse operator. If SCAQMD requires information about an entire “warehouse facility,” such obligations should be imposed on the warehouse facility owners, rather than the warehouse operators, as the latter may not have access to information about all of the other warehouses and warehouse operators at the warehouse facility.

35-7

United requests that this provision and similar requirements throughout the Proposed Rule be revised to clearly allocate reasonability to warehouse owners and warehouse operators, as appropriate, in particular considering situations in which there may be multiple warehouses, each of which is leased by a different warehouse operator, at one warehouse facility. In addition to clearly allocating operator vs. owner requirements, the Proposed Rule should seek to incentivize owners in multi-tenant situations to take on the compliance obligation rather than placing the sole

burden on the operator and merely allowing the owner to earn WAIRE points voluntarily. Furthermore, where a warehouse operator is dependent upon the owner to earn the necessary WAIRE points, the Proposed Rule should provide for a process to seek a limited exemption or waiver of the requirements should the owner choose not to cooperate due to no fault of the operator.

35-7
(cont'd)

5. Calculating Weighted Annual Truck Trips (WATTs)

a. Proposed Rule Section (d)(1)(B)

As an initial matter, United notes that vehicle miles traveled (VMT) is not considered in the formula for calculating WATTs. Failing to consider the impact of VMT in determining the compliance obligation will lead to inequitable application of the rule. For example, warehouses with multiple operators, or warehouses located close together, could have similar compliance obligations to warehouses operated by single operators that attract trucks with much longer VMTs and therefore higher truck-related emissions. United does appreciate that the Proposed Rule specifies that “if a warehouse is occupied by more than one warehouse operator, the WATTs are calculated only for truck trips to or from that operator.” However, because the formula does not include consideration of the distance of each trip, the Proposed Rule should address how to calculate WATTs when a warehouse facility (i.e., LAX) is occupied by more than one warehouse and/or warehouse operator. If a truck visits a warehouse at LAX, but not United’s warehouse, United should not be held responsible for that truck trip. At the same time, if a truck visits both United’s warehouse and another warehouse / warehouse operator also located at LAX, the Proposed Rule should not consider each of those visits to be a separate truck trip. Such a formula would penalize co-located operations, which are inherently more efficient and result in fewer truck-related emissions.

35-8

United also understands that heavy-duty trucks may visit LAX for reasons that are wholly unrelated to warehouse activities (e.g., trucks associated with construction or trucks delivering provisions to airport vendors). Information about a truck’s purpose and overall movement at LAX, however, is not readily available to individual warehouse operators, and it would be inefficient and overly burdensome to ask each operator to separately seek to collect such information. The provisions in the Proposed Rule should be revised to specifically address WATTs calculations at warehouse facilities where there are multiple warehouses and warehouse operators, in addition to other non-warehouse operations. In such situations any warehouse points compliance obligation should be determined at the facility level by the warehouse facility owner.

35-9

b. Proposed Rule Section (d)(1)(C)

United appreciates that the Proposed Rule offers an option in the event that a warehouse operator does not have information about the number of truck trips at a warehouse due to a force majeure event such as a destruction of records from a fire. The Proposed Rule should also allow for a reasonably determined default calculation of truck trip rates in the event of other circumstances that are outside of the warehouse operator’s control. For instance, many of the technological solutions for counting and classifying truck trips are not feasible for United Cargo at LAX. United

35-10

Cargo's leasehold is almost entirely limited to its building footprint. United Cargo does not have exclusive control over all of the roads and other spaces existing prior to its dock doors. Space constraints therefore would make it difficult to install technology for counting / classifying trucks without approval from, and significant cooperation with, the warehouse facility owner (LAWA). United should not be penalized if such approval cannot be obtained, and should not be required to manually count trucks – a solution that would not be cost effective or practical.

35-10
(cont'd)

6. Transferring WAIRE Points – Proposed Rule Section (d)(6)(C)

United appreciates that the Proposed Rule allows the warehouse facility owner to transfer WAIRE points to the warehouse operators located within its facility, but asks that the rule be revised so that such points can be transferred without any discounting. This is particularly necessary where the warehouse facility owner has primary control over whether, and which type of, WAIRE points can be earned. As a lessee that does not own or operate a truck fleet, most of the WAIRE Menu projects that would be available to United (such as installing charging, fueling or solar infrastructure) would require United to obtain permission from, and otherwise cooperate with, LAWA and its other tenants. Some of the projects may not be feasible at United's warehouse building, but may be achievable at other LAX locations that are not controlled by United. If LAWA pursues such projects, a matter which is outside United's control, LAWA should be permitted to allocate any associated WAIRE points to the various warehouse operators on its property.

35-11

7. Mitigation Fee – Proposed Rule Section (d)(5)

United agrees that in lieu of earning WAIRE points a warehouse operator should be allowed to satisfy its compliance obligation through payment of a mitigation fee.

United suggests that the fee rate should change based on whether an operator chooses to pay a fee rather than earn WAIRE points (higher) or whether an operator was not able to earn WAIRE points due to circumstances outside of its control and the infeasibility of options available from the WAIRE menu (lower). For instance, if a landlord does not approve a WAIRE points project, or none of the WAIRE points projects are feasible in a given compliance year, the mitigation fee rate should be adjusted accordingly.

35-12

* * * *

Thank you for your consideration of these comments. Please contact me at cody.phelps@united.com or 650-874-4572 with any questions.

35-13

Regards,

Cody Phelps
Cody Phelps



March 2, 2021

Mr. Ian MacMillan, Planning and Rules Manager
Mr. Victor Juan, Program Supervisor
South Coast Air Quality Management District
21865 Copley Drive
Diamond Bar, CA 91765-4178

Mr. MacMillan and Mr. Juan,

Price Transfer, Inc. expresses its strong opposition to the South Coast Air Quality Management District's (SCAQMD) proposed Warehouse Indirect Source Rule (ISR).

36-1

The draft ISR creates a complicated system of Warehouse Actions and Investments to Reduce Emissions "WAIRE Points" that must be earned by owners and operators of warehouses, mostly through a fee on warehouse operators. This rule is a costly and duplicative effort that is not poised to achieve demonstrable improvements in air quality in the South Coast basin.

The Ports of Long Beach and Los Angeles are the 10th largest ports in the world on a combined basis and largest in the nation. They are the key to the goods movement system that serves as the lifeblood of California's and the nation's economy by delivering essential goods, services, and medicines. Never has this industry been more important than during the COVID-19 pandemic. Grocery store shelves have been stocked, vaccines delivered, and small retailers kept alive by e-commerce thanks to power of the modern supply chain, allowing Californians and the rest of the nation to shelter in place and abate the spread of COVID-19.

36-2

Goods movement also powers blue-collar jobs vital to our economy. An estimated 1 in 22 jobs in Southern California are tied to the logistics industry. The logistics industry in Southern California is already under pressure from higher operating costs, taxes, and regulation than the rest of the nation. An additional layer of cost and regulation from the ISR could lead to the Ports of Long Beach and Los Angeles becoming less competitive and giving companies incentive to use other US ports. This would result in significant job loss, abandoned warehouses, and lost tax revenue for the region.

36-3

California has the cleanest supply chain in the United States. Thanks to two decades of investment in the cleanest available equipment, including early adoption by our collective members, localized emissions associated with warehouses have never been lower, falling by over 95% in the last decade.

36-4

As you know, California is the only state in the nation with the power to regulate mobile sources pursuant to its waiver under federal Clean Air Act. The California Air Resources Board (CARB) has used

36-5

this power to adopt the country's strictest emission laws, including adopting in July the world's first mandate to manufacture and sell zero-emission commercial vehicles. CARB has also stated its intent to adopt regulations that will require nearly every equipment type at warehouses to operate in a zero-emission mode within the next year.

36-5
(cont'd)

SCAQMD's proposed Warehouse ISR is duplicative of these regulations, exceeds the District's authority to regulate mobile sources, and will create burdensome, expensive requirements for the supply chain for questionable environmental benefit.

During presentations, SCAQMD justified the draft rule by stating that additional action is necessary to address ozone and NO_x concentrations in the basin. With respect to NO_x, a recent technical analysis of the draft staff report found that the report does not adequately demonstrate that the proposed Warehouse ISR will provide NO_x reductions beyond those generated by CARB regulations, despite the enormous costs that will be involved in complying with this rule.

36-6

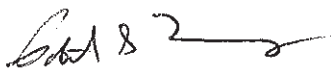
Further, as stated during AQMD's Scientific, Technical & Modeling Peer Review Advisory Group Meeting on January 27, 2021, the small quantities of NO_x reductions generated by this rule will not be sufficient to decrease the ozone concentrations in the basin. One is left with the impression that the rule, instead of addressing environmental concerns, is being used as a funding mechanism.

Duplicative rulemaking by CARB and the SCAQMD that does not move the needle on environmental benefit in the basin not only wastes the state's resources, but unnecessarily increases the cost of compliance for an industry that is gearing up for the all-electric future envisioned by CARB and Governor Newsom.

We hope SCAQMD will reconsider this untimely, duplicative, and costly regulation and work with industry to develop a rule that takes into account the emissions reductions that already will occur due to CARB rulemaking and appropriately addresses emissions that are within the bounds of SCAQMD authority.

36-7

Thank you for taking the time to consider my public comment.



Patrick G. Farenga
Chief Financial Officer
Price Transfer, Inc.



March 2, 2021

Mr. Ian MacMillan, Planning and Rules Manager
Mr. Victor Juan, Program Supervisor
South Coast Air Quality Management District
21865 Copley Drive
Diamond Bar, CA 91765-4178

Mr. MacMillan and Mr. Juan,

FCL Logistics, LTD. expresses its strong opposition to the South Coast Air Quality Management District's (SCAQMD) proposed Warehouse Indirect Source Rule (ISR).

37-1

The draft ISR creates a complicated system of Warehouse Actions and Investments to Reduce Emissions "WAIRE Points" that must be earned by owners and operators of warehouses, mostly through a fee on warehouse operators. This rule is a costly and duplicative effort that is not poised to achieve demonstrable improvements in air quality in the South Coast basin.

The Ports of Long Beach and Los Angeles are the 10th largest ports in the world on a combined basis and largest in the nation. They are the key to the goods movement system that serves as the lifeblood of California's and the nation's economy by delivering essential goods, services, and medicines. Never has this industry been more important than during the COVID-19 pandemic. Grocery store shelves have been stocked, vaccines delivered, and small retailers kept alive by e-commerce thanks to power of the modern supply chain, allowing Californians and the rest of the nation to shelter in place and abate the spread of COVID-19.

37-2

Goods movement also powers blue-collar jobs vital to our economy. An estimated 1 in 22 jobs in Southern California are tied to the logistics industry. The logistics industry in Southern California is already under pressure from higher operating costs, taxes, and regulation than the rest of the nation. An additional layer of cost and regulation from the ISR could lead to the Ports of Long Beach and Los Angeles becoming less competitive and giving companies incentive to use other US ports. This would result in significant job loss, abandoned warehouses, and lost tax revenue for the region.

37-3

California has the cleanest supply chain in the United States. Thanks to two decades of investment in the cleanest available equipment, including early adoption by our collective members, localized emissions associated with warehouses have never been lower, falling by over 95% in the last decade.

37-4

As you know, California is the only state in the nation with the power to regulate mobile sources pursuant to its waiver under federal Clean Air Act. The California Air Resources Board (CARB) has used this power to adopt the country's strictest emission laws, including adopting in July the world's first mandate to manufacture and sell zero-emission commercial vehicles. CARB has also stated its intent to adopt regulations that will require nearly every equipment type at warehouses to operate in a zero-emission mode within the next year.

37-5

SCAQMD's proposed Warehouse ISR is duplicative of these regulations, exceeds the District's authority to regulate mobile sources, and will create burdensome, expensive requirements for the supply chain for questionable environmental benefit.

During presentations, SCAQMD justified the draft rule by stating that additional action is necessary to address ozone and NO_x concentrations in the basin. With respect to NO_x, a recent technical analysis of the draft staff report found that the report does not adequately demonstrate that the proposed Warehouse ISR will provide NO_x reductions beyond those generated by CARB regulations, despite the enormous costs that will be involved in complying with this rule.

37-6

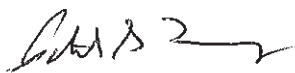
Further, as stated during AQMD's Scientific, Technical & Modeling Peer Review Advisory Group Meeting on January 27, 2021, the small quantities of NO_x reductions generated by this rule will not be sufficient to decrease the ozone concentrations in the basin. One is left with the impression that the rule, instead of addressing environmental concerns, is being used as a funding mechanism.

Duplicative rulemaking by CARB and the SCAQMD that does not move the needle on environmental benefit in the basin not only wastes the state's resources, but unnecessarily increases the cost of compliance for an industry that is gearing up for the all-electric future envisioned by CARB and Governor Newsom.

We hope SCAQMD will reconsider this untimely, duplicative, and costly regulation and work with industry to develop a rule that takes into account the emissions reductions that already will occur due to CARB rulemaking and appropriately addresses emissions that are within the bounds of SCAQMD authority.

37-7

Thank you for taking the time to consider my public comment.



Patrick G. Farenga
Chief Financial Officer
FCL Logistics, LTD.

February 26, 2021

Dr. William A. Burke, Chair
South Coast Air Quality Management District
21865 Copley Drive
Diamond Bar, CA 91765

via email: clerkofboard@aqmd.gov

Support for Warehouse Indirect Source Rule

Dear Dr. Burke and members of the Governing Board:

On behalf of the American Lung Association, we are writing to provide comments in support of the adoption of a strong Indirect Source Rule by the South Coast Air Quality Management District. We appreciate the work you, District staff and stakeholders have put into ensuring community health protections through clear targets for reducing ozone-forming emissions from indirect sources. As the rulemaking continues, we respectfully urge the District to act quickly to adopt the strongest possible rule.

38-1

In large part due to the transportation sector, including trucks serving warehouses throughout the region, the American Lung Association's annual [State of the Air](#) 2020 report found that the Los Angeles metropolitan area is the most ozone-polluted region in the United States, and among the most impacted by particle pollution. Too many communities face a significant number of days with unhealthy ozone or particle pollution levels that contribute to a wide range of health impacts, including asthma attacks, heart attacks and strokes, lung cancer and premature deaths. We are deeply concerned with the disparities that exist in exposures to transportation pollution which often fall most heavily on lower-income communities and communities of color nearest major trucking routes, warehouses and other diesel hotspots, as well as with workers impacted at these sites. Fortunately, decades of policy innovation has spurred significant progress in reducing harmful emissions and we look to the district to continue to build on this foundation.

38-2

Now, a strong Indirect Source Rule for warehouses is urgently needed to protect public health from the growing pollution impacts of major warehouse operations throughout the region. We believe the district should strengthen the final rule to ensure that the greatest possible emission reductions and health protections are required. We encourage the district to move forward as rapidly as possible, and to elevate the role and requirements for zero-emission

38-3

trucks serving warehouses to help provide critical air quality relief for the impacted communities and warehouse industry workers. The American Lung Association's 2020 [Road to Clean Air](#) report found that the greater Los Angeles Area could experience the greatest public health benefits in the nation through a widespread transition to zero-emission transportation, including over \$14 billion in annual public health benefits, more than 1,200 fewer deaths and 16,000 asthma attacks due to cleaner air. The Indirect Source Rule represents an important opportunity to reduce local pollution impacts, advance zero-emission transportation, and provide meaningful health protections for heavily impacted communities and workers within the region.

38-3
(cont'd)

We look forward to working with the district to continue the important progress made and taking on the challenging work ahead to ensure clean, healthy air for all residents, especially for those most burdened by heavy trucking pollution today. Please don't hesitate to reach out Steven Jimenez at steven.jimenez@lung.org with any questions.

38-4

Sincerely,

Karen Jakpor, MD
Health Professional Volunteer

Afif El-Hasan, MD
Health Professional Volunteer

Frances Mojica
Executive Director, Los Angeles



Ian MacMillan, Planning and Rules Manager
Victor Juan, Program Supervisor
South Coast Air Quality Management District
21865 Copley Drive
Diamond Bar, CA 91765

Sent via Email and USPS

March 2, 2021

Dear Mr. MacMillan and Mr. Juan:

The California Taxpayers Association ("CalTax") is a nonprofit, nonpartisan research and advocacy association founded in 1926 to promote sound tax policy and government efficiency. In 2010, CalTax sponsored Proposition 26 to stop hidden taxes, after years of rising costs from government regulations and fees. Proposition 26 does not stop local agencies from raising revenue – but it does create a legal pathway for government to follow when imposing new taxes and fees.

39-1

The South Coast Air Quality Management District (SCAQMD) has proposed two new air quality rules: "Rule 2305: Warehouse Indirect Source Rule" and "Rule 316: Fees for Rule 2305." These proposed rules would require warehouses with more than 100,000 square feet of indoor space in a single building to reduce emissions or pay a tax-like "mitigation fee." Notwithstanding the "fee" labels, the proposed rules seek to impose a special tax that requires approval by a two-thirds vote of the electorate to take effect.

About CalTax

CalTax is the oldest and largest organization representing taxpayers in California, including individuals, small businesses and Fortune 500 companies. CalTax sponsored Proposition 26 in 2010, and co-chaired the Stop Hidden Taxes campaign.

CalTax has a great interest in this issue, which will have a direct impact on CalTax, its members, and taxpayers both regionally and across the state. Because of CalTax's broad-based membership and its expertise and experience -- in addition to that of its members -- concerning the legal and policy issues raised by this proposed rule, CalTax believes its perspective on the relevant issue will be of assistance to the District and its governing board in deliberating proposed rules 2305 and 316.

Brief History on Voter Approval for Local Taxes

Prior to the passage of Proposition 26, which was approved by the voters in November 2010, the California Constitution required special taxes to be approved by a two-thirds vote of the electorate. This vote requirement was added to the Constitution in 1978 after voters approved Proposition 13.

39-2

After passage of Proposition 13, state and local governments frequently turned to tax-like "fees" to raise revenue.

In 1991, the state Legislature approved a tax-like “fee” on paint manufacturers and manufacturers that produced lead-based products. This led to litigation, and the case eventually was decided by the California Supreme Court in *Sinclair Paint v. State Board of Equalization*, 15 Cal.4th 866 (1997). The Supreme Court opined: “In general, taxes are imposed for revenue purposes, rather than in return for a specific benefit conferred or privilege granted. Most taxes are compulsory rather than imposed in response to a voluntary decision to develop or to seek other government benefits or privileges.”¹ To the dismay of taxpayers, the Court ultimately held that the “fees” in the *Sinclair* case were valid regulatory fees, not taxes. The decision resulted in a 20-year effort to clarify the distinction between legitimate regulatory fees and taxes.

Addressing the legal history in the years that followed the *Sinclair* decision, Proposition 26 sought to codify certain decisions that address the characteristics and differences between taxes and fees:

- **Generating Revenue From Regulatory Programs Is Prohibited.** Regulatory programs cannot include a charge imposed primarily for the purpose of raising revenue. A regulatory-related charge can be considered a tax depending on how the charge is spent. State law requires a true regulatory charge to be spent in a manner that proportionately benefits those who pay. In *Northwest Energetic Services, LLC v. California Franchise Tax Board*, the court determined: “If revenue is the primary purpose and regulation is merely incidental the imposition is a tax.”²
- **Fees Must Provide a Specific Benefit to the Payor.** In 2008, the Fourth District Court of Appeal ruled in *Bay Area Cellular Telephone Co. v. City of Union City* that the 9-1-1 “fee” was a tax because “those who paid the Fee received no benefit not received by those who did not pay (and thus by the general public), thereby negating the distinguishing feature of a user fee.”³
- **Fees Must Be Fairly Apportioned Among Payors.** The California Supreme Court determined in *California Farm Bureau v. State Water Resources Control Board* that fees should be reasonably apportioned to the payors involved -- otherwise, the “fee” is a tax.⁴ While the Supreme Court asked a lower court to determine proportionality, the court's findings may impact other situations where payors are treated differently by the law, but benefit from the same service or privilege. The court wrote that the question in the case “revolves around the scope and the cost of the ... regulatory activity and the relationship between those costs and the fees imposed. It is further complicated by the fact that not all those who hold water rights are required to pay the fee.”⁵ The court concluded: “Focusing on the activity and its associated costs will allow the trial court to determine whether the assessed fees were reasonably proportional and thus not a tax. The court must determine whether the statutory scheme and its implementing regulations provide a fair, reasonable, and substantially proportionate assessment of all costs related to the regulation of affected payors.”⁶

¹ *Sinclair Paint v. State Board of Equalization*, 15 Cal.4th 866, 874 (1997).

² *Northwest Energetic Services, LLC v. California Franchise Tax Board*, 159 Cal.App.4th 841, 855 (2008).

³ *Bay Area Cellular Telephone Co. v. City of Union City*, 162 Cal.App.4th 686, 695 (2008).

⁴ *California Farm Bureau Federation v. State Water Resources Control Board*, 146 Cal.App.4th 1126 (2011).

⁵ *California Farm Bureau Federation v. State Water Resources Control Board*, 51 Cal.4th 421, 441 (2011).

⁶ *Id.* at 442.

The California Taxpayers Association was founded in 1926 as a nonpartisan, nonprofit research and advocacy association with a dual mission to promote sound tax policy and government efficiency. CalTax's members include individuals and many businesses operating in every sector of the California economy, ranging from small firms to Fortune 500 companies. CalTax is also dedicated to the uniform and equitable administration of taxes and minimizing the cost of tax administration and compliance.

1215 K Street, Suite 1250 | Sacramento, CA 95814 | (916) 441-0490 | www.caltax.org

- **Government Bears the Burden of Proving That a Fee Is Not a Tax.** Under Proposition 26, just as under *Sinclair*, government bears the burden of proving that a “fee” is not a tax. In *San Diego Gas & Electric*, the court found that “government should prove (1) the estimated costs of the service or regulatory activity, and (2) the basis for determining the manner in which the costs are apportioned, so that charges allocated to a payor bear a fair or reasonable relationship to the payor’s burdens on or benefits from the regulatory activity.”⁷ Further, in *California Association of Professional Scientists v. Department of Fish and Game*, the court found: “The government bears the burden of proof ... It must establish ... the estimated costs of the service or regulatory charges allocated to a payor bear a fair or reasonable relationship to the payor’s burdens on or benefits from the regulatory activity.”⁸
- **Fees Must Be Reasonable.** Revenue derived from regulatory fees cannot be used for unnecessary regulatory activities, nor should revenues be used for unnecessary administrative costs. In *San Diego Gas & Electric Company v. San Diego County Air Pollution Control District*, the court stated that government must show “estimated costs of the service or regulatory activity, and the basis for determining the manner in which the costs are apportioned, so that charges allocated to a payor bear a fair and reasonable relationship to the payor’s burdens on or benefits from the regulatory activity.”⁹

The Definition of a Legitimate Fee

The expansion of *Sinclair*-style tax-like “fees” eventually led to voters approving Proposition 26, which refined the definition of tax to ensure that state and local government could not circumvent the vote requirements for tax increases by labeling taxes as “fees.”

Effective January 1, 2010, all taxes and fees must comply with the requirements of Proposition 26. Fees adopted prior to 2010 may continue to be imposed under prior tax and fee definitions, such as the fees considered in *California Building Industry Association v. San Joaquin Valley Air Pollution Control District*, 178 Cal.App.4th 120 (2009).

Proposition 26 added Article XIII C, section 1 to the California Constitution, and defines a tax as “any levy, charge, or exaction of any kind imposed by a local government”¹⁰ except for specific enumerated exceptions. The enumerated exceptions:

- (1) A charge imposed for a specific benefit conferred or privilege granted directly to the payor that is not provided to those not charged, and which does not exceed the reasonable costs to the local government of conferring the benefit or granting the privilege.
- (2) A charge imposed for a specific government service or product provided directly to the payor that is not provided to those not charged, and which does not exceed the reasonable costs to the local government of providing the service or product.

⁷ *San Diego Gas & Electric Company v. San Diego County Air Pollution Control District*, 203 Cal. App. 3d 1132, 1146 (1988).

California Association of Professional Scientists v. Department of Fish and Game, 79 Cal. App. 4th 935, 945 (2000).

⁹ *San Diego Gas & Electric Company*, 203 Cal.App.3d at 1146.

¹⁰ Cal. Const. article XIII C, § 1

- (3) A charge imposed for the reasonable regulatory costs to a local government for issuing licenses and permits, performing investigations, inspections, and audits, enforcing agricultural marketing orders, and the administrative enforcement and adjudication thereof.
- (4) A charge imposed for entrance to or use of local government property, or the purchase, rental, or lease of local government property.
- (5) A fine, penalty, or other monetary charge imposed by the judicial branch of government or a local government, as a result of a violation of law.
- (6) A charge imposed as a condition of property development.
- (7) Assessments and property-related fees imposed in accordance with the provisions of Article XIII D.¹¹

39-2

Proposition 26 Placed the Burden of Proof on the Government

Proposition 26 placed the burden of proof on a local agency to prove “by a preponderance of the evidence that a levy, charge, or other exaction is not a tax, that the amount is no more than necessary to cover the reasonable costs of the governmental activity, and that the manner in which those costs are allocated to a payor bear a fair or reasonable relationship to the payor’s burdens on, or benefits received from, the governmental activity.”¹²

In this case, SCAQMD bears the burden of proof, by a preponderance of the evidence, to demonstrate that the proposal contained in Rules 2305 and 316 is not a tax, and that it complies with the provisions added by Proposition 26 in Article XIII C, section 1.

The South Coast Air Quality Management District’s Proposals Constitute a Tax

SCAQMD’s proposed rules would result in the imposition of a tax.

In *Morning Star Co. v. Board of Equalization*, the court deliberated whether a hazardous-materials “fee” imposed by the California Board of Equalization was a tax or a fee. The court opined: “[T]he section 25205.6 charge to the Company is not regulatory because it does not seek to regulate the Company’s use, generation or storage of hazardous material but to raise money for the control of hazardous material generally. The charge is therefore a tax. At its most basic level, the section 25205.6 charge is not a regulatory fee because it is not regulatory. It is monetary.”¹³

39-3

The facts and circumstances litigated in the *Morning Star* case are similar to the fees proposed by SCAQMD. Proposed rules 2305 and 316 do not seek to regulate the specific fee-payers’ indirect source emissions, but instead aim to raise money for the control of emissions in the South Coast region generally. The District’s stated purpose is to “reduce local and regional emissions of NOx and PM associated with warehouses in order to assist in meeting state and federal air quality standards.”¹⁴ The District also stated that proceeds from this new tax will be used “to provide financial incentives for truck owners to purchase NZE or ZE trucks, or for the

¹¹ *Id.*

¹² *Id.*

¹³ *Morning Star Co. v. Board of Equalization*, 201 Cal.App.4th 737, 755 (2011).

¹⁴ PRELIMINARY DRAFT STAFF REPORT PROPOSED RULE 2305 – WAREHOUSE INDIRECT SOURCE RULE - WAREHOUSE ACTIONS AND INVESTMENTS TO REDUCE EMISSIONS (WAIRE) PROGRAM AND PROPOSED RULE 316 – FEES FOR RULE 2305 (2021), <http://www.aqmd.gov/docs/default-source/planning/fbmsm-docs/preliminary-draft-staff-report.pdf?sfvrsn=14>.

installation of fueling and charging infrastructure, with priority given for projects in the communities near warehouses that paid the fee.” The purpose and spending plan from SCAQMD do not appear to have any nexus to the specific fee-payers’ use or generation of indirect emissions, and the exaction therefore constitutes a tax.

39-3

The contemplated charge is monetary and not regulatory because, among other things, the proposed rules do not provide a sunset date for the charge. If the true purpose was regulatory and not monetary, the proposed rules would provide a mechanism for the charge to end. If the true goal of the District is to control local and regional emissions, the charge should end when that goal has been accomplished. By leaving an indefinite charge in place regardless of the emissions in the region, the purpose of the proposed rule appears more in line with a revenue-raising or monetary purpose.

39-4

Furthermore, in *California Chamber of Commerce v. State Air Resources Board*, the court ruled on whether the “Cap-and-Trade” auction was a tax that required two-thirds approval from the Legislature. In its analysis of the distinction between a tax and a fee, the court stated: “Although the term ‘tax’ has different meanings in different contexts, we find that, generally speaking, a tax has two hallmarks: (1) it is compulsory, and (2) it does not grant any special benefit to the payor.”¹⁵ (In this case, the court found that the cap-and-trade auction was valid law, given that it was imposed prior to the enactment of Proposition 26. In 2017, when lawmakers extended the auction to 2030 [AB 398, Chapter 135, Statutes of 2017], they approved the legislation with a two-thirds vote.)

39-5

To be properly classified as a “fee” under California law, the government activity funded by a specific charge must benefit only the individuals and entities that pay the charge. Governmental activity benefiting entire communities or populations, and charges that exclude or exempt certain segments of the population, are not evenly distributed and therefore constitute a tax that must be presented to the voters.

39-6

The SCAQMD’s proposed indirect source rules would apply only to a limited subset of taxpayers — those that operate warehouses above a specific size. Since the proposed rules apply to a limited segment of the population, the charge is not evenly distributed and therefore is a tax subject to voter approval requirements, according to California law.

In addition, warehouses that would pay the “fees” under the District’s proposed rules will not receive any specific benefits for doing so. Again, the District’s preliminary staff report states that the proceeds from the proposals will be used “to provide financial incentives for truck owners to purchase NZE or ZE trucks, or for the installation of fueling and charging infrastructure, with priority given for projects in the communities near warehouses that paid the fee.” This proposed spending of the funds generated through these new proposed rules provides no special benefit to the warehouse operators who would be paying these new taxes. As most warehouse operators do not own or have reason to own trucks, the incentives to purchase NZE or ZE trucks will be of little to no use to them. Furthermore, warehouse operators have little or no control over which vehicles come and go from their facilities. Therefore, the installation of fueling and charging infrastructure, even if they were in communities near the warehouses paying the fee, provides no specific benefits to the payors.

39-7

¹⁵ *California Chamber of Commerce v. State Air Resources Bd.*, 10 Cal.App.5th 604, 640 (2017).

California courts have repeatedly maintained that the two primary indicators of distinguishing whether a levy, exaction or charge is a tax or a fee is that taxes are mandatory and provide no special benefits to the payor. The SCAQMD's proposed Rules 2305 and 316 bear these "two hallmarks" of a tax because the proposed charge is mandatory and provides no special benefit to the payor. The charge therefore is a tax that would require voter approval (with a two-thirds threshold, as it constitutes a special tax).

Thank you for considering these comments. If you have any questions, please feel free to contact CalTax using the information provided below.

Sincerely,



Ben Lee
Tax Counsel
California Taxpayers Association
ben@caltax.org

cc: South Coast Air Quality Management District Governing Board Members
South Coast Air Quality Management District Governing Board Assistants and Consultants

The California Taxpayers Association was founded in 1926 as a nonpartisan, nonprofit research and advocacy association with a dual mission to promote sound tax policy and government efficiency. CalTax's members include individuals and many businesses operating in every sector of the California economy, ranging from small firms to Fortune 500 companies. CalTax is also dedicated to the uniform and equitable administration of taxes and minimizing the cost of tax administration and compliance.

1215 K Street, Suite 1250 | Sacramento, CA 95814 | (916) 441-0490 | www.caltax.org

March 2, 2021

Ian MacMillan, Planning and Rules Manager
Victor Juan, Program Supervisor
South Coast Air Quality Management District
21865 Copley Drive
Diamond Bar, CA 91765

Sent via Email

Re: Comments on Draft Rule 2305 and Draft Staff Report

Dear Mr. MacMillan and Mr. Juan:

NAIOP, the Commercial Real Estate Development Association, is the leading national organization of developers, owners, and related professionals in office, industrial and mixed-use real estate. NAIOP advances responsible commercial real estate development, researches trends and innovations, provides educational programs, and advocates for effective public policy. The NAIOP SoCal and Inland Empire Chapters serve Los Angeles, Orange, Riverside and San Bernardino Counties, with a membership of over 1,300 members. We appreciate this opportunity to comment on Proposed Rule 2305 and the Draft Staff Report and submit this as part of the official rulemaking record.

We wish to emphasize at the outset that NAIOP supports the District's vision and objectives of cleaner air and reducing greenhouse gas emissions. We look forward to the day when technological advances will make these goals a reality while supporting a sustainable, thriving and prosperous economy that will provide opportunity and a high quality of life for all. **While we support the District's laudable clean air goals, there are several major concerns requiring that the rule should not be adopted at this time.**

The SCAQMD does not have the legal authority to adopt PR 2305 on existing facilities. Furthermore, the mitigation fee constitutes an illegal tax. The rule has numerous infeasible, as well as arbitrary and capricious provisions. The potential for emissions and ozone reductions, as well as any SIP credit, is unknown at best and most likely the rule cannot achieve any such results. Additionally, warehouses have no control over the marketplace for heavy duty trucks and most have no control over which trucks may come to a warehouse, which makes it infeasible to get WAIRE points for ZE or NZE trucks. No one knows when low emissions trucks will be commercially available in sufficient supply to even be able to achieve any WAIRE points, among other issues. Finally, the targeted mobile sources are already regulated by other agencies.

We want to make it clear that although staff has requested comments to be submitted by today, the full public comment period remains open up until and including the final vote on PR 2305. This correspondence is a preliminary reply and we reserve the right to submit additional comments. Our initial concerns with Proposed Rule 2305 are set forth in detail below.

**NAIOP SoCal 2021 OFFICERS
AND BOARD OF DIRECTORS**

PRESIDENT

Rob Antrobus, Prologis

PRESIDENT-ELECT

Gregory May, Newmark

VICE PRESIDENT

Justin McCusker, C.J. Segerstrom & Sons

TREASURER

W, Eric Paulsen, Topside Real Estate

SECRETARY

Mark Mattis, Madison Marquette

PROGRAMS AND EDUCATION LIAISON

Fran Inman, Majestic Realty Co.

PAST PRESIDENT

Pamela L. Westhoff, Sheppard Mullin

40-1

**NAIOP INLAND EMPIRE 2021 OFFICERS
AND BOARD OF DIRECTORS**

PRESIDENT

Joseph Finnigan, Link Logistics Real Estate

PRESIDENT-ELECT

Jason Korengold, Shea Properties

TREASURER

Steve Young, Black Creek Group

SECRETARY

Larry Cochrun, LDC Industrial Realty

Corporate Representative

Kim Snyder, Prologis

PAST PRESIDENT

Steve Haston, Lee & Associates - Ontario

40-2

40-3

40-4

40-5

40-6

40-7

40-8

Warehouses are a Beneficial Essential Service

It is important to view this entire issue of PR 2305 with a balanced and thoughtful perspective. Warehouses play a key role in the complex system of systems that delivers to the public all the items needed to live their lives on a daily basis for the approximate 18 million people in this four-county region. Everything, including our food supply, clothing, medical supplies, vaccines and essentially everything required for residents to survive on a daily basis goes through a warehouse. The ability to rapidly deliver to residents their daily needs has become far more critical as the public is even more dependent today on e-commerce. The vital importance of warehouses has never been made clearer than during the COVID-19 pandemic in distributing medical supplies and equipment, as well as vaccines. Warehouses are vital to the health and quality of life of the people who live in Southern California, which is why the State and Federal governments declared the warehousing industry to be an essential business.

40-9

In addition to providing the vital goods everyone needs, as the Governor's Office of Business and Economic Development (Go Biz) stated, "California's freight network is a vital economic force...." The goods movement system accounts for about 1/3rd of the state and regional economy and is responsible for providing millions of direct and indirect jobs for people with a large range of skill sets.

The critical role the warehousing sector has in supplying jobs to people has been proven over the years and become even more obvious during the COVID-19 pandemic. Warehousing has been one of the very few job creators, which has been critical for so many people due to the dramatic decline in traditional blue-collar jobs that has occurred in this region over the last several years. Moreover, the economic distress of COVID-19 has resulted in additional job losses and shuttering businesses across many sectors. Particularly hard-hit are retail and hospitality businesses – many of these jobs and businesses are lost forever. This is especially important to the many people, over 50% in the Inland Empire, whose highest level of education is a high school degree or less. The warehousing sector provides entry level jobs at compensation levels that exceed other jobs that do not require a college degree and many of the lost service sector jobs, along with providing the ability for upward mobility.

40-10

Taxing the very sector that provides a significant number of career pathways to minorities and people of color is bad public policy. The proposed increases would substantially increase the cost of all goods and services, including groceries, for our region's residents and families. Higher prices would hurt Angelinos and small businesses at a time they are already struggling to put food on the table.

40-11

Warehouses and warehouse development have over the years, and will continue to do so in the future, provided numerous community benefits at no cost to the taxpayer. Just some examples are;

1. Providing new and upgraded streets, sidewalks, and other community infrastructure;
2. Funding for local schools and parks;
3. Funding for regional infrastructure and benefits; and
4. Increased sales and property tax revenue to local jurisdictions.

40-12

Lack of Legal Authority to Enact PR 2305

The SCAQMD does not have the legal authority to adopt PR 2305. The District is governed under the Lewis-Presley Air Quality Management Act, Cal. Health & Saf. Code, § 40400, et seq. The Lewis-Presley Act created the District. It provides the enabling legislation from which the District derives its powers, and it prescribes the limitations on those powers. The statute authorizing the District to adopt indirect source rules specifically provides that the District's indirect source controls must be limited to those areas of the South Coast district in which there are high-level, localized concentrations of pollutants or with respect to any new source that will have a significant effect on air quality in the South Coast Air Basin. Cal. Health & Saf. Code, § 40440(b)(3). In its current form, however, the SCAQMD is proposing that the rule apply to all distribution warehouses greater than or equal to 100,000 square feet irrespective of where they are located within the South Coast Basin, and irrespective of whether they are new or existing. Thus, Proposed Rule 2305 clearly exceeds the District's authority. Notably, in the Staff Report discussion of the District's legal authority for Rule 2305

40-13

staff omit any citation or discussion of section 40440, and instead rely entirely on authorities of other air pollution control districts. 40-13
(cont'd)

Additionally, Proposed Rule 2305 exceeds the scope of an “indirect source review program,” as defined in the federal Clean Air Act. The federal Clean Air Act defines an “indirect source review program” as “the *facility-by-facility review* of indirect sources of air pollution, including such measures as are necessary to assure, or assist in assuring, that a *new or modified indirect source* will not attract mobile sources of air pollution . . .” 42 U.S.C. § 7410(a)(5)(D) (emphasis added). Rule 2305 does not involve any “facility-by-facility review” and is not limited in scope to “new or modified” indirect sources. Thus, the rule is a regulation of mobile sources, rather than a true “indirect source” rule. 40-14

In several respects Rule 2305 is arbitrary, capricious, entirely lacking in evidentiary support, or unlawfully or procedurally unfair.” *California Building Industry Ass’n v. San Joaquin Valley Air Pollution Control Dist.* (2009) 178 Cal. App. 4th 120, 129. Under this standard “the agency must act within the scope of its delegated authority, employ fair procedures, and be reasonable. ‘A court must ensure that an agency has adequately considered all relevant factors, and has demonstrated a rational connection between those factors, the choice made, and the purposes of the enabling statute.’” *Ibid.* 40-15

The District’s stated purpose for the rule is to assist in meeting state and federal air quality standards—principally the US EPA’s 8-hour ozone standard. Yet many aspects of Rule 2305 are disconnected from this purpose. To the extent that the zero-emission and near-zero-emission trucks are not available on a scale to satisfy the industry’s collective WAIRE Points obligation, operators will be required to either: (1) adopt other technologies such as installing on-site electrical truck charging or hydrogen fueling infrastructure, solar panels, or air filtration systems in local residences, schools, daycares, hospitals, or community centers; or (2) paying the District the mitigation fee. Of course, if the zero-emission and near-zero-emission trucks are not widely available, installing charging and fueling infrastructure for them won’t reduce any emissions. Nor will installing solar energy panels or indoor air filters do anything to reduce truck emissions or ambient ozone concentrations. 40-16

We reserve our right to challenge the District’s legal authority to adopt and enforce Rule 2305 on these and any other legal or constitutional grounds. 40-17

Mitigation Fee/Tax

Rule 2305 also constitutes an illegal tax. The rule requires warehouse operators to satisfy their obligations by either adopting certain technologies (primarily by the purchase and use of zero-emission or near-zero-emission trucks or infrastructure for the same) or paying the District a “mitigation fee.” Currently, zero-emission and near-zero-emission technologies are not commercially available on a scale to enable warehouse operators to satisfy their collective compliance obligation. Therefore, warehouse operators will have no option but to pay the fee. The District concedes in its AQMP that “additional research and demonstration are needed to commercialize zero- and near-zero emission technologies for the heavier heavy-duty vehicles (with gross vehicle weight ratings greater than 26,000 pounds). [AQMP at 4-24.] Moreover, the District concedes in its staff report that some of the WAIRE menu technologies (including zero-emission class 8 trucks) are not currently technically feasible. 40-18
40-19
40-20

The District states that it will use the mitigation fees to subsidize the purchase of zero-emission and near-zero emission trucks and electric charging infrastructure. But if there are not enough zero-emission and near-zero-emission trucks to satisfy the warehouses’ collective WAIRE Points obligation, there won’t be clean trucks available to subsidize. 40-21

The District estimates that there are about 750,000,000 square feet of warehouse space that will be covered by this rule. Thus, warehouse operators could collectively pay the SCAQMD hundreds of millions of dollars per year in mitigation fees under Rule 2305 alone, up to \$630 million by the estimate of staff. For comparison, the SCAQMD's entire budget last year was \$173 million, and the budget for its Carl Moyer program was \$30 million. Thus, Rule 2305 is likely to bring in far more revenue for the District than it can spend reducing NOx and DPM from truck emissions.

40-22

Moreover, the District has not yet proposed any written subsidy plan or program to control expenditure of the mitigation fee, and it is not clear when, if ever, it will have such a plan. Furthermore, throughout the discussions of PR 2305 no copy of any plan has been provided for discussion by the Board or any of the stakeholders, even though there certainly have been various questions and comments of concern about this "program" by a broad spectrum of stakeholders.

The actual rule itself has just a short paragraph on page 10 that only sets out the amount of the "mitigation fee" at \$1,000 and says it is to be paid at the time of the Annual WAIRE Report. Nothing else. It does not even mention there will be any "WAIRE Mitigation Plan".

40-23

There is a less than a one-page reference of a "WAIRE Mitigation Program" on page 39 of the Draft Staff Report. This is where it is stated that it will use the mitigation fee proceeds to subsidize the acquisition of zero-emission and near-zero-emission trucks, or charging/fueling infrastructure. But, again, if those trucks are not widely available there is no assurance as to how much, if any, benefit the mitigation fee will have on air quality.

Moreover, this brief description on page 39 specifically states that "Because this funding program is wholly within the control of South Coast AQMD, funds may be combined with other incentive programs as allowable on a case-by-case basis." So, this sounds more like funds generated from a tax that can be used for a wide variety of purposes.

40-24

There are many other issues. like lack of any nexus, surrounding the tax issue, but, in conclusion, the District lacks legal authority to issue taxes. It may impose regulatory fees. But regulatory fees must be limited to the costs required to administer a regulatory program and may not be levied for unrelated revenue purposes. See Health & Saf. Code, § 40522.5(a). The District is proposing a separate regulatory fee in a companion rule (Rule 316) to cover its costs of administering Rule 2305. Thus, the mitigation fee imposed by Rule 2305 is a special tax requiring approval by a two-thirds majority of the voters within the south coast district. Cal. Const., art. 13A, § 4; art.13C §1; Govt. Code, § 53722; see also *Santa Clara County Local Transp. Authority v. Guardino* (1995) 11 Cal.4th 220, 231-233.

Truck Emissions Have and Will Continue to Decrease Dramatically

While PR 2305 claims to be about warehouses, there is no question the rule is solely about trucks and truck emissions, and really aimed at heavy duty truck (HDT) fleets. The organization in California that has the authority regarding truck emissions, the California Air Resources Board (CARB), has enacted numerous rules regulating truck emissions and many more are coming. Truck emissions have actually DECLINED and will continue to DECLINE.

40-25

40-26

40-27

The decline has been dramatic. All of the various rules from CARB and US EPA have reduced particulate matter (PM) emissions by 99% and NOx emissions by 90%. CARB has indicated that their own tests of the impact of requiring diesel particulate filters on trucks since 2014 demonstrate that "...PM filters virtually eliminate PM from truck exhaust and that the....air quality impacts following the adoption of PM filters into the on-road fleet have been substantial."

The reality is CARB has already adopted an entire suite of regulations requiring the trucking industry to meet the cleanest standards. They are the strictest rules in the country and cost the trucking industry about \$1 billion a year. CARB has stated the enhanced compliance provisions means 300,000 older diesel trucks will be cleaned up, which would be "...the equivalent of removing every single passenger car off California's roads in 2023."

Additional rules include the Drayage Truck Rule, the Tractor-Trailer Greenhouse Gas Reduction Measure, the 5-Minute Idling Rule, Refrigerated Trailer Rule, and the Periodic Smoke Inspection Program. Just this past summer CARB adopted the Low NOx Omnibus rule that will reduce NOx an additional 75% by 2024 and 90% by 2027 over and above the 90% plus reductions that have already been achieved, along with the Advanced Clean Trucks Rule.

In 2021, CARB is scheduled to adopt an Advanced Clean Fleets rule and a Truck Refrigerated Unit (TRU) rule, which will bring even further emissions reductions.

40-27
(cont'd)

These rules cover a wide variety of issues and approaches to decreasing truck emissions. Thus, there is no question that the entire field of decreasing truck emissions is being addressed and will continue to be aggressively pushed by the agency with the real authority to make a true impact, CARB. The reality of what is truly going on regarding decreasing truck emissions certainly calls into question the need for and role of PR 2305.

Most Warehouse Operators do not Control What Trucks are Bought or Used

It is also well known, and staff admits, that the vast majority of warehouses do not own trucks and have no need to buy them. This means an operator would have no reason to buy NZE or ZE trucks. So, this is not a realistic option.

Not only do the vast majority of warehouse operators not own any trucks, they also have no control over what trucks come and go to the facility. It is the shipping company that makes all the decisions about what trucks are used. The operator does not have any relationship to the shipping company. The operator cannot direct the shipper to only send a ZE or NZE truck to their warehouse. The operator does not even know what type of truck might arrive at the warehouse. It would be by complete chance that NZE or ZE trucks were used, even if there were any commercially available heavy-duty trucks. So, again, this is not a “feasible” option.

40-28

PR 2305 Negatively Impacts Incentive Funding of New Trucks

There is no question the primary focus of PR 2305 is to force the turnover of the truck fleet from diesel to ZE and NZE trucks. It has been repeated many times by the SCAQMD staff and the Governing Board that incentive money is the key to achieving that objective due to the much higher cost of lower emissions trucks. Yet, staff has admitted that any truck purchased with incentive funds could not get WAIRE points credit. Staff has stated that the only way to get WAIRE points for the purchase of a truck is to NOT use incentive funding. So, this ISR will actually serve as a disincentive to purchase lower emissions vehicles, the opposite of what is trying to be achieved.

40-29

Ability to Have Sufficient EV Truck Purchases and Visits is Speculative

While there is a lot of effort being undertaken to develop newer technology, it is widely known that there are no the commercially available Class 8 trucks, which are the ones that are the focus in relationship to warehouses. It is also unknown when they might become sufficiently commercially available for any type of widespread use. Even once they might begin to be available, in what quantity? Any electric trucks will be spread across the entire nation, not just the warehouses subject to this rule. You can't buy or use something that does not exist or is not realistically available.

40-30

Furthermore, most truck fleets are owned by small business operators with 1-5 trucks, and they don't have the capital to spend on newer trucks that will be significantly more expensive. So, again, the idea that there are going to be a lot of NZE or ZE trucks purchased in the near future is not reasonable.

40-31

The SCAQMD actually commissioned a study to look into transitioning truck fleets to electric trucks. This report, “Developing Markets for Zero Emissions Vehicles in Short Haul Goods Movement” (Report) was completed in February of 2020, but apparently never released and we do not know if the Governing Board has seen it. It is also not cited or referenced in any of the documents that have been released or any presentations given dealing with PR 2305. Yet, it raises many issues that impact this rule. Just a few points are noted below;

- Due to the different performance characteristics of electric trucks versus diesel trucks, namely range, load capacity, and refueling time, it is not a one for one trade-off between diesel and electric trucks. This can be as great as a near doubling of the fleet. Even as the technology improves, there will still be a need for additional trucks.
- The economic estimates of purchase cost of heavy-duty electric trucks are highly speculative due to lower production volumes.
- Many firms do not want to quick charge during a shift due to impacts in productivity; the long charging times mean a truck charging is one not working for quite a period of time.
- California’s diesel fleet is now relatively young due to all the upgrades that have recently occurred, which means that most diesel trucks will stay on the road for many years into the future.

40-32

Charging Station Installation and Usage is Speculative-

Once again, there is no real analysis about trying to force warehouses to build charging stations. Even the foundational question of where the best location for any charging facility is has not been answered. Would putting a charging facility at a warehouse actually lead to a quicker turnover of the fleet? Or would building facilities at publicly accessible areas similar to truck stops that are more easily accessible to all trucks be the way to push turnover of the fleet?

40-33

Additionally, there seems to be a lot of belief that because charging stations are installed they will be used. It must be remembered the warehouse operator cannot force any truck driver to use the charging station or the hydrogen station. That is entirely up to the decision of the truck driver, just as you decide when and where to refuel your car. So, the warehouse operator has to just hope the charging station or hydrogen station will be used. Thus, getting points for the use of the stations is completely arbitrary.

40-34

Simply mandating the installation of EV charging stations does not reduce emissions and ignores the nature of the warehousing business. First, the vast majority of warehouses are leased. Leases are short term, ranging from 3-5 years, and so the tenant is not inclined to go through the complicated process and cost of installing a charging station on a property they do not own. By the time the charging station is built, which staff admits can take years, the lease may end. Plus, once the lease ends, the tenant cannot take it with them, so they end up merely installing infrastructure on property they do not own. There is no incentive for the warehouse operator to install EV charging stations.

40-35

Also, as staff admits on page 13 of the WAIRE Menu Technical Report, currently “...the higher power chargers used for heavy duty vehicle charging have yet not followed a common standard, and proprietary charging systems are commonly tailored to each vehicle.” So, the operator does not know what charging infrastructure to install, and even if they did it may not work on the truck that shows up at the warehouse. This all increases the likelihood of stranded assets and added costs to replace a station. Thus, it is imperative that a common truck charging system be adopted before there are any rules focused on the installation or use of charging stations.

40-36

Currently, there are no commercially available heavy-duty electric trucks. So, one would not install a charger that will not be used. Even once there may be commercially available heavy-duty trucks, it is unclear how many over what period of time they will be manufactured. The proposed rule does not address this issue. It will take many years for sufficient for the manufacturers to produce a sufficient number of EV trucks that can use any charging stations on a daily basis or very frequently at all. So, again, the idea if getting WAIRE points to really count is not actually feasible and may not be for decades.

40-37

Since this rule only applies to existing buildings, SCAQMD is mandating the retrofit of facilities which were built to meet certain requirements of the city or county. All safety and building code requirements would still have to be met, such as parking spaces, which would be the most likely area to be used. There is the issue of whether there is even room to build EV infrastructure. Staff acknowledges that there would have to be a "...dedication of space for electrical equipment and vehicle parking..." Most existing warehouse sites were not developed with excess space that is not being used. Staff makes reference to the Floor Area Ratio (FAR) as an indicator, but that is not accurate. The FAR is set by the city or county at the time a warehouse is built to cover the requirements they have for landscaping, setbacks, auto parking, the needed area for trucks to safely maneuver on the property, trailer storage areas and more. It is not just vacant, available land.

40-38

Also, truck drivers do not have idle time to wait at a warehouse once the truck has been unloaded, and especially if they have taken on a load. They must quickly leave to get another load or deliver their cargo. Truck drivers do not get paid for waiting at a warehouse while hours of charging their vehicles are taking place.

40-39

There are additional challenges relating to the entire electrical infrastructure (i.e., trenches, transformers, switchboards, conduit, etc.) required to accept the additional power for the charging station. There is a great deal of accompanying infrastructure. Staff admits many facilities "may not have sufficient access to electrical utility infrastructure connections onsite or nearby." (Draft Staff report, page 117). This means the utilities will have to bring all that is needed to the property itself before any onsite work is even feasible, a huge expense. The tenant has no control over whether the utility might be willing to take on that expense and effort.

40-40

There are also growing concerns about the pressure put on electrical infrastructure that is in some cases already under stress, especially in congested areas such as Southern California. It is unknown what is the impact on the electrical power grid, and what improvements may be required to the grid.

Then there is the requirement to count each actual truck trip to the warehouse, and this has to be "collected using methods that contemporaneously record the truck trips and that are verifiable." (Page 5 of PR 2305) This is something that has never been done. Although staff tries to make this all sound easy, it is not, especially since you have to know if the truck is a ZE or NZE truck to get any WAIRE points. Plus, you cannot use the so-called "proxy" for determining the class of truck as the WAIRE menu has different points attributable to different classes of trucks. So, this would require setting up a check-in stand with employees stopping each truck to get all the needed information about each truck somehow, and contemporaneously record it. What would have to be done to make any such recording "verifiable"? Technical infrastructure would not be effective in getting the detailed information needed on if it is a diesel, ZE or NZE truck, and determine its class.

40-41

Furthermore, if a warehouse is used by more than one operator, which is about 40% of them, then this must be done by each individual operator. There certainly is not an ingress or egress assigned to any given operator. Now you have two or more check-in facilities set up to do the counting and additionally make sure which truck is going to which operator. This would take further time, decrease throughput and be inefficient. It could lead to trucks backing up into the streets, which is not wanted by anyone.

The Stringency Factor is Arbitrary

The Draft Staff Report says there were four points considered in coming to a stringency factor; a.) need for emissions reductions, b.) the significance of the emissions reductions associated with warehouses, c.) potential emissions reductions, and d.) impact to industry. Then, supposedly “After balancing all of these factors” they somehow came to a number, .0025.

What was done to take the general description of the items and turn them into a number? Is there some model, data, mathematical equations, or anything that somehow transformed what is written in the report into a number? If so, we have not seen anything that sets out how the number was created. It just seems to have appeared on paper.

40-42

This even becomes more concerning when, as described below, staff has admitted any emissions reductions have not been modelled and are “speculative”. The impact to industry, the costs, are based upon made up scenarios the staff has admitted will never happen. Based upon what has been presented, picking the number .0025 can only be seen as some arbitrary choice.

Emissions Reductions, if any, from PR 2305 are Unknown

While it is claimed there will be emissions reductions from PR 2305, the facts are no real reductions can be identified. The impact of the rule on any NOx, PM and ozone has not even been modelled, and is “speculative”.

40-43

In the comments provided by NAIOP to the Notice of Preparation (NOP) of the environmental document, the SCAQMD staff was specifically asked to quantify the NOx and DPM reductions that were expected to result from PR 2305. In response, staff stated:

40-44

“Potential changes in NOx and DPM concentrations would be speculative and have not been calculated as the underlying assumptions needed to conduct this analysis are too uncertain...” (emphasis added, Environmental Assessment (EA), C-41)

Staff was also asked to quantify the amount of any ozone reductions. Staff again stated:

“...ozone concentrations were not modeled. **Ozone concentrations cannot be reasonably calculated for individual rules** given the many variables needed to conduct this regional modeling analysis. (Emphasis added, C-41)

The draft staff report also admits that “it is not possible” to determine the emissions impacts of the rule. So, instead of trying to determine any potential emissions reductions, staff came up with 18 “scenarios” and “...all 2,902 warehouses were assumed to only comply with a single scenario approach from 2021 through 2031. **No single scenario in this bounding analysis is expected to occur.**” (emphasis added, pg. 60) This clearly means that any supposed emission reduction “estimates” are based upon imaginary scenarios that will never happen.

40-45

NAIOP also believes there are numerous questions about the baseline inventory analysis as is set out in the separate report from Ramboll that we incorporate by reference herein as though fully set forth. This could certainly lead to any claimed emissions reductions being overstated.

40-46

Cost of Compliance is Also Unknown

In the Draft Staff Report, the only “estimated” costs of compliance to date also solely come from the same 18 scenario exercise as the claimed emissions reductions. So, as with emissions projections, any reference to costs is based upon imaginary scenarios that will never happen and provide no information as to what the actual costs of PR 2305 will be.

40-47

SIP Credit is Also Unknown.

The Board made it very clear the ability to get SIP credit for any actions taken, voluntary or not, was a necessary key issue. As the discussion of any potential approach to warehouses began, many meetings were held where the topic of SIP creditability and how to achieve it was discussed. Staff made it very clear that any approach would have to show it resulted in achieving SIP credits. That seems to have been dropped.

40-48

As staff has repeatedly said throughout the discussion of an ISR, "SIP creditable emission reductions must satisfy five key "Integrity Elements". Namely, the emission reductions must be quantifiable, enforceable, verifiable, surplus, and real." (original emphasis, Draft Staff report, page 146) Staff has not even attempted to show that any of the requirements in PR 2305 meet those standards. So, how much SIP credit will the SCAQMD get for this rule, if any?

A careful analysis of Appendix D in the Draft Staff Report reveals that PR 2305 will not produce any Prospective SIP credit, meaning that the reductions in the regulation do not meet EPA's "Integrity Elements". Staff elaborates that the primarily reason there are no creditable emission reductions is "because some emission reductions from PR 2305 will at least partially overlap with other SIP-creditable measures." Staff does not indicate how much overlap there could be, and it is certainly possible that there will be 100% overlap. In addition, while the draft Staff Report speculates that retrospective SIP credits could be generated in the future, no estimate of the amount of credits is provided.

Installation and Use of Solar Panels and Filters in Existing Buildings

According to PR 2305, "The purpose of this rule is to reduce local and regional emissions of nitrogen oxides and particulate matter, and to facilitate local and regional emission reductions associated with warehouses and the mobile sources attracted to warehouses in order to assist in meeting state and federal air quality standards for ozone and fine particulate matter." How do these items in the WAIRE menu reduce or facilitate local and regional emissions reductions or assist in meeting state and federal air quality standards? They don't, and are clearly far beyond the scope and purpose of this rule and any ISR.

40-49

Solar panels and filters will also not create any SIP credits. The Draft Staff Report makes it clear that these two WAIRE menu items are not sources that may lead to any SIP credit.

40-50

The true complexity of trying to use solar panels or install filters is not even discussed in the staff report and needs to be considered. First, as to solar panels, since this rule is solely aimed at existing warehouses there is the fact that most existing warehouse roofs do not have the load bearing capacity to handle solar panels. Thus, to place solar panels would require an entire rebuilding of the roof. You again have the situation where the operator is not the owner of the building with a short lease and does not want to improve someone else's building with an asset with a useful life of around 20 years for others to use. Additionally, it is complicated and takes a long time to get all parties to agree to the necessary approvals, especially from the utilities and may require system upgrades and an interconnection study, and the list goes on.

40-51

Installing high efficiency filter systems in schools, daycare centers, hospitals and community centers is obviously very expensive in such large buildings. Yet, you would only get two points for each system, so there is no cost-effective reason to think of this option. Warehouses are not in the business of installing filters and here the number of WAIRE points, about four per filter, does not make this a real option or in any way cost-effective.

40-52

Missing/Incomplete Documents

First, not all the relevant documents have been released, so it is impossible to provide a thorough analysis of the rule. It has been indicated the Socioeconomic Assessment and the Comparative Analysis of Rules will not be released until 30 days before the hearing, which would be today, and it appears there could be other documents released as well.

40-53

More importantly, throughout PR 2305 there are numerous references to the operator or owner having to comply with the "WAIRE Program Implementation Guidelines". While these "Guidelines" are an integral part of PR 2305, they have never even been described, presented or discussed in any way. The only thing we know is the name, and staff just recently indicated they may be released by March 3. So, obviously, we cannot comment on the "Guidelines" at this time, and even if they are released there is no time to analyze them, comment, and have any actual discussion of the Guidelines.

40-53
(cont'd)

As we analyzed the publicly available information, it became clear that an extensive amount of information was missing to fully understand and analyze PR 2305. Thus, Public Records Act requests were made, and we appreciate the large volume of information that has been provided to date, yet we have been told there is more information to be produced and some of it may not be provided until after the hearing on PR 2305.

40-54

There is also the Environmental Assessment (EA), a 654-page document to which comments are due March 12, 2021. We appreciate that staff does take comments seriously and they "...want to ensure responses are appropriate." Staff made it clear to the Warehouse ISR Working Group in discussing the responses to the Notice of Preparation (NOP) of the EA, a 133-page document, that "This takes time." And we agree. Since staff must review the comments, which will be far more extensive than responses to the NOP, it is difficult to understand how in three weeks they could properly analyze comments, make any needed revisions to the EA and still transmit it to the Board in time for them to properly analyze PR 2305.

40-55

Conclusion


In light of the voluminous information that has been and is still being developed regarding this very complex, unusual rule, we are concerned about the Board truly having the proper amount of time to analyze everything surrounding PR 2305. The May 4, 2018 motion that was approved by the Board to proceed with a warehouse ISR included direction the Board was to receive progress reports every 4-6 months that should include information about key issues such as potential emissions reductions, cost of compliance, commercial availability, SIP credit and other matters. Unfortunately, the Board has not been kept apprised as promised. A sweeping rule with major consequences to jobs, the economy and with science needing careful analysis, it makes no sense the April 2, 2021 will mark the first time the full Governing Board will be thoroughly brought up to date on PR 2305.

40-56

We thank you for allowing us to comment on PR 2305. As you can see, there are many issues and concerns surrounding the rule as proposed. Based upon what is currently before us, we must respectfully submit that PR 2305 should not be approved.

40-57

Sincerely,



Timothy Jemal
CEO, NAIOP SoCal



Robert Evans
Executive Director, NAIOP Inland Empire

Cc: Governing Board Members



March 2, 2021

Sarah Rees, Ph.D.
Deputy Executive Officer
Planning, Rule Development & Area Sources
South Coast Air Quality Management District
21865 Copley Dr., Diamond Bar, CA 91765

Re: SCE Comments on Proposed Warehouse Indirect Source Rule

Dear Dr. Rees:

Southern California Edison (SCE) appreciates the opportunity to comment on the South Coast Air Quality Management District's (SCAQMD) proposed Warehouse Indirect Source Rule (ISR).

41-1

SCE supports the SCAQMD Warehouse ISR and improving air quality in the region.

SCE supports the Warehouse ISR and improving air quality in the region and especially appreciates the emphasis SCAQMD has placed on zero-emissions (ZE) technologies as a critical component of achieving significant emissions reductions in the warehouse sector, while still maintaining a flexible menu of other technology options for warehouse owners and operators to achieve compliance. SCE believes SCAQMD's continued encouragement to transition fleets to zero-emission vehicles (ZEVs) is especially important because procurement decisions made today will impact California for generations to come. SCAQMD's focus on ZEVs sends an important market signal. Encouraging transition to ZEVs could be an economic engine for California and our region in the coming decades and create thousands of good paying, skilled jobs.

41-2

With 42% of NO_x emissions in Southern California coming from goods movement,¹ transitioning to a ZE medium- and heavy-duty (MDHD) truck fleet has the potential to dramatically reduce local and regional air pollution impacts from this sector, particularly in communities disproportionately impacted by truck emissions. The Warehouse ISR would achieve emissions reductions from both the direct warehouse operations and indirect truck emissions. As a business member of the San Bernardino, Muscoy AB 617 Community Steering Committee (CSC), SCE recognizes and has heard directly from the community that reducing local emissions is critical. Specifically, the San Bernardino, Muscoy CSC, in its Community Emission Reduction Plan, prioritized the pursuit of indirect source rules that would require emission reductions from warehouse operations.² The CSC and residents of San Bernardino, Muscoy are counting

41-3

¹ "Zero-Emission Drayage Trucks Challenges and Opportunities for the San Pedro Bay Ports," p. 6, UCLA Luskin Center for Innovation, October 2019.

https://innovation.luskin.ucla.edu/wp-content/uploads/2019/10/Zero_Emission_Drayage_Trucks.pdf

² Assembly Bill (AB 617) Community Air Initiatives, Community Emissions Reduction Plan, San Bernardino, Muscoy, Chapter 5c: Warehouses: <https://www.aqmd.gov/docs/default-source/ab-617-ab-134/steering-committees/san-bernardino/cerp/carb-submittal/final-cerp.pdf?sfvrsn=9>

on the development of the Warehouse ISR to achieve emission reductions needed in their community. Addressing emissions from warehouses is vital for improving air quality to get closer to achieving attainment designations in the South Coast Air Basin, addressing the climate crisis, and addressing environmental justice issues in communities near warehouses.

41-3
(Cont'd)

SCE supports customers in transitioning truck fleets to zero-emissions electric alternatives.

SCE is committed to helping customers identify electric infrastructure solutions to meet regulatory compliance commitments while also minimizing costs. SCE's Charge Ready Transport program will help accelerate infrastructure deployment and reduce costs for fleet owners over a five-year period (2019 to 2024) by working with customers to install electric infrastructure at eligible sites to support MDHD electric vehicles. SCE appreciates that the Warehouse ISR allows Warehouse Actions and Investments to Reduce Emissions (WAIRE) points to be earned from electric infrastructure installed with Charge Ready Transport funding. With an approved total program budget of \$356.4M, the program will achieve a minimum of 870 sites supporting approximately 8,500 MDHD electric vehicles within SCE's service territory in Southern California, a majority of which are also within SCAQMD jurisdiction. A minimum of 40% of SCE's budget for this program must be spent in disadvantaged communities, and also a minimum of 25% of the budget must serve vehicles operating at ports and warehouses. SCE also provides a rebate toward the cost of the qualified charging stations for eligible customers.³

41-4

Additionally, SCE's commercial EV rates help to reduce costs for commercial fleet customers interested in fueling with electricity. Launched in 2019, the rates waive demand charges over a five-year period and then gradually re-introduce them in a graduated manner over the subsequent five years. The rate also provides price signals to create opportunities for maximizing savings while charging during low-price periods. Additional incentives, such as revenues from Low Carbon Fuel Standard credits, can serve as an offset to the costs of fueling with electricity, further increasing the favorable economics of electrifying fleets.

SCE also provides resources and assistance for customers to navigate questions and challenges associated with electrifying vehicle fleets. SCE offers fleet assessments that provide customers with reports of vehicle options for fleets, associated benefits for going electric, customized rate analyses to help customers understand potential fuel costs, an online publicly available fuel cost calculator,⁴ along with additional information on utility and non-utility programs and incentives. SCE also works onsite with customers to offer an assessment of the feasibility of installing infrastructure to serve potential EV fleet deployments. By providing consultation on infrastructure needs and siting, rates, charging needs and optimal siting of required charging infrastructure, SCE stands ready to help support customers utilize electrification as a means to comply with the Warehouse ISR.

Successful implementation of ZEV deployment requires continued forward-planning for infrastructure and electric system needs.

Utilities, the SCAQMD, and fleets and facilities increasingly need to work together to anticipate and assess impacts of growing EV-driven demand and proactively plan accordingly. A strong, resilient grid ready for mass EV adoption that can achieve significant emission reductions is attainable through advanced forward planning, increased industry coordination, and new collaborative approaches in data-

41-5

³ SCE Charge Ready Transport Program details: <https://crt.sce.com/overview>

⁴ SCE Electric Fleet Fuel Savings Calculator: <https://fleetfuelcalculator.sce.com/>

sharing and cooperation between public and private stakeholders. It is important to plan ahead in the early years to ensure that sufficient EV charging infrastructure needs are identified and addressed to meet longer-term policy and regulatory timelines, achieving important air quality improvement benefits. Electrification projects require site-specific planning and sometimes can take more than one year to implement. As such, SCE appreciates that the Warehouse ISR allows warehouses to earn WAIRE points from critical milestone steps such as purchase of Electric Vehicle Supply Equipment, construction mobilization and charger energization. Time for advanced planning is especially important for ensuring the grid is ready to support the increased EVs in sites and corridors affected by the Warehouse ISR which may require proactive grid expansion and upgrades that are potentially initiated to be ready to meet customer needs and regulatory timelines.

41-5
(cont'd)

SCE is assessing system and EV infrastructure planning needs in the region. SCE is currently evaluating when and where EVs are likely to appear as a charging load, the potential magnitude of that load, and what potential infrastructure and system solutions would be necessary to accommodate that load. These infrastructure assessment and planning activities will be greatly aided by more and better data and information related to where, when, and how EVs will charge. The data reported through the Warehouse ISR would be incredibly insightful for infrastructure assessment and planning within the South Coast Air Basin. SCE requests that the data gathered be shared in order to help shape a clearer, more reliable picture of future system needs for large-scale fleet transitions to EVs and ultimately help utilities and other charging support providers confidently plan and make decisions to provide the necessary infrastructure to support fleet and facility plans in the region.

41-6

Thank you for considering our comments regarding this important regulation. While there will be challenges as zero-emission electric vehicles increase in commercial fleets, SCE views these challenges and work ahead as a critical call to action. SCE is committed to doing its part and partnering with the Air District, communities, and our customers to ensure successful implementation of the Warehouse ISR as well as the related necessary deployment of zero-emission vehicle technology in the region.

41-7

Sincerely,

/s/ Laura Renger

Laura Renger
Director, Electrification & Customer Service Policy
Regulatory Affairs
Southern California Edison

CC: Ian McMillan, SCAQMD Planning & Rules Manager
Victor Juan, SCAQMD Program Supervisor



March 1, 2021

Mr. Ian MacMillan
South Coast Air Quality Management District
21865 Copley Drive
Diamond Bar, California 91765-4178

Re: Comments on Proposed Rule 2305

Dear Mr. MacMillan:

On behalf of over 56,000 members of the Southwest Regional Council of Carpenters, I write to respectfully request the board postpone any adoption of Rule 2305 (Indirect Source Rule or ISR) in light of the current economic and public health crisis. We are concerned that the current language and timeline of Rule 2305 would add uncertainty to the market and respectfully request that more analysis is given to its economic impact, particularly on construction.

42-1

While we strongly support a just transition to a clean energy economy, a policy change this broad and at this time would be destabilizing for the industry. The COVID-19 pandemic is a once-in-a-century event that has upended Southern California's economy and construction sector. The impacts of the pandemic have particular relevance to the warehouse industry as the growth in e-commerce has led to a surge in warehouse demand.

42-2

To best implement this policy, we ask that the SCAQMD continue this item at least 90 days so that the industry and its labor partners can more accurately assess its long-term impact. A greater understanding of the role the pandemic and the sudden shift to e-commerce is needed before a change of this magnitude is implemented. Thank you again for your consideration of this important issue.

42-3

Sincerely,

A handwritten signature in black ink that reads "Daniel R. Langford". The signature is written in a cursive, flowing style.

Daniel Langford
Executive Secretary-Treasurer
Southwest Regional Council of Carpenters

Mr. Victor Juan
Warehouse ISR Program Supervisor
South Coast Air Quality Management District
21865 Copley Dr
Diamond Bar, CA 91765

REVIEW OF THE SOUTH COAST AQMD'S PRELIMINARY DRAFT STAFF REPORT FOR PROPOSED RULE 2305 AND PROPOSED RULE 316

Dear Mr. Juan:

March 2, 2021

On behalf of NAIOP, Ramboll US Consulting, Inc. (Ramboll) has reviewed South Coast Air Quality Management District (AQMD)'s Preliminary Draft Staff Report for the Proposed Rule (PR) 2305 and PR 316¹ dated January 2021. Our review included the supporting calculation spreadsheets (pr-2305-draft-baseline-emission-inventory.xlsx, pr-2305-draft-scenario-calculations.xlsm, and pr-2305-draft-truck-emission-rate-calculations.xlsx)² that were released in December 2020.

Ramboll
5 Park Plaza
Suite 500
Irvine, CA 92614
USA

SUMMARY OF FINDINGS/PURPOSE OF RULE

As stated in Chapter 1 of the Preliminary Draft Staff Report, the primary goal of PR 2305 and PR 316 is to achieve NO_x emissions to meet the near-term attainment deadlines in 2023 and 2031 for federal air quality standards for ozone, however the emission analysis presented in this report does not substantiate these NO_x reductions.

T +1 949 261 5151
F +1 949 261 6202
<https://ramboll.com>

- Table 17 of the Preliminary Draft Staff Report presents the range of NO_x reductions associated with the bounding scenarios for rule implementation as "zero" tons per day to 5.4 tons per day in 2023 and "zero" tons per day to 21.8 tons per day in 2031. Such a range of outcomes indicates that it is uncertain, and may be zero.
- The upper end of the range in 2023 is based on Scenario 5 (ZE Class 8 truck visits from non-owned fleet) which is not substantiated since ZE trucks are not currently commercially available. In 2031, the higher end of the range is based on Scenario 7 (Pay Mitigation Fee). As stated in the below in the section entitled WAIRE Mitigation Program, these reductions are likely overestimated.
- Further as noted subsequently in the section entitled Scenario Analysis, the discounting method used for the implementation of ACT, Omnibus, and HD I&M regulations is not accurate.

¹ Available at: <http://www.aqmd.gov/docs/default-source/planning/fbmsm-docs/preliminary-draft-staff-report.pdf?sfvrsn=14>. Accessed: February 2021.

² Available at: <http://www.aqmd.gov/home/air-quality/clean-air-plans/air-quality-mgt-plan/facility-based-mobile-source-measures/fbmsm-mtns>. Accessed: February 2021.

Hence, the analysis presented in this report does not demonstrate with substantial evidence that PR 2305 will provide NO_x reductions beyond those generated by CARB regulations, despite the enormous costs that will be involved in complying with this rule.

43-5

Further, as stated during AQMD's Scientific, Technical & Modeling Peer Review Advisory Group Meeting³ on January 27, 2021, the small quantities of NO_x reductions generated by this rule will not be sufficient to decrease the ozone concentrations in the basin. A recent study by Parish et al.,⁴ indicates that it could take ~35 years of additional emission control efforts in the Los Angeles region to reach the federal ozone standard of 70ppb, because the background ozone concentration in the region is ~89% of the standard. Thus, it is unclear how this rule will help the basin attain the ozone standard by 2023, and unclear what the cost effectiveness of this rule is.

43-6

Our specific comments are summarized below and based on the information reviewed to date. To the extent new information becomes available, our comments may change.

BASELINE EMISSIONS INVENTORY

The following comments pertain to the baseline emissions inventory prepared for 2019, 2023, and 2031. We understand that emissions of oxides of nitrogen (NO_x) and diesel particulate matter (DPM) were developed for these three calendar years for heavy-duty trucks, passenger vehicles, transport refrigeration units (TRUs), and yard trucks.

43-7

Truck Emissions

Mobile Emissions Inventory Model

The AQMD mobile emissions were developed using EMFAC2017, while a newer version of the model with updated model assumptions, EMFAC2021, was released in Mid-January 2021.⁵

- This updated version includes the incorporation of the California Air Resources Board's (CARB's) Advanced Clean Trucks (ACT)⁶ and Low NO_x Omnibus⁷ regulations. While AQMD's analysis in the Preliminary Draft Staff Report performs outside-model adjustments for these regulations, it is not clear how their outside-model adjustments compare to the EMFAC2021 analysis. To ensure the AQMD has accounted for these so that there is not double counting of reductions, the ACT and Low NO_x Omnibus regulations should be accurately accounted for in the inventory.
- EMFAC2021 also includes several updates⁸ to the heavy-duty truck emission factors as noted below:
 - Running exhaust NO_x emission rates decrease,
 - Starting exhaust NO_x emission rates increase,

43-8

43-9

³ Available at: <http://www.aqmd.gov/home/news-events/meeting-agendas-minutes/agenda?title=stmpir-meeting-agenda-january-21-2021>. Accessed February 2021.

⁴ 2017. Parrish, D. D., Young, L. M., Newman, M. H., Alkin, K. C., and Ryerson, T. B. Ozone design values in Southern California's air basins: Temporal evolution and U.S. background contribution. *Journal of Geophysical Research: Atmospheres*, 122, 11,166–11,182. <https://doi.org/10.1002/2016JD026329>.

⁵ Available at: <https://ww2.arb.ca.gov/our-work/programs/mobile-source-emissions-inventory/road-documentation/msei-modeling-tools-emfac>. Accessed: February 2021.

⁶ Available at: <https://ww2.arb.ca.gov/our-work/programs/advanced-clean-trucks>. Accessed: February 2021.

⁷ Available at: <https://ww2.arb.ca.gov/rulemaking/2020/hdomnibuslownox>. Accessed: February 2021.

⁸ 2020. EMFAC202x Updates December Workshop. December 15. Available at: https://ww2.arb.ca.gov/sites/default/files/2020-12/EMFAC202x_Dec_Workshop_20201215_rev.pdf. Accessed: February 2021.

- NO_x for older fleets decrease due to new heavy-duty deterioration model, and
- NO_x decreases due to heavy-duty activity profile updates such as vehicle miles traveled (VMT) distribution by speed and number of starts by soak time, and extended idling hours.

43-9
Cont'd

AQMD should either use EMFAC2021, or confirm that these changes do not materially change the findings regarding the anticipated emission reductions.

META Tool for South Coast

The Preliminary Draft Staff Report states that the District's analysis incorporates the emissions reductions associated with the ACT and Low NO_x Omnibus Regulation using CARB's META tool. However, the version of CARB's META tool⁹ available to the public presents zero-emission/near-zero emission (ZE/NZE) population and VMT data only for the statewide fleet. While AQMD's scenario calculation spreadsheet pr-2305-draft-scenario-calculations.xlsm provides ZE/NZE population and VMT data for South Coast heavy-duty truck fleet, it fails to state how these were derived. Without this detail it is not clear if the method AQMD used to account for ACT and the Low NO_x Omnibus regulation is correct. AQMD should provide these details of the methodology for public review.

43-10

The Preliminary Draft Staff Report also stated that AQMD's analysis accounts for the reductions from the California Air Resources Board (CARB)'s proposed heavy-duty inspection and maintenance (HD I/M) program¹⁰ using the META tool, but details of how these reductions were derived are not clear. Without this detail it is not clear if the method AQMD used to account for the HD I/M program is correct. AQMD should provide additional documentation that shows how these reductions were estimated for public review.

43-11

ZE Drayage Truck Fleet

The conversion of the drayage truck fleet to 100% ZE by 2035 is not incorporated into the analysis. Several regulatory actions and activities such as Governor Newsom's Executive Order (EO) N-79-20,¹¹ CARB's proposed Advanced Clean Fleets (ACF) regulation,¹² and the Port's Clean Air Action Plan (CAAP)¹³ clearly indicate that the drayage truck fleet will be converted to a 100% ZE fleet by 2035. In order to achieve this conversion, beginning 2023 all new drayage trucks will have to be a zero-emission trucks.¹⁴ AQMD should update their analysis to incorporate the proposed regulations as this would reduce the estimates for the 2031 baseline inventory.

43-12

Trip Lengths

AQMD's analysis used a basin average trip length to estimate the emissions associated with trucks travelling to and from warehouses. While a basin average value provides a general estimate across truck trip types within the basin, it may not represent the actual trip lengths of trucks visiting a

43-13

⁹ Available at: <https://ww2.arb.ca.gov/our-work/programs/mobile-source-emissions-inventory/msei-modeling-tools>. Accessed: February 2021.

¹⁰ Available at: <https://ww2.arb.ca.gov/our-work/programs/heavy-duty-inspection-and-maintenance-program>. Accessed: February 2021.

¹¹ Available at: <https://www.gov.ca.gov/wp-content/uploads/2020/09/9.23.20-EO-N-79-20-text.pdf>. Accessed: February 2021.

¹² Available at: <https://ww2.arb.ca.gov/our-work/programs/advanced-clean-fleets/advanced-clean-fleets-meetings-events>. Accessed: February 2021.

¹³ Available at: <https://cleanairactionplan.org/strategies/trucks/>. Accessed: February 2021.

¹⁴ Available at: https://ww2.arb.ca.gov/sites/default/files/2020-12/201209drayagepres_ADA.pdf. Accessed: February 2021.

<p>particular warehouse that would be regulated by PR 2305. As noted in Appendix B of the Preliminary Draft Staff Report, truck trip lengths can vary significantly from one warehouse to another. Therefore, using a basin average trip length does not appear to represent the actual activity for a regulated warehouse.</p>	<p>43-13 Cont'd</p>
<p>The basin average truck trip lengths and passenger car trip lengths used in AQMD's analysis to develop the baseline emission inventory are based on the 2016 Southern California Association of Governments (SCAG) Regional Transportation Plan/Sustainable Communities Strategy (RTP/SCS). The 2020 RTP/SCS was adopted in September 2020,¹⁵ and SCAG made major model enhancements from a trip-based model to an activity-based model for passenger vehicle trips. It does not appear that AQMD has assessed how this updated data would impact the analysis. We recommend that AQMD assess how the data in the 2020 RTP/SCS may affect the analysis, as it may greatly change the anticipated reductions.</p>	<p>43-14</p>
<p>Internalization</p> <p>As stated on Page 48 of the Preliminary Draft Staff Report, AQMD's analysis assumes a 22.2% internalization for all Class 8 truck VMT to account for the trips made between warehouses by trucks. This value is based on a study that is specific to drayage (T7 Port of Los Angeles (POLA): Heavy-Heavy Duty Diesel Drayage Truck near South Coast) trucks.¹⁶ However, drayage truck VMT accounts for ≤25% of the overall Class 8 truck VMT and the internalization rate may be very different at other warehouses. AQMD should provide more analysis to substantiate this assumption. Without further substantiation, the assumption is arbitrary.</p>	<p>43-15</p>
<p>Yard Truck Emissions</p> <p>AQMD does not provide sufficient documentation for the development of the baseline NO_x and DPM emissions for yard trucks (hostlers).</p> <ul style="list-style-type: none"> AQMD refers to the Powersys webpage (Reference 75 in the Preliminary Draft Staff Report) as a source for the activity data that is used to develop yard truck emission factors but does not provide a copy of the specific report or study from which the values were derived. Thus, we are unable to confirm their findings. 	<p>43-16</p>
<ul style="list-style-type: none"> AQMD fails to provide a source for the 1.2 hostlers per million square feet assumption for warehouses between 100,000 and 200,000 square feet. The cited source (i.e., AQMD business survey¹⁷) provides data only for warehouses greater than 200,000 square feet. <p>We recommend that AQMD provide the documentation for these assumptions used to develop the baseline inventory for yard trucks, otherwise the assumptions are arbitrary.</p>	<p>43-17</p>
<p>TRU Emissions</p> <p>Page 51 of the Preliminary Draft Staff Report states that the TRU emission estimates were based on CARB's current rulemaking efforts affecting TRUs but fails to provide details of how these estimates were made. A review of the calculation spreadsheet pr-2305-draft-baseline-emission-inventory.xlsx did not reveal any additional detail. AQMD should provide additional documentation for the NO_x and DPM</p>	<p>43-18</p>

¹⁵ Available at: <https://scag.ca.gov/read-plan-adopted-final-plan>. Accessed: February 2021.

¹⁶ Available at: https://scag.ca.gov/sites/main/files/file-attachments/task4_understandingfacilityoperations.pdf. Accessed: February 2021.

¹⁷ Available at: <http://www.aqmd.gov/docs/default-source/ceqa/handbook/high-cube-warehouse-trip-rate-study-for-air-quality-analysis/business-survey-summary.pdf>. Accessed: February 2021.

emissions factors for yard trucks that were used for the development of the baseline inventory for calendar years 2019, 2023, and 2031, otherwise the assumption is arbitrary.

43-18
Cont'd

Calculational Errors

The baseline inventory for 2019 has calculation errors in the NO_x and DPM emission factors for Class 4-7 and Class 8 heavy-duty trucks and for passenger vehicles.

- The 2019 Class 8 truck emission factors for NO_x and DPM use T6 utility, T7 Ag, T7 CAIRP, T7 CAIRP construction, and T7 single construction vehicle categories instead of T7 CAIRP, T7 NNOOS, T7 NOOS, T7 POLA, and T7 Tractor.
- The 2019 Class 4-7 truck emission factors for NO_x and DPM used SBUS, T6 CAIRP small, T6 instate construction (heavy & small), and T6 instate heavy vehicle categories instead of T6 CAIRP (Heavy & Small), T6 Instate (Heavy & Small), and T6 OOS (Heavy and small).
- The 2019 passenger vehicle emission factor for NO_x and DPM was missing the LDT2 category.

43-19

Fixing these errors will result in higher baseline NO_x emissions and slightly lower baseline DPM emissions in 2019 compared to those presented in Table 13 in Chapter 3 of the Preliminary Draft Staff Report for trucks and for passenger vehicles.

The calculations for baseline emission inventory for TRUs are erroneous. The factor applied to South Coast Air Basin TRU emissions to estimate emissions associated with cold storage warehouses in pr-2305-draft-baseline-emission-inventory.xlsx uses misaligned years (2019 square footage over the 2014 cold storage square footage). The impact of using data from aligned years (2014 data only) would be a lower fraction of cold storage square footage in SCAB in each calendar year.

43-20

SCENARIO ANALYSIS

Methodology Issues

The methodology used to estimate the emission reductions in the scenario analysis is separate and distinct from that used to prepare the baseline emission inventory.

- The differences in the approach used for the truck emission factors are particularly distinct.
 - While the baseline emission inventory applies reductions associated with ACT regulation, Low NO_x Omnibus regulation, and HD I/M program to the emission factors for trucks, the scenario analysis does not apply reductions associated with all three regulations to each of the 18 scenarios.
 - That said the issues related to the truck emissions noted under the baseline inventory section (mobile emissions inventory model, META tool for South Coast, ZE drayage truck fleet, trip lengths, and internalization) apply to the scenario analysis as well.
- Although the baseline inventory does not include emissions associated with electricity use at the warehouse facilities, Scenario 11 (Rooftop solar panel installations and usage) estimates emission reductions associated with replacement of the electricity from the grid with electricity generated by the solar panel. The electricity emissions should be included in the baseline, or the reductions from solar should be removed.

43-21

43-22

43-23

The eighteen scenarios analyzed in the Preliminary Draft Staff Report that are meant to represent the range of emissions reductions that can be achieved by PR 2305 are unrealistic. These scenarios do not consider how WAIRE points might be generated due to the implementation of the CARB regulations

43-24

(ACT regulation, Low NO_x Omnibus regulation, proposed ACF regulation) and Ports CAAP, i.e., WAIRE points presented in scenario analysis are not additional to what warehouses would earn from these regulations. More realistic scenarios should be developed to substantiate what reductions are realistic to expect from this rule.

43-24
(cont'd)

Discounting Method for CARB Regulations

The discounting method used to avoid double counting of the ACT regulation, Low NO_x Omnibus regulation, and HD I/M program are suspect and still potentially result in double counting. A summary of the issues noted in the calculation spreadsheet pr-2305-draft-scenario-calculations.xlsm are listed below:

43-25

- For scenarios that use NZE trucks (Scenario 1, 2, 3, 4, 8, and 9) to obtain WAIRE points, reductions associated with Low NO_x Omnibus regulation are discounted. However, reductions from the ACT regulation are not considered.
- For scenarios (Scenario 5, 6, 10, 12, 13, and 14) that use ZE trucks and ZE fueling infrastructure to obtain WAIRE points, reductions associated with ACT regulation are discounted. However, reductions from Low NO_x Omnibus regulation are not considered.
- Reductions associated with HD I/M are applied only to the discounted emissions associated with ACT/Low NO_x Omnibus regulation rather than the reductions associated with the use of ZE/NZE trucks for obtaining WAIRE points.
- For scenarios that do not use ZE/NZE trucks or ZE fueling infrastructure to obtain WAIRE points (Scenario 7, 11, 15, 16, 17, and 18), reductions associated with ACT/Omnibus/HD I&M are not discounted.

43-26

43-27

43-28

Calculation Errors

NO_x and DPM reductions calculations for Scenario 1 (NZE Class 8 truck acquisitions and subsequent visits from those trucks) shown in pr-2305-draft-scenario-calculations.xlsm have errors. These calculations are using truck emissions factors for calendar year 2023 and are therefore overestimating the reductions in the calendar years 2024 to 2027.

43-29

WAIRE MENU TECHNICAL REPORT

WAIRE Points Calculation Methodology

As noted in Figure 1 of Appendix B of the Preliminary Draft Staff Report, WAIRE points assigned to each item in the WAIRE menu (seen in Table 3 of PR 2305) are estimated as a function of the cost of the item, and the regional (NO_x) and local (DPM) emission benefit that the item would provide. The methodology used to estimate NO_x and DPM emission benefits for WAIRE menu items such as NZE truck purchase, NZE truck visits, ZE truck purchase, ZE truck visits, Charging Station Usage, and Hydrogen Fueling Station Usage, are based on the truck emission factors in calendar year 2023. As seen in the outputs from the EMFAC2017 model, emission factors for trucks are expected to reduce in the future years (beyond 2023) due to implementation of CARB Regulations and the general fleet turnover to cleaner vehicles. However, the WAIRE Menu in Table 3 of PR 2305 uses a static value for the WAIRE points assigned to these menu items. This approach does not represent how the changing fleet will impact the potential emission benefits and thus the cost effectiveness. AQMD should also include an evaluation that calculates WAIRE points for these menu items in future years (2023 and beyond) to more accurately demonstrate how WAIRE points may change in the future.

43-30

Total Cost of Ownership for Battery Electric Truck

The total cost of ownership analysis for the battery electric (BE) trucks presented in Appendix B of the Preliminary Draft Staff Report assumes that one battery electric truck can replace one diesel truck, thereby ignoring the operational implications of BE vehicle usage in the heavy-duty truck sector. Ramboll's study¹⁸ on HD BE vehicles, specifically Los Angeles Metro's bus fleet operations, has shown that due to limited battery range, long charging times and unfavorable charging windows, more than one battery electric bus (BEB) will be needed to replace a conventional diesel bus. This is further corroborated by National Center for Sustainable Transportation's 2020 Study,¹⁹ (that was funded by AQMD), on heavy duty trucks used for short haul goods movement. AQMD's assumption that a single battery electric truck can replace a diesel truck results underestimates the costs and therefore the WAIRE points that should be assigned to battery electric trucks in PR 2305. This should be corrected.

43-31

Annualized usage estimated for ZE infrastructure

Annualized usage estimated for ZE infrastructure (EV charger, Hydrogen Station, and TRU plugs) appear to be arbitrary. Appendix B of the Preliminary Draft Staff report presents the following annualized usage estimates for ZE infrastructure, without stating a source or basis for these assumptions:

43-32

- 165,000 kWh/year for an EV charger, which is equivalent to 10 hours of charging time per day on a 50 kW EV charger.
- 6,152 kg of hydrogen per year which is equivalent to the 165,000 kWh/year of EV charger usage.
- 10,658 kWh/year for TRU plugs which is equivalent to 4 hours of charging per day with an average power draw of 7.3 kW.

WAIRE MITIGATION PROGRAM

While Chapter 2 of the Preliminary Draft Staff Report states that the mitigation fee paid to AQMD by a warehouse operator will be used to fund NZE/ZE trucks or ZE charging/fueling infrastructure in the same geographic area that the warehouse is located, details of how this would be achieved are not presented. To understand how the NO_x and DPM emissions reductions associated with the mitigation fee are achieved with the implementation of PR2305, AQMD should present the following details of the WAIRE Mitigation Program along with roll out of the regulation:

43-33

- project eligibility and selection criteria,
- application process,
- annual timeline for project selection, and
- tracking and verification of funded projects.

Without further substantiation, the basis for the reductions associated with mitigation fee are inadequate and may overestimate NO_x reductions associated with Scenario 7 (Pay Mitigation Fee). As

¹⁸ 2016. Ramboll Environ US Corporation and M.J. Bradley & Associates, LLC. Zero Emission Bus Options: Analysis of 2015-2055 Cost and Emissions – New Transit Vehicle Technologies and Advanced Technology Implementation (OP33203093). September 29. Available at: <https://static1.squarespace.com/static/53a09c47e4b050b5ad5bf4f5/t/5a60f1fc53450a3d768e51b6/1516302846755/MTA+RAMBOLL+ENVIRON+REPORT+SEPTEMBER+29+2016.pdf>. Accessed: February 2021.

¹⁹ 2020. Giuliano G., Dessouky M., Dexter S., Fang J., Hu S., Stimetz S., O'Brien T., Miller M., and Fulton L. Developing Markets for Zero Emission Vehicles in Short Haul Goods Movement – A Research Report from the National Center for Sustainable Transportation. November. Available at: . Accessed: February 2021.

stated in the previous paragraph, AQMD plans to use the mitigation fees collected from warehouse operators to fund NZE/ZE trucks or ZE charging/fueling infrastructure. However, the cost-effectiveness value used of \$100,000 per ton of NO_x used to estimate the NO_x associated with Scenario 7 (Pay Mitigation Fee), is based on the "current criteria used for funding Class 8 NZE trucks". Since ZE trucks have a higher purchase price than NZE trucks, this cost effectiveness value is likely underestimated. Further, AQMD uses a cost effectiveness value of \$247,600,000 per ton of diesel particulate matter (DPM) to estimate the reductions in DPM associated with Scenario 7 in their calculation spreadsheet pr-2305-draft-scenario-calculations.xlsm. The basis for this assumption is not stated in the spreadsheet or the Preliminary Draft Staff Report. Without further substantiation, this assumption is arbitrary.

43-33
(cont'd)

CLOSING

We appreciate the consideration of our comments. Please feel free to call Eric Lu at (949) 798-3650 if you have any comments or questions.

43-34

Yours sincerely,


Eric C. Lu, MS, PE
Principal
D 949-798-3650
ELu@ramboll.com


Joseph Hower
Principal
D 213-943-6319
JHower@ramboll.com


Varalakshmi Jayaram
Senior Managing Consultant
D 949-798-3689
VJayaram@ramboll.com

EL:eg

cc: Timothy Jemal, CEO, NAIOP SoCal
Robert Evans, Executive Director, NAIOP Inland Empire
Ian MacMillan, Planning & Rules Manager, AQMD
William A. Burke, AQMD Governing Board Chair
Ben Benoit, AQMD Governing Board Vice Chair
Sheila Kuehl, AQMD Governing Board Member
Lisa A. Bartlett, AQMD Governing Board Member
Joe Buscaino, AQMD Governing Board Member
Michael A. Cacciotti, AQMD Governing Board Member
Vanessa Delgado, AQMD Governing Board Member
Gideon Kracov, AQMD Governing Board Member
Larry McCallon, AQMD Governing Board Member
V. Manuel Perez, AQMD Governing Board Member
Rex Richardson, AQMD Governing Board Member
Carlos Rodriguez, AQMD Governing Board Member
Janice Rutherford, AQMD Governing Board Member

Holland & Knight

50 California Street, Suite 2800 | San Francisco, CA 94111 | T | F 415.743.6910
Holland & Knight LLP | www.hklaw.com

Marne S. Sussman
+1 415-743-6987
Marne.Sussman@hklaw.com

March 2, 2021

Via E-mail (rbañuelos@aqmd.gov; vjuan@aqmd.gov)

Ryan Bañuelos
Planning/CEQA
South Coast Air Quality Management District
21865 Copley Drive
Diamond Bar, CA 91765

Victor Juan
Planning, Rule Development and Area Sources
South Coast Air Quality Management District
21865 Copley Drive
Diamond Bar, CA 91765

Re: Comments for Proposed Rule 2305 – Warehouse Indirect Source Rule - Warehouse Actions and Investments to Reduce Emissions (WAIRE) Program; and Proposed Rule 316 – Fees for Regulation XXIII

Dear Mr. Bañuelos and Mr. Juan:

Our client, the California Trucking Association (“CTA”), appreciates the opportunity to submit comments on the South Coast Air Quality Management District’s (“SCAQMD” or “District”) Preliminary Draft Staff Report (“PDSR”) and Draft Environmental Assessment (“Draft EA”) for the Proposed Rule 2305 – Warehouse Indirect Source Rule – Warehouse Actions and Investments to Reduce Emissions (WAIRE) Program; and Proposed Rule 316 – Fees For Regulation XXIII (collectively, the “Proposed Rules”).

44-1

Many members of the CTA will be directly regulated by the Proposed Rules and many others will be compelled to assist the covered warehouses in achieving compliance with the Proposed Rules. This will require substantial capital investment by CTA members and will have far reaching environmental and economic effects. The Proposed Rules as drafted are preempted by federal law and extend beyond the authority granted to the District by the State. For this reason, the District must revise the Proposed Rules before continuing with its rulemaking process.

I. Statement of Interest.

“Truck driver” is one of the most common jobs in California. There are approximately 550,000 commercial vehicles registered in California and an additional 1.5 million commercial vehicles registered in other states to operate in California. Most of these vehicles are owned by small businesses: 50% of all trucks are owned by fleets of 3 or fewer trucks and 80% of all trucks are owned by fleets with fewer than 50 trucks.

44-2

The CTA is the largest state trade association representing trucking in the United States. Its 1,800 members include both large and small fleets with an average fleet size of 20 trucks. CTA members are actively participating in the development, piloting, and demonstration of alternative fuel and electric-drive capable vehicles. In fact, some member fleets have been working to bring electric-drive vehicles to market for nearly ten years. The CTA continues to support a coordinated and measured transition to alternative fuel and electric-drive capable vehicles.

44-2
(cont'd)

II. The District Does Not Have Authority to Adopt an Indirect Source Rule that Applies to Existing Warehouses.

Prior to the adoption of any regulation, the District must determine under Health and Safety Code section 40727 that it has the authority to adopt the regulation under state and federal law. Health and Safety Code (“HSC”) § 40727(a). The District cannot make such findings regarding the Proposed Rules. The District, as a creation of the Legislature, only possesses the authority specifically granted to it by state law. *PaintCare v. Mortensen* (2015) 233 Cal.App.4th 1292, 1305 (“An administrative agency ‘has only as much rulemaking power as is invested in it by statute’”); *Friends of the Kings River v. County of Fresno* (2014) 232 Cal.App.4th 105, 117 (similar). The District is an administrative agency which has no inherent “police power” nor any other “authority” beyond that explicitly conferred on the District by statute. *Candid Enterprises v. Grossmont Union High School Dist.* (1985) 39 Cal.3d 878, 885. “An air pollution control district, as a special district, has only such powers as are given to it by statute and it is an entity, the powers and functions of which are derived entirely from the Legislature.” 74 Cal. Atty. Gen. Op. 196 (1991) (citing *People ex rel. City of Downey v. Downey County Water Dist.* (1962) 202 Cal.App.2d 786, 795). “The powers of public [agencies] are derived from the statutes which create them and define their functions.” *Imperial Irr. Dist. v. State Water Resources Control Bd.* (1990) 225 Cal.App.3d 548, 567; see also *Carmel Valley Fire Prot. Dist. v. State of California* (2001) 25 Cal.4th 287, 299-300. “No matter how altruistic its motives, an administrative agency has no discretion to promulgate a regulation that is inconsistent with the governing statutes.” *Terhune v. Superior Court* (1998) 65 Cal.App.4th 864, 874. That an agency has been granted some authority to act within a given area does not mean that it enjoys plenary authority to act in that area. *Railway Labor Exec. Ass'n v. National Mediation Bd.* (D.C. Cir. 1994) 29 F.3d 655, 670 (en banc).

44-3

The District has identified no law that expressly grants it authority to adopt an indirect source rule (“ISR”) that regulates existing sources. Federal law allows, but does not require, states to adopt an “indirect source review program” as part of the state implementation plan. 42 U.S.C. § 7410(a)(5)(A)(i). However, an “indirect source program” is defined by statute to mean “the facility-by-facility review of indirect sources of air pollution, including such measures as are necessary to assure . . . that a *new or modified* indirect source will not attract mobile sources of pollution” that would cause or contribute to an exceedance of or prevent the maintenance of a National Ambient Air Quality Standard (“NAAQS”). *Id.* at § 7410(a)(5)(D) (emphasis added). The EPA expressly understood this to apply to the evaluation of indirect sources “effects on air

quality **prior to** their construction and modification.” 38 Fed. Reg. 9599 (1973) (emphasis added).¹ Nowhere does federal law grant states the authority to develop an indirect source program that applies to **existing** sources.

44-3
(cont'd)

The authority granted to Air Districts to promulgate indirect source rules under the California Clean Air Act is similar. Section 40716 of the Health and Safety Code provides that a district “may adopt and implement regulations” that **both** “[r]educe or mitigate emissions from indirect and areawide sources of air pollution” and “[e]ncourage or require the use of measures which reduce the number or length of vehicle trips.” The District does not substantiate its claim that the Proposed Rules will reduce the number or length of trips. But even if it did, the District’s authority is further proscribed. First, the statute specific to the District grants limited authority for the District to create an indirect source rule. It explains that the District shall provide for indirect source controls for “any **new** source that will have a significant effect on air quality in the South Coast Air Basin.” HSC § 40440(b)(3) (emphasis added).² “In the grants [of powers] and the regulation of the mode of exercise, there is an implied negative; an implication that no other than the expressly granted power passes by the grant; that it is to be expressed only in the prescribed mode....” *Wildlife Alive v. Chickering* (1976) 18 Cal.3d 190, 196. The express statutory authority of the District is thus to implement indirect source controls for **new** sources only, not existing, unmodified sources. “Any reasonable doubt concerning the existence of the power is to be resolved against the agency.” *California Chamber of Commerce v. State Air Resources Board* (2017) 10 Cal.App.5th 604, 620. Second, the statute requires all air districts to adopt “indirect source control programs.” *Id.* at § 40918. This term is not defined in California law, but is identical to the term used under the federal Clean Air Act in which indirect source control programs are limited to **new or modified** indirect sources. 42 U.S.C. § 7410(a)(5)(D). Thus, the Legislature did not grant the District authority to require existing, unmodified sources to comply with an indirect source control program.³

¹ “It should be emphasized that the primary purpose of the review procedures is to insure that **proposed projects** are designed and located in a manner consistent with air quality requirements.” *Id.* (emphasis added).

² The District has also not demonstrated that “there are high-level, localized concentrations of pollutants” in the vicinity of covered warehouses. *See* HSC 40440(b)(3). The PDSR relies on an association between CalEnviroScreen rankings and warehouses. PDSR at 16-17. CalEnviroScreen uses a suite of 19 indicators to characterize pollution burden (12 indicators) and population characteristics (7 indicators). Each indicator is assigned a score for each census tract in the state based on the most up-to-date suitable data. Scores are weighted and added together within the two groups to derive a pollution burden score and a population characteristics score. Those scores are multiplied to give the final CalEnviroScreen score. These indicators are not limited to air quality, let alone to NO_x which is a basin-wide contaminant (not one of “localized concentrations”). Instead, the indicators include drinking water contaminants, pesticide use, toxic releases from facilities, lead risk from housing, clean-up sites, ground water threats, and numerous other factors wholly unrelated to “high-level, localized concentrations of pollutants.” *See* Office of Environmental Health Hazard Assessment, Indicators Overview, available at <https://oehha.ca.gov/calenviroscreen/indicators>.

³ It also appears no court has upheld such a program. *See National Association of Home Builders v. San Joaquin Valley Unified Air Pollution Control District* (2010) 627 F.3d 730 (upheld ISR program applied only to qualifying

The only support that the District references for its novel interpretation of its authority to adopt an existing source ISR is an Attorney General Opinion from 1993. Atty. Gen. Opinion 92-519 (1993). While opinions of the Attorney General are entitled to great weight, they are not binding law and may be “simply wrong.” *Building Industry Assn. v. City of Livermore* (1996) 45 Cal.App.4th 719, 730. In addition, the Attorney General cannot expand the authority granted to an entity created by state law via an advisory opinion. As explained above, the District’s authority only extends to the powers which it was expressly granted by the Legislature. *See PaintCare*, 233 Cal.App.4th at 1405; *Valero Refining Company-California v. Bay Area Air Quality Management District* (2020) 49 Cal.App.5th 618, 640 (same). Even if the Opinion were controlling law, it does not support the District’s claims of authority to adopt an ISR. The District apparently contends that because the Attorney General concluded that air districts may impose “reasonable post-construction measures,” the District’s authority to adopt ISRs extends to all indirect sources, even if they are long-standing and unmodified. However, nowhere in the Opinion does the Attorney General state that “reasonable post-construction measures” may be required for indirect sources that are neither new nor modified. The District’s strained interpretation is inconsistent not only with the law at the time the Opinion was issued, but also with the District’s own contemporaneous Air Quality Management Plan (“AQMP”).

44-3
(cont'd)

Both the California Clean Air Act and the AQMP anticipated the implementation of control measures that could only come into effect after an indirect source was constructed. In 1993, at the time of the Opinion, Section 40716 allowed the districts to implement post-construction measures such as “encourag[ing] or requir[ing] ridesharing, vanpooling, flexible work hours, or other measures to reduce the number or length of vehicle trips.” HSC § 40716 (1993). For traditional indirect sources such as shopping centers or stadiums, these measures could only be implemented post-construction. In its 1989 AQMP, the District itself included numerous similar measures it characterized as indirect source controls that would be implemented post-construction, including:

- (1) Alternative work weeks and flextime, *id.* app. IV-G at 47-52;
- (2) Telecommunications, *id.* at 53-62;
- (3) Employer rideshare and transit incentives, *id.* at 65-70;
- (4) Vanpool purchase incentives, *id.* at 77-82; and
- (5) Merchant transportation incentives, *id.* at 83-88.

In the context of the law at the time and the District’s own contemporaneous understanding, it is clear the Opinion was referring to these types of measures as “reasonable post-construction

new or modified development); *California Building Industry Association v. San Joaquin Valley Unified Air Pollution Control District* (2009) 178 Cal.App.4th 120 (same).

measures,” not establishing a carte blanche authority for the District to impose an ISR program on existing, unmodified sources. Thus, while the District may impose reasonable post-construction measures on new or modified indirect sources, the District has identified no law granting it authority to extend these measures to indirect sources that are neither new nor modified.

44-3
(cont'd)

III. The Proposed Rules Are Preempted by Federal Law.

Under the U.S. Constitution’s Supremacy Clause, “Congress has the authority, when acting pursuant to its enumerated powers, to preempt state and local law.” *Oxygenated Fuels Association, Inc. v. Davis* (9th Cir. 2003) 331 F.3d 665, 667. “Congressional intent to preempt state law must be clear and manifest” (*Williamson v. General Dynamics Corp.* (9th Cir. 2000) 208 F.3d 1144, 1150), but congressional purpose is the “ultimate touchstone” of preemption analysis. *Cippollone v. Liggett Group, Inc.* (1992) 505 U.S. 504, 516. In this case, Congress has been clear in reserving to the federal government the ability to regulate purchase mandates under the Clean Air Act, the Federal Aviation and Administration Authorization Act (“FAAAA”), and the Energy Policy and Conservation Act (“EPCA”).

44-4

A. The Proposed Rules Are Preempted as Purchase Mandates Under the Clean Air Act.

The District may not adopt a purchase mandate under the guise of an ISR rule. Federal law preempts the adoption of such standards. While the District claims that the Proposed Rules provide sufficient flexibility to avoid a preempted mandate, the cost differential associated with the compliance pathways constitute an offer which cannot, in practical effect, be refused.

1. Rules Establishing Purchase Mandates Are Preempted.

Section 209(a) of the Clean Air Act (“CAA”) states:

“No State or any political subdivision thereof shall adopt or attempt to enforce any standard relating to the control of emissions from new motor vehicles or new motor vehicle engines subject to this part. No State shall require certification, inspection, or any other approval relating to the control of emissions ... as condition precedent to the initial retail sale, titling (if any), or registration of such motor vehicle, motor vehicle engine, or equipment.” 42 U.S.C. § 7543(a).

This prohibition is interpreted broadly. As the Supreme Court explained, because “[t]he manufacturer’s right to sell federally approved vehicles is meaningless in the absence of a purchaser’s right to buy them,” the term “standard” is not limited to regulations on manufacturers. *Engine Manufacturers Assn v. South Coast Air Quality Management Dist.* (2004) 541 U.S. 246, 252, 255 (“EMA”). To that end, the Supreme Court found that, “A command, accompanied by sanctions, that certain purchasers may buy only vehicles with particular

emission characteristics is as much an ‘attempt to enforce’ a ‘standard’ as a command, accompanied by sanctions, that a certain percentage of a manufacturer’s sales volume must consist of such vehicles.” *Id.* at 255.

44-4
(cont'd)

The EPA has agreed and further explained that even if a standard is not a direct mandate, it may still be preempted under the CAA. Specifically in the context of ISR regulations, the EPA identified two ways that an ISR rule that on its face is authorized under CAA section 110(a)(5) could nonetheless be preempted. 76 Fed. Reg. 26609, 26611 (May 9, 2011). First, the ISR rule could be preempted if the rule in practice acts to compel either the manufacturer or user of a vehicle to change the emission control design of the engine or vehicle, or second, an ISR rule could be preempted if it creates incentives so onerous as to be in effect a purchase mandate. *Id.*

This was the exact question placed before the U.S. District Court of New York in 2009 in *Metropolitan Taxicab Bd. of Trade v. City of New York* (2009) 633 F. Supp. 2d 83 (“*MTB*”). The City of New York (“City”) adopted new regulations for taxis that were designed to encourage the transition to cleaner vehicles. Specifically, the City adopted a rule, the Lease Cap Rule, increasing the maximum allowable lease rate for hybrid vehicles while decreasing the maximum allowable lease rate for conventional vehicles. While the new maximum did not eliminate the profit margin for the leasing of conventional taxis, it rendered these conventional fleets substantially less profitable than hybrid fleets. *Id.* at 85. The Court first considered whether the Lease Cap Rule effected a purchase mandate, finding that “[t]he combined effect of the lease cap changes, and even the disincentive alone, constitutes an offer which can not, in practical effect, be refused.” *Id.* at 99. While the City argued that fleet operators could continue to utilize conventional taxis under the Lease Cap Rule, the Court found that the cost differential made it clear that “the Lease Cap Rules do not present viable options for Fleet Owners and instead operate as an effective mandate to switch to hybrid vehicles.” *Id.* at 100.⁴

2. The Intent of the Proposed Rules Is to Force the Acquisition of ZE/NZE Vehicles.

The District has made no secret of its dissatisfaction with the state-level progress on regulating emissions from mobile sources. In its comment letter on the Draft Mobile Source Strategy (“MSS”), the District called on CARB to “go even further” since CARB’s efforts to regulate

⁴ This is distinct from Rule 9510 considered by the Ninth Circuit in *National Assn. of Home Builders v. San Joaquin Valley Unified Air Pollution Control Dist.* (2010) 627 F.3d 730 (“*NAHB*”). In that case, the ISR rule considered emissions that were “site-based,” rather than “engine- or vehicle-based.” Stated differently, Rule 9510 evaluated emissions from the whole of the development, including the emissions from the construction equipment used during development and from the vehicles of the final users of the site. While NAHB challenged the rule as a preempted purchase mandate, the court found that Rule 9510 “escape[d] preemption” because it did “not measure emissions by fleets or groups of vehicles”—the construction equipment—but rather the facility as a whole *Id.* at 740. The same cannot be said of the Proposed Rules which are entirely based on the emissions from vehicles that visit the site and for which the practical compliance mechanisms are limited to acquisition.

mobile sources were insufficient to meet upcoming 2023 and 2031 federal deadlines for ozone reduction. PDSR at 52. The District has explained the problem that the emissions reductions modeled in the Draft MSS were insufficient to meet federal deadlines and that, even in the most aggressive modeling in the Draft MSS, in 2023 more than 95% of heavy-duty trucks will be no cleaner than 2010 engine standards assumed for all trucks in the baseline emissions inventory from the 2016 AQMP and that these trucks will continue to make up about 57% of the truck fleet in 2031. PDSR at 52. In commenting on the Advance Clean Truck (“ACT”) regulation, the District explained that the 15% ZEV sales requirement in 2030 “will be insufficient and must be increased to generate the needed NOx reductions.” SCAQMD Letter to CARB, Comment Letter on Proposed Advanced Clean Trucks Regulation (Dec. 6, 2019).

With the Proposed Rule, the District is attempting to step into CARB’s shoes and regulate mobile sources by proxy, an action for which it lacks authority. The PDSR explains that the ACT Rule and the Low NOx Omnibus regulations have left a gap in that their “lower emissions occur only *if* trucks are sold.” *Id.* (emphasis original). The Proposed Rules are designed to fill this gap by forcing acquisition of lower emission trucks. Similarly, the District explained that while the upcoming TRU regulation is expected to require lower PM standards, it “will not mandate that fleets purchase them, nor will it direct sales in certain parts of the state.” *Id.* The Proposed Rules are designed to correct this deficiency by creating a de facto purchase mandate in the South Coast Basin. The District explains that NOx reductions are necessary to meet federal air quality standards and “mobile sources associated with goods movement make up about 52% of all NOx emissions” in the South Coast Basin. PDSR at 14. The Proposed Rules are intended “to support statewide efforts to increase the number of ZE vehicles.” *Id.* The Proposed Rules “provide a mechanism to require warehouse operators to encourage ZE vehicle use at their facilities.” *Id.* at 15. “The proposed project is intended to accelerate the use of ZE trucks and yard trucks that visit the warehouses in the South Coast AQMD region” and “encourage and incentivize the purchase and use of NZE and ZE vehicles instead of conventional gasoline and diesel vehicles.” Draft EA at 4.1-1, C-46.⁵ The purpose of the Proposed Rules is thus clearly to force the acquisition and deployment of ZE trucks in the Basin.

3. Beyond the District’s Clear Intent to Force Purchase of ZE/NZE Vehicles, the Cost Differential Associated with the Compliance Pathways Forces Acquisition in Any Event.

While the District has ostensibly designed the Proposed Rules to provide multiple compliance pathways, the actual effect is uniform—ZE trucks must be acquired. The PDSR analyzed 18 compliance pathways as shown in Table 14. Scenarios 1, 2, 3, 6, 8, 12, 13, and 18 require the acquisition and usage of ZE vehicles by the warehouse itself. Scenarios 4, 5, 9, 10, and 14 require ZE trucks to visit the warehouses, requiring non-warehouse fleet owners to acquire such

⁵ “[T]he proposed project would result in a greater turnover of diesel trucks to NZE and ZE trucks than would have occurred without the proposed project....” Draft EA at C-48–49.

vehicles. But, for the 45% of warehouses that own and operate their own fleet, relying on the indirect acquisition by non-covered fleet owners is not an option. The only scenarios that do not force an acquisition of a ZE vehicle are Scenarios 7 (pay mitigation fee), 11 (rooftop solar and mitigation fee), 15 (filter system installations) and 16 (filter purchases).⁶ However, the costs of these non-acquisition pathways are far higher than acquisition.

44-4
(cont'd)

Type	Sc. #	Description	Annual Cost per Year per Sq. Ft.
Direct Acquisition	1	NZE Class 8 truck acquisitions and subsequent visits from those trucks	\$0.08
Direct Acquisition	2	NZE Class 8 truck acquisitions and subsequent visits from those trucks (early purchase)	\$0.11
Direct Acquisition	3	NZE Class 8 truck acquisitions (funded by Carl Moyer program) and subsequent visits from those trucks	\$0.05
Direct Acquisition	6	Level 3 charger installations followed by ZE Class 6 & Class 8 truck acquisitions and subsequent visits from those trucks, using installed chargers	\$0.14
Direct Acquisition	8	NZE Class 6 truck acquisitions and subsequent visits from those trucks	\$0.16
Direct Acquisition	12	Hydrogen station installations followed by ZE Class 8 truck acquisitions and subsequent visits from those trucks, using the hydrogen station	\$0.82
Direct Acquisition	13	ZE Class 2b-3 truck acquisitions and subsequent visits from those trucks	\$0.04
Direct Acquisition	18	ZE Hostler Acquisitions and Usage	\$0.12
Average Annual Cost per Year per Sq. Ft. for Direct Acquisition Compliance			\$0.19
Indirect Acquisition	4	NZE Class 8 truck visits from non-owned fleets	\$0.05
Indirect Acquisition	5	ZE Class 8 truck visits from non-owned fleets	\$0.74
Indirect Acquisition	9	NZE Class 6 truck visits from non-owned fleets	\$0.79
Indirect Acquisition	10	ZE Class 6 truck visits from non-owned fleets	\$0.04

⁶ Scenario 17 requires TRU plug installations and usage in cold storage facilities but is applicable only to cold storage warehouses.

Indirect Acquisition	14	ZE Class 2b-3 truck visits from non-owned fleets	\$0.48
Average Annual Cost per Year per Sq. Ft. for Indirect Acquisition Compliance			\$0.42
Non-Acquisition	7	Pay Mitigation Fee	\$0.78
Non-Acquisition	11	Rooftop solar panel installations and usage	\$1.14
Non-Acquisition	15	Filter System Installations	\$0.92
Non-Acquisition	16	Filter Purchases	\$0.92
Non-Acquisition	17	TRU plug installations and usage in cold storage facilities	\$0.50
Average Annual Cost per Year per Sq. Ft. for Non- Acquisition Compliance			\$0.85

44-4
(cont'd)

Scenario 7 (Mitigation Fee) averages approximately \$0.90 per square foot in 2025, with an average of \$0.78 per square foot per year. PDSR at 66, 74. The estimated compliance cost for Scenarios 15 and 16 (Filter System Installations and Filter Purchases) is even higher at approximately \$1.00 per square foot in 2025, with an average of \$0.92 per square foot per year. *Id.* at 70, 74. Solar begins in 2025 at \$2.50 per square foot and an average annual cost of \$1.14 per square foot per year. *Id.* By contrast, the estimated compliance costs for “acquisition” based scenarios are less than \$0.20 in 2025, with an annual average cost per square foot typically ranging from \$0.04 to \$0.16 per square foot per year. *Id.* at 66, 74. This cost differential is of the District’s own making, by assigning a certain number of WAIRE points to each compliance action the District has intentionally chosen to compel acquisition by pricing other compliance pathways out of the running.

While the District may argue that the Proposed Rules are not a purchase mandate because of the varying compliance pathways, the non-acquisition pathways at least triple the compliance costs of covered warehouses. District staff acknowledged at the February 16, 2021 public workshop that facilities will find the “most cost-effective means to comply.” Just as the fleet owners in *MTB*, warehouse operators are “profit oriented and business owners trying to maximize profits” and will always choose the option that the District makes the least costly. *MTB*, 633 F. Supp. 2d at 100. Looking at all the evidence, it is clear that the Proposed Rules do not “present viable options” for warehouses other than acquisition and “instead operate[] as an effective mandate to switch to [ZE] vehicles.” *Id.* For this reason, the Proposed Rules are preempted as a purchase mandate.

B. The Proposed Rules Are Preempted Under the FAAAA.

The FAAAA “preempts a wide range of state regulation of intrastate motor carriage.” *Californians for Safe & Competitive Dump Truck Transp. v. Mendonca* (9th Cir. 1998) 152 F.3d 1184, 1187. It specifically provides that, “a State ... may not enact or enforce a law, regulation, or other provision having the force and effect of law related to a price, route, or service of any motor carrier ... with respect to the transportation of property.” 49 U.S.C. § 14501(c)(1). The terms “rates, routes, and services” were “used by Congress in the public utility sense; that is, service refers to such things as the frequency and scheduling of transportation, and to the selection of markets to or from which transportation is provided.... Rates indicates price; routes refers to courses of travel.” *Air Transport Ass’n of Am. v. City & Cnty. of San Francisco* (9th Cir. 2001) 266 F.3d 1064, 1071. Congress enacted this preemption provision because it “believed that across-the-board deregulation was in the public interest as well as necessary to eliminate non-uniform state regulations of motor carriers which had caused significant inefficiencies, increased costs, reduction of competition, inhibition of innovation and technology, and curtailed the expansion of markets.” *Id.* at 1187 (quotations omitted).

The Supreme Court has observed that state laws may be preempted “even if a state law’s effect on rates, routes or services is only indirect.” *Rowe v. New Hampshire Motor Transport Ass’n* (2008) 552 U.S. 364, 370. The District has acknowledged that the Proposed Rules will increase the costs for warehouses in the District, many of whom are fleet owners. PDSR at 58 (“there will be financial impacts to industry to implement PR 2305, and it will also require many warehouse operators and cargo owners to change their business practices to implement actions required by PR 2305”), 45 (“Of the warehouses expected to be required to earn WAIRE Points ... about 45% may own a truck fleet”). The District also acknowledges that the Proposed Rules incentivize changes to routes and service. PDSR at 33 (“Because the WPCO is tied to a warehouse’s annual truck trips, if a facility can find ways to improve efficiency and reduce its number of truck trips, then its compliance obligation under PR 2305 will be lower.”). Because the Proposed Rules have a force and effect that is related to the price, route, and service of motor carriers, they are preempted under the FAAAA.

C. The Proposed Rules Are Preempted Under the EPCA.

The EPCA authorizes the National Highway Traffic Safety Administration (“NHTSA”) to create fuel-efficiency standards in order “to conserve energy supplies through energy conservation programs, and, where necessary, the regulation of certain energy uses” and “to provide for improved energy efficiency of motor vehicles.” 49 U.S.C. § 6201. “[W]hile the primary focus of the EPCA was to regulate the country’s consumption of energy resources, Congress intended that passage of the EPCA would not unnecessarily restrict purchase options.” *Ophir v. City of Boston* (2009) 647 F. Supp. 2d 86, 93. To that end, NHTSA may only establish a fuel economy standard after evaluating four factors: “technological feasibility, economic practicability, the effect of other motor vehicle standards of the Government on fuel economy, and the need of the United

44-5

44-6

States to conserve energy.” *Id.* § 32902(f). In order to promote a uniform application, the EPCA preempts the authority of the states or any political subdivision of a state from “adopt[ing] or enforc[ing] a law or regulation *related to* fuel economy standards or average fuel economy standards for automobiles covered by an average fuel economy standard under this chapter.” *Id.* at § 32919 (emphasis added). “Fuel economy” is defined as “the average number of miles traveled by an automobile for each gallon of gasoline (or equivalent amount of other fuel) used.” *Id.* at 32901(a)(11). The EPA Administrator is directed by EPCA to “include in the calculation of average fuel economy ... equivalent petroleum-based fuel economy values determined by the Secretary of Energy for various classes of electric vehicles,” (*id.* at 32904(a)(2)(B)), which the EPA calculates in terms of miles per gallon equivalent, or MPGe. *Id.*

44-6
(cont'd)

As described above, it is the District’s intent to drive the acquisition of ZE/NZE vehicles in the District’s jurisdiction. The City of Boston had a similar objective when it adopted a taxi regulation requiring the acquisition of hybrid vehicles. A federal district court found the regulation preempted by the EPCA, even though the rule was adopted to “modernize and improve the quality of appearance” of the taxi fleet, not for purposes of increased fuel economy. *Ophir*, 647 F. Supp. 2d at 89, 94. Here, the District is compelling the acquisition of a certain type of vehicle, ostensibly to reduce vehicle emissions, but with the effect of mandating lower fuel economy standards. As the Supreme Court explained in *EMA*, “if one State or political subdivision may enact such rules, then so may any other; and the end result would undo Congress’s carefully calibrated regulatory scheme.” 541 U.S. at 255.

IV. The Proposed Rules Are An Improper Regulatory Fee.

There are three general categories of fees or assessments that are distinguishable from special taxes and thus can be imposed without a two-thirds majority vote: special assessments based on the value of benefits conferred on property, development fees exacted in return for permits or government privileges, and regulatory fees imposed under the police power. *California Building Industry Association v. San Joaquin Valley Unified Air Pollution Control District* (2009) 178 Cal.App.4th 120, 130. ISR fees are regulatory fees in that they are not associated with the issuance of a permit or government privilege.⁷ *Id.* However, a regulatory fee may not exceed the amount required to carry out the purposes and provisions of the regulation and cannot be levied for unrelated revenue purposes. *Id.* at 131.

44-7

In the first instance, the District has identified no authority allowing it to impose an ISR fee on existing, unmodified sources. See Part II, *supra*. The District has also not established a reasonable relationship between the fee charged and the activity the District seeks to regulate.

⁷ In the alternative, the fees under the Proposed Rules are an improper tax under Proposition 13. Unlike the allowances at issue in *Cal. Chamber of Commerce v. State Air Resources Board* (2017) 10 Cal.App.5th 604, the WAIRE points have no economic value that can be traded, a fixed price unchanged by market forces, and—as state and federal regulations phase in—will become compulsory. Thus, they are a tax subject to the requirements of Proposition 13, which have not been met.

The District states that the amount of the fee was calculated based on the cost-per-point of various other compliance actions. PDSR at 33. However, as the District acknowledges, these costs vary across the actions. *Id.* The District does not explain its methodology for determining the \$1,000 per point cost. Additionally, the District’s proposed cost is based on the cost of compliance for individual entities, not on the cost of the offsets the *District* would need to fund to offset total emissions from truck trips to warehouses in the Basin to achieve the emission reductions goals of the program. The District has acknowledged that there are economies of scale associated with the compliance pathways, which the District is uniquely positioned to access as the administrator of the mitigation funds. The District is required by law to perform an analysis of administering the costs of its own program, i.e., funding the offsets necessary to reduce emissions, rather than analyzing the cost of compliance actions of individual entities.

44-7
(cont'd)

In addition, the court in *California Building Industry Association* upheld an ISR fee where the covered entities could choose whether or not to pay the fee based on their activities. However, in light of the increasing requirements for ZE/NZE vehicles discussed *infra* and the additionality requirement found in Proposed Rule 2305(d)(3), it is very likely that covered warehouses will have no option but to pay the fee at some point. As District staff acknowledged during the February 17, 2021 community meeting, Proposed Rule 2305 has no sunset and no off-ramp available for even fully electric warehouses. Yet these warehouses will continue to accumulate a compliance obligation based on the trucks that visit their locations regardless of the type of truck. Thus, no true choice between paying the fee and other compliance pathways exists in the Proposed Rules.

V. The Goals of the Proposed Rules Are Presently Infeasible.

As explained in Parts III.B and III.C, *supra*, the intent of the Proposed Rules is to accelerate the transition to ZE trucks. Yet, the District specifically acknowledges that it “cannot predict and has no feasible way to identify” suppliers of items necessary to accumulate WAIRE points and that the “investment or the quantity of items is speculative.” Draft EA at 532. CARB recently rejected a proposal to require a higher sales percentage of ZE vehicles under the ACT Rule “due to concerns about the feasibility of manufacturers to comply with even higher sales requirements especially for Class 2b-3 vehicles and tractors.” Advanced Clean Trucks Regulation, Final Statement of Reasons (January 2021) at 99 (“ACT FSOR”). As CARB explained just last month:

44-8

“At this time, both Class 2b-3 and Class 7-8 tractors have more focused concerns about payload, range, towing, charging/refueling infrastructure, and model availability than other vehicles. These issues will present more challenges in identifying suitable applications for their deployment in the early market. Increasing the number of ZEV sales further also increases the likelihood that manufacturers would need to produce more costly long-range vehicles, and that vehicles may need to be placed in applications where they may not be fully

suitable. Therefore, the Board determined that the approved regulation is the most feasible path to meet ZEV deployment goals at this time.” *Id.*

44-8
(cont'd)

The District has not explained how its mandate to increase the use of ZE vehicles—which is intended to be in excess of CARB’s requirement (*see* PDSR at 15)—is in fact feasible when CARB determined it is not.

Additionally, the District has not contended with whether it is feasible to impose these accelerated requirements for trucks that leave the District. Industrial Economics, Incorporated determined that only 34% of goods moved within the District stay in the District; the vast majority are bound for destinations outside of the District’s authority.⁸ Yet the District has offered no evidence of whether the infrastructure exists in other jurisdictions to support the endpoint of these trips. A rule that is infeasible is necessarily arbitrary and capricious and unsupported by substantial evidence.

VI. The District Cannot Make the Findings Required by Health and Safety Code Section 40727.

Prior to the adoption of any new regulation, the District must make findings regarding “necessity, authority, clarity, consistency, nonduplication, and reference.” HSC § 40727. The District’s findings must be based on substantial evidence that is “reasonable, credible, and of solid value” (*Plastic Pipe and Fittings Ass’n v. Cal. Bldg. Standards Comm.* (2004) 124 Cal.App.4th 1390, 1407), and that bears a “rational connection” to the District’s ultimate determination (*Am. Coatings Ass’n v. South Coast Air Quality Dist.* (2012) 54 Cal.4th 446, 460). The District cannot make the necessary findings for the Proposed Rules.

44-9

“Authority” is defined to mean a provision of law or of state or federal regulation that permits or requires the regional agency to adopt the regulation. *Id.* As discussed in Part II, *supra*, the District has no authority to adopt a regulation imposing an ISR on existing, unmodified sources and, as discussed in Part III, *infra*, the Proposed Rules are preempted by federal law. The District cites to Health and Safety Code sections 39002, 39650 to 39669, 40000, 40001, 40440, 40441, 40522.5, 40701, 40702, 40716, 47017 to 40728, 40910, 40920.5, 41508, 41511, and 41700 for authority for the Proposed Rules. PDSR at 83. None of these provide authority for either an ISR for existing, unmodified sources or for a program effecting a purchase mandate of vehicle sources.

“Necessity” means that a need exists for the regulation as demonstrated by the record. HSC § 40727(b). The District has failed to demonstrate that there is a need for the Proposed Rules.

⁸ Industrial Economics, Inc., Assessment of Warehouse Relocations Associated with the South Coast Air Quality Management District Warehouse Indirect Source Rule (Dec. 23, 2020), available at [http://www.aqmd.gov/docs/default-source/planning/fbmsm-docs/iec_pr-2305-warehouse-relocation-report-\(12-23-20\).pdf?sfvrsn=8](http://www.aqmd.gov/docs/default-source/planning/fbmsm-docs/iec_pr-2305-warehouse-relocation-report-(12-23-20).pdf?sfvrsn=8).

The District explains that the District will not meet federal standards for ozone and fine particulate matter, that NO_x is the primary pollutant needed to meet federal air quality standards, and that mobile sources associated with goods movement make up about 52% of all NO_x emissions in the Basin. PDSR at 13-14. But the District does not bridge the analytical gap between the projected NO_x emissions and the federal standards for ozone. For example, the District projects in Table 3 of the PDSR that NO_x emissions per day will decrease from 42.72 tons to 26.86 tons (PDSR at 13), but does not explain or quantify how these reductions will achieve federal ozone standards, the actual cited need. Further, the District does not explain what NO_x emissions are attributable to the specific entities it seeks to regulate. The Proposed Rules apply to the owners and operators of warehouses in the District's jurisdiction. Proposed Rule 2305(b). But the District has not demonstrated that the warehouses are a significant indirect source. While the District states that 52% of all NO_x emissions in the Basin are attributable to the movement of goods, this figure includes locomotives, cargo handling equipment, ocean going vessels and commercial harbor craft.⁹ Trucks themselves are responsible for only 58% of the 52% of NO_x emissions, or less than a third of the need originally cited by the District. In its later modeling, the District claims that NO_x emissions from trucks that visit warehouses account for less than 20% of the District's carrying capacity even before the Proposed Rules. PDSR at 52. The District's necessity finding is further undercut by its own scenario analysis which demonstrate that despite the enormous implementation costs, it is possible that the Proposed Rules will result in no reduced emissions of NO_x and PM at all. PDSR at 63-64.

The District has also claimed that the Proposed Rules are necessary because, while CARB's Draft MSS calls for a 100% ZE truck fleet by 2045, a 100% ZE drayage truck fleet (trucks that visit ports and railyards) by 2035, and 100% ZE off-road equipment operations by 2035, CARB's policy does not include any enforceable mechanism to achieve these targets. PDSR at 10. To reach this conclusion, the District ignores the effects of the ACT Rule requiring greater sales of ZE/NZE trucks and ignores CARB's further efforts to adopt the Advanced Clean Fleets ("ACF") rule, which CARB anticipates will be implemented from 2024 to 2045.¹⁰ During its public workshops, the District further discounted these regulations by emphasizing that the Proposed Rules will begin achieving emissions reductions beginning in 2023, where the ACT Rule and proposed ACF rule will not reach full implementation until 2035 and 2045 respectively. But the annual variable associated with the Proposed Rules indicates that they will not reach full implementation until after CARB's programs go into effect. The District thus has not demonstrated that it is necessary for it to usurp CARB's authority in this area.

Under section 40727, the District must also find that the regulation "is written or displayed so that its meaning can be easily understood by the persons directly affected by it," a required

⁹ PDSR at 14, citing Southern California Association of Governments, Transportation System Goods Movement Technical Report (Sept. 2020) at 58, available at https://scag.ca.gov/sites/main/files/file-attachments/0903fconnectsocal_goods-movement.pdf?1606001690.

¹⁰ CARB, Zero-Emission Fleet Rule Workshop, Advanced Clean Truck Fleets (Feb. 12, 2020), available at https://ww2.arb.ca.gov/sites/default/files/2020-02/200212presentation_ADA_1.pdf.

“clarity” finding. The District cannot make such a finding for the Proposed Rules because the means to comply with the Proposed Rules are based on a landscape of shifting sand. Specifically, each warehouse operator can only earn points toward their compliance obligation by taking actions beyond the requirements of U.S. EPA, CARB, and the District’s other regulations. Proposed Rule 2305(d)(3). But as described above, these regulations are becoming increasingly stringent and new rules are being evaluated continuously. Covered warehouses are therefore unable to evaluate how the Proposed Rules will specifically affect them or the level of compliance actions that may be necessary. This materially effects the ability of covered warehouses to operate and makes the District unable to make the required finding of clarity.

44-9
(cont'd)

VII. The Environmental Assessment Fails as an Informational Document.

The basic purpose of an EIR is to “provide public agencies and the public in general with detailed information about the effect [that] a proposed project is likely to have on the environment; to list ways in which the significant effects of such a project might be minimized; and to indicate alternatives to such a project.” *Sierra Club v. County of Fresno* (2018) 6 Cal.5th 502, 511 (quoting Pub. Res. Code § 21061) (“*Friant Ranch*”). “If CEQA is scrupulously followed, the public will know the basis on which its responsible officials either approve or reject environmentally significant action, and the public, being duly informed, can respond accordingly to action with which it disagrees.” *Laurel Heights Improvement Assn. v. Regents of University of California* (1988) 47 Cal.3d 376, 392 (“*Laurel Heights*”). For environmental review to be successful, it must not only provide a comprehensive disclosure but also connect the analytical dots in order to explain to the decisionmakers and the public the effects of the agency’s decision.

44-10

While the District has significantly improved the discussion of the environmental impacts of the Proposed Rules from the Initial Study, the Draft EA still fails to provide a full picture of the reasonably foreseeable effects of the Proposed Rules.

A. The District Improperly Relies on Analysis from an Earlier Project.

The District has abandoned its attempt to fully divorce the Proposed Rules from their indirect effects and now provides a cursory discussion of the Proposed Rules’ hazards and hazardous materials, aesthetic, mineral, biological, air quality, greenhouse gases, biological resources, land use, and agricultural resources impacts. However, the analysis remains legally insufficient. The District’s analysis is largely limited to incorporating CARB’s analysis of the impacts associated with the ACT Rule in order to describe and assess the effects of the Proposed Rules. This is improper and misleading. The District has repeatedly explained that the Proposed Rules are designed to be in surplus of state and federal regulations, meaning that the effects of the Proposed Rules are also necessarily in surplus of the effects described in the ACT Rule Environmental Assessment.

44-11

To illustrate, the District acknowledges that the Proposed Rules will drive an increase in specialized hazardous waste, including various types of batteries and fuel cells as well as prematurely retired vehicles. The District relies on CARB’s description and assessment of the ACT Rule’s effects on the creation and management of hazards, but the District never explains how the specific effects of the Proposed Rule—e.g., how much more demand for recycling or solid waste disposal the Proposed Rules generate vis a vis the ACT Rule. Because the District will be driving additional fleet turnover and additional ZE/NZE deployment, the effects of the Proposed Rules are necessarily in excess of what CARB analyzed in its own assessment. The District has failed to meaningfully inform the public and the Board of the reasonably foreseeable effects of the covered warehouses’ compliance actions. These incremental effects are likely substantial. While CARB predicts total deployment of 100,000 ZE vehicles under the ACT Rule by 2032 (ACT Environmental Assessment at IX-6), the District’s bounding analysis indicates the Proposed Rules could add an additional 28,000 ZE trucks by 2031, a 28% increase. The District’s repeated reliance on CARB’s assessment thus fails to disclose the effects of the District’s action in adopting the Proposed Rules.

44-11
(cont'd)

A lead agency may reuse an EIR prepared for an earlier project for another separate project if the “circumstances of the projects are essentially the same.” CEQA Guidelines § 15153(a). An EIR from an earlier project “shall not be used” for a later project if any of the conditions for supplementation have been met. In *Save Berkeley’s Neighborhoods v. Regents of University of California* (2020) 51 Cal.App.5th 226, the court found that the university could not rely on a previously prepared EIR that analyzed an increase in enrollment when the proposed project would further increase student enrollment. The same principles apply to the District. The District cannot crib from CARB’s own analysis when the District intends its Proposed Rules to increase turnover and deployment beyond what CARB contemplated, particularly not when the District can reasonably foresee a 28% increase in deployment *in a single air district* beyond what CARB anticipated for the *entire state*.

44-12

This error is not unique to the hazards analysis, although the comparison is particularly apt. The same problem permeates the District’s analysis of other impact areas, including but not limited to, aesthetic, mineral, biological, air quality, greenhouse gases, biological resources, land use, and agricultural resources impacts. While the District argues that these impacts are speculative and subject to the permitting decisions of other agencies, the District has demonstrated it is capable of performing a bounding analysis to determine the maximum potential impacts associated with air emissions and electricity demand and could certainly use this scenario to forecast potential impacts across other impact areas.

1. Increased Grid Capacity.

The District has modeled 18 compliance scenarios to provide a “bracketing” of the fiscal impact associated with the Proposed Rules and should provide the same level of information for the environmental impacts. While the District now quantifies a high-electrification scenario, it does

44-13

not disclose what this means to the public or the environment. To meet the state’s ambitious climate goals, nearly all of this new demand would be met by wind, solar and battery storage.¹¹ This would require the construction of 109,834 megawatts (“MW”) of new solar capacity (a nearly 900 percent increase from current levels), 14,585 MW of new wind capacity (more than a 200 percent increase from current levels), and 73,933 MW of new available grid battery storage (a 15,560 percent increase from the current 478 MW).¹² The District can and should evaluate and disclose to the public the approximate amount of acreage required to generate the necessary electricity from wind and solar and should quantify the amount of emissions that would result from the use of natural gas power plants.

44-13
(cont'd)

2. Increased Need for Lithium Extraction.

The District could use its most battery-intense scenario along with projections of useful life to determine the demand for lithium and other necessary minerals and inform the public and decisionmakers of the potential real world impacts of the Proposed Rules, including the percentage increase over existing extraction to accommodate these Rules and other similar reasonably foreseeable electrification efforts.

44-14

3. Increased Disposal Facilities.

Using the same bounding scenario, the District could project the amount and type of waste the Proposed Rules would induce through accelerated transition. While the District indicates that conventional trucks replaced by ZE/NZE vehicles before the end of their useful life will likely replace older, dirtier trucks, the District must still contend with the disposal of these trucks. Additionally, the District’s reliance on still-in-development battery recycling technology is speculative and lacks the support of substantial evidence. In order to succeed as an informational document, the District must provide an assessment of the foreseeable impacts, including increased demand for disposal facilities. This is not outside of the realm of reason. The District has demonstrated it is capable of preparing a bounding analysis and can use this, along with reasonable assumptions regarding useful life, to determine the rate of waste generation attributable to the Proposed Rules. This can and must be prepared and compared against existing disposal capacity in light of other reasonably foreseeable projects to inform the public of the potential scale of development necessary to accommodate the Proposed Rules.

44-15

¹¹ Ming et al., Long-Run Resource Adequacy under Deep Decarbonization Pathways for California, June 2019 https://www.ethree.com/wp-content/uploads/2019/06/E3_Long_Run_Resource_Adequacy_CA_Deep-Decarbonization_Final.pdf.

¹² Ming et al., Long-Run Resource Adequacy under Deep Decarbonization Pathways for California, June 2019 https://www.ethree.com/wp-content/uploads/2019/06/E3_Long_Run_Resource_Adequacy_CA_Deep-Decarbonization_Final.pdf.

B. The District's Analysis of Air Quality Effects Relies on Outdated Modeling and Inconsistent Assumptions.

44-16

The District relies on a version of CARB's Emission Factor ("EMFAC") from 2017 to characterize emissions and reductions. While CARB applies some post-hoc modifications to approximate the effect of CARB's more recent regulations including the ACT Rule and Low NOx Omnibus, these are merely approximations. CARB has recently released EMFAC2021 which reflects CARB's own best estimates of the effect of these regulations on emissions. The District should re-characterize its analysis based on EMFAC2021 before taking action on the Proposed Rules. At the very least, the District should verify its modifications against the latest EMFAC modeling. Not doing so means that the District's analysis supporting adoption of the Proposed Rules is not based on the most up-to-date information and thus lacks substantial evidence. Similarly, the District relies on a version of the Southern California Association of Government's ("SCAG") Regional Transportation Plan/Sustainable Community Strategy ("RTP/SCS") that is a half-decade out of date. SCAG adopted its latest RTP/SCS in September 2020 which incorporates updated trip modeling. This information was plainly available the District long before it released its draft EA and thus there is no excuse for the District not to include the updated trip modeling information in the EA. The EA thus must be updated to reflect the most recent trip lengths analysis. *See Citizens to Preserve the Ojai v. County of Ventura* (1985) 176 Cal.App.3d 421, 430; *Cleveland National Forest Foundation v. San Diego Assn. of Governments* (2017) 17 Cal.App.5th 413, 444-45 (court invalidated an EIR's analysis of farmland impacts because the agency relied on "a methodology with known data gaps, [which] produced unreliable estimates ... of the [project's] impacts").

The assessment of the Proposed Rules' air quality effects also rely on faulty assumptions. First, the scenario analyses do not account for increasingly strict state-level requirements that could reduce the emission reductions achieved by the Proposed Rules. These new requirements include the ACT Rule, the Low NOx Omnibus regulation, the ACF regulation, and the Ports Clean Air Action Plan. While these regulations are at least partially incorporated into an assessment of baseline emissions through the post-hoc modifications discussed above, the District does not carry these forward through its scenario analysis. This means that the range of emission reductions stated in the PDSR do not represent realistic assumptions of potential emission reductions from the Proposed Rules. Because all WAIRE points must constitute reductions that are additional to those generated by other federal and state laws, the District over counts potential reductions as attributable to the Proposed Rules, when they will actually be attributable to the enhanced state requirements and thus not eligible for WAIRE points. In this way, the District overstates the emission reductions the Proposed Rules will achieve. Second, the scenario analyses compares apples and oranges. The District claims as benefits of the Proposed Rules decreases in emissions associated from decreased demand for utility-based electricity as a result of the installation of on-site solar. But the District neglects to perform a similar analysis regarding the increased emissions from increased demand for utility-based electricity as a result of ZE vehicle deployment and charger installations. The District cannot adequately inform the

44-17

public by quantifying only the benefits and none of the costs. The District must quantify and disclose both halves of the equation, including whether compelling ZE deployment actually results in the scale of emissions reductions the District has predicted.

44-17
(cont'd)

C. The District Fails to Adequately Explain the Proposed Rules' Effects on the Environment.

It is not enough for an agency to declare that there is an environmental effect; “there must be a disclosure of the analytic route the ... agency traveled from evidence to action.” *Laurel Heights*, 47 Cal.3d at 403 (quotations and citations omitted); *Cleveland National Forest Foundation v. San Diego Assn. of Governments* (2017) 3 Cal.5th 497, 514-15 (“an EIR’s designation of a particular adverse environmental effect as ‘significant’ does not excuse the EIR’s failure to reasonably describe the nature and magnitude of the adverse effect”); *Berkeley Keep Jets Over the Bay Com. v. Board of Port Commissioners* (2001) 91 Cal.App.4th 1344, 1371 (“The EIR’s approach of simply labeling the effect ‘significant’ without accompanying analysis of the project’s impact on the health of the Airport’s employees and nearby residents is inadequate to meet the environmental assessment requirements of CEQA.”). Unfortunately, the District has obfuscated the real impacts of the Proposed Rules and failed to provide a meaningful analysis of the effects.

44-18

For example, the District declares that “impacts associated with the need for new or substantially altered power utility systems, new and expanded infrastructure, and effects on peak and base period demands to accommodate the increase in demand from electric vehicles and refueling infrastructure by compliance year 2031” are conservatively considered a significant environmental effect of the proposed project, but it fails to provide a meaningful analysis of this effect. Like the agency in *Friant Ranch*, the District has analyzed the issue and disclosed the general effects, but it “did not connect the raw” energy numbers and their effects to specific adverse effects on the built environment. 6 Cal.5th at 518. After reading the EA, “the public would have no idea of the ... consequences that result from” dramatically increasing electricity demand. *Id.* at 519.

And the increase will be dramatic. The Draft EA discloses the electricity demands created by various compliance options, including Scenario 6 which would result in an additional 847 gigawatt hours per year of electricity demand. But the District never explains to the reader what this means for the electricity grid. The District predicts up to 28,569 new ZE/NZE trucks in 2031 as a result of the Proposed Rules (Draft EA at 4.1-24) and states that the California Energy Commission (“CEC”) assumed that 100,000 ZE trucks will be deployed by 2031 (Draft EA at 4.2-17), but fails to bridge the analytical divide and further fails to contextualize this increase. A cursory review of the ACT Rule Environmental Assessment indicates that CARB already anticipates driving the deployment of the full 100,000 ZE capacity assumed by the CEC by 2032 through the ACT Rule. ACT Environmental Assessment at IX-6. The additional 28,569 NE/NZE trucks that would occur from implementation of the Proposed Rules are thus wholly unaccounted

44-19

for in the CEC’s assumptions—as the District has gone to great pains to ensure that all trucks under the Proposed Rules will be in addition to those required by CARB. Thus, the District has failed the lead agency’s obligation to explain how the large increase in ZE/NZE trucks will affect electricity demand and energy supply, and lead to environmental impacts in California.

44-19
(cont'd)

Further, the District never explains what a nearly 30% increase in ZE/NZE trucks in a single air district means for the human environment. What are the “effects on peak and base period demands to accommodate the increase in demand from electric vehicles and refueling infrastructure by compliance year 2031”? The public and the Board are left—figuratively and possibly literally—in the dark.

44-20

This cursory conclusion without a full disclosure of the real effects on the human environment is widespread throughout the District’s analysis. “Because the [EA] as written makes it impossible for the public to translate the bare numbers provided into adverse health impacts or to understand why such translation is not possible at this time (and what limited translation is, in fact, possible)” (*Friant Ranch*, 6 Cal.5th at 521), the EA fails in its purpose as an informational document.

44-21

D. The Draft EA Fails to Adequately Analyze the Proposed Rule’s Impacts on the Transportation Sector.

As raised in CTA’s Scoping Comment letter, the Proposed Rules create significant uncertainty in commercial transportation. By compelling the early transition to ZE/NZE vehicles, the Proposed Rules drive rapid and premature fleet turnover for high-cost ZE/NZE vehicles while imposing the uncertain but often high costs of electricity and hydrogen fuel on the logistics sector. Additionally, while the Proposed Rules may incentivize the transition to ZE/NZE vehicles in the District’s jurisdiction, neither the Initial Study nor the Draft EA appears to have considered whether there is sufficient charging infrastructure to support these fleets outside of the District. Goods move across the air districts, but there is no analysis of whether the infrastructure exists for the anticipated ZE/NZE vehicles to complete these trips. Additionally, as California responds to increasing wildfire threats, public safety power shutoff (“PSPS”) events have become increasingly common.

44-22

In response to CTA’s Scoping Comment, the District first states that it is not feasible to anticipate the frequency of PSPS events or to analyze their effects. Draft EA at C-34. This is incorrect. Following each PSPS event, California utilities are required to file reports with the Public Utilities Commission disclosing what occurred. These reports are publicly available and the District can and should assess the number and coverage of PSPS events in its jurisdiction to understand, evaluate, and disclose the interaction between increased electrification and increasing grid instability. The District also deflects from the impacts of PSPS events by relying on the additional solar and battery technologies that it envisions will be implemented at covered warehouses. *Id.* at C-35. However, the District repeatedly explained throughout the PDSR and

44-23

the Draft EA that predicting the manner in which the warehouse may choose to comply would be pure speculation. The District’s reliance on solar infrastructure to defray the potential significant effects of reliance on unstable grids thus is similarly pure speculation. Additionally, as discussed *supra*, the cost differential created by the District in fact disincentivizes the deployment of on-site solar in favor of ZE/NZE acquisition. Thus, there is evidence that the District’s reliance on solar infrastructure to defray potentially significant effects on the grid is misplaced.

44-23
(cont'd)

While impacts to the State’s logistics infrastructure are not specifically listed as impacts in Appendix G, the Appendix “is only an illustrative checklist and does not set forth an exhaustive list of potentially significant environmental impacts under CEQA or standards of significance for those impacts.” *City of San Diego v California State University* (2011) 201 Cal.App.4th. 1134, 1191; *Protect the Historic Amador Waterways v. Amador Water Agency* (2004) 116 Cal.App.4th 1099, 1108-1111. “Also, the lack of precise quantification or criteria for determining whether an environmental effect is ‘significant’ under CEQA does not excuse a lead agency from using its best efforts to evaluate whether an effect is significant. *City of San Diego*, 201 Cal.App.4th at 1191; *Berkeley Keep Jets Over the Bay Com. v. Board of Port Cmrs.* (2001) 91 Cal.App.4th 1344, 1370. The District provides no satisfactory explanation for its failure to analyze and disclose the effects of the Proposed Rules on the State’s logistics infrastructure. The EA should consider the interaction between expedited electrification and PSPS events. It is reasonably foreseeable that the Proposed Rules will lead to significant disruptions to freight transportation, specifically in light of PSPS events.

44-24

E. The District Omits Projects from Its Cumulative Impact Analysis.

An EIR must discuss a cumulative impact if the project’s incremental effect combined with the effects of other projects is “cumulatively considerable.” CEQA Guidelines § 15130(a). This determination is based on an assessment of the project’s incremental effects “viewed in connection with the effects of past projects, the effects of other current projects, and the effects of probable future projects.” *Id.* at § 15065(a)(3); *Banning Ranch Conservancy v. City of Newport Beach* (2012) 211 Cal.App.4th 1209, 1228.

44-25

The District contends that a cumulative impact analysis is not required because the Proposed Rules are consistent with the 2016 AQMP, the State SIP Strategy, and the ACT Rule. Draft EA at 4-11–12. However, the Proposed Rules are not consistent with the ACT Rule in that they are specifically designed to be additional to the requirements of the ACT Rule. Similarly, the District cannot rely on the analysis completed for the State SIP strategy since that analysis was focused on statewide emission control strategies adopted by CARB (including the ACT Rule), and did not contemplate further purchase mandates from local air districts.

44-26

As to the 2016 AQMP, the District may only rely on the cumulative analysis discussion to the extent cumulative effects were previously adequately addressed and there are no new significant cumulative effects. CEQA Guidelines § 15152(f). In the half decade that has elapsed since the

44-27

environmental review for the 2016 AQMP, numerous other proposals to reduce emissions through electrification have been proposed both within and outside the District’s jurisdiction that will impact the same electric grid and resources. For example, the cities of Santa Monica and West Hollywood have adopted Reach Building Codes driving full electrification. The cities of Culver City and Hermosa Beach are considering similar initiatives. The California Public Utilities Commission has initiated a rulemaking along with the CEC on building decarbonization (R.19-01-011) and on transitioning from natural gas (R.20-01-007). The cumulative effects of these and other electrification initiatives must be analyzed. CEQA Guidelines § 15130(a)(1); *City of Long Beach v. Los Angeles Unified Sch. Dist.* (2009) 176 Cal.App.4th 889, 907 (an EIR’s analysis of cumulative impacts must consider all sources of related impacts, not just similar sources or projects). While a lead agency has discretion to establish a reasonable cutoff date for future projects to include in its cumulative impact analysis, that determination must be supported by substantial evidence. *South of Market Community Action Network v. City & County of San Francisco* (2019) 33 Cal.App.5th 321, 336. The cumulative effects of mass electrification initiatives adopted and proposed since the 2016 AQMP may risk environmental disaster or severe environmental harm and require evaluation. *Whitman v. Board of Supervisors* (1979) 88 Cal.App.3d 397, 408; *San Joaquin Raptor/Wildlife Rescue Ctr. v. County of Stanislaus* (1994) 27 Cal.App.4th 713, 720. The EA must disclose these new projects and their cumulative effects.

44-27
(cont'd)

F. The Draft EA Unlawfully Rejects Alternative B.

The Draft EA impermissibly dismisses an alternative that, if appropriately analyzed and characterized, could reduce environmental impacts. “Pursuant to CEQA’s ‘substantive mandate,’ an agency may not approve a proposed project if feasible alternatives exist that would substantially lessen its significant environmental effects.” *Save Panoche Valley v. San Benito County* (2013) 217 Cal.App.4th 503, 520; see Pub. Resources Code § 21002. Despite identifying environmental benefits associated with Alternative B (Decreased Emissions Reductions), the Draft EA determines that it is not environmentally superior to the Proposed Rules. The Draft EA does not adequately support its conclusion that only Alternative C (Increased Emissions Reductions) is “environmentally superior.” Draft EA at 5-27.

44-28

The Draft EA indicates that the Proposed Rules would have significant and unavoidable direct impacts (1) on energy resources, (2) from hazardous materials and solid and hazardous waste, and (3) on transportation and significant and unavoidable indirect impacts on (1) aesthetics, (2) agriculture and forestry, (3) biological resources, (4) cultural resources, (5) geology and soils, (6) hydrology and water quality, (7) noise, (8) mineral resources and (9) utilities and service systems. Draft EA at 6-2–3. The Draft EA further acknowledges that **all** of these significant and unavoidable impacts are in fact **worsened** by Alternative C. *Id.* at 5-16–17. Yet the District paradoxically labels this as the environmentally superior alternative because the NOx and PM emissions will be lower than under the Proposed Rules. The District is measuring with the wrong yardstick. The environmentally superior alternative is an alternative that **lessens** the project’s **significant effects**. The District itself acknowledges that the Proposed Rules have a less than

44-29

significant effect on long-term air quality impacts. *Id.* at ES-4. There is no significant effect of the Proposed Rules that Alternative C in fact lessens.

44-29
(cont'd)

By contrast, Alternative B would “lead to less cargo growth potentially being diverted to other ports and resulting in less GHG emissions from cargo growth diversion than the proposed project,” “lead to a lower demand on utilities,” reduce infrastructure needs, “reduce the number of batteries that need to be recycled, and “have less adverse direct impacts to energy and hazardous materials and solid and hazardous waste.” *Id.* at 5-15. “Alternative B’s indirect adverse environmental impacts on air quality and GHG emissions, energy, hazardous materials and solid and hazardous waste, and transportation would likely be less than the proposed project.” *Id.* “The reduction in the number or intensity of development of new facilities and grid improvement would likely lead to less adverse indirect environmental impacts in the areas of Aesthetics, Agriculture and Forestry, Biological Resources, Cultural Resources, Geology and Soils, Hydrology and Water Quality, Mineral Resources (with regards to long-term operational-related impacts from reduced demand for new mines and mining activities because of the reduced use and demand of lithium-based batteries in ZE vehicles), Noise, and Utilities than the proposed project.” *Id.* The only metric by which the District finds Alternative B insufficient is that “Alternative B’s ongoing, long-term, and permanent air quality and public health **benefits would be less** when compared to the proposed project.” *Id.* at 5-16. But as described above, this is not the standard—the question is whether the alternative would lessen the significant effects and the District has determined that the Proposed Rules’ effect on long-term air quality impacts is **less than significant**.

44-30

The only grounds on which the District may reject an environmentally superior alternative is if it is infeasible. The District evaluated five alternatives to the Proposed Rules, including a no project alternative. One of these, Alternative B, was a version of the Proposed Rules with a narrower application (only to warehouses greater than 200,000 square feet), a year delay in compliance obligations, and less aggressive emissions reduction targets as a result of a decreased rule stringency factor. Draft EA at 5-6. As noted in Table 5-2, Alternative B would accomplish **all** of the District’s objectives. Draft EA at 5-12. Despite the reduced environment impacts described above, the District rejected Alternative B because it did not reduce emissions quite as much. However, a lead agency cannot adopt artificially narrow project objectives that would preclude consideration of reasonable alternatives for achieving the project’s underlying purpose. *North Coast Rivers Alliance v. Kawamura* (2015) 243 Cal.App.4th 647, 669; *County of Inyo v. City of Los Angeles* (1977) 71 Cal.App.3d 185, 203. Alternative B accomplishes the District’s aims while reducing the environmental impacts.

44-31

VIII. Conclusion.

The District has not been granted the authority to impose a sweeping purchase mandate on existing, unmodified warehouses under the guise of an ISR regulation. While the District’s goals of reducing air emissions in the Basin are laudable, the District has only the rulemaking authority

44-32

Ryan Bañuelos
Victor Juan
March 2, 2021
Page 24

invested in it by statute. Even if the Legislature had granted the District such authority, it is preempted by federal law. The regulation as proposed fails to meet the standards specified by the Health and Safety Code and the accompanying Draft EA fails to meet the District's obligations under CEQA and fails as an informational document. For this reason, the District must revise the Proposed Rules and EA before adoption in order to bring them into compliance with state and federal law.

44-32
(cont'd)

Sincerely yours,

HOLLAND & KNIGHT LLP

A handwritten signature in blue ink that reads "Marne S. Sussman". The signature is fluid and cursive, with the first name "Marne" being more prominent.

Marne S. Sussman

cc: Chris Shimoda



The Resource for Warehouse Logistics

6540 Alder Park Circle
Roseville, CA 95678
www.IWLA.com

P: 916.704.2392
F: 916.666.7575
E: mwilliams@IWLA.com

March 2, 2021

Ian McMillan, Planning and Rules Manager
Victor Juan, Program Supervisor
South Coast Air Quality Management District
21865 Copley Drive
Diamond Bar, California 91765-4178

Sent via email

Re: Comments on Proposed Rule 2305

Dear Mr. McMillan & Mr. Juan:

The California Chapter of the International Warehouse Logistics Association (IWLA) would like to request that the comments in this letter be included in the administrative record in response to the Draft Staff Report for proposed rule 2305.

45-1

Members of the IWLA are an integral part of Southern California supply chain and face unique challenges as a frontline essential workforce. Our members provide warehouse and other logistics services in every sector of the economy: manufacturers, wholesalers and retailers, and handle all kinds of products ranging from food to pharmaceuticals, medical supplies to consumer goods, domestically and internationally. Approximately 18 million people who live in Southern California rely on warehouses and the goods movement system to get them the items they need to survive.

Comments for consideration:

- The SCAQMD has authority over stationary sources in our region and has reached outside their mandate with the proposed rule to regulate mobile sources as this authority resides with the California Air Resources Board (CARB).
- The proposed rule requires warehouses to control truck fleets and decrease truck emissions, but technology is not available for heavy-duty electric trucks at present.
- Warehouses don't control which trucks come to their facilities, when they arrive, where they come from or anything related to truck trips, so using truck trips as a way to meet the rule requirements is not feasible and arbitrary.
- Warehouses have no control over how truck engines are made and in most cases don't own trucks nor control what type of trucks shipping companies purchase.
- The Stringency factor seems to be arbitrary as there doesn't seem to be any rational, modeling or science behind how the number .0025 was derived. It's based off hypothetical cost emission reductions that don't appear to be practical.

45-2

45-3

45-4

45-5

45-6

- | | |
|--|-------|
| ➤ Warehouses provide a vast array of jobs for people of any level of education and skill set that provide upward mobility in the job market, especially in light of the economic downturn and the COVID-19 pandemic. | 45-7 |
| ➤ The proposed rule will impose a significant burden and expense in the hundreds of thousands for an average size 250 thousand square foot warehouse. This is at a time where over 18 million people who live in Southern California and rely on warehouses and the goods movement system to get them the items they need to survive will face increased costs that will be regressive and hit lower income communities the hardest. | 45-8 |
| ➤ Warehouses in SCAQMD coverage areas will be placed at a competitive disadvantage and beneficial cargo owners will look to divert their cargo to alternative areas in surrounding states or alternative ports of entry to warehouse and distribute their cargo. | 45-9 |
| ➤ Jobs are scarce now, and a mitigation fee/tax of \$1 per square foot of warehouse space will critically impact warehouse operator's ability to create new jobs or sustain existing ones. This would be a permanent increase that has no sunset clause or limits to how it could rise. Most if not all warehouses will end up paying the fee/tax due to the impossibility of compliance with this mandate. | 45-10 |

We appreciate your consideration and look forward to your response to our comments. Additionally we would like to be included in your distribution list for all future correspondence concerning Proposed Rule 2305.	45-11
--	-------

Sincerely,



Mike Williams
Executive Director
IWLA California Government Relations
(916) 704-2392



March 2, 2021

VIA E-MAIL

Ian MacMillan
Victor Juan
South Coast Air Quality Management District
21865 Copley Drive
Diamond Bar, California 91765-4178
imacmillan@aqmd.gov / vjuan@aqmd.gov

Re: Comments on Proposed Rule 2305 (Warehouse Indirect Source Rule)

Dear Mr. MacMillan and Mr. Juan:

Watson Land Company is an owner and developer of master planned business and industrial centers in Southern California and the East Coast. The company strives to be a good corporate citizen by attracting quality companies that bring jobs and other economic benefits to the communities where Watson has real estate holdings.

As an owner of logistics facilities (“warehouses”), Watson Land Company provides needed infrastructure and is proud to be part of the supply chain industry that has been deemed essential by both state and federal governments. As you know, the warehouse industry has played a vital role in the regional and national response to the Covid-19 pandemic. Many of our customers are warehouse operators engaged in the delivery of much-needed goods and medicines to the population of Southern California during these difficult times.

We adamantly oppose the adoption of Proposed Rule 2305 (Warehouse Indirect Source Rule or “ISR”). We believe the District’s proposed ISR would have severe unintended consequences and is ill-timed in the midst of the COVID-19 pandemic and what will likely be a long economic recovery. The District is pursuing a regulation targeted at a specific sector that serves our region and nation, and which is experiencing enormous strains due to the challenges of the current pandemic.


The ISR will impose an entirely new regulatory compliance regiment onto distribution warehouse operators. Many warehouse operators are not structured or staffed with the systems and personnel needed to satisfy the oppressive compliance requirements embodied in the proposed rule. They generally lack the personnel and systems needed to gather the information required to be reported. Thus, the District’s rulemaking would divert industry resources and attention to this rule at a time when the industry needs to maintain focus on the efficient and reliable delivery of essential goods.

Watson Land Company has the following comments regarding the ISR:

1. The SCAQMD does not have the legal authority to adopt the ISR. The District has the authority to engage in such rulemaking with NEW Construction projects, but not EXISTING facilities. The proposed ISR seeks to regulate existing buildings/facilities. In addition, the District has not substantiated its jurisdiction/authority to regulate the trucking industry, which is integral part of interstate commerce. As noted in the name of the proposed rule, the proposed rule is an

“indirect” means of regulating the trucking industry through warehouses. The District should publicly explain its rationale in seeking to regulate interstate commerce activity, thereby presenting Federal preemption issues with this proposed ISR.	46-4 (cont'd)
2. This rule would impose additional/permanent costs on our customers of approximately \$90,000 to over \$1 million annually. Many of these businesses are struggling to remain in California, given the current regulatory environment. The proposed ISR targets a specific essential industry with \$1 billion in annual taxes/fees during the worst possible time, as it responds to the challenges of the pandemic on behalf of our region and nation.	46-5
3. The District has not clarified how these “fees” would provide any benefit/service to the group from which it is collected (the warehouse industry). Thus, these “fees” may easily be classified as a tax. This presents a question of the District exceeding its jurisdiction/authority in imposing this tax.	46-6
4. It is not feasible for the warehouse industry to comply with the ISR due to the following: Under the current proposed rule, reporting obligations begin only 60 days from rule adoption, and the substantive WAIRE Points obligations will commence as soon as July, 2021. The proposed rule requires warehouses to control truck fleets and decrease truck emissions but warehouse operators are not able to accomplish this task. Warehouses have no control over how truck engines are manufactured. Warehouse operators do not own truck fleets nor control what type of trucks shipping companies purchase. Warehouse operators do not control which trucks come to warehouses, when they arrive, where they come from or any other variables related to truck trips.	46-7 46-8
5. The technology is not fully available to accomplish items on the WAIRE menu. For example, there are no heavy-duty electric trucks available that are 100% viable from a technology and/or economically reasonable standard.	46-9
6. Warehouses provide a broad range of jobs for people with diverse levels of education and skill sets, leading to upward mobility. The San Pedro Bay Ports are an economic engine responsible for approximately 3.1 million jobs throughout the nation. The warehouse industry serves as essential infrastructure to these ports. This socioeconomic benefit is threatened by the onerous costs imposed by the ISR.	46-10
Should you have any questions or wish to discuss our perspective, please feel free to contact me.	46-11

Respectfully,



Jeffrey R. Jennison
President and Chief Executive Officer
Watson Land Company

cc: SCAQMD Governing Board



March 2, 2021

Victor Juan
Program Supervisor
South Coast Air Quality Management District
28165 Copley Drive
Diamond Bar, CA 91765

Re: Proposed Rule 2305: Warehouse Indirect Source - WAIRE Program and Proposed Rule 316 - Fees for Regulation

Dear Mr. Juan,

On behalf of the [Los Angeles Cleantech Incubator](#) (LACI), thank you for providing the opportunity to comment on South Coast Air Quality Management District's (SCAQMD) *Proposed Rule 2305: Warehouse Indirect Source - Warehouse Actions and Investment in Reduction of Emissions (WAIRE) Program and Proposed Rule 316 - Fees for Regulation*. LACI supports passing an Indirect Source Rule focused on warehouses, as its enforcement is a necessary effort to reduce air pollution and climate emissions in the region. LACI also believes that a strong WAIRE Program will accelerate deployment of the zero emissions technology required to meet air pollution and climate goals of the state while also providing economic benefits to the local workforce and goods movement industry. These effects of the WAIRE Program align with LACI's efforts to advance transportation electrification in the greater Los Angeles region.

47-1

In May 2018, LACI convened the [Transportation Electrification Partnership](#) (TEP), an unprecedented regional public-private collaboration to accelerate deep reductions in climate and air pollution by the time of the 2028 Olympic and Paralympic Games by pursuing bold targets, pilots, initiatives, and policies that are equity-driven, create quality jobs, and grow the economy. The 30+ members of TEP represent state regulators, local government, utilities, industry leaders, labor organizations and startups, all of whom are working to achieve [bold transportation electrification targets](#) in Los Angeles County, including the following:

- 95,000 chargers installed for goods movements to enable 60% of medium-duty delivery trucks to be electric and 40% of short-haul and drayage trucks on the road to be zero emissions by 2028

Implementation of the WAIRE Program will provide a regulatory solution to difficult problems, including access to depot charging infrastructure for fleets that do not own the facilities on which they operate. To further advance reductions in air pollution and climate emissions, LACI wishes to offer the following specific support and recommendations to Proposed Rule 2305:

1. Maintain Zero Emission Yard Trucks as the Sole Acceptable Yard Truck Technology for Earning WAIRE Points

Zero emission yard trucks have been in commercial operation at warehouses and rail yards in SCAQMD territory since 2017, having long proved their economic and operational viability. As structured, acquiring and deploying zero emission yard tractors provides an opportunity to earn large quantities of WAIRE points, and SCAQMD should not distract from this incentive by including any ability to earn points from deployment of NZE yard tractors.

47-2

2. Consider Offering WAIRE Points per EVSE Successfully Installed and Energized

As structured, purchasing EVSE earns WAIRE Points for each unit acquired, while beginning and completing an installation charges earns WAIRE Points per construction permit, whether the construction project entailed installing one or ten EVSE. We encourage SCAQMD to review this structure to ensure that the Program incentivizes timely completion of construction projects and energizing of EVSE, as well as maximizing the size of EVSE depots deployed.

47-3

3. Consider Increasing the Stringency Level

We consider the current proposed stringency value of 0.0025 WAIRE points/WATT as too low to accelerate deployment of zero emission vehicles and reduce air pollution in burdened communities, and urge the Air District to evaluate and consider higher stringency values for the final rule.

47-4

In the face of increasing rents and cargo diversion, the regional warehousing industry continues growing. Thus, the industry can, and must, shoulder regulatory costs aimed at reducing air pollution. We request that the agency adopt at least a 0.005 WAIRE points per WATT stringency and agree to revisit the effectiveness of this rule at a later date. The Air District's own analysis shows that a stronger rule would have a marginal result in warehouses leaving the region, and a higher stringency value is necessary to bring about a transformation of Southern California's goods movement industry.

4. Consider Increasing the Mitigation Fee to Further Encourage Investments in Zero Emissions Technology

Implementing too low of a mitigation fee option would allow regulated facilities to pay their way into compliance, rather than invest in on-site WAIRE menu items to clean up operations. This is proven by the agency's own projections showing that the \$1000/point fee remains a cheaper compliance pathway in the initial phases of the rule. In order to incentivize investment in the WAIRE menu items, we ask that staff consider a higher mitigation fee. Additionally, should warehouses opt to pay their way into compliance, the

47-5

Air District should require that these funds are spent in the communities surrounding those facilities.

5. Provide Transparency on Data Relevant to Enforcing Compliance

The Air District must make certain information relevant to Proposed Rule 2305 available to the public to ensure transparency in enforcement and compliance effectiveness. This type of information includes, but is not limited to, the number of truck trips to each regulated facility and those trucks' fuel types. This traffic information is critical to understanding the impacts of warehouses on adjacent communities and will be essential for proper enforcement of the rule, as well as targeted advancement of zero emission deployments.


47-6

We thank you for the opportunity to provide comment on Proposed Rule 2305. LACI believes this is an important step towards the region and the state realizing its air pollution and climate emissions goals, and supports an equitable and immediate implementation of the rule that maximizes the opportunities for the region to remain a leader in goods movement and clean transportation.

47-7

Sincerely,

Jack Symington
Program Manager, Transportation
Los Angeles Cleantech Incubator



Submit via-email

March 2, 2021

South Coast Air Quality Management District
c/o Victor Juan
Program Supervisor
Planning and Rules
21865 Copley Drive
Diamond Bar, CA 91765

LAX

Van Nuys

City of Los Angeles

Eric Garcetti
Mayor

Board of Airport
Commissioners

Sean O. Burton
President

Valeria C. Velasco
Vice President

Gabriel L. Eshaghian
Beatrice C. Hsu
Nicholas P. Roxborough
Dr. Cynthia A. Telles
Karim Webb

Justin Erbacci
Chief Executive Officer

**RE: Comments Regarding Proposed Rule 2305 – Warehouse Indirect Source Rule
– Warehouse Actions and Investments to Reduce Emissions (WAIRE)
Program and Proposed Rule 316 – Fees for Rule 2305**

Dear Mr. Juan:

Los Angeles World Airports (LAWA) appreciates the opportunity to participate in the South Coast Air Quality Management District's (AQMD) Warehouse Indirect Source Rule – Warehouse Actions and Investments to Reduce Emissions (WAIRE) Program and Proposed Rule 316 – Fees for Rule 2305 (proposed rule) rule making development. LAWA supports the need to develop programs to achieve applicable national ambient air quality standards (NAAQS) and reduce greenhouse gas emissions in the South Coast region. AQMD and LAWA recently entered into a Memorandum of Understanding with mutually agreed upon air quality emission reduction programs at Los Angeles International Airport (LAX) that will achieve State Implementation Plan (SIP) creditable emission reductions.

We would like to offer the following comments on the proposed rule as staff continues to develop the rule and emission reduction opportunities for the Warehouse Indirect Source Rule.

First, LAWA is concerned about the potential to overcount truck trips that visit cargo and warehouse facilities on a single campus like LAX. LAX has several cargo facilities in close proximity to one-another. Often, one truck will visit two different cargo operators within the same physical facility (physically moving from one loading dock to another) or visit multiple cargo facilities at LAX before departure. Under the proposed rule, where actual truck trips will be collected by each cargo operator and operators will accrue WAIRE points compliance obligations based on the number of truck trips to their facility, this may result in overcounting truck trips at LAX and unfairly penalize warehouse operators at LAX by inflating the number of WAIRE points compliance obligations as compared to warehouse operators at off-airport facilities. The counting of truck trips by each operator will also make it appear that there is far more truck traffic at LAX than

48-1

48-2



there actually is. LAWA requests AQMD refine its methodology for calculating an operator's Weighted Annual Truck Trips (WATTs) to eliminate the overcounting of truck trips to a single campus like LAX. Revising the methodology for calculating WATTs to account for trucks that pick-up cargo from multiple operators on a single campus will better represent the actual number of truck trips and the actual oxides of nitrogen (NOx) emissions from warehouse activity and thereby not unfairly burden cargo operators located on a single campus with excessive compliance obligations that require them to undertake additional mitigation actions.

48-2
(cont'd)

Second, LAWA would like additional flexibility to develop a custom WAIRE project to assist LAX cargo operators earn WAIRE points based on LAWA's modernization projects and electric infrastructure upgrades. LAWA is currently undergoing several large capital improvement projects, including the Landside Access Modernization Program (LAMP), that support emission reduction activities. A component of LAMP is the Automated People Mover, which will be a zero-emission electric train system connecting LAX to the regional rail system and transporting passengers, guests, and employees to and from the Central Terminal Area at LAX more efficiently. LAWA would like to be able to use these campus-wide upgrades, such as LAMP, as actions that count towards an individual operator's WAIRE points.

48-3

Third, LAX depends upon financial incentives, including the Federal Aviation Administration's Voluntary Airport Low Emission Program (VALE), to fund emission reduction programs. VALE funding supports a wide-range of emission reduction activities at airports and could include electrification of cargo operations. Projects recently funded under the VALE program include the purchase of electric buses and infrastructure to provide ground power to parked aircraft. In order to be eligible for VALE grant funds, airport emission reduction projects must be voluntary. If airport projects are the result of a regulatory program, such as the proposed rule, LAWA will lose eligibility for VALE funding, and important emission reduction projects may not be implemented as a result.

48-4

Fourth, the AQMD should consider potential preemption issues under 49 U.S.C. §§ 41713(b) [the Airline Deregulation Act] and 14501(c) [the Federal Motor Carrier Act], which, respectively, restrict the ability of local authorities to enact or enforce any regulation related to a price, route, or service of any air carrier or any motor carrier engaged in the transportation of property.

48-5

Lastly, consider clarifying or replacing the phrase "may be used" in the Requirements section on page 4, section (d)(1), from the proposed rule. This phrase is not defined and raises confusion about what constitutes "floor area" in a warehouse that "may be used" for warehousing activities and how warehouse operators apply the rule to their warehouses.

48-6

Section (d)(1) "...Only warehouse operators in buildings with greater than or equal to 100,000 square feet of floor area that may be used for warehousing activities and who operate at lease 50,000 square feet of the warehouse are required to earn WAIRE Points." (emphasis added).

LAWA supports the AQMD's goal to improve air quality in the region and would like to work with staff to create a framework that better reflects cargo operations at airports and does not unfairly penalize cargo operators on airport property. We believe these revisions to the proposed rule will provide greater visibility and understanding of cargo operations and related air quality improvement programs at airports and encourage the development of new programs resulting in

48-7

cleaner air. Active engagement between SCAQMD staff, airports, and other stakeholders can drive the change towards cleaner air.

48-7
(cont'd)

LAWA appreciates the opportunity to provide these comments and looks forward to continuing to work with SCAQMD staff and the Warehouse Indirect Source Rule Development Group to achieve emissions reductions through a collaborative approach. If you have any questions, please contact Tami Mccrossen-Orr of LAWA's Environmental Programs Group, at (424) 646-6734.

48-8

Sincerely,

Samantha Bricker

Samantha Bricker
Chief Sustainability & Revenue Management Officer
Los Angeles World Airports

SB:TMO:eb

cc: Councilman Joe Busciano, City of Los Angeles Representative, AQMD Board Member
Wayne Nastri, Executive Office, AQMD
Ian MacMillan, Planning and Rules Manager, AQMD

**CENTER FOR COMMUNITY ACTION & ENVIRONMENTAL JUSTICE
EARTHJUSTICE
EAST YARD COMMUNITIES FOR ENVIRONMENTAL JUSTICE
LONG BEACH ALLIANCE FOR CHILDREN WITH ASTHMA
NATURAL RESOURCES DEFENSE COUNCIL
PARTNERSHIP FOR WORKING FAMILIES
SAN PEDRO & PENINSULA HOMEOWNERS COALITION
SIERRA CLUB
THE LOS ANGELES COUNTY ELECTRIC TRUCK & BUS COALITION
WAREHOUSE WORKER RESOURCE CENTER
WEST LONG BEACH ASSOCIATION**

March 2, 2021

Victor Juan
Program Supervisor
South Coast Air Quality Management District
21865 Copley Drive
Diamond Bar, CA 91765

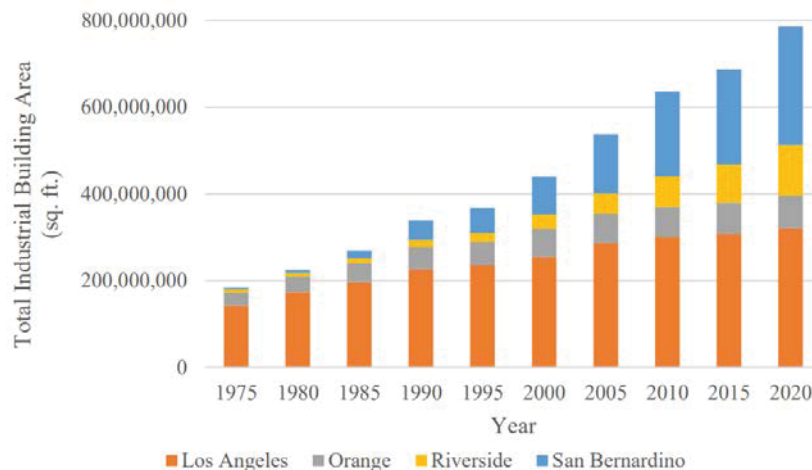
Re: Comments on the Warehouse Indirect Source Rule (Proposed Rule 2305)

Dear Mr. Juan,

On behalf of the undersigned coalition of organizations, we submit these comments on Proposed Rule 2305. We appreciate staff's continued work on the warehouse indirect source rule, but we remain concerned that the current proposal will not meaningfully regulate an industry that has polluted communities for years. As demonstrated in the figure below, the warehouse industry has grown steadily in the South Coast Air Basin in the past two decades,¹ and nearby communities continue to be disproportionately impacted by the polluting trucks visiting these facilities.

49-1

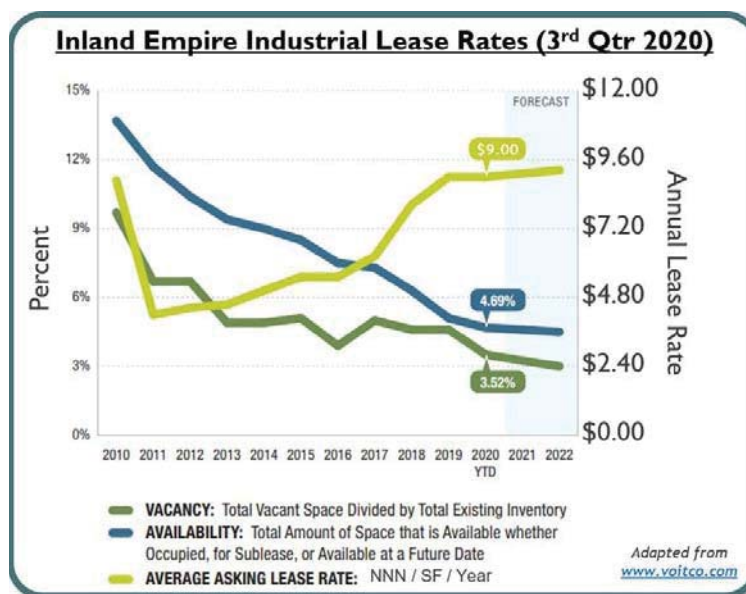
Figure 10: Industrial Building Growth by County



¹ SCAQMD, Preliminary Draft Staff Report, 45.

The ongoing covid-19 pandemic has exacerbated the unacceptable health risks that these frontline communities face every day. Last year, this public health crisis coincided with one of the worst smog seasons in the South Coast Air Basin in decades – with a total of 157 days of ozone pollution levels exceeding state and federal air quality standards.²

Meanwhile, the warehouse industry has reported record-breaking profits during the pandemic as consumers increasingly rely on e-commerce. Last year, the San Pedro Bay Ports hit record freight volumes for several months. At the Port of Long Beach, December 2020 was the Port’s busiest month in its 110-year history, and 2020 was the Port’s “all-time busiest year.”³ This increased port activity has only accelerated the expansion of an already booming warehouse industry, further compounding the health burdens on nearby communities.⁴ In the Inland Empire, warehouse vacancy rates have reached their lowest in a decade while lease rates have increased.⁵



Industry analysts have further noted that the industry is doing particularly well financially. “Major investors like Blackstone; and household tenants like Amazon; and landlords like Dedeaux Properties, Prologis, and Rexford Industrial Realty are raking in all the chips in the changing landscape brought on by the coronavirus crisis.”⁶

A strong warehouse indirect source rule will address these growing disproportionate pollution burdens, provide basic health protections to our communities, and put the South Coast on track to attain

² Tony Barboza, *L.A. began 2020 with a clean-air streak but ended with its worst smog in decades*, Los Angeles Times (Dec. 6, 2020), <https://www.latimes.com/california/story/2020-12-06/2020-la-air-quality-southern-california-pollution-analysis>.

³ Port of Long Beach, *Port Moves a Record 8.1 Million TEUs in 2020*, Jan. 15, 2021, <https://www.polb.com/port-info/news-and-press/port-moves-a-record-8-1-million-teus-in-2020-01-15-2021/>.

⁴ See Justin Ho, *As imports boom, warehouses fill up, and businesses face a storage shortage*, Marketplace (Oct. 1, 2020), <https://www.marketplace.org/2020/10/01/imports-boom-warehouses-fill-up-businesses-face-storage-shortage-online-shopping-covid19/>.

⁵ See also Greg Cornfield, *Southern California Industrial Real Estate Market: What to Know for 2021*, Commercial Observer (Feb. 3, 2021), <https://commercialobserver.com/2021/02/southern-california-industrial-real-estate-2021-warehouse/>.

⁶ *Id.*

federal and state ambient air quality standards. But the Air District must prioritize public health and take into account community needs in the development of this rule.

I. The Air District must increase the proposed stringency in order to meaningfully address public health concerns.

We oppose the current proposed stringency value of 0.0025 WAIRE points per WATT and urge the Air District to evaluate and consider higher stringency values for the final rule. The undersigned organizations have repeatedly asked for a rule that starts with sufficient stringency to provide relief to communities sooner.

The Air District has identified several factors that were taken into consideration in determining the stringency.⁷ We disagree with the agency's approach of "balancing all factors." Public health concerns are unequivocally of greater importance than the financial impact to an industry that profits at the expense of our communities' health. As the Air District has acknowledged, the warehouse industry is experiencing record profits and all-time low vacancies. Despite increasing rents and cargo diversion, the industry continues to grow in the region and facilities are not choosing to leave the area.⁸ The industry can, and must, shoulder these regulatory costs. A transformation of the warehouse industry is long overdue, and public health must be the single most important factor in guiding the stringency of this rule.

49-2

The current range of stringency values, if implemented, is far too low to bring about meaningful change to warehouse operations.⁹ The lowest stringency value studied by the Air District (0.0001) would only reduce, at a maximum, 1.5 tons per day of nitrogen oxide emissions and 0.01 tons per day of diesel particulate matter emissions.¹⁰ Due to the annual variable and phase-in schedule, the full stringency would not even apply to many warehouses for years.¹¹ These emissions reductions will not be sufficient to bring relief to communities living adjacent to warehouse facilities in the near future. We request that the agency adopt at least a 0.005 WAIRE points per WATT stringency and agree to revisit whether this is sufficient at a later date. The Air District's analysis shows that a stronger rule would have a marginal result in warehouses leaving the region (i.e. six warehouses leaving under a 0.005 stringency level and three for a 0.0025 stringency level), and a higher stringency value is necessary to bring about a transformation of this industry.

II. A strong warehouse ISR must prioritize zero-emissions technology.

As noted in our previous comment letters, a strong warehouse indirect source rule must prioritize zero-emissions technology and infrastructure, the only solution that will effectively address the air quality and health impacts caused by this industry. Yet, the Air District's scenario analysis continues to overestimate the emissions reductions for near-zero technologies. For example, facilities earn the same amount of points for NZE class 4-7 truck visits and ZE class 4-7 truck visits.¹² This obscures the real costs of near-zero technologies – further investment in natural gas and oil infrastructure that will perpetuate harm in frontline communities. We request that the Air District update the WAIRE menu to incentivize investment in zero-emissions technology and infrastructure.

49-3

⁷ Preliminary Draft Staff Report, 6.

⁸ *Id.* at 58.

⁹ SCAQMD, *Warehouse ISR Working Group Presentation* (Dec. 17, 2020), slides 21-22.

¹⁰ *Id.* at slide 22.

¹¹ Preliminary Draft Staff Report, 29.

¹² *Id.* at 97.

A rule that incentivizes zero-emissions technology will protect the health of our communities and create quality jobs. The transition towards zero-emissions will require the installation of charging infrastructure, on-site solar panels, and the manufacturing of electric vehicles – all of which will lead to meaningful job opportunities in the implementation of cleaner technologies at warehouses. The manufacturing of zero-emission buses and solar panel installation on larger commercial buildings have created and broadened access to unionized jobs with quality wages and benefits for workers. The warehouse indirect source rule can facilitate a similar transformation that will further increase demand for quality jobs in the greening energy, transportation, and manufacturing sectors. The Air District should not waste an opportunity to develop a rule that will lead to significant emissions reductions and create access to good jobs.

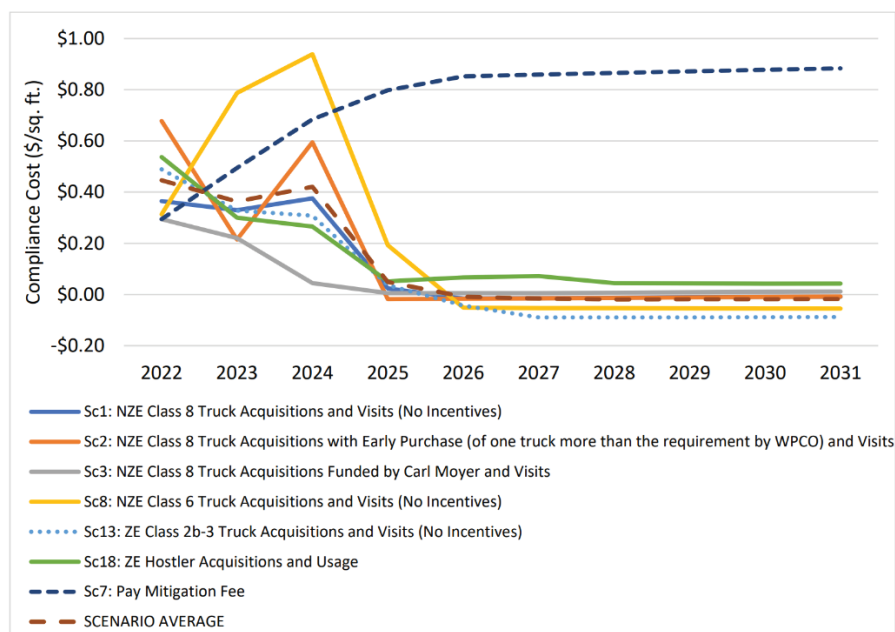
49-3
(cont'd)

III. The Air District must increase the mitigation fee to encourage investment in zero-emissions.

We remain concerned about the mitigation fee option as it allows regulated facilities to pay their way into compliance, rather than invest in on-site WAIRE menu items to clean up operations. Although the scenario cost analysis estimates that the mitigation fee will be a more costly option and not frequently used, the agency's projections show that the \$1000/point fee remains a cheaper compliance pathway in the initial phases of the rule.¹³

49-4

Figure 14: Potential Bounding Analysis Costs from Truck Acquisition and Subsequent Usage Scenarios



In order to incentivize investment in the WAIRE menu items, we ask that staff consider a higher mitigation fee. In the event that warehouses opt to pay their way into compliance, the Air District should require that these funds are spent in the communities surrounding those facilities.

IV. The Air District should release data on warehouse facilities that is relevant to compliance.

In order to ensure proper public engagement, the Air District must make certain information relevant to compliance available to the public. Specifically, we request that the agency release the

49-5

¹³ *Id.* at 66.

following data: the number of truck trips to each regulated facility; the number of trucks and tractors serving a warehouse, by truck class and fuel type; the trucking companies servicing the regulated facilities; and the truck routes to and from each facility.

This information is critical to understanding the impacts of warehouses in nearby communities. There is no legal rationale to withhold this information from the public. Such data does not constitute confidential business information and will be essential for proper enforcement of the rule.

49-5
(cont'd)

V. We cannot afford further delays of the warehouse indirect source rule.

Finally, the Air District must adopt the warehouse indirect source rule as expeditiously as possible, and no later than April. We appreciate staff's continued work on this critical regulation, but the rule has experienced numerous delays while the freight industry continues to pollute communities living near warehouses. The Air District has the opportunity to adopt a strong and equitable warehouse indirect source rule that will provide significant health benefits to frontline communities. We ask that staff continue to engage with community members so that community needs and concerns can be addressed in the development of this rule.

49-6

We appreciate your consideration of these comments and the staff's work on this important rule. We look forward to continuing to work with the Air District to develop a regulation that prioritizes public health.

49-7

Sincerely,

Regina Hsu
Michelle Ghafar
Adrian Martinez
Earthjustice

Ivette Torres
Center for Community Action & Environmental Justice

Taylor Thomas
East Yard Communities for Environmental Justice

Sylvia Betancourt
Long Beach Alliance for Children with Asthma

Heather Kryczka
Natural Resources Defense Council

Kathy Hoang
Partnership for Working Families

Peter M. Warren
San Pedro & Peninsula Homeowners Coalition

Carlo De La Cruz
Sierra Club

Yasmine Agelidis
The Los Angeles County Electric Truck & Bus Coalition

Andrea Vidaurre
Warehouse Worker Resource Center

Theral Golden
West Long Beach Association

cc:

Wayne Nastri
Executive Officer
South Coast Air Quality Management District

Sarah Rees
Deputy Executive Officer
Planning, Rule Development & Area Sources
South Coast Air Quality Management District

Ian MacMillan
Planning and Rules Manager
South Coast Air Quality Management District

March 2, 2021

Ian MacMillan
 Victor Juan
 South Coast Air Quality Management District
 21865 Copley Drive
 Diamond Bar, California 91765-4178

Sent Via Email: imacmillan@aqmd.gov / vjuan@aqmd.gov

Subject: Comments on Proposed Rule 2305 (Warehouse Indirect Source Rule)

Dear Mr. MacMillan:

BizFed opposes the adoption of Rule 2305 (Indirect Source Rule). Warehouses are integral to the Southern California logistics industry. The logistics industry plays a crucial role in the response to the COVID-19 pandemic—not only in the distribution of medical supplies, vaccines, and equipment but also in delivering goods to a public that has become increasingly dependent on e-commerce.

50-1

The District's proposed ISR seems to be a misguided policy during the COVID-19 pandemic. The District is pursuing a regulation targeting a sector that serves as a lifeline to our region and the nation and is deemed essential by federal and state governments. Under the current draft rule, reporting obligations begin only 60 days from rule adoption. The substantive WAIRE Points obligations will commence as soon as July 2021.

50-2

The following further comments are provided in response to the District's Proposed Rule 2305:

1. This rule would impose additional/permanent costs on warehouses of approximately \$.90 per square foot. This extra cost would amount to targeting a specific essential industry with \$1 billion in annual fees during the worst possible time and while responding to the pandemic's challenges on behalf of our nation.

50-3

2. It is not feasible to comply with the ISR due to the following:

a) The proposed rule requires warehouses to control truck fleets and decrease truck emissions. Yet, warehouse operators are not able to accomplish this task

b) Warehouses have no control over how truck engines are manufactured.

c) Warehouses do not own truck fleets, nor do they control what type of trucks shipping companies purchase

50-4

d) Warehouse operators do not control which trucks come to warehouses, when they arrive, where they come from, or any other variables related to truck trips.

3. The technology is not available to accomplish items on the WAIRE menu. For example, there are no heavy-duty electric trucks available that are viable from a technology and/or economically reasonable standard.

50-5

4. Warehouses have been deemed to be essential businesses by the State for important reasons including:

50-6

a) The approximately 18 million people who live in Southern California rely on warehouses as an integral part of the goods movement system to get them the items they need to survive, like food, medical supplies, clothes etc.

5. This rule creates tremendous uncertainty in the economy as the full negative impact of this ISR is not known.	50-7
a) Uncertainty should not be created in this critical, essential business sector, especially considering the current economic downturn/unemployment crisis associated with the COVID-19 pandemic.	
6. Warehouses provide a broad range of jobs for people of every level of education and skillset. Warehouses and the logistics industry offer jobs that lead to upward ability. This job creation is a socioeconomic benefit that the proposed ISR's onerous costs would threaten.	50-8
7. The proposed ISR seeks to "indirectly" regulate the trucking industry through the Warehouse industry. The District should publicly explain how it has the jurisdiction/authority to regulate a mobile source that is such an integral part of interstate commerce as the trucking industry.	50-9
Thank you for your attention to these comments. Please include these comments as part of the official record for Proposed Rule 2305 (Warehouse Indirect Source Rule) so that all SCAQMD Board Members may have the opportunity to review the above.	50-10

If you have any questions, please contact sarah.wiltfong@bizfed.org.

Respectfully,



Donna Dupperon
BizFed Chair
Torrance Area Chamber



David Fleming
BizFed Founding Chair



Tracy Hernandez
BizFed Founding CEO
IMPOWER, Inc.

BizFed Association Members

7-Eleven Franchise Owners Association of Southern California
Action Apartment Association
Alhambra Chamber of Commerce
American Beverage Association
American Institute of Architects - Los Angeles
Angeles Emerald
Apartment Association of Greater Los Angeles
Apartment Association, CA Southern Cities, Inc.
Arcadia Association of Realtors
AREAA North Los Angeles SFV SCV
Armenian Trade and Labor Association
Associated Builders & Contractors, Inc. Southern California Chapter
Association of Club Executives
Association of Independent Commercial Producers
Azusa Chamber of Commerce
Bell Gardens Chamber of Commerce
Beverly Hills Bar Association
Beverly Hills Chamber of Commerce
Black Business Association
BNI 4SUCCESS
Bowling Centers of Southern California
Boyle Heights Chamber of Commerce
Building Industry Association - Baldyview
Building Industry Association - LA/Ventura Counties
Building Industry Association - Southern California
Building Owners & Managers Association of Greater Los Angeles
Burbank Association of REALTORS
Burbank Chamber of Commerce
Business and Industry Council for Emergency Planning and Preparedness
Business Resource Group
CA Natural Resources Producers Assoc
CalAsian Chamber
California Apartment Association- Los Angeles
California Asphalt Pavement Association
California Bankers Association
California Business Properties Association
California Business Roundtable
California Cannabis Industry Association
California Cleaners Association
California Construction Industry and Materials Association
California Contract Cities Association
California Fashion Association
California Gaming Association
California Grocers Association
California Hispanic Chamber
California Hotel & Lodging Association
California Independent Oil Marketers Association (CIOA)
California Independent Petroleum Association
California Life Sciences Association
California Manufacturers & Technology Association
California Metals Coalition
California Restaurant Association
California Retailers Association
California Small Business Alliance
California Self Storage Association
California Society of CPAs - Los Angeles Chapter
California Trucking Association
Californians for Balanced Energy Solutions
Carson Chamber of Commerce
Carson Dominguez Employers Alliance
CDC Small Business Finance
Central City Association
Century City Chamber of Commerce
Cerritos Regional Chamber of Commerce
Chatsworth/Porter Ranch Chamber of Commerce
Citrus Valley Association of Realtors
Coalition for Renewable Natural Gas
Coalition for Small Rental Property Owners
Commercial Industrial Council/Chamber of Commerce
Construction Industry Air Quality Coalition
Construction Industry Coalition on Water
Quality
Council on Trade and Investment for Filipino Americans
Covina Chamber
Crescenta Valley Chamber of Commerce
Culver City Chamber of Commerce
Downey Association of REALTORS
Downey Chamber of Commerce
Downtown Center Business Improvement District
Downtown Long Beach Alliance
El Monte/South El Monte Chamber
El Segundo Chamber of Commerce
Employers Group
Encino Chamber of Commerce
Engineering Contractor's Association
EXP
F.A.S.T.- Fixing Angelenos Stuck in Traffic FilmLA
Friends of Hollywood Central Park
FuturePorts
Gardena Valley Chamber
Gateway to LA
Glendale Association of Realtors
Glendale Chamber
Glendora Chamber
Greater Antelope Valley AOR
Greater Bakersfield Chamber of Commerce
Greater Lakewood Chamber of Commerce
Greater Los Angeles African American Chamber
Greater Los Angeles Association of REALTORS
Greater Los Angeles New Car Dealers Association
Greater San Fernando Valley Regional Chamber
Harbor Association of Industry and Commerce
Harbor Trucking Association
Historic Core BID of Downtown Los Angeles
Hollywood Chamber
Hong Kong Trade Development Council
Hospital Association of Southern California
Hotel Association of Los Angeles
Huntington Park Area Chamber of Commerce
Independent Cities Association
Industrial Environmental Association
Industry Business Council
Inland Empire Economic Partnership
International Cannabis Business Women Association
Irwindale Chamber of Commerce
La Cañada Flintridge Chamber
LA Fashion District BID
LA South Chamber of Commerce
Lancaster Chamber of Commerce
Larchmont Boulevard Association
Latin Business Association
Latino Food Industry Association
Latino Restaurant Association
LAX Coastal Area Chamber
League of California Cities
Long Beach Area Chamber
Long Beach Economic Partnership
Los Angeles Area Chamber
Los Angeles County Board of Real Estate
Los Angeles County Waste Management Association
Los Angeles Gateway Chamber of Commerce
Los Angeles Gay & Lesbian Chamber of Commerce
Los Angeles Latino Chamber
Los Angeles Parking Association
Malibu Chamber of Commerce
Marketplace Industry Association
Motion Picture Association of America, Inc.
MoveLA
Multicultural Business Alliance
NAIOP Southern California Chapter
National Association of Tobacco Outlets
National Association of Women Business Owners - CA
National Association of Women Business Owners - LA
National Hispanic Medical Association
National Hookah Community Association
National Latina Business Women's Association
Orange County Business Council
Pacific Merchant Shipping Association
Pacific Palisades Chamber
Panorama City Chamber of Commerce
Paramount Chamber of Commerce
Pasadena Chamber
Pasadena Foothills Association of Realtors PhRMA
Planned Parenthood Affiliates of California
Pomona Chamber
Propel LA
Rancho Southeast Association of Realtors
ReadyNation California
Recording Industry Association of America
Regional Black Chamber-San Fernando Valley
Regional Hispanic Chamber of Commerce
Regional San Gabriel Valley Chamber
Rosemead Chamber
San Dimas Chamber of Commerce
San Gabriel Chamber of Commerce
San Gabriel Valley Economic Partnership
San Pedro Peninsula Chamber
Santa Clarita Valley Chamber
Santa Clarita Valley Economic Development Corp.
Santa Monica Chamber of Commerce
Sherman Oaks Chamber
South Bay Association of Chambers
South Bay Association of Realtors
South Gate Chamber of Commerce
Southern California Contractors Association
Southern California Golf Association
Southern California Grantmakers
Southern California Leadership Council
Southern California Minority Suppliers Development Council Inc.
Southern California Water Coalition
Southland Regional Association of Realtors
Sunland/Tujunga Chamber
Torrance Area Chamber
Town Hall Los Angeles
Tri-Counties Association of Realtors
United Cannabis Business Association
United Chambers – San Fernando Valley & Region
United States-Mexico Chamber
Unmanned Autonomous Vehicle Systems Association
US Green Building Council
US Resiliency Council
Valley Economic Alliance, The
Valley Industry & Commerce Association
Vermont Slauton Economic Development Corporation
Vernon Chamber
Veterans in Business Network
Vietnamese American Chamber
Warner Center Association
West Hollywood Chamber
West Los Angeles Chamber
West San Gabriel Valley Association of Realtors
West Valley/Warner Center Chamber
Western Electrical Contractors Association
Western Manufactured Housing Association
Western States Petroleum Association
Westside Council of Chambers
Whittier Chamber of Commerce
Wilmington Chamber
World Trade Center



March 2, 2021

Victor Juan
Program Supervisor
South Coast Air Quality Management District
21865 Copley Drive Diamond Bar, CA 91765

Re: Comments Proposed Rule 2305 (the Warehouse Indirect Source Rule)

Dear Mr. Juan,

The Coalition for Clean Air (CCA) appreciates the opportunity to provide comments on Proposed Rule (PR) 2305. Southern California has long been a hub of the global goods movement industry. Nearly 40 % of all imports into the United States enter through the Ports of Los Angeles and Long Beach. Most of these imports are then transported via truck to warehouses in the Harbor Area, East Los Angeles, and increasingly, in the Inland Empire.

51-1

As a result, communities near goods movement corridors or facilities suffer disproportionately from emissions. Diesel particulate matter – a known carcinogen – is the primary air toxic contaminant in the South Coast Air Basin. This impact is even more severe in communities near goods movement corridors and facilities. Ozone continues to plague the South Coast Air Basin; not only is the district in Extreme Nonattainment of the National Ambient Air Quality Standards, but the district is also on track to fail meeting standards by the 2023 deadline. Meanwhile, residents near warehouses are impacted by emissions, traffic and other intrusions and disruptions.

Given the exponential growth of the warehousing industry and the associated impacts on air quality, SCAQMD should implement a strong, effective warehouse Indirect Source Rule (ISR.) Four of the five AB 617 Community Steering Committees in the South Coast Air Basin have explicitly identified ISRs as a strategy for reducing emissions from trucks. Failure to consider, adopt, and implement a warehouse ISR would break the commitments made to these communities. Further, failing to pass a strong warehouse ISR would create a bad precedent for other indirect sources, such as railyards, ports, and airports.

For the warehouse ISR to be effective, PR 2305 must prioritize public health and addressing community needs. To this end, we offer the following comments on how PR 2305 could be strengthened and improved.

1. The stringency value should be increased to maximize emissions reductions. Further, the WAIRE formula should consider cumulative impacts from warehousing and other emissions sources.

The proposed “stringency value” (.0025) in the Warehouse Actions and Investments to Reduce Emissions (WAIRE) points compliance obligation formula is insufficient and should be increased. Using this stringency value, SCAQMD staff anticipates emissions reductions of 2.5-4 tons per day (tpd) once PR 2305 is fully phased in by the district. This is not significantly higher than the lowest potential stringency value of .0001, which would yield emissions reductions of 1.5 tpd. As such, we join other environmental and air quality advocates in calling on the district to increase the stringency value to increase PR 2305’s emissions reductions.

51-2

Further, community advocates are concerned that PR 2305 does not address local needs. Warehouses do not operate in a vacuum – in many cases, communities are adjacent to multiple warehouses. These communities are also often impacted by other emissions sources, such as freeways, railyards, and industrial sources. As such, the district should revise the WAIRE formula to take cumulative community impacts in consideration.

51-3

2. The potential for loopholes, emissions trading and paper compliance must be eliminated.

We laud SCAQMD staff for explicitly stating WAIRE points will not be tradable among different warehouse operators. We remain concerned, however, that PR 2305 leaves the door open to game the system. In particular, the transferability of points between the same warehouse operator and the ability to pay a compliance fee in lieu of earning WAIRE points could result in loopholes and opportunities for paper compliance rather than actual emissions reductions.

51-4

Regarding the transferring of WAIRE points, we understand the district’s intent is to discount points based on their “vintage” (age) or from where the points are transferred. Yet, the district must take care to ensure benefits from emissions reductions are not being transferred out of disadvantaged communities. For example, a warehouse operator could transfer excess points from a warehouse in a non-disadvantaged community to a warehouse in a disadvantaged community. This would have the effect to reducing the emissions reductions in the disadvantaged community.

Further, we remain concerned that warehouse operators can buy their way out of compliance and merely pay a “mitigation fee.” While the proceeds of this compliance fee would result in some emissions reductions due to truck replacements or funding other actions, it does not truly maximize emissions reductions. Rather, allowing warehouses to pay a mitigation fee could result in a pay-to-pollute scenario where paying the fee is

incentivized over actual emissions reductions. As such, SCAQMD must ensure earning WAIRE points is the primary way to achieve compliance with PR 2305.

51-4
(cont'd)

3. We agree mitigation fee revenues should be used locally; however, SCAQMD must use the fee to support clean technology, infrastructure deployment, and other actions which will reduce emissions.

We appreciate SCAQMD Board Members expressing a desire to see mitigation fee revenues be used in the same communities from where they are collected. Using mitigation fee revenues will maximize PR 2305's benefits to warehouse-adjacent communities as well as deliver broader benefits to the South Coast Air Basin. Yet, we are concerned about the potential overreliance on air filtration. At the last Mobile Source Committee meeting, a Board Member cited filtration as an example of projects eligible for mitigation fee revenues. We do not believe; however, the comment should be construed as the Governing Board prioritizing air filtration over other projects. While air filtration may have a role, mitigation is no substitute for emissions reductions. As such, SCAQMD should commit to prioritizing projects which would reduce emissions in communities impacted by warehouses and the goods movement industry.

51-5

4. Any emissions reductions from the WAIRE program and PR 2305 must be above and beyond the reductions stemming from California Air Resources Board (CARB) regulations or state and local action.

To maximize emissions reductions, PR 2305 should exceed the reductions built into previously adopted regulations by CARB, SCAQMD and other governmental entities. While the draft staff report notes, at the current time, it is too speculative to determine if PR 2305 will result in State Implementation Plan (SIP)-creditable actions, SCAQMD should ensure that emissions reductions exceed pre-existing commitments.

51-6

Thank you for considering our comments.

51-7

Sincerely,

A handwritten signature in black ink, appearing to read "Christopher Chavez", with a long, sweeping horizontal line extending to the right.

Chris Chavez
Deputy Policy Director



CALIFORNIA BUSINESS PROPERTIES ASSOCIATION

1121 L Street, Suite 809 • Sacramento, CA 95814 • Phone (916) 443-4676 • Fax (916) 443-0938 • www.cbpa.com

March 2, 2021

OFFICERS

Chairman of the Board

DOUG WIELE, Foothill Partners

Vice Chairman

JOSEPH MARKLING, USAA

Vice Chairman

FRAN INMAN, Majestic Realty Co.

Secretary

FRANCISCO URIBE, The Home Depot

Treasurer

NICHOLAS JOHNSON, Target

Legal Counsel

JO ANNE BERNHARD, Jo Anne Bernhard Law Offices

Immediate Past Chair

GREG MCWILLIAMS, FivePoint

President and Chief Executive Officer

REX S. HIME

Senior Vice President of Governmental Affairs

MATTHEW HARGROVE

DIRECTORS

DAVID BRENNAN, CBRE

JAMES CAMP, NAIOP California

LARRY CARR, Albertsons/Safeway

VICTOR CASTILLO, Syufy Enterprises

DAN "MAC" CHANDLER, Regency Centers

ROB CORD, Advisors Real Estate Asset Services

PAUL CUNHA, Deacon

BOB DEAN, Colliers International

THOMAS ENGBERG, Loja Group, LLC

JACK FLANIGAN, The Flanigan Law Firm

DAVE FOLEY, BOMA California

BRADLEY FRAZIER, Watson Land Company

ERIC HEPFER, Hines

JEFF HICKOX, IREM San Diego

BILL HORNER, Fitness International

STANLEY LAMPORT, Cox, Castle & Nicholson LLP

KEVIN LOSCOTOFF, Wal-Mart Stores, Inc.

ALLEN LYDA, Tejon Ranch

TOM MAGNUSSEN, Paragon Services

DAVID MASTRO, BOMA CALIFORNIA

JUSTIN MCCUSKER, CJ Segerstrom

KRIS PIGMAN, NAIOP California

STEVE RING, Fulcrum Real Estate 7 Development

STEVE SCHUYLER, The Irvine Company

DAVID SISSON, Best Buy

HERB TYSON, ICSC

THOMAS WULF, Lowe Enterprises

DAVE ZYLSTRA, Zylstra Commercial

ADVISORY BOARD

JEFF ARMOUR, Armour Properties

HENRY AVILA, Donahue Schriber Realty Group

THOMAS BIAGINI, Biagini Properties, Inc.

PAUL BOLLINGER, Peter P. Bollinger Investment Company

FRANCISCO CASTILLO, Union Pacific

TODD FERRERA, Tejon Ranch

JASON GOFF, Association of Commercial Real Estate of NorCal

LARRY GREEN, Unibail-Rodamco- Westfield

JOHN HAGESTAD, Sares-Regis Group

HEIDI HANNAMAN, Walgreens

STEVE HOPKINS, Hopkins Real Estate Group

SUSAN HORI, Manatt Phelps and Phillips

KIM HOSEA, IREM Los Angeles

BILL HUGHES, Hughes Investment

STEVE HUSSEY, IREM Sacramento

MATTHEW KAUFOLD, McCarthy Cook

KENT KAUSS, Semptra

CARRIE NOCELLA, The Disneyland Resort

ARTHUR PEARLMAN, Arthur Pearlman Corp.

MICHAEL PERRY, Wall Street Property Company

RUSS PRATT, The Pratt Company

JOHN REININGA, The Reininga Corporation

TOD RIDGEWAY, Ridgeway Development Company

MALCOLM RILEY, The Riley Companies

CLINT SCHELBITZKI, Union Pacific

STEVE SELCER, Association of Commercial Real Estate of SoCal

KYM SNYDER, Prologis

MARY TIGUE, Jones, Lang, Lasalle

ROBERT WEBSTER, Bohannon Development Company

DANIEL WINTON, Daniel K. Winton Law Office

Sarah Rees, Deputy Executive Officer
South Coast Air Quality Management District
21865 Copley Dr.
Diamond Bar, CA 91765

Dear Ms. Rees:

The California Business Properties Association representing over 400 individual companies and every major commercial real estate association is opposed to the South Coast Air Quality Management District's (SCAQMD) proposed Warehouse Indirect Source Rule (ISR).

CBPA is the designated legislative advocate for the International Council of Shopping Centers (ICSC), the California Chapters of the Commercial Real Estate Development Association (NAIOP), the Building Owners and Managers Association of California (BOMA), the Retail Industry Leaders Association (RILA), the Institute of Real Estate Management (IREM), and the Association of Commercial Real Estate – Northern and Southern California (ACRE) the National Association of Real Estate Investment Trusts (NAREIT), and AIR Commercial Real Estate Association (AIR CRE).

Our members believe the draft ISR Warehouse Actions and Investments to Reduce Emissions "WAIRE Points," is too complicated, costly, and duplicative of existing efforts, and will not achieve the stated desired outcomes.

California already regulates mobile sources pursuant to its waiver under federal Clean Air Act, and this power is unique in the nation. The California Air Resources Board (CARB) has used this power to adopt the country's strictest emission laws, including adopting the world's first mandate to manufacture and sell zero-emission commercial vehicles.

CARB has also stated its intent to adopt regulations by the end of 2021 that will require nearly every equipment type at warehouses to operate in a zero-emission mode.

On behalf of the commercial real estate industry, I ask that SCAQMD not engage in duplicative rulemaking that will have a disastrous effect on the economy of the state, make goods more difficult and expensive to get to consumers, and will have marginal – if any – environmental benefit.

Thank you for taking our views into consideration.

Sincerely,

Rex S. Hime
President & CEO

cc: Governor Gavin Newsom
All Members SCAQMD
CBPA Board of Directors

52-1

52-2

52-3

52-4

52-5

Comment Letter #53 (email) – Disneyland Resort – 2/22/2021

From: Jiang, Hao <Hao.Jiang@disney.com>
Sent: Monday, February 22, 2021 4:31 PM
To: Ian MacMillan <imacmillan@aqmd.gov>
Subject: RE: PR2305 Definition Electric Charger

Ok.

Now does "the use of onsite EV charging" in Table 3 WAIRE Menu include kWh charged into employee personal vehicle?

53-1

From: Ian MacMillan [<mailto:imacmillan@aqmd.gov>]
Sent: Monday, February 22, 2021 3:41 PM
To: Jiang, Hao <Hao.Jiang@disney.com>
Subject: RE: PR2305 Definition Electric Charger

In our experience, it appears that electric forklifts are the default for warehouses covered by PR 2305. They are therefore not included in the menu.

From: Jiang, Hao <Hao.Jiang@disney.com>
Sent: Monday, February 22, 2021 3:38 PM
To: Ian MacMillan <imacmillan@aqmd.gov>
Subject: PR2305 Definition Electric Charger

Hi Ian,

I could not make it sure on whether or not an electric forklift charger is included in the definition of PR2305 for Electric Charger. We have e-forklift chargers that cannot charge EV truck.

Thank you
Hao

53-2

PR2305(c)(15):

ELECTRIC CHARGER means an electric charging station for vehicles. Each unique plug that can charge an individual vehicle at any time, regardless of whether other electric chargers/plugs are operating, counts as one electric charger. This equipment is also referred to as Electric Vehicle Supply Equipment (EVSE).



ATTN: Clerk of the Board, clerkofboard@aqmd.gov, Wayne Nastri, wnastri@aqmd.gov, Sarah Reese, SRees@aqmd.gov Ian Macmillan imacmillan@aqmd.gov

To the Governing Board of the South Coast Air Quality Management District and Senior Staff:

These comments are submitted on behalf of the Natural Resources Defense Council (NRDC) and our roughly 3 million members and activists. NRDC uses law, science, and the support of its members to ensure the rights of all people to the air, the water, and the environment.

We at NRDC believe that action must be taken now to combat climate change and solve the air quality issues of southern California, environmental crises that harm residents in the region every day. As we continue to contend with the ongoing COVID-19 pandemic, essential workers and their families - particularly in the logistics industry - are put at even greater risk due to unsafe work conditions and worsening air quality. Our workers deserve higher workplace standards so that they are able to breathe safely and power their business without creating harmful air pollution.

54-1

To date, the warehouse industry continues to operate in ways that put workers and communities at risk every day. My organization believes that the **Warehouse Indirect Source Rule – Warehouse Actions and Investments to Reduce Emissions (WAIRE) Program Fees for Rule 2305** is a critical step to addressing the air quality impacts of this sector of the goods movement industry.

54-2

We must work together to clean up warehouses. The Warehouse Indirect Source Rule will be critical to holding these facilities accountable, and we urge the South Coast AQMD to pass a strong rule that protects our communities' health.

Warehouses have spewed toxic air pollution in nearby communities for years and a strong program, like the warehouse indirect source rule, is necessary to transform this industry. But to effectively clean up the warehouse industry, the rule must be more stringent to provide relief for communities that breathe the most ozone-polluted air in the nation.

54-3

We also believe that warehouses must move towards zero emission technology and the warehouse indirect source rule should incentivize this shift. This will provide air quality benefits and create access to quality jobs by increasing demand for labor as the industry begins to

54-4

implement zero emission technologies. These job opportunities have been proven to provide quality wages and benefits for workers, unlike many temporary low-wage warehouse jobs.

54-4
(cont'd)

We hope the Board will pass a strong warehouse indirect source rule that serves public health, supports a new green economy, and provides regional air quality benefits.

54-5

Sincerely,

Heather Kryczka
Project Attorney
Natural Resources Defense Council

David Pettit
Senior Attorney
Natural Resources Defense Council



March 2, 2021

Sarah Rees, Deputy Executive Officer
Ian MacMillan, Planning and Rules Manager
Victor Juan, Program Supervisor
South Coast Air Quality Management District
21865 Copley Drive
Diamond Bar, CA 91765

Subject: Comments on Proposed Rule 2305 – Warehouse Indirect Source Rule and Related Fees and Staff Report

Submitted via email

Dear Ms. Rees, Mr. MacMillan and Mr. Juan:

Thank you for this opportunity to comment on SCAQMD's proposed Rule 2305 – Warehouse Indirect Source Rule and related Fees and Staff Report.

55-1

Maersk is an integrated international container logistics company. Our container vessels make over 500 calls in California ports each year, with both inbound freight and extensive exports of California agriculture and medical goods, technologies and the huge variety of materials and products essential to our lives. The goods brought to California by these vessels are unloaded in four California Ports, and we both operate and contract with a significant number of California trucking and warehousing companies to provide smooth inland supply chain flow.

Maersk has long been an environmental leader in goods movement and is committed to going beyond compliance to achieve environmental excellence. Some of our commitments include Net Zero Carbon Shipping by 2050, a 60% reduction in emissions by 2030, and launching our first carbon neutral biofuel/e-fuel vessel by 2023. As we continue to fine tune our inland capabilities to better serve our customers, we are bringing that same level of sustainability to the full end-to-end supply chain operation. More information on these programs is available on our website and in our annual sustainability reports at www.maersk.com/about/sustainability.

We have attended SCAQMD presentations on the Warehouse Indirect Source Rule (ISR) and reviewed materials provided. However, we have not had the opportunity to review the materials provided on the morning of March 3, when these comments are due. We therefore reserve the option to provide further comments on the proposal as it evolves or is better understood. We also participated in the

55-2



development of the industry coalition letter submitted to SCAQMD by the California Trucking Association and other stakeholders on the Warehouse ISR, and endorse and incorporate those more detailed comments by reference.

55-2
(cont'd)

We would like to particularly emphasize the following high-level concerns:

1. The California Air Resources Board (CARB) has the authority to regulate mobile sources and is already well into the process of regulating freight sources with several rules that are comprehensive, complex and costly. We question SCAQMD's authority to impose separate regulations on these same operations, and specifically with regards to existing freight and warehousing facilities.
2. The proposed SCAQMD rule has significant overlap with the many programs being actively implemented and developed at the state level by CARB.
 - a. It is unclear whether the proposed rule will achieve reductions beyond those that will be achieved by the CARB programs.
 - b. The proposed rule differs from the CARB approaches in metrics, management and reporting, adding significant cost and administrative burden.
3. The SCAQMD Warehouse ISR rules, and especially the WAIRE points system, are extremely complex, and highly variable in cost and opportunities based on facility locations. This will result in uneven competitive conditions for operations in a highly competitive market. Supply chain operations are highly fluid and very cost-sensitive; the business flows to the locations with the most efficient operations and lowest costs.

55-3

55-4

55-5

55-6

We therefore respectfully request that the SCAQMD Board and Staff take the time needed to fully understand the authority question, the probability of achieving additional reductions, the complexity of the approach and the cost-benefit analysis in light of CARB's existing and planned regulations.

55-7

I am available to discuss these concerns or provide further information if it will be helpful.

Sincerely,

A handwritten signature in black ink that reads "Lee Kindberg". The signature is written in a cursive, flowing style.

Lee Kindberg, PhD, GCB.D

Head of Environment & Sustainability, North America



VIA E-MAIL

March 3, 2021

Mr. Ian MacMillan
Mr. Victor Juan
South Coast Air Quality Management District
21865 Copley Drive
Diamond Bar, California 91765-4178
imacmillan@aqmd.gov
vjuan@aqmd.gov

RE: Warehouse Indirect Source Rule (ISR)

Dear Messrs. MacMillan and Juan:

I am one of the owners of Motivational Fulfillment & Logistics Services. We currently occupy four facilities in Chino and we would like to express our strong opposition to the South Coast Air Quality Management District's (SCAQMD) proposed Warehouse Indirect Source Rule (ISR).

56-1

The draft ISR creates a complicated system of Warehouse Actions and Investments to Reduce Emissions "WAIRE Points" that must be earned by owners and operators of warehouses, mostly through a fee on warehouse operators. This rule is a costly and duplicative effort that is not poised to achieve demonstrable improvements in air quality in the South Coast basin.

56-2

The goods movement system serves as the lifeblood of California's economy, delivering essential goods, services, and medicines. Never has this industry been more important than during the COVID-19 pandemic. Grocery store shelves have been stocked, vaccines delivered, and small retailers kept alive by e-commerce thanks to power of the modern supply chain, allowing Californians to shelter in place and abate the spread of COVID-19.

56-3

Goods movement also powers blue-collar jobs vital to our economy. An estimated 1 in 22 jobs in Southern California are tied to the logistics industry.

56-4

California has the cleanest supply chain in the United States. Thanks to two decades of investment in the cleanest available equipment, including early adoption by our collective members, localized emissions associated with warehouses have never been lower, falling by over 95% in the last decade.

56-5

As you know, California is the only state in the nation with the power to regulate mobile sources pursuant to its waiver under federal Clean Air Act. The California Air Resources Board (CARB) has used this power to adopt the country's strictest emission laws, including adopting in July the world's first mandate to manufacture and sell zero-emission commercial vehicles. CARB has also stated its intent to adopt regulations that will require nearly every equipment type at warehouses to operate in a zero-emission mode within the next year.

56-6

SCAQMD's proposed Warehouse ISR is duplicative of these regulations, exceeds the District's authority to regulate mobile sources, and will create burdensome, expensive requirements for the supply chain for questionable environmental benefit.

56-7

During presentations, SCAQMD justified the draft rule by stating that additional action is necessary to address ozone and NO_x concentrations in the basin. With respect to NO_x, a recent technical analysis of the draft staff report found that the report does not adequately demonstrate that the proposed Warehouse ISR will provide NO_x reductions beyond those generated by CARB regulations, despite the enormous costs that will be involved in complying with this rule.

56-8

Further, as stated during AQMD's Scientific, Technical & Modeling Peer Review Advisory Group Meeting on January 27, 2021, the small quantities of NO_x reductions generated by this rule will not be sufficient to decrease the ozone concentrations in the basin. One is left with the impression that the rule, instead of addressing environmental concerns, is being used as a funding mechanism.

Duplicative rulemaking by CARB and the SCAQMD that does not move the needle on environmental benefit in the basin not only wastes the state's resources, but unnecessarily increases the cost of compliance for an industry that is gearing up for the all-electric future envisioned by CARB and Governor Newsom. We hope SCAQMD will reconsider this untimely, duplicative, and costly regulation and work with industry to develop a rule that takes into account the emissions reductions that already will occur due to CARB rulemaking and appropriately addresses emissions that are within the bounds of SCAQMD authority.

56-9

With kind regards,



Anthony Altman
Chief Operating Officer and General Counsel









March 3, 2021

Sarah Rees, Deputy Executive Officer
South Coast Air Quality Management District
21865 Copley Dr.
Diamond Bar, CA 91765

Submitted electronically

The California Trucking Association, the California Chamber of Commerce, and the **55** undersigned organizations submit this letter in strong opposition to the South Coast Air Quality Management District's (SCAQMD) proposed Warehouse Indirect Source Rule (ISR).

57-1

The draft ISR creates a complicated system of Warehouse Actions and Investments to Reduce Emissions (WAIRE) Points that must be earned by owners and operators of warehouses, mostly through a fee on warehouse operators or by turnover of already regulated mobile sources. This rule is a costly and duplicative effort that fails to achieve demonstrable improvements in air quality in the South Coast basin.

57-2

The goods movement system serves as the lifeblood of California's economy, delivering essential goods, services, and medicines. Never has this industry been more important than during the COVID-19 pandemic. Grocery store shelves have been stocked, vaccines delivered, and small retailers kept alive by e-commerce thanks to the power of the modern supply chain, allowing Californians to shelter in place and abate the spread of COVID-19.

57-3

Goods movement also powers blue-collar jobs vital to our economy. An estimated 1 in 22 jobs in Southern California are tied to the logistics industry.

57-4

California has the cleanest supply chain in the United States. Thanks to two decades of investment in the cleanest available equipment, including early adoption by our collective members, localized emissions associated with warehouses have never been lower, falling by over 95% in the last decade.

57-5

As you know, California is the only state in the nation with the power to regulate mobile sources pursuant to its waiver under federal Clean Air Act. The California Air Resources Board (CARB) has used this power to adopt the country's strictest emission laws, including adopting the world's first mandate to manufacture and sell zero-emission commercial vehicles. CARB has also stated its intent to adopt regulations by the end of 2021 that will require nearly every equipment type at warehouses to operate in a zero-emission mode.

57-6

SCAQMD's proposed Warehouse ISR is duplicative of these regulations, exceeds the District's authority to regulate mobile sources, and will create burdensome, expensive requirements for the supply chain for questionable environmental benefit.

57-7

SCAQMD has justified the draft rule by stating that additional action is necessary to address ozone and NOx concentrations in the basin. With respect to NOx, a recent technical analysis of the draft staff report found that SCAQMD does not adequately demonstrate that the proposed Warehouse ISR will provide NOx reductions beyond those generated by CARB regulations, despite the enormous costs that will be involved in complying with this rule.

57-8

Further, as stated during AQMD's Scientific, Technical & Modeling Peer Review Advisory Group Meeting on January 27, 2021, the small quantities of NOx reductions generated by this rule will not be sufficient to decrease the ozone concentrations in the basin.

Duplicative rulemaking by CARB and the SCAQMD that does not move the needle on environmental benefit in the basin not only wastes the state's resources, but unnecessarily increases the cost of compliance for an industry that is gearing up for the all-electric future envisioned by CARB and Governor Newsom. We ask SCAQMD to reconsider this untimely, duplicative, and costly regulation and work with industry to develop a rule that takes into account the emissions reductions due to CARB rulemaking and appropriately addresses emissions that are within the bounds of SCAQMD authority.

57-9

If you have any questions, please feel free to contact:

57-10

Chris Shimoda, VP of Government Affairs
California Trucking Association
cshimoda@caltrux.org

Leah Silverthorn, Policy Advocate
California Chamber of Commerce
Leah.Silverthorn@calchamber.com

Thank You,

California Trucking Association
California Chamber of Commerce
Beaumont Chamber of Commerce
Big Bear Chamber of Commerce
Building Owners and Managers Association of California
Building Owners and Managers Association of Los Angeles
Californians for Affordable and Reliable Energy
California Beer and Beverage Distributors

California Business Properties Association
California Business Roundtable
California Distributors Association
California Fuels and Convenience Alliance
California Manufacturers and Technologies Association
California Railroads Association
California Retailers Association
California Taxpayers Association
Carson-Dominguez Employers Alliance
Chino Valley Chamber of Commerce
Construction Industry Air Quality Coalition
Engineering Contractors Association
Fontana Chamber of Commerce
Futureports
Greater Coachella Valley Chamber
Greater High Desert Chamber of Commerce
Greater Ontario Business Council
Harbor Trucking Association
Hemet/San Jacinto Chamber of Commerce
Highland Area Chamber of Commerce
Industry Business Council
Inland Action
Inland Empire Economic Partnership
International Council of Shopping Centers
International Warehouse Logistics Association
Long Beach Area Chamber of Commerce
Los Angeles Area Chamber of Commerce
Los Angeles County Business Federation (BizFed)
Moreno Valley Chamber of Commerce
Murrieta/Wildomar Chamber of Commerce
NAIOP of California
NAIOP Inland Empire
NAIOP SoCAL
National Association of Chemical Distributors
Orange County Business Council
Pacific Merchant Shipping Association
Perris Valley Chamber of Commerce
Pomona Chamber of Commerce
Rancho Cucamonga Chamber
Rebuild SoCal Partnership
Redlands Chamber of Commerce
San Gabriel Valley Economic Partnership
Southern California Leadership Council

Temecula Valley Chamber of Commerce
Upland Chamber of Commerce
Western Aerosol Information Bureau
Wilmington Chamber of Commerce

cc:
SCAQMD Governing Board Members



March 2, 2021

Sarah Rees, Deputy Executive Officer
South Coast Air Quality Management District
21865 Copley Dr.
Diamond Bar, CA 91765

Re: Warehouse Indirect Source Rule (Rule 2305)

Submitted via Email

On behalf of the California Retailers Association (CRA), I write to express our opposition to the adoption of Rule 2305. We believe the pursuit of such a policy is deeply misguided at this time given the enormous pandemic-related challenges already facing California's supply chain and goods movement. It would also create substantial new fees and other costs that will serve only to raise the cost of goods to consumers and displace local jobs.

58-1

The California Retailers Association is the only statewide trade association representing all segments of the retail industry including general merchandise, department stores, mass merchandisers, restaurants, convenience stores, supermarkets and grocery stores, chain drug, and specialty retail such as auto, vision, jewelry, hardware and home stores. CRA works on behalf of California's retail industry, which prior to the pandemic operated over 400,000 retail establishments with a gross domestic product of \$330 billion annually and employs over 3 million people—one fourth of California's total employment.

Localized emissions related to warehouse operations have fallen over 95% over the last decade. Given these substantial reductions plus the California Air Resources Board's (CARB) clean fleet rule and its stated intent to adopt regulations in the next year to require most warehouse equipment types to operate at zero emissions, we question what marginal additional benefit could be derived from the enormous costs and practical challenges posed by the ISR.

58-2

In pursuit of questionable benefits this proposal imposes considerable costs on warehousing. The proposed mitigation fee of \$.90/sf would add up to \$1 billion in new costs on warehouses which will impact which will be felt by everyone throughout the supply chain, including consumers. The ISR further punishes warehouse operators for circumstances out of their control. For instance:

58-3

- SCAQMD would implement these rules well before truck manufacturers can make zero or near-zero emission fleets available and affordable. The obligation to accrue substantive WAIRE Points will commence as soon as July 2021, yet these fleets are not anticipated to be widely available until sometime between 2025 and 2030. There is nothing that our retailers or warehouse operators can do to accelerate those timelines in order to comply.

58-4

- The proposed ISR establishes unrealistic timeframes for collecting and reporting of data that retailers and other warehouse owners or operators currently do not have. Under the current draft rule, reporting obligations begin only 60 days from rule adoption, and require reporting of information that either does not currently exist or is held by other entities and not readily accessible. Obtaining and reporting the necessary data will in some cases require significant changes to how facilities operate, particularly at cross-docking facilities where there is little to no storage of freight and drivers may visit multiple times per day. This requirement would be extremely challenging even on a much longer timeline.

58-5

This is both an inappropriate time and method for targeting a key part of our state's critical infrastructure. Approximately 18 million people who live in Southern California rely on warehousing as an integral part of the supply chain for items they need like food, medical supplies, and clothing. Warehouses also provide a broad range of jobs for people of every level of education and skillset – a benefit which this ISR would threaten.

58-6

Given its high costs, compliance challenges, questionable benefits, the massive challenges currently facing goods movement in our state as well as the current economic uncertainty, CRA urges the Board to reject this costly, duplicative rule.

58-7

Sincerely,



Steve McCarthy
Vice President, Public Policy
California Retailers Association

Comment Letter #59 (email) – Disneyland Resort – 3/2/2021

*An email on 3/4/2021 the commenter requested the comments below be disregarded, they are maintained in the record but will not receive a response as requested by the commenter.

From: Jiang, Hao <Hao.Jiang@disney.com>
Sent: Tuesday, March 2, 2021 4:46 PM
To: Ian MacMillan <imacmillan@aqmd.gov>
Subject: RE: another question

Ian,

Another thought, why the District do not offer activity threshold? Our warehouses are large in space (to store off season stuff like Christmas decos) but with very little traffic. So our warehouses are subject to R2305 solely due to the size. Tracking truck traffic at our warehouse will have significant impact to our operation cost. A low activity threshold would be reasonable.

Thank you
Hao

From: Jiang, Hao
Sent: Tuesday, March 02, 2021 4:31 PM
To: Ian MacMillan <imacmillan@aqmd.gov>
Subject: another question

Ian,

I know the District would not endorse any product/service, but you did mention a few warehouse truck traffic monitoring systems. Do you mind to let me know the brands? I am new to this business and Disneyland is not in warehousing business as well.

Thank you
Hao

From: Jiang, Hao <Hao.Jiang@disney.com>
Sent: Tuesday, March 2, 2021 1:33 PM
To: Ian MacMillan <imacmillan@aqmd.gov>
Subject: PR2305 NZE question

Hi Ian,

For PR 2305 a NZE truck is one in which the engine meets CARB's lowest Optional Low NOx standard **at the time of manufacture**, which is currently 0.02 g/hp-hr NOx. We own 4 CNG tractors that purchased in 2011 with certified 0.1 g/hp-hr NOx. Do you have a resource for us to determine they meeting NZE in 2011?

And if a 3rd party dispatched CNG trucks visiting our warehouses, shall we have to determine its NZE status in order for us to take credit from WAIRE menu?

Thank you
Hao

Hao Jiang, P.E.
Environmental Affairs
Disneyland Resort
714-781-4504
Hao.jiang@disney.com

From: Sari Fordham <sfordham@lasierra.edu>

Sent: Thursday, March 4, 2021 8:00 AM

To: Clerk of Board <Front_PC@aqmd.gov>; Wayne Nastri <wnastri@aqmd.gov>; Sarah Rees <SRees@aqmd.gov>; Ian MacMillan <imacmillan@aqmd.gov>

Subject: Warehouse Indirect Source Rule

To the Governing Board of the South Coast Air Quality Management District and Senior Staff:

We at Riverside 350 believe that we have a moral imperative to respond to climate change and improve the air quality of the Inland Empire. Our children breathe some of the most unhealthy air in the country, and our COVID-19 first responders are at increased risk because of their exposure to ozone-pollution. To fix these problems, we must identify the problem.

To date, the warehouse industry operates without being subject to any proper regulations, putting workers and communities at risk. My organization believes that the **Warehouse Indirect Source Rule – Warehouse Actions and Investments to Reduce Emissions (WAIRE) Program Fees for Rule 2305** is an important piece to stop this abuse in the goods movement sector.

The logistics industry wants to be here. They aren't leaving if we hold them to higher standards. Rather, we have the opportunity to ensure that they become good neighbors. The Warehouse Indirect Source Rule will be critical to holding these facilities accountable, but only if the South Coast AQMD passes a rule that is strong enough to protect our communities' health.

Warehouses have spewed toxic air pollution in nearby communities for years and a strong mandatory program, like the warehouse indirect source rule, is necessary to transform this industry. But to effectively clean up the warehouse industry, the rule must be more stringent to provide relief for our communities.

We also believe that warehouses must move towards zero emission technology and the warehouse indirect source rule should incentivize this shift. This will provide air quality benefits and create access to quality jobs by increasing demand for labor as the industry begins to implement zero emission technologies. These job opportunities have been proven to provide quality wages and benefits for workers, unlike many temporary low-wage warehouse jobs.

We hope the Board will pass a strong warehouse indirect source rule that serves public health, supports a new green economy, and provides regional air quality benefits.

Sincerely,

Sari Fordham
President
Riverside 350



--

"In a time of destruction, create something." Maxine Hong Kingston

Sari Fordham, (she/her), MFA in creative writing
Associate Professor, The Department of English
Faculty editor: [The Roadrunner Review](http://www.roadrunnerreview.com)
Author website: www.sarifordham.com

Subscribe to [Cool it: Simple Steps to Save the Planet](http://www.coolit.org), a monthly (free) newsletter for busy people who care about the environment--created by Sari Fordham.

PR2305 questions



Jiang, Hao <Hao.Jiang@disney.com>

To Victor Juan; Ian MacMillan

Reply

Reply All

Forward

...

Thu 3/4/2021 10:48 AM

You forwarded this message on 3/4/2021 10:59 AM.

Good Morning Juan and Ian,

Please discard email questions I sent to Ian last week as I places them here together with a few new questions. I have to admit that I might over thought this and posted some stupid questions/concerns.

- (1) For PR 2305 a NZE truck is one in which the engine meets CARB's lowest Optional Low NOx standard **at the time of manufacture**, which is currently 0.02 g/hp-hr NOx. We own 4 CNG Class 8 tractors that purchased in 2011 with certified 0.1 g/hp-hr NOx. Do you have a resource for us to determine if they are meeting NZE in 2011? And if a 3rd party dispatched CNG trucks visiting our warehouses, shall we have to determine its NZE status in order for us to take credit from WAIRE menu? 61-1
- (2) I know the District would not endorse any product/service, but you did mention a few warehouse truck traffic monitoring systems. Do you mind to let me know the brands? Our WHs gates are not staffed 24x7. We only have security camera in use at this time. 61-2
- (3) Why the District does not offer low activity exemption threshold? Our warehouses are large in space (to store off season stuff like Christmas decos) but with very little traffic. So our warehouses are subject to R2305 solely due to the size. Tracking truck trips will have significant impact to our operational cost. A low activity exemption threshold would be reasonable. 61-3
- (4) Vehicle Miles Traveled (VMT) is required only for the Initial Site Information Report. It is not required nor used in Annual WAIRE Report, correct? If this is true, recording VMT is not required, right? 61-4
- (5) Per Truck Trip definition, one should not count for a truck trip if the truck entered the gate but did not deliver nor pick freight. For our home base where also is warehouse in Anaheim, we should not count truck trip if a truck left home base warehouse **empty**, we should count as one when it returns with goods, correct? 61-5
- (6) One of Disneyland operated WH has solar panels that were installed by property owner. Solar generated electricity is exported to utility grid. Disneyland has no operational control over it. Can we still claim is as WAIRE points? 61-6
- (7) Disneyland Resort operates a few warehouses that are leased by Disney using different business names. For example Disney Enterprises, Inc. and Walt Disney Parks and Resorts, U.S., Inc. My question is should the owner, in the **Initial Owner Notification Report**, disclose the relationships by stating something like "Disneyland Resort DBA Disney Enterprises, Inc."? 61-7

Again I thank you in advance.

Thank you

Hao

Hao Jiang, P.E.
Environmental Affairs
Disneyland Resort
714-781-4504
Hao.jiang@disney.com

61-8



March 4, 2021

Sarah Rees, Deputy Executive Officer
South Coast Air Quality Management District
21865 Copley Dr.
Diamond Bar, CA 91765

SUBJECT: Opposition – Proposed Rule 2305 (Warehouse Indirect Source Rule)

Dear Ms. Rees,

On behalf of the Los Angeles Area Chamber of Commerce (Chamber), one of the largest and most influential business organizations in the Los Angeles region, I am writing to express our opposition to the Warehouse Indirect Source Rule, Proposed Rule 2305 (PR 2305). Our organization represents over 1,400 organizations, which employ over 650,000 employees in the region. The logistics industry is critical to Southern California's economy, and warehouses are an integral part of that system. While we appreciated that SCAQMD's staff has discussed and engaged with the Chamber on this issue, the estimated \$1 billion in annual fees for this essential industry and compliance infeasibilities PR 2305 creates uncertainty in an increasingly uncertain economy.

62-1

The COVID-19 pandemic highlighted both the successes and limits of our regional and national supply chain, as people were forced to transform their daily lives and spending patterns to adapt to shelter in place measures. Goods movement was and continues to be the life blood of our modern economy, ensuring that vaccines and personal protective equipment necessary to save lives are delivered, and that our grocery stores and restaurants are stocked for customers. This industry, and the warehouses that are a part of them, rose to the challenge of COVID-19.

62-2

California's supply chain is one of the cleanest in the world, and certainly the cleanest in the United States. Cleanest available technology adoptions by the trucking and warehousing sectors have decreased localized emissions over the past decade. SCAQMD and CARB are creating duplicative regulations, with CARB's mandate that manufactures sell zero-emission commercial vehicle and SCAQMD's Warehouse ISR. As well, reports on direct investments and plans for a zero-emission transition required by Governor Newsom's EO-N-79-30 are due back to the legislature this summer.

62-3

Furthermore, it is exceedingly difficult for real world warehouses to comply with PR 2503. It puts the responsibility of reducing truck emissions on warehouse operators and owners that do not control truck fleets. Nor do warehouse operators control the types of trucks that utilize their facilities or the schedules of these vehicles. From a technological stand point, there are items on the WAIRE menu that are not available. One prominent example of this is the technological availability and economic feasibility of zero-emission trucks.

62-4

We appreciate SCAQMD's efforts to enhance our regional air quality, however we believe that the District should work closely with industry to develop regulations that appropriately address air quality, balance costs, and realistically account for technological feasibility. Thank you for your consideration. Please contact Senior Manager, Kendal Asuncion, with any questions at kasuncion@lachamber.com or 213-580-7518.

62-5

Thank you for your consideration.

Sincerely,

A handwritten signature in black ink that reads "Maria S. Salinas". The signature is fluid and cursive, with the first name "Maria" being more prominent.

Maria S. Salinas
President & CEO

Cc: SCAQMD Governing Board Members



March 4, 2021

Ian MacMillan
Victor Juan
South Coast Air Quality Management District
21865 Copley Drive
Diamond Bar, California 91765-4178
Sent Via Email: imacmillan@aqmd.gov / vjuan@aqmd.gov

Subject: Comments on Proposed Rule 2305 (Warehouse Indirect Source Rule)

Dear Mr. MacMillan and Mr. Juan:

The Western Electrical Contractors Association (WECA) opposes the adoption of Rule 2305 (Indirect Source Rule). Warehouses are integral to the Southern California logistics industry. The logistics industry plays a crucial role in the response to the COVID-19 pandemic—not only in the distribution of medical supplies, vaccines, and equipment but also in delivering goods to a public that has become increasingly dependent on e-commerce.

63-1

The District's proposed ISR seems to be a misguided policy during the COVID-19 pandemic. The District is pursuing a regulation targeting a sector that serves as a lifeline to our region and the nation and is deemed essential by federal and state governments. Under the current draft rule, reporting obligations begin only 60 days from rule adoption. The substantive WAIRE Points obligations will commence as soon as July 2021.

63-2

The following further comments are provided in response to the District's Proposed Rule 2305:

1. This rule would impose additional/permanent costs on warehouses of approximately \$.90 per square foot. This extra cost would amount to targeting a specific essential industry with \$1 billion in annual fees during the worst possible time and while responding to the pandemic's challenges on behalf of our nation.

63-3

2. It is not feasible to comply with the ISR due to the following:

- a) The proposed rule requires warehouses to control truck fleets and decrease truck emissions. Yet, warehouse operators are not able to accomplish this task.
- b) Warehouses have no control over how truck engines are manufactured.
- c) Warehouses do not own truck fleets, nor do they control what type of trucks shipping companies purchase.
- d) Warehouse operators do not control which trucks come to warehouses, when they arrive, where they come from, or any other variables related to truck trips.

63-4

1180 W Spring Street
Riverside CA 92507-1327
(916) 538-2360
www.goweca.com

- | | |
|---|------|
| 3. The technology is not available to accomplish items on the WAIRE menu. For example, there are no heavy-duty electric trucks available that are viable from a technology and/or economically reasonable standard. | 63-5 |
| 4. Warehouses have been deemed to be essential businesses by the State for important reasons including:
a) The approximately 18 million people who live in Southern California rely on warehouses as an integral part of the goods movement system to get them the items they need to survive, like food, medical supplies, clothes etc. | 63-6 |
| 5. This rule creates tremendous uncertainty in the economy as the full negative impact of this ISR is not known.
a) Uncertainty should not be created in this critical, essential business sector, especially considering the current economic downturn/unemployment crisis associated with the COVID-19 pandemic. | |
| 6. Warehouses provide a broad range of jobs for people of every level of education and skillset. Warehouses and the logistics industry offer jobs that lead to upward ability. This job creation is a socioeconomic benefit that the proposed ISR's onerous costs would threaten. | 63-7 |
| 7. The proposed ISR seeks to "indirectly" regulate the trucking industry through the Warehouse industry. The District should publicly explain how it has the jurisdiction/authority to regulate a mobile source that is such an integral part of interstate commerce as the trucking industry. | 63-8 |

Thank you for your attention to these comments. Please include these comments as part of the official record for Proposed Rule 2305 (Warehouse Indirect Source Rule) so that all SCAQMD Board Members may have the opportunity to review the above.	63-9
---	------

Sincerely,


Richard Markuson



March 4, 2021

Ian MacMillan
Victor Juan
South Coast Air Quality Management District
21865 Copley Drive
Diamond Bar, California 91765-4178
Sent Via Email: imacmillan@aqmd.gov / vjuan@aqmd.gov

Subject: Comments on Proposed Rule 2305 (Warehouse Indirect Source Rule)

Dear Mr. MacMillan:

My name is Rachel Wang, from ViewSonic Corporation. I am writing this letter to oppose the adoption of Rule 2305 (Indirect Source Rule) ("ISR"). Warehouses are integral to the Southern California logistics industry. The logistics industry plays a crucial role in the response to the COVID-19 pandemic—not only in the distribution of medical supplies, vaccines, and equipment but also in delivering goods to a public that has become increasingly dependent on e-commerce.

64-1

The District's proposed ISR seems to be a misguided policy during the COVID-19 pandemic. The District is pursuing a regulation targeting a sector that serves as a lifeline to our region and the nation and is deemed essential by federal and state governments. Under the current draft rule, reporting obligations begin only 60 days from rule adoption. The substantive WAIRE Points obligations will commence as soon as July 2021.

The following further comments are provided in response to the District's Proposed Rule 2305:

1. This rule would impose additional/permanent costs on warehouses of approximately \$.90 per square foot. This extra cost would amount to targeting a specific essential industry with \$1 billion in annual fees during the worst possible time and while responding to the pandemic's challenges on behalf of our nation.

64-2

2. It is not feasible to comply with the ISR due to the following:

- a) The proposed rule requires warehouses to control truck fleets and decrease truck emissions. Yet, warehouse operators are not able to accomplish this task.
- b) Warehouses have no control over how truck engines are manufactured.
- c) Warehouses do not own truck fleets, nor do they control what type of trucks shipping companies purchase.
- d) Warehouse operators do not control which trucks come to warehouses, when they arrive, where they come from, or any other variables related to truck trips.

64-3

3. The technology is not available to accomplish items on the WAIRE menu. For example, there are no heavy-duty electric trucks available that are viable from a technology and/or economically reasonable standard.

64-4

4. Warehouses have been deemed to be essential businesses by the State for important reasons including:
a) The approximately 18 million people who live in Southern California rely on

64-5

warehouses as an integral part of the goods movement system to get them the items they need to survive, like food, medical supplies, clothes etc. 64-5 (cont'd)

5. This rule creates tremendous uncertainty in the economy as the full negative impact of this ISR is not known. 64-6

- a) Uncertainty should not be created in this critical, essential business sector, especially considering the current economic downturn/unemployment crisis associated with the COVID-19 pandemic.

6. Warehouses provide a broad range of jobs for people of every level of education and skillset. Warehouses and the logistics industry offer jobs that lead to upward ability. This job creation is a socioeconomic benefit that the proposed ISR's onerous costs would threaten. 64-7

7. The proposed ISR seeks to "indirectly" regulate the trucking industry through the Warehouse industry. The District should publicly explain how it has the jurisdiction/authority to regulate a mobile source that is such an integral part of interstate commerce as the trucking industry. 64-8

Thank you for your attention to these comments. Please include these comments as part of the official record for Proposed Rule 2305 (Warehouse Indirect Source Rule) so that all SCAQMD Board Members may have the opportunity to review the above. 64-9

Respectfully,



Rachel Wang
Director, Logistics & Sales Support
ViewSonic Corporation

Cc: Governing Board Members



March 5, 2021

Chair Burke and Members of the Governing Board
South Coast Air Quality Management District
21865 Copley Drive
Diamond Bar, CA 91765

Re: Item No. 2.B – Set Public Hearing April 2, 2021 to Adopt Proposed Rules 2305 and 316 (Warehouse Indirect Source Rule)

Dear Chair Burke and Members of the Governing Board:

On behalf of Earthjustice, we submit these comments on the warehouse indirect source rule, a critical regulation that will protect the health and safety of communities who live and work adjacent to warehouses and finally address the region's pollution crisis. Specifically, we request that the Governing Board set public hearing on April 2, 2021 to adopt Proposed Rules 2305 and 316. This rule has been years in the making, and all the while communities continue to suffer high levels of pollution from the freight industry. The agency's vision and leadership in the development and adoption of a strong regulation will advance the warehouse industry's long overdue transition to zero-emissions and prioritize the frontline communities who are disproportionately harmed by this industry every day.

65-1

As is well documented by now, the COVID-19 pandemic has devastated communities in our region and continues to exacerbate the health impacts of poor air quality, just as we had one of the worst smog seasons in decades. Meanwhile, warehouses and ports have had record-breaking profit levels as consumers increasingly rely on e-commerce,¹ further compounding the health risks that nearby communities are already forced to shoulder. While those with ownership stakes in the freight system have profited handsomely, reportedly "raking in all the chips in the changing landscape brought on by the coronavirus crisis,"² communities, particularly low-income communities and communities of color, have suffered the brunt of the air pollution harms.

65-2

Proposed Rule 2305 will mean significant benefits to our region in reduced smog-forming emissions and the creation of meaningful, good quality jobs that put people to work to clean up warehouse pollution through retrofitting warehouses with clean transportation and clean

65-3

¹ See Justin Ho, [As imports boom, warehouses fill up, and businesses face a storage shortage](#), Marketplace (Oct. 1, 2020).

² Greg Cornfield, [Southern California industrial real estate market: What to know for 2021](#), Commercial Observer (Feb. 3, 2021).

energy resources. Moreover, it will mean the Governing Board finally delivering on its promise made years ago to adopt an indirect source rule to control pollution from freight facilities.

65-3
(cont'd)

We appreciate your consideration of these comments, and the Air District staff's hard work on this important, life-saving rule. We look forward to working together with the staff and Governing Board to prioritize public health, create good quality jobs, and help our region finally achieve clean air by adopting this vital rule on April 2.

65-4

Sincerely,



Michelle Ghafar
Adrian Martinez
Regina Hsu
Earthjustice

cc:

Wayne Natri
Executive Officer
South Coast Air Quality Management District
wnatri@aqmd.gov

Sarah Rees
Deputy Executive Officer
Planning, Rule Development & Area Sources
srees@aqmd.gov

Ian MacMillan
Planning and Rules Manager
South Coast Air Quality Management District
imacmillan@aqmd.gov

Victor Juan
Program Supervisor
South Coast Air Quality Management District
vjuan@aqmd.gov









National Association of
Chemical Distributors






Comments on Proposed Rule 2305 (Warehouse Indirect Source Rule)

 Jennifer Ward <jward@ocbc.org>
To: Ian MacMillan; Victor Juan

 You forwarded this message on 3/26/2021 5:14 PM.
If there are problems with how this message is displayed, click here to view it in a web browser.

 Warehouse ISR_Oppose_SCAQMD.pdf
1 MB

Reply

Dear Mr. MacMillan:

The Orange County Business Council (OCBC) opposes the adoption of Rule 2305 (Indirect Source Rule). Please see the attached letter for further details. Thank you for your consideration.

Jennifer Ward
Sr. Vice President of Advocacy and Government Affairs
Orange County Business Council

2 Park Plaza, Suite 100 | Irvine, CA 92614
C: 530.219.1845 | O: 949.794.7215 | jward@ocbc.org



RESILIENT OC
ORANGE COUNTY
BUSINESS COUNCIL
THE LEADING VOICE OF BUSINESS
www.ocbc.org and www.LocationOC.com

The California Trucking Association, the California Chamber of Commerce, and the **55** undersigned organizations submit this letter in strong opposition to the South Coast Air Quality Management District's (SCAQMD) proposed Warehouse Indirect Source Rule (ISR).

The draft ISR creates a complicated system of Warehouse Actions and Investments to Reduce Emissions (WAIRE) Points that must be earned by owners and operators of warehouses, mostly through a fee on warehouse operators or by turnover of already regulated mobile sources. This rule is a costly and duplicative effort that fails to achieve demonstrable improvements in air quality in the South Coast basin.

The goods movement system serves as the lifeblood of California's economy, delivering essential goods, services, and medicines. Never has this industry been more important than during the COVID-19 pandemic. Grocery store shelves have been stocked, vaccines delivered, and small retailers kept alive by e-commerce thanks to the power of the modern supply chain, allowing Californians to shelter in place and abate the spread of COVID-19.

Goods movement also powers blue-collar jobs vital to our economy. An estimated 1 in 22 jobs in Southern California are tied to the logistics industry.

California has the cleanest supply chain in the United States. Thanks to two decades of investment in the cleanest available equipment, including early adoption by our collective members, localized emissions associated with warehouses have never been lower, falling by over 95% in the last decade.

66-1

66-2

66-3

66-4

66-5

As you know, California is the only state in the nation with the power to regulate mobile sources pursuant to its waiver under federal Clean Air Act. The California Air Resources Board (CARB) has used this power to adopt the country's strictest emission laws, including adopting the world's first mandate to manufacture and sell zero-emission commercial vehicles. CARB has also stated its intent to adopt regulations by the end of 2021 that will require nearly every equipment type at warehouses to operate in a zero-emission mode.

66-6

SCAQMD's proposed Warehouse ISR is duplicative of these regulations, exceeds the District's authority to regulate mobile sources, and will create burdensome, expensive requirements for the supply chain for questionable environmental benefit.

66-7

SCAQMD has justified the draft rule by stating that additional action is necessary to address ozone and NOx concentrations in the basin. With respect to NOx, a recent technical analysis of the draft staff report found that SCAQMD does not adequately demonstrate that the proposed Warehouse ISR will provide NOx reductions beyond those generated by CARB regulations, despite the enormous costs that will be involved in complying with this rule.

66-8

Further, as stated during AQMD's Scientific, Technical & Modeling Peer Review Advisory Group Meeting on January 27, 2021, the small quantities of NOx reductions generated by this rule will not be sufficient to decrease the ozone concentrations in the basin.

Duplicative rulemaking by CARB and the SCAQMD that does not move the needle on environmental benefit in the basin not only wastes the state's resources, but unnecessarily increases the cost of compliance for an industry that is gearing up for the all-electric future envisioned by CARB and Governor Newsom. We ask SCAQMD to reconsider this untimely, duplicative, and costly regulation and work with industry to develop a rule that takes into account the emissions reductions due to CARB rulemaking and appropriately addresses emissions that are within the bounds of SCAQMD authority.

66-9

If you have any questions, please feel free to contact:

Chris Shimoda, VP of Government Affairs
California Trucking Association
cshimoda@caltrux.org

Leah Silverthorn, Policy Advocate
California Chamber of Commerce
Leah.Silverthorn@calchamber.com

66-10

Thank You,

California Trucking Association
California Chamber of Commerce
Beaumont Chamber of Commerce
Big Bear Chamber of Commerce
Building Owners and Managers Association of California
Building Owners and Managers Association of Los Angeles
Californians for Affordable and Reliable Energy
California Beer and Beverage Distributors

California Business Properties Association
California Business Roundtable
California Distributors Association
California Fuels and Convenience Alliance
California Manufacturers and Technologies Association
California Railroads Association
California Retailers Association
California Taxpayers Association
Carson-Dominguez Employers Alliance
Chino Valley Chamber of Commerce
Construction Industry Air Quality Coalition
Engineering Contractors Association
Fontana Chamber of Commerce
Futureports
Greater Coachella Valley Chamber
Greater High Desert Chamber of Commerce
Greater Ontario Business Council
Harbor Trucking Association
Hemet/San Jacinto Chamber of Commerce
Highland Area Chamber of Commerce
Industry Business Council
Inland Action
Inland Empire Economic Partnership
International Council of Shopping Centers
International Warehouse Logistics Association
Long Beach Area Chamber of Commerce
Los Angeles Area Chamber of Commerce
Los Angeles County Business Federation (BizFed)
Moreno Valley Chamber of Commerce
Murrieta/Wildomar Chamber of Commerce
NAIOP of California
NAIOP Inland Empire
NAIOP SoCAL
National Association of Chemical Distributors
Orange County Business Council
Pacific Merchant Shipping Association
Perris Valley Chamber of Commerce
Pomona Chamber of Commerce
Rancho Cucamonga Chamber
Rebuild SoCal Partnership
Redlands Chamber of Commerce
San Gabriel Valley Economic Partnership
Southern California Leadership Council

Temecula Valley Chamber of Commerce
Upland Chamber of Commerce
Western Aerosol Information Bureau
Wilmington Chamber of Commerce

cc:
SCAQMD Governing Board Members

March 6, 2021

Ian MacMillan
Victor Juan
South Coast Air Quality Management District
21865 Copley Drive
Diamond Bar, California 91765-4178
Sent Via Email: imacmillan@aqmd.gov / vjuan@aqmd.gov

Subject: Comments on Proposed Rule 2305 (Warehouse Indirect Source Rule)

Dear Mr. MacMillan:

The Multicultural Business Alliance opposes the adoption of Rule 2305 (Indirect Source Rule). Warehouses are integral to the Southern California logistics industry. The logistics industry plays a crucial role in the response to the COVID-19 pandemic—not only in the distribution of medical supplies, vaccines, and equipment but also in delivering goods to a public that has become increasingly dependent on e-commerce.

67-1

The District's proposed ISR seems to be a misguided policy during the COVID-19 pandemic. The District is pursuing a regulation targeting a sector that serves as a lifeline to our region and the nation and is deemed essential by federal and state governments. Under the current draft rule, reporting obligations begin only 60 days from rule adoption. The substantive WAIRE Points obligations will commence as soon as July 2021.

67-2

The following further comments are provided in response to the District's Proposed Rule 2305:

1. This rule would impose additional/permanent costs on warehouses of approximately \$.90 per square foot. This extra cost would amount to targeting a specific essential industry with \$1 billion in annual fees during the worst possible time and while responding to the pandemic's challenges on behalf of our nation.

67-3

2. It is not feasible to comply with the ISR due to the following:

- a) The proposed rule requires warehouses to control truck fleets and decrease truck emissions. Yet, warehouse operators are not able to accomplish this task.
- b) Warehouses have no control over how truck engines are manufactured.
- c) Warehouses do not own truck fleets, nor do they control what type of trucks shipping companies purchase.
- d) Warehouse operators do not control which trucks come to warehouses, when they arrive, where they come from, or any other variables related to truck trips.

67-4

3. The technology is not available to accomplish items on the WAIRE menu. For example, there are no heavy-duty electric trucks available that are viable from a technology and/or economically reasonable standard.

67-5

4. Warehouses have been deemed to be essential businesses by the State for important reasons including:	
a) The approximately 18 million people who live in Southern California rely on warehouses as an integral part of the goods movement system to get them the items they need to survive, like food, medical supplies, clothes etc.	67-6
5. This rule creates tremendous uncertainty in the economy as the full negative impact of this ISR is not known.	
a) Uncertainty should not be created in this critical, essential business sector, especially considering the current economic downturn/unemployment crisis associated with the COVID-19 pandemic.	67-7
6. Warehouses provide a broad range of jobs for people of every level of education and skillset. Warehouses and the logistics industry offer jobs that lead to upward ability. This job creation is a socioeconomic benefit that the proposed ISR's onerous costs would threaten.	67-8
7. The proposed ISR seeks to "indirectly" regulate the trucking industry through the Warehouse industry. The District should publicly explain how it has the jurisdiction/authority to regulate a mobile source that is such an integral part of interstate commerce as the trucking industry.	67-9
Thank you for your attention to these comments. Please include these comments as part of the official record for Proposed Rule 2305 (Warehouse Indirect Source Rule) so that all SCAQMD Board Members may have the opportunity to review the above.	67-10

Respectfully,

Roberto C. Arnold, Multicultural Business Alliance

Cc: Governing Board Members



March 8, 2021

I, Mosen Asgari being the President of Tabletops Unlimited Inc. known as one of the major distributor of houseware since 1983 in Carson California, express our strong opposition to the South Coast Air Quality Management District's (SCAQMD) proposed Warehouse Indirect Source Rule (ISR).

68-1

The draft ISR creates a complicated system of Warehouse Actions and Investments to Reduce Emissions "WAIRE Points" that must be earned by owners and operators of warehouses, mostly through a fee on warehouse operators. This rule is a costly and duplicative effort that is not poised to achieve demonstrable improvements in air quality in the South Coast basin.

68-2

The goods movement system serves as the lifeblood of California's economy, delivering essential goods, services, and medicines. Never has this industry been more important than during the COVID-19 pandemic. Grocery store shelves have been stocked, vaccines delivered, and small retailers kept alive by e-commerce thanks to power of the modern supply chain, allowing Californians to shelter in place and abate the spread of COVID-19.

68-3

Goods movement also powers blue-collar jobs vital to our economy. An estimated 1 in 22 jobs in Southern California are tied to the logistics industry.

68-4

California has the cleanest supply chain in the United States. Thanks to two decades of investment in the cleanest available equipment, including early adoption by our collective members, localized emissions associated with warehouses have never been lower, falling by over 95% in the last decade. The warehouse operators are paying millions of dollars in pier pass to help improve the South Coast Air Quality by helping the trucking companies to use new trucks to reduce the emissions.

68-5

As you know, California is the only state in the nation with the power to regulate mobile sources pursuant to its waiver under federal Clean Air Act. The California Air Resources Board (CARB) has used this power to adopt the country's strictest emission laws, including adopting in July the world's first mandate to manufacture and sell zero-emission commercial vehicles. CARB has also stated its intent to adopt regulations that will require nearly every equipment type at warehouses to operate in a zero-emission mode within the next year.

68-6

SCAQMD's proposed Warehouse ISR is duplicative of these regulations, exceeds the District's authority to regulate mobile sources, and will create burdensome, expensive requirements for the supply chain for questionable environmental benefit.

During presentations, SCAQMD justified the draft rule by stating that additional action is necessary to address ozone and NO_x concentrations in the basin. With respect to NO_x, a recent technical analysis of the draft staff report found that the report does not adequately demonstrate that the proposed Warehouse ISR will provide NO_x reductions beyond those generated by CARB regulations, despite the enormous costs that will be involved in complying with this rule.

Further, as stated during AQMD's Scientific, Technical & Modeling Peer Review Advisory Group Meeting on January 27, 2021, the small quantities of NO_x reductions generated by this rule will not be sufficient to decrease the ozone concentrations in the basin. One is left with the impression that the rule, instead of addressing environmental concerns, is being used as a funding mechanism.

68-7

Duplicative rulemaking by CARB and the SCAQMD that does not move the needle on environmental benefit in the basin not only wastes the state's resources, but unnecessarily increases the cost of compliance for an industry that is gearing up for the all-electric future envisioned by CARB and Governor Newsom. We hope SCAQMD will reconsider this untimely, duplicative, and costly regulation and work with industry to develop a rule that takes into account the emissions reductions that already will occur due to CARB rulemaking and appropriately addresses emissions that are within the bounds of SCAQMD authority.

Sincerely,

A handwritten signature in black ink, appearing to read 'Mohsen Asgari', with a large, sweeping flourish at the end.

Mohsen Asgari
President



Todd R. Rouse, Manager
Environmental Policy
Global Regulatory Development

General Motors Global Headquarters
MC: 482-C30-B92
300 Renaissance Center
Detroit, MI 48265-3000
Phone : 419-205-2667

March 12, 2021

Mr. Ian MacMillan
Planning & Rule Manager
South Coast Air Quality Management District (SCAQMD)
21865 Copley Dr
Diamond Bar, CA 91765-4178

Transmitted via e-mail

RE: Proposed Rule 2305 – Warehouse Indirect Source Rule – Warehouse Actions and Investments to Reduce Emissions (WAIRE) Program

Dear Mr. MacMillan,

General Motors (GM) supports South Coast Air Quality Management District's innovative approach to begin the transition to zero emission trucks in the region through the implementation of Proposed Rules 2305 and 316.

69-1

GM owns and operates one warehouse in Rancho Cucamonga for smaller aftermarket auto parts and operates one warehouse in Fontana for bulk aftermarket auto parts. Both warehouses are roughly 400,000ft². These warehouses supply GM auto parts to much of the Pacific Coast region and are part of GM's Customer Care and Aftersales warehousing network. Globally, GM offers hundreds of thousands of parts, with about 8% of its annual volume flowing through California.

General Motors' vision is a world with Zero Crashes, Zero Emissions, and Zero Congestion. Our company's recent announcements show we are committed to our vision's emissions strategy by aspiring to only sell electric vehicles in our light-duty portfolio by 2035. Additionally, GM plans to achieve carbon neutrality by 2040. GM is also expanding its Zero Emissions vehicle strategy into the goods movement market through the addition of BrightDrop commercial electric vehicles and pallets and through collaborative agreements with Nikola and Navistar to produce fuel cell powered semi-trucks.

69-2

Clearly, GM cannot fulfill its vision of Zero Emissions without sound energy and environmental policies that encourage and enable the shift to electric vehicles. Accelerating the transition to a Zero Emission future will require a comprehensive suite of well-designed policies and incentives, including vehicle incentives, utility engagement and infrastructure support, and complementary policies to reduce costs and overcome hurdles.

69-3

Like many of the warehouses in operation in the South Coast District, GM does not own the fleets that service our warehouses and must work with our suppliers and partners to encourage this transition. The Warehouse ISR directs a gradual transition through a phased-in approach that allows warehouses both time to phase in the use of zero emission trucks and offers flexibility in

69-4

achieving WAIRE points obligations through other projects such as installing zero emission charging or fueling infrastructure, installing onsite solar panels, or through the use of an approved custom approach. As this is a first-of-its-kind regulation striving to encourage rapid uptake of vehicles that are in the early stages of pre-commercial or early commercial deployment, GM also believes the proposed stringency factor is appropriate to encourage this transition while providing needed flexibilities. Implementing this regulation now – in conjunction with complementary policies such as incentives and infrastructure support – will likely speed up the transition to cleaner air quality directly in the communities where warehouses are abundant providing a better quality of life for our employees and neighbors.

69-4
(cont'd)

Please reach out with any questions to Todd Rouse, Environmental Policy Manager, at todd.rouse@gm.com or 419-205-2667.

Respectfully,

Todd Rouse
Environmental Policy Manager
Phone: 419-205-2667
Email: todd.rouse@gm.com



March 16, 2021

Victor Juan, Program Supervisor
South Coast Air Quality Management District
28165 Copley Drive
Diamond Bar, CA 91765

Re: Proposed Rule 2305: Warehouse Indirect Source - WAIRE Program

Dear Mr. Juan,

Orange EV looks forward to the upcoming implementation of the Warehouse ISR and the many benefits it will bring to Southern California's air quality. As the makers of 100% pure electric terminal tractors, we appreciate the SCAQMD's acknowledgement that zero-emissions (ZE) technologies offer the most proven and efficient way to enact comprehensive air quality advances for the benefit of community health.

70-1

We believe your preference for zero-emission vehicles within this rule is especially important as it sends a strong signal to fleets that ZE heavy-duty trucks are, indeed, the future of California's goods movement industry. Not only will ZE fleets prove invaluable for the state's economy, but – with 42% of NOx emissions in Southern California coming directly from goods movement – this transition stands to dramatically improve local and regional air conditions. Furthermore, including non-ZE vehicles in the program would only prolong the use of combustion vehicles in this application and would also perpetuate the pipeline of those vehicles to secondary markets.

70-2

Orange EV respects the goals of the San Bernardino/Muscoy AB 617 Community Steering Committee as key partners in your efforts to mitigate against the negative effects of mobile indirect sources powered by combustion engines. As stated unequivocally in their Community Emissions Reduction Plan (CERP), addressing emissions from warehouses is vital for improving neighborhood air quality throughout the specially designated community and beyond. We recognize the Warehouse ISR as an integral part of SCAQMD's efforts to address the larger climate crisis while simultaneously prioritizing environmental justice for those living communities near warehouses.

70-3

Orange EV's T-Series terminal tractor has been chosen by more than 85 fleets across 18 states, Canada, and the Caribbean, and our fleet has surpassed 734,000 key-on hours and driven over 2.3 million miles. In short, we have proven that 100% pure electric yard trucks can be successfully deployed in commercial operation at warehouses and rail yards. As such, we urge the SCAQMD not to be distracted from its goal of bringing about real and dramatic air quality improvements by allowing near-zero-emission and combustion engine-powered yard trucks to earn points from the WAIRE menu.

70-4

Thank you for considering these comments regarding this important regulation. While challenges may lie ahead for growing ZE fleets across the region, we appreciate that the SCAQMD is committed to this course of action and trust you shall remain so long into the future.

70-5

Respectfully,

Jason Dake
Vice-President of Legal and Regulatory Affairs



909 355-4100
8600 Banana Avenue
Fontana, CA 92335, United States
RDSRally.com

March 12, 2021

Victor Juan
South Coast Air Quality Management District
28165 Copley Drive
Diamond Bar, CA 91765

Re: Proposed Rule 2305: Warehouse Indirect Source – WAIRE Program

Dear Mr. Juan,

We would like to take this opportunity to provide feedback in support of our goal as an organization towards reducing emissions. At our Fontana campus we have replaced our gas forklifts and yard spotters and have now nearly completely replaced all movable equipment with electric powered units. We also installed two CARB compliant automatic generators to become self-sufficient when the GRID failed to function.

71-1

In collaboration with one of our large accounts located in Ontario, CA, we are in the process of converting our diesel yard spotters with new electric units. This transition will help this client meet its Corporate 2050 zero emissions objectives.

71-2

The benefits of zero emission yard spotter equipment in addition to reducing emissions are driver safety. Zero fuel exhaust, noise is minimal and ease of use due to minimal vibration during operation. With a goal of achieving zero emissions and reducing our carbon footprint, we will also be purchasing zero emission yard spotters for our new campus in Bloomington, CA.

71-3

Should you have any questions about our goals or experience with zero emission yard tractors, please do not hesitate to contact me directly.

71-4

Sincerely,

Debbie Thomas
Vice President Logistics Solutions
RDS Logistics Group
Debbie.thomas@rdsrally.com
(909) 630-6708



SitOnIt • Seating®

IDEON®

symmetry®

To whom it may concern,

In response to: Proposed Rule 2305 WAIRE PROGRAM

Upon review of the proposed rule 2305 WAIRE PROGRAM as a business that employs over 500+ associates locally we strongly urge the SCAQMD to reconsider this rule. If passed this will not only jeopardize jobs but without doubt drive us to include other providers out of Southern California.

72-1

Sincerely,

David Nester

Facilities Manager

P: 714-995-4800 x 518

M: 714-713-7899

Dnester@exemplis.com

one place. every space.™

SitOnIt • Seating®

6415 Katella Ave, Cypress, CA 90630

March 3, 2021

Ian MacMillan
Victor Juan
South Coast Air Quality Management District
21865 Copley Drive
Diamond Bar, California 91765-4178
Sent Via Email: imacmillan@aqmd.gov / vjuan@aqmd.gov

Subject: Comments on Proposed Rule 2305 (Warehouse Indirect Source Rule)

Dear Mr. MacMillan:

We oppose the adoption of Rule 2305 (Indirect Source Rule). Warehouses are integral to the Southern California logistics industry. The logistics industry plays a crucial role in the response to the COVID-19 pandemic—not only in the distribution of medical supplies, vaccines, and equipment but also in delivering goods to a public that has become increasingly dependent on e-commerce.

73-1

The District's proposed ISR seems to be a misguided policy during the COVID-19 pandemic. The District is pursuing a regulation targeting a sector that serves as a lifeline to our region and the nation and is deemed essential by federal and state governments. Under the current draft rule, reporting obligations begin only 60 days from rule adoption. The substantive WAIRE Points obligations will commence as soon as July 2021.

73-2

The following further comments are provided in response to the District's Proposed Rule 2305:

73-3

1. This rule would impose additional/permanent costs on warehouses of approximately \$.90 per square foot. This extra cost would amount to targeting a specific essential industry with \$1 billion in annual fees during the worst possible time and while responding to the pandemic's challenges on behalf of our nation.

2. It is not feasible to comply with the ISR due to the following:

73-4

- a) The proposed rule requires warehouses to control truck fleets and decrease truck emissions. Yet, warehouse operators are not able to accomplish this task.
- b) Warehouses have no control over how truck engines are manufactured.
- c) Warehouses do not own truck fleets, nor do they control what type of trucks shipping companies purchase.
- d) Warehouse operators do not control which trucks come to warehouses, when they arrive, where they come from, or any other variables related to truck trips.

3. The technology is not available to accomplish items on the WAIRE menu. For example, there are no heavy-duty electric trucks available that are viable from a technology and/or economically reasonable standard.

73-5

4. Warehouses have been deemed to be essential businesses by the State for important reasons including:

73-6

- a) The approximately 18 million people who live in Southern California rely on warehouses as an integral part of the goods movement system to get them the items they need to survive, like food, medical supplies, clothes etc.

5. This rule creates tremendous uncertainty in the economy as the full negative impact of this ISR is not known.

- a) Uncertainty should not be created in this critical, essential business sector, especially considering the current economic downturn/unemployment crisis associated with the COVID-19 pandemic.

6. Warehouses provide a broad range of jobs for people of every level of education and skillset. Warehouses and the logistics industry offer jobs that lead to upward ability. This job creation is a socioeconomic benefit that the proposed ISR's onerous costs would threaten.

73-7

7. The proposed ISR seeks to "indirectly" regulate the trucking industry through the Warehouse industry. The District should publicly explain how it has the jurisdiction/authority to regulate a mobile source that is such an integral part of interstate commerce as the trucking industry.

73-8

Thank you for your attention to these comments. Please include these comments as part of the official record for Proposed Rule 2305 (Warehouse Indirect Source Rule) so that all SCAQMD Board Members may have the opportunity to review the above.

73-9

Respectfully,



Donald E. Kazanjian
Lee & Associates Commercial Real Estate Services

Cc: Governing Board Members

March 3, 2021

Ian MacMillan
Victor Juan
South Coast Air Quality Management District
21865 Copley Drive
Diamond Bar, California 91765-4178
Sent Via Email: imacmillan@aqmd.gov / vjuan@aqmd.gov

Subject: Comments on Proposed Rule 2305 (Warehouse Indirect Source Rule)

Dear Mr. MacMillan:

As a building owner, we oppose the adoption of Rule 2305 (Indirect Source Rule). Warehouses are integral to the Southern California logistics industry. The logistics industry plays a crucial role in the response to the COVID-19 pandemic—not only in the distribution of medical supplies, vaccines, and equipment but also in delivering goods to a public that has become increasingly dependent on e-commerce.

74-1

The District's proposed ISR seems to be a misguided policy during the COVID-19 pandemic. The District is pursuing a regulation targeting a sector that serves as a lifeline to our region and the nation and is deemed essential by federal and state governments. Under the current draft rule, reporting obligations begin only 60 days from rule adoption. The substantive WAIRE Points obligations will commence as soon as July 2021.

74-2

The following further comments are provided in response to the District's Proposed Rule 2305:

1. This rule would impose additional/permanent costs on warehouses of approximately \$.90 per square foot. This extra cost would amount to targeting a specific essential industry with \$1 billion in annual fees during the worst possible time and while responding to the pandemic's challenges on behalf of our nation.

74-3

2. It is not feasible to comply with the ISR due to the following:

- a) The proposed rule requires warehouses to control truck fleets and decrease truck emissions. Yet, warehouse operators are not able to accomplish this task.
- b) Warehouses have no control over how truck engines are manufactured.
- c) Warehouses do not own truck fleets, nor do they control what type of trucks shipping companies purchase.
- d) Warehouse operators do not control which trucks come to warehouses, when they arrive, where they come from, or any other variables related to truck trips.

74-4

3. The technology is not available to accomplish items on the WAIRE menu. For example, there are no heavy-duty electric trucks available that are viable from a technology and/or economically reasonable standard.

74-5

4. Warehouses have been deemed to be essential businesses by the State for important reasons including:

- a) The approximately 18 million people who live in Southern California rely on warehouses as an integral part of the goods movement system to get them the items they need to survive, like food, medical supplies, clothes etc.

74-6

5. This rule creates tremendous uncertainty in the economy as the full negative impact of this ISR is not known.

- a) Uncertainty should not be created in this critical, essential business sector, especially considering the current economic downturn/unemployment crisis associated with the COVID-19 pandemic.

6. Warehouses provide a broad range of jobs for people of every level of education and skillset. Warehouses and the logistics industry offer jobs that lead to upward ability. This job creation is a socioeconomic benefit that the proposed ISR's onerous costs would threaten.

74-7

7. The proposed ISR seeks to "indirectly" regulate the trucking industry through the Warehouse industry. The District should publicly explain how it has the jurisdiction/authority to regulate a mobile source that is such an integral part of interstate commerce as the trucking industry.

74-8

Thank you for your attention to these comments. Please include these comments as part of the official record for Proposed Rule 2305 (Warehouse Indirect Source Rule) so that all SCAQMD Board Members may have the opportunity to review the above.

74-9

Respectfully,



Don Kazanjian
KLK Vineyard, LLC.

Cc: Governing Board Members



March 16, 2021

Sarah Rees, Deputy Executive Officer
Ian MacMillan, Planning and Rules Manager
Victor Juan, Program Supervisor
South Coast Air Quality Management District
21865 Copley Drive
Diamond Bar, CA 91765

Sent via Email

Re: Proposed Warehouse Indirect Source Rule ("ISR")

Dear Ms. Rees, Mr. MacMillan and Mr. Juan,

Howard Industrial Partners ("HIP") is a developer of warehouse and industrial buildings throughout the Southern California basin. The principals at HIP have a combined seventy years of experience working in the markets throughout the basin and we have dealt with an entitlement landscape over the years that has become more and more complicated. We have continued to be at the forefront of designing our buildings to meet stringent environmental standards. We believe, however, that the ISR is an overreach by SCAQMD that is complicated and costly and we question its ability to demonstrably improve air quality. That is why we strongly oppose the adoption of this rule.

75-1

There are so many ways that the expansion of the warehouse/industrial markets in Southern California is improving the quality of life for its citizens. This has been especially true during the COVID-19 pandemic as efficient goods movement provided by the influx of regional and local warehousing has allowed goods to be available for the multitude of people sheltering in place to avoid spreading COVID-19. The expansion has also created more blue-collar jobs in areas of the basin where unemployment has tended to be higher that are vital to our economy.

75-2

It is not an exaggeration to say that a rule like the ISR could have a profound negative effect on future development of warehouse space in the basin. Having worked in this area for the last 35 years, the principals of HIP have seen firsthand how the addition of a complicated system that penalizes tenants and landlords can dampen demand and supply alike. This would obviously reduce the benefits that increased warehouse development would provide.

75-3

California already has the most stringent requirements of any state, the cleanest supply chain of any state, and has seen a tremendous reduction in emissions associated with warehouse activities over the last decade at the same time there has been an influx of warehouse development. Given

75-4


the positive news coming from the warehouse sector, it seems like overkill to introduce another piece of legislation to further hinder its growth.

75-4
(cont'd)

HIP remains committed to developing warehouse projects that meet the needs of consumers in the Southern California markets but there is a real chance that rules like ISR could make our business virtually obsolete.

75-5

Sincerely,

A handwritten signature in black ink, appearing to read "Tim Howard", with a stylized, flowing script.

Timothy J. Howard

-----Original Message-----

From: Bryan Bradford <bryanbradford25@gmail.com>

Sent: Wednesday, March 17, 2021 9:48 AM

To: Clerk of Board <Front_PC@aqmd.gov>; Wayne Natri <wnatri@aqmd.gov>; Sarah Rees <SRees@aqmd.gov>; Ian MacMillan <imacmillan@aqmd.gov>

Subject: Support for the Indirect Source Rule

Dear Governing Board of the South Coast Air Quality Management District,

I'm a resident of the city of Riverside, and I'm writing to voice my support for the Indirect Source Rule that is soon to be considered by the Mobile Source Committee.

76-1

As someone who has made financial sacrifices to utilize clean energy and improve the health of our community, I believe the business community should be willing to do the same. I understand the need to preserve jobs, but the warehouse industry isn't going to abandon the Riverside area. Empty land near major ports is not a readily available resource, and they need us more than we need them. To require them to make an investment in the health of their employees and the other residents of our community is not unreasonable. Indeed, it is the ethical thing to do.

76-2

I hope the Mobile Source Committee will recognize the value of the ISR. Thank you for your consideration.

76-3

Best,

Bryan Bradford
4383 Oakwood Pl
Riverside, CA

ROCKEFELLER GROUP

March 17, 2021

Mr. Ian MacMillan
Mr. Victor Juan
South Coast Air Quality Management District
21865 Copley Drive
Diamond Bar, California 91765-4178
Sent Via Email: imacmillan@aqmd.gov / vjuan@aqmd.gov

Subject: Comments on Proposed Rule 2305 (Warehouse Indirect Source Rule)

Dear Mr. MacMillan:

Rockefeller Group opposes the adoption of Rule 2305 (Indirect Source Rule). Warehouses are integral to the Southern California logistics industry. The logistics industry plays a crucial role in the response to the COVID-19 pandemic—not only in the distribution of medical supplies, vaccines, and equipment but also in delivering goods to a public that has become increasingly dependent on e-commerce.

77-1

The District's proposed ISR seems to be a misguided policy during the COVID-19 pandemic. The District is pursuing a regulation targeting a sector that serves as a lifeline to our region and the nation and is deemed essential by federal and state governments. Under the current draft rule, reporting obligations begin only 60 days from rule adoption. The substantive WAIRE Points obligations will commence as soon as July 2021.

77-2

The following further comments are provided in response to the District's Proposed Rule 2305:

1. This rule would impose additional/permanent costs on warehouses of approximately \$.90 per square foot. This extra cost would amount to targeting a specific essential industry with \$1 billion in annual fees during the worst possible time and while responding to the pandemic's challenges on behalf of our nation.
2. It is not feasible to comply with the ISR due to the following:
 - a) The proposed rule requires warehouses to control truck fleets and decrease truck emissions. Yet, warehouse operators are not able to accomplish this task.
 - b) Warehouses have no control over how truck engines are manufactured.
 - c) Warehouses do not own truck fleets, nor do they control what type of trucks shipping companies purchase.
 - d) Warehouse operators do not control which trucks come to warehouses, when they arrive, where they come from, or any other variables related to truck trips.
3. The technology is not available to accomplish items on the WAIRE menu. For example, there are no heavy-duty electric trucks available that are viable from a technology and/or economically reasonable standard.
4. Warehouses have been deemed to be essential businesses by the State for important reasons including:
 - a) The approximately 18 million people who live in Southern California rely on warehouses as an integral part of the goods movement system to get them the items they need to survive, like food, medical supplies, clothes etc.

77-3

77-4

77-5

77-6

- | | |
|--|------|
| <p>5. This rule creates tremendous uncertainty in the economy as the full negative impact of this ISR is not known.</p> <p style="padding-left: 40px;">a) Uncertainty should not be created in this critical, essential business sector, especially considering the current economic downturn/unemployment crisis associated with the COVID-19 pandemic.</p> | 77-7 |
| <p>6. Warehouses provide a broad range of jobs for people of every level of education and skillset. Warehouses and the logistics industry offer jobs that lead to upward ability. This job creation is a socioeconomic benefit that the proposed ISR's onerous costs would threaten.</p> | 77-8 |
| <p>7. The proposed ISR seeks to "indirectly" regulate the trucking industry through the Warehouse industry. The District should publicly explain how it has the jurisdiction or authority to regulate a mobile source that is such an integral part of interstate commerce as the trucking industry.</p> | 77-9 |

<p>Thank you for your attention to these comments. Please include these comments as part of the official record for Proposed Rule 2305 (Warehouse Indirect Source Rule) so that all SCAQMD Board Members may have the opportunity to review the above.</p>	77-10
--	-------

Sincerely,

ROCKEFELLER GROUP



James V. Camp
Senior Managing Director

Cc: Governing Board Members



March 19, 2021

Ian MacMillan
Victor Juan
South Coast Air Quality Management District
21865 Copley Drive
Diamond Bar, California 91765-4178

*sent via email: imacmillan@aqmd.gov
vjuan@aqmd.gov*

Subject: Comments on Proposed Rule 2305 (Warehouse Indirect Source Rule)

Dear Messrs. MacMillan & Juan:

Pacific Industrial opposes the adoption of Rule 2305 (Indirect Source Rule). Warehouses are integral to the Southern California logistics industry and the industry plays a crucial role in the supply chain from food, medical supplies, household goods, clothing, equipment, and raw materials to just about everything that is consumed. As the public grows increasingly more dependent on e-commerce which has been accelerated by the COVID-19 pandemic, the resulting tax if ISR is implemented, has the consequence of crippling Southern California's supply infrastructure which is already reeling from COVID impact shortages and disruptions.

78-1

The District's proposed ISR seems to be a misguided policy especially during the COVID-19 pandemic. The District is pursuing a regulation targeting a sector that serves as a lifeline to our region and the nation and is deemed essential by federal and state governments. Under the current draft rule, reporting obligations begin only 60 days from rule adoption. The substantive WAIRE Points obligations will commence as soon as July 2021 with insufficient time for the warehousing industry to plan and prepare for proper implementation.

78-2

More importantly, Rule 2305 is targeting an industry with a specific tax to reduce emissions in the region yet the subject of the tax in this case, a warehouse, has no power to regulate the indirect sources. This seems illogical and is frustrating and confusing to business owners as to why they are being singled out. While true that trucks and autos visit warehouses and create emissions through the trips generated, the same sources also visit grocery stores, shopping malls, restaurants, hotels, airports, entertainment centers, retail centers, farms, manufacturing facilities, agricultural fields and nearly every other activity or service. In only targeting warehouses for a special tax under Rule 2305, ISR is rendered even more punitive by the arbitrary nature of its application.

78-3

In response to the proposed Rule 2305, we implore you to consider the following:

1. This rule would impose additional and permanent taxes on warehouses of approximately \$.90-\$1.00 per square foot. This tax would create an unfair burden on the warehousing industry which is providing an essential benefit to the economy.	
2. The ISR impact could generate an estimated \$1 billion in annual fees but no information has been provided to date on how those funds will be spent or what the expected return will be.	78-4
3. Most warehouses impacted under Rule 2305 are not household names with deep pockets but local and regional suppliers of key goods and materials. Some of those warehouse operators will not survive the impact of this tax further worsening the unemployment rate.	
4. As presented, it is not feasible to comply with the ISR as the proposed rule will require warehouses to control truck fleets and decrease truck emissions, but warehouse operators are not able to accomplish this task due to the following:	
a) Warehouses have no control over how truck engines are manufactured.	
b) Warehouses largely do not own truck fleets, nor do they control what type of trucks shipping companies purchase.	78-5
c) Warehouse operators do not control which trucks come to warehouses, when they arrive, where they come from, or any other variables related to truck trips.	
d) The technology is not available to accomplish items on the WAIRE menu. For example, there are no heavy-duty electric trucks available that are viable from a technology and/or economically reasonable standard.	
5. Warehouses have been deemed to be essential businesses by the State for important reasons as approximately 18 million people who live in Southern California rely on warehouses as an integral part of the goods movement system to get them the items they need to survive.	78-6
6. This rule creates tremendous uncertainty in the economy as the full negative impact of this ISR is not known.	78-7
7. Warehouses provide a broad range of jobs for people of every level of education and skillset. Warehouses and the logistics industry offer jobs that lead to upward ability. This job creation is a socioeconomic benefit that the proposed ISR's onerous costs would threaten.	78-8
8. The proposed ISR seeks to "indirectly" regulate the trucking industry through the warehouse industry. The District should publicly explain how it has the jurisdiction/authority to regulate a mobile source that is such an integral part of interstate commerce as the trucking industry.	78-9
While we live and work in Southern California and all support the goal of lowering emissions and promoting better health for our region and community, this is not the correct approach.	78-10

Thank you for your attention to these comments. Please include these comments as part of the official record for Proposed Rule 2305 (Warehouse Indirect Source Rule) so that all SCAQMD Board Members may have the opportunity to review the above.

78-10
(cont'd)

Respectfully,

A handwritten signature in blue ink, appearing to read "Terri Allen", with a stylized flourish at the end.

Terri Allen
Chief Operating Officer

cc: Governing Board Members



Allyssa Holcomb

Mobile No.

(949) 573-4936

Email Address

aholcomb@garrettllp.com

March 19, 2021

VIA ELECTRONIC MAIL (cob@aqmd.gov) AND VIA OVERNIGHT DELIVERY

Chair William Burke and Governing Board Members
South Coast Air Quality Management District
21865 Copley Drive
Diamond Bar, CA 91765-4178

Re: Comments to Proposed Rule 2305 – Warehouse Indirect Source Rule – Warehouse Actions and Investments to Reduce Emissions (WAIRE) Program (“PR2305”) and Proposed Rule 316 – Fees for Regulation XXIII (“PR316” and collectively with PR2305, the “Proposed Rules”)

Ladies and Gentlemen:

This firm represents Warland Investments Company and affiliated entities (collectively, “Warland”), which has real estate holdings consisting of over 3.5 million square feet of space within the South Coast area. Warland’s presence brings great value to the area by maintaining facilities that draw first-class operators. Warland is an interested party in that its holdings include numerous warehouses that would be impacted by the Proposed Rules referenced above. As such, Warland hereby respectfully submits its comments on the Proposed Rules prior to the final vote by South Coast Air Quality Management District (“SCAQMD”) regarding the same.

79-1

While Warland supports the SCAQMD’s intended objectives of reducing emissions of nitrogen oxides and particulate matter in order to improve air quality, Warland objects to adoption of the Proposed Rules as written for the reasons set forth below.

I. Lack of Legal Authority.

A. PR2035 Exceeds SCAQMD’s Indirect Source Rule Authority.

Section 40440 of the California Health and Safety Code authorizes SCAQMD to adopt indirect source rules that serve to provide controls (i) for areas of the South Coast District “in which there are high-level, localized concentrations of pollutants”, or (ii) related to “any new source that will have a significant effect on air quality in the South Coast Air Basin”.

79-2

Under PR2305 Section (b) (Applicability), PR2305 would apply to all owners and operators of warehouses located in the SCAQMD jurisdiction with at least 100,000 square feet of indoor floor space in a single building that may be used for warehousing activities by one or more warehouse operators. PR316 would apply to owners and operators of facilities subject to PR2305. Accordingly, as drafted, the Proposed Rules would apply to all warehouses of a certain size, without any regard to whether the warehouse in question is

either located in an area “in which there are high-level, localized concentrations of pollutants” or already exists and, therefore, is not a “new source”. This attempt to regulate warehouses based on size via an indirect source rule alone clearly exceeds SCAQMD’s authority pursuant to the California Health and Safety Code.

79-2
(cont'd)

B. SCAQMD Lacks Authority to Impose Special Taxes.

The Proposed Rules, if adopted, would require owners and operators of warehouses with at least 100,000 square feet of indoor space in a single building to either (i) reduce emissions through certain and arguably non-feasible methods, or (ii) pay a so-called “mitigation fee”. However, any such charge must meet certain requirements under the California Constitution to be deemed a permitted fee rather than a special tax. In this case, the proposed “mitigation fee” does not satisfy those requirements.

79-3

Proposition 26, approved by voters in 2010, expressly defined the distinction between taxes, which require a vote of two-thirds of the electorate in order to be enacted, and fees, which regulatory agencies have authority to impose. Any taxes or fees enacted on or after January 1, 2010 must comply with the requirements of Proposition 26, which became Article XIII C, section 1 to the California Constitution. The “mitigation fee” contemplated by the Proposed Rules is not a permitted fee under such section because it (i) does not provide a specific benefit to the payor, (ii) is not fairly apportioned among payors, (iii) generates money for a regulatory program, and (iv) is not reasonable. As such, the “mitigation fee” would be considered a special tax, rather than a fee, under the California Constitution. SCAQMD does not have authority to impose any special tax without first obtaining approval of two-thirds of the electorate, which approval has not yet been obtained.

II. The Proposed Rules Will Negatively Impact the South Coast Area.

The Proposed Rules unduly burdens warehouse owners and operators in that they would have to either assume substantial costs of upgrading their facilities and/or purchasing near-zero emission trucks, or assume an average annual compliance cost of approximately \$0.90/square foot as soon as the year 2025. Although improving air quality is important to South Coast businesses and residents, the Proposed Rules will substantially increase the costs to operate by warehouse owners and operators, which will in turn increase the costs of goods and services for those same businesses and residents. Even more critically, the Proposed Rules will almost certainly drive warehouse owners and operators, as well as jobs, out of the South Coast area. The potential negative economic impact of the Proposed Rules cannot be overstated and demands further evaluation.

79-4

79-5

III. Compliance with Proposed Rules is Not Feasible.

As noted by many other citizens and groups opposing the Proposed Rules, much remains unclear on how warehouse owners and operators would feasibly comply with the Proposed Rules. For example, numerous proposed scenarios in the Staff Report on the Proposed Rules (“PDSR”) suggest compliance could be achieved by purchasing near-zero emissions trucks with a gross vehicle weight rating of greater than 33,001 pounds; however, no such trucks are currently commercially available. As another example, the PDSR contemplates installing charging stations at warehouse facilities, but the PDSR lacks sufficient analysis on how warehouse charging stations would be built, where such charging stations would fit within existing warehouse properties, and how the existing electrical infrastructure is sufficient to support such charging

79-6

stations. In addition, the PDSR's "estimated" costs of compliance for the Proposed Rules are based on just eighteen (18) different theoretical scenarios; however, many other complicated compliance scenarios would be bound to arise and the projected cost of compliance for such scenarios remains unknown. Some potential credits are discussed in the PDSR and Proposed Rules, such as the State Implementation Plan Credit, but such credits are unclear and no defined guidelines exist to obtain such credits. At this time, compliance with the Proposed Rules appears generally unfeasible for most warehouse owners and operators, which suggests the proposed "mitigation fee" will ultimately serve as such parties' sole source of compliance. Adopting the Proposed Rules without first outlining reasonable metrics for compliance is unreasonable and will not achieve SCAQMD's stated objections of improving air quality.

79-7

79-8

79-9

In conclusion, the Proposed Rules should not be adopted as drafted. SCAQMD lacks legal authority to impose the PR2035 as an indirect source rule. The "mitigation fee" is not a permitted fee and, therefore, SCAQMD lacks authority to impose it. The Proposed Rules will profoundly impact warehouse owners and operators, which will, without question, negatively impact the South Coast economy as a whole. Finally, there are no feasible metrics for compliance outside of paying annual mitigation fees. We respectfully request that SCAQMD disapprove the Proposed Rules until the foregoing issues have been thoroughly and appropriately addressed and resolved.

79-10

Regards,



Allyssa J. Holcomb

cc: Mr. Carl W. Robertson, Jr. (via email)
Ms. Hope I. Warschaw (via email)

March 18, 2021

Chair Burke and Members of the Governing Board
South Coast Air Quality Management District
21865 Copley Drive
Diamond Bar, CA 91765
cob@aqmd.gov

Re: Comments on the Warehouse Indirect Source Rule (Proposed Rule 2305)

Dear Chair Burke and Members of the Governing Board,

We write to express our support for Proposed Rule 2305. GRID Alternatives is a nonprofit organization working towards a rapid and equitable transition to renewable energy. Solar power is key to promoting economic growth and alleviating environmental harms in communities most impacted by environmental harms such as air pollution.

80-1

The South Coast Air Basin is home to more than 1.4 billion square feet of warehouses and that number will continue to grow. These warehouses attract a large number of polluting trucks that contribute significant pollution in surrounding communities. The warehouse indirect source rule is an important tool that will help bring clean zero-emission trucks to southern California and reduce this toxic pollution. However, warehouses in the South Coast also use a significant amount of energy primarily generated by dirty power plants, which also negatively impacts air quality in one of the most polluted regions in the nation. The warehouse indirect source rule has the potential to shift over 800 million square feet of warehouses in southern California towards renewable energy. A transition to solar energy at these facilities will reduce our reliance on fossil fuels and provide significant economic and environmental benefits to overburdened communities sited near warehouses.

80-2

We appreciate that the Warehouse Actions and Investments to Reduce Emissions (WAIRE) program includes solar installation as a compliance option. Clean energy solutions like solar power are critical to lessening the environmental footprint of the warehouse industry. The installation and use of onsite solar panels at warehouses will reduce emissions from dirty power plants and provide much needed regional emissions reductions of nitrogen oxides. This rule will provide significant air quality benefits that will alleviate health risks imposed on residents by polluting industries.

As warehouses shift towards renewable energy, the region will also benefit from additional training and employment opportunities in the green-tech economy. GRID Alternatives is committed to creating a solar workforce that provides opportunities to all by ensuring access to groups traditionally underrepresented in the solar industry. Additionally, we partner with local solar companies to ensure that trainees learn through participation on real-world solar installations. GRID Alternatives stands ready to assist warehouses and support workers through hands-on training to help us all achieve a sustainable clean energy future.

80-3

Thank you for the opportunity to provide comments. We appreciate the Air District staff's hard work on this important rule and look forward to working with the agency to clean up our air and protect our workers.

80-4

Sincerely,

Stanley Greschner, Chief Policy Officer

GRID Alternatives

cc:

Wayne Natri
Executive Officer
South Coast Air Quality Management District
wnatri@aqmd.gov

Sarah Rees
Assistant Deputy Executive Officer
Planning, Rule Development & Area Sources
srees@aqmd.gov

Ian MacMillan
Planning and Rules Manager
South Coast Air Quality Management District
imacmillan@aqmd.gov

Victor Juan
Program Supervisor
South Coast Air Quality Management District
vjuan@aqmd.gov

March 23, 2021

Mr. Michael A. Cacciotti
Board Member, SCAQMD
c/o City of South Pasadena
1414 Mission Street
South Pasadena, CA 91030
macacciotti@yahoo.com
shotay@gmail.com

Mr. Rex Richardson
Board Member, SCAQMD
City of Long Beach
rrichardson@aqmd.gov
mhamlett@aqmd.gov

Mr. Larry McCallon
Board Member, SCAQMD
c/o City of Highland
27215 Base Line
Highland, CA 92346
lmccallon@cityofhighland.org
rrketcham@verizon.net

Ms. Janice Rutherford
Board Member, SCAQMD
County of San Bernardino
385 No. Arrowhead Avenue, 5th Floor
San Bernardino, CA 92415
supervisorjru@sbcounty.gov
mark.taylor@bos.sbcounty.gov
suzetteswallow@bos.sbcounty.gov

Re: Opposition to Warehouse Indirect Source Rule

Dear SCAQMD Board Members,

My name is Marty Brogden and I am the CFO of a Southern California based warehouse operators (3PL) named Port Logistics Group urging you to NOT to adopt the proposed Indirect Source Rule.

81-1

Born in 1958, I was raised in the Western SGV until I left in 1978 to continue my college education in San Diego. I have witnessed first-hand the health benefits resulting from the efforts of the SCAQMD. For those of us who experienced the ill effects of the smog during the '60s and '70s and today to be able to see the San Gabriel Mountains from 50 miles away during the Summer and take a deep breath without choking is astonishing! This is due in large part to the work of the SCAQMD.

However, while I personally support the SCAQMD mission, the proposed Indirect Source Rule is imposed on 3PLs which (a) do not contractually control the vehicles that visit our warehouses, and (b) will cost hundreds of jobs at our company's 3.5 million square feet of 3PL facilities in Long Beach, City of Industry, and Chino. Our customers determine which logistics carriers deliver and pickup their products at our facilities and we have no legal or contractual right to pass on costs which would be imposed upon our company as a result of this proposed rule.

81-2

From a legal perspective, the mitigation “fee” imposed by the proposed rule is a special tax requiring voter approval. 81-3

The SCAQMD's proposed rule will impose a significant new tax on the broad Supply Chain at the worst possible time. First, due to almost 20 years of the California Air Resources Board (CARB) adopting strictest-in-nation regulations, emissions associated with warehouses have never been lower. Second, warehouses' operating costs are already at their highest due to the implementation of measures protecting essential workers from COVID exposure. Their safety has been our number one priority since the pandemic was announced. Finally, the Supply Chain & Logistics industry is supporting thousands of working-class jobs at a time where millions of Californians are unemployed and where other jobs are fleeing the State. 81-4
81-5
81-6

3PLs like our company and the broader Supply Chain in general are vital to Southern California's economy, distributing medicines, food and essential goods for approximately 18 million people. Our business specifically is comprised of fulfillment of products delivered directly to people's homes. 3PLs have played in a key beneficial role during the ongoing pandemic, enabling small businesses to remain afloat through e-commerce and allowing Southern California residents to stay safely at home (and thereby reducing harmful emissions). Taxing the sector that provides a significant number of career pathways to essential workers makes no sense. 81-7

The proposed rule would increase the costs of goods and services, including groceries, for our region's residents and families. Additionally, penalizing warehouses which already implemented solar or EV charging improvements is inappropriate. The proposed regulation should not be considered until such time as readily available trucking technology and infrastructure is in place to allow for logistics providers, not warehouse operators, to comply with the mandates. 81-8

Please oppose these costly new taxes and regulations that will kill jobs and harm our economy at a time we can least afford it. 81-9

PLEASE VOTE NO on the Warehouse Indirect Source Rule.

Thank you for your consideration.

Sincerely,



Martin K. Brogden
Chief Financial Officer
Port Logistics Group
mbrogden@portlogisticsgroup.com



Distribution Specialists

1430 SOUTH EASTMAN AVENUE LOS ANGELES, CALIFORNIA 90023

March 24, 2021

Sent Via Email to Clerk of the SCAQMD Board: cob@aqmd.gov

Chair William Burke and Governing Board Members
South Coast Air Quality Management District
21865 Copley Drive
Diamond Bar, CA 91765

RE: South Coast Air Quality Management District Proposed Indirect Source Rule 2305
Anticipated Vote Date: May 7, 2021

Dear Ladies and Gentlemen:

Please allow this correspondence to serve as official opposition to the pending Indirect Source Rule (ISR) 2305, which is proposed by the South Coast Air Quality Management District (SCAQMD) and currently scheduled for Board vote on May 7, 2021.

82-1

The SCQAMD, by its charter, already has the responsibility to regulate stationary (operating facilities) sources in our region such as refineries and manufacturing plants. However, with this proposed rule, the SCAQMD is attempting to regulate mobile sources (trucks, cars) which are already regulated by both the US EPA and the California Air Resources Board.

82-2

This proposed rule is outside the authority of the local air district and it is not mission driven as it has no sunset date. Furthermore, it is poorly written, fails to understand the dynamics of the goods movement sector, and includes an arbitrary menu of options and credits. Furthermore, the rule has questionable projections on any actual emission reductions it will achieve. Additionally, it will impose significant administrative requirements on warehouse Landlords/Owners and create substantial mitigation expenses on Tenants. As written, this rule is in essence a tax on the warehousing sector while indirectly regulating the trucking industry, which will create a substantial negative impact on the warehouse industry.

82-3

Please include these comments as part of the official record for Proposed Rule 2305 (Warehouse Indirect Source Rule) so that all SCAQMD Board Members may have the opportunity to review the above. Thank you for your attention to these comments.

82-4

Sincerely,

Joseph Medlin
Executive Vice President

(323) 264-1011

March 17, 2021

Ian MacMillan
South Coast Air Quality Management District
21865 Copley Drive
Diamond Bar, California 91765-4178
Sent Via Email: imacmillan@aqmd.gov /

Subject: Comments on Proposed Rule 2305 (Warehouse Indirect Source Rule)

Dear Mr. MacMillan:

Operon Group opposes the adoption of Rule 2305 (Indirect Source Rule). Warehouses are integral to the Southern California logistics industry. The logistics industry plays a crucial role in the response to the COVID-19 pandemic—not only in the distribution of medical supplies, vaccines, and equipment but also in delivering goods to a public that has become increasingly dependent on e-commerce.

83-1

The District's proposed ISR is a misguided policy during the COVID-19 pandemic. The District is pursuing a regulation targeting a sector that serves as a lifeline to our region and the nation and is deemed essential by federal and state governments. Under the current draft rule, reporting obligations begin only 60 days from rule adoption. The substantive WAIRE Points obligations will commence as soon as July 2021.

83-2

The following further comments are provided in response to the District's Proposed Rule 2305:

1. This rule would impose additional/permanent costs on warehouses of approximately \$.90 per square foot. This extra cost would amount to targeting a specific essential industry with \$1 billion in annual fees during the worst possible time and while responding to the pandemic's challenges on behalf of our nation and could possibly be a prop 13 violation.

83-3

2. It is not feasible to comply with the ISR due to the following:

- a) The proposed rule requires warehouses to control truck fleets and decrease truck emissions. Yet, warehouse operators are not able to accomplish this task.
- b) Warehouses have no control over how truck engines are manufactured.
- c) Warehouses do not own truck fleets, nor do they control what type of trucks shipping companies purchase.
- d) Warehouse operators do not control which trucks come to warehouses, when they arrive, where they come from, or any other variables related to truck trips.

83-4

OPERON GROUP

3. The technology is not available to accomplish items on the WAIRE menu. For example, there are no heavy-duty electric trucks available that are viable from a technology and/or economically reasonable standard.

83-5

4. Warehouses have been deemed to be essential businesses by the State for important reasons including:

- a) The approximately 18 million people who live in Southern California rely on warehouses as an integral part of the goods movement system to get them the items they need to survive, like food, medical supplies, clothes etc.

83-6

5. This rule creates tremendous uncertainty in the economy as the full negative impact of this ISR is not known.

- a) Uncertainty should not be created in this critical, essential business sector, especially considering the current economic downturn/unemployment crisis associated with the COVID-19 pandemic.

83-7

6. Warehouses provide a broad range of jobs for people of every level of education and skillset. Warehouses and the logistics industry offer jobs that lead to upward ability. This job creation is a socioeconomic benefit that the proposed ISR's onerous costs would threaten.

83-8

7. The proposed ISR seeks to "indirectly" regulate the trucking industry through the Warehouse industry. The District should publicly explain how it has the jurisdiction/authority to regulate a mobile source that is such an integral part of interstate commerce as the trucking industry.

83-9

Thank you for your attention to these comments. Please include these comments as part of the official record for Proposed Rule 2305 (Warehouse Indirect Source Rule) so that all SCAQMD Board Members may have the opportunity to review the above.

83-10

Respectfully,

Operon Group



Chris Kwasizur,

President

Cc: Governing Board Members

March 29, 2021

Ian MacMillan
Victor Juan
South Coast Air Quality Management District
21865 Copley Drive
Diamond Bar, California 91765-4178
Sent Via Email: imacmillan@aqmd.gov / vjuan@aqmd.gov

Subject: Comments on Proposed Rule 2305 (Warehouse Indirect Source Rule)

Dear Mr. MacMillan:

Tech Data Corporation opposes the adoption of Rule 2305 (Indirect Source Rule). Warehouses are integral to the Southern California logistics industry. The logistics industry plays a crucial role in the response to the COVID-19 pandemic—not only in the distribution of medical supplies, vaccines, and equipment but also in delivering high tech products to a public that has become increasingly dependent on e-commerce.

84-1

The District's proposed ISR seems to be a misguided policy during the COVID-19 pandemic. The District is pursuing a regulation targeting a sector that serves as a lifeline to our region and the nation and is deemed essential by federal and state governments. Under the current draft rule, reporting obligations begin only 60 days from rule adoption. The substantive WAIRE Points obligations will commence as soon as July 2021.

84-2

The following further comments are provided in response to the District's Proposed Rule 2305:

1. This rule would impose additional/permanent costs on warehouses of approximately \$.90 per square foot. This extra cost would amount to targeting a specific essential industry with \$1 billion in annual fees during the worst possible time and while responding to the pandemic's challenges on behalf of our nation.

84-3

2. It is not feasible to comply with the ISR due to the following:

a) The proposed rule requires warehouses to control truck fleets and decrease truck emissions. Yet, warehouse operators are not able to accomplish this task.

b) Warehouses have no control over how truck engines are manufactured.

c) Warehouses do not own truck fleets, nor do they control what type of trucks shipping companies purchase.

d) Warehouse operators do not control which trucks come to warehouses, when they arrive, where they come from, or any other variables related to truck trips.

84-4

3. The technology is not available to accomplish items on the WAIRE menu. For example, there are no heavy-duty electric trucks available that are viable from a technology and/or economically reasonable standard.	84-5
4. Warehouses have been deemed to be essential businesses by the State for important reasons including: The approximately 18 million people who live in Southern California rely on warehouses as an integral part of the goods movement system to get them the items they need to survive, like food, medical supplies, clothes etc.	84-6
5. This rule creates tremendous uncertainty in the economy as the full negative impact of this ISR is not known. Uncertainty should not be created in this critical, essential business sector, especially considering the current economic downturn/unemployment crisis associated with the COVID-19 pandemic.	
6. Warehouses provide a broad range of jobs for people of every level of education and skillset. Warehouses and the logistics industry offer jobs that lead to upward ability. This job creation is a socioeconomic benefit that the proposed ISR's onerous costs would threaten.	84-7
7. The proposed ISR seeks to "indirectly" regulate the trucking industry through the Warehouse industry. The District should publicly explain how it has the jurisdiction/authority to regulate a mobile source that is such an integral part of interstate commerce as the trucking industry.	84-8
Thank you for your attention to these comments. Please include these comments as part of the official record for Proposed Rule 2305 (Warehouse Indirect Source Rule) so that all SCAQMD Board Members may have the opportunity to review the above.	84-9

Respectfully,

Rob Auslander

Rob Auslander
Vice President Regulatory Compliance
Tech Data Corporation

Cc: Governing Board Members

MARCH 8, 2021

VIA E-MAIL

Ian MacMillan
Victor Juan
South Coast Air Quality Management District
21865 Copley Drive
Diamond Bar, California 91765-4178
imacmillan@aqmd.gov
vjuan@aqmd.gov

Re: Comments on Proposed Rule 2305 (Warehouse Indirect Source Rule)

Dear Mr. MacMillan and Mr. Juan:

I write on behalf of the Building Owners and Managers Association Greater Los Angeles (BOMA/GLA), which represents over 135 million square feet of commercial office space throughout Los Angeles County. Our members contribute an estimated annual \$3.5 billion to California's economy.

85-1

Commitment to Sustainability

Advancing sustainability in commercial buildings has been a cornerstone of BOMA/GLA's mission since the 1990s.

For over two decades, our Sustainability Committee has been on the vanguard of developing educational programs, guides, and a written content to promote building sustainability practices and give building owners and operators the know-how to move the needle in their assets.

But BOMA/GLA has not only promoted a culture around sustainability in commercial real estate – we have taken concrete action and consistently advocating for bold sustainability policies. Recent actions include supporting LA County's Sustainability Plan and continuing to work with County staff on its implementation and working in partnership with LA City government and other stakeholders to help develop the Existing Buildings Energy and Water Efficiency (EBEWE) program into what it is today.

Our commitment to sustainability is guided by an industry-wide consensus: For example, Kilroy Realty Corporation announced that it has [achieved carbon neutral operations](#) just this year. And, many other major commercial building owners representing all types of assets and investors are following suit by making aggressive carbon neutrality commitments over the next decade.

As achieving aggressive sustainability goals has become the norm across commercial real estate, we welcome well-balanced policies that continue to yield both carbon reduction and economic growth.

However, we believe Rule 2305 (Indirect Source Rule) does not accomplish this objective. Further, we believe it will cause undue economic damage to the warehouses, their tenants, and the logistics industry at large, especially during the COVID-19 economic downturn.

85-2

Opposition to Rule 2305

We believe that Rule 2305 will lead to economic distress and create additional hurdles for warehouses to achieve greater sustainability right when the market demands are pointing them in that direction in that direction. BOMA Greater Los Angeles therefore officially opposes the adoption of Rule 2305 (ISR).

A significant portion of our membership is involved in the support and development of distribution warehouses that are integral to the Southern California logistics industry.

The logistics industry is playing a key role in our response to the COVID-19 pandemic—not only in the distribution of medical supplies, vaccines, and equipment, but also in the delivery goods to a public that has become increasingly dependent on e-commerce.

We believe the District's proposed ISR is an especially misguided policy in the midst of the COVID-19 pandemic and more broadly. The District is pursuing a regulation targeted at a sector that serves as a lifeline to our region and the nation, and which is deemed essential by federal and state governments. Under the current draft rule, reporting obligations begin only 60 days from rule adoption, and the substantive WAIRE Points obligations will commence as soon as July, 2021.

85-3

Currently, BOMA/GLA has the following comments in response to the District's Proposed Rule 2305 (Warehouse Indirect Source Rule):

1. This rule would impose additional/permanent costs on warehouses of approximately \$.90 per square foot. This would amount to targeting a specific essential industry with \$1 billion in annual fees during the worst possible time, as it responds to the challenges of the COVID-19 pandemic on behalf of our nation.
2. It is not feasible to comply with the ISR due to the following:
 - a. The proposed rule requires warehouses to control truck fleets and decrease truck emissions but warehouse operators are not able to accomplish this task.
 - b. Warehouses have no control over how truck engines are manufactured.
 - c. Warehouses do not own trucks fleets nor control what type of trucks shipping companies purchase.
 - d. Warehouse operators do not control which trucks come to warehouses, when they arrive, where they come from or any other variables related to truck trips.
3. The technology is not fully available to accomplish items on the WAIRE menu. For example, there are no heavy-duty electric trucks available that are 100% viable from a technology and/or economic reasonable standard.

85-4

85-5

85-6

4. Warehouses have been deemed to be essential businesses by the State for important reasons including:
 - a. The approximately 18 million people who live in Southern California rely on warehouses as an integral part of the goods movement system, to get them the items they need to survive, like clothing, food, medical supplies, etc. 85-7
5. This rule creates tremendous uncertainty in the economy as the full negative impact of this ISR is not known.
 - a. Uncertainty should not be created in this critical, essential business sector, especially in light of the current economic downturn/unemployment crisis associated with the COVID-19 pandemic. 85-8
6. Warehouses provide a broad range of jobs for people of every level of education and skill sets. Warehouses and the logistics industry as a whole, provide jobs that lead to upward mobility. This job creation is a socioeconomic benefit that would be threatened by the onerous costs imposed by the proposed ISR. 85-9
7. The “mitigating” measures of installing additional solar panels and EV chargers will increase pricing for the manufacturing and installation of them. This will put barriers to voluntary installation for other sites and facilities. The manufacturers would be hit by these same costs, which would increase their cost to make and distribute. This would be a major setback to buildings’ ability to elect into implementing long-term sustainability infrastructure and other measures. 85-10
8. The proposed ISR clearly seeks to “indirectly” regulate the trucking industry through the Warehouse industry. The District should publicly explain how it has the jurisdiction/authority to regulate a mobile source that is such an integral part of interstate commerce as the trucking industry. 85-11

Thank you for your attention to these comments. Please include these comments as part of the official record for Proposed Rule 2305 (Warehouse Indirect Source Rule) so that all SCAQMD Board Members may have the opportunity to review the above. 85-12

Respectfully,



Aaron Taxy
 Director of Government and Public Affairs
 BOMA Greater Los Angeles
 (213) 332-4776
ataxy@bomagla.org

cc: SCAQMD Governing Board



CITY of CYPRESS

5275 Orange Avenue, Cypress, California 90630

Phone 714-229-6700 www.cypressca.org

March 30, 2021

Chair William Burke and Governing Board Members
South Coast Air Quality Management District
21865 Copley Drive
Diamond Bar, CA 91765-4178

SOUTH COAST AQMD
CLERK OF THE BOARDS

21 APR -2 10:30

NOTICE OF OPPOSITION

Proposed Rule 2305 – Warehouse Indirect Source Rule – Warehouse Actions and Investments to Reduce Emissions (WAIRE) Program and Proposed Rule 316 – Fees for Rule 2305

Dear Chair Burke and Governing Board Members:

I am writing on behalf of the City of Cypress to express our opposition to Proposed Rules 2305 and 316 set for public hearing on April 2.

86-1

We were made aware of Proposed Rules 2305 and 316 by Warland Investments Company, which is one of the largest landowners in the Cypress Business Park and a crucial component of Cypress' local economy. Warland objects to the Proposed Rules for several reasons; however, the objection of most concern to the City is the burden on warehouse owners and operators to either assume substantial costs of upgrading their facilities and equipment or significant mitigation fees.

86-2

While the City supports the intended objectives of reducing emissions in order to improve air quality, the Proposed Rules as currently written will result in substantial operational cost increases to warehouse owners and operators, and are likely to result in increased costs of goods and services for businesses and residents. Even more critically, the Proposed Rules may drive warehouse owners and operators, as well as the jobs they provide, out of the South Coast area. For these reasons, we respectfully request you oppose Proposed Rules 2305 and 316.

86-3

86-4

Sincerely,

A handwritten signature in black ink, appearing to read "Jon Peat".

Jon E. Peat
Mayor

Jon E. Peat, Mayor

Stacy Berry, Mayor Pro Tem

Anne Hertz, Council Member

Frances Marquez, Ph.D., Council Member

Paulo M. Morales, Council Member

April _8_, 2021

Chair William Burke and Governing Board Members
South Coast Air Quality Management District
21865 Copley Drive
Diamond Bar, California 91765-4178

Re: **OPPOSITION TO PROPOSED RULE 2305 (WAREHOUSE INDIRECT SOURCE RULE)**

Dear Mr. Burke and Governing Board Members,

Currently, there are pending changes concerning air quality regulation that are due to be voted on by you. As a business that relies on affordable warehouse space, we are deeply concerned what potential impacts Rule 2305 will have to our operating expenses. If Rule 2305 passes it will result in increased property taxes and consequently, higher overhead operating expenses creating economic hardship in an already difficult economic climate. Currently in our lease, we as the Tenant, are responsible for any resulting increases in taxes imposed through this new Rule.

87-1

We are very concerned about the potential negative impacts on the warehousing/logistics sector by the South Coast Air Quality Management District. We are reaching out to you today to encourage you to reconsider the implementation of Rule 2305. Although we are also concerned with improving the air quality in Southern California, this Rule could deeply hurt our business and effectively our employees.

87-2

In consideration of this, we believe this proposed rule is outside the authority of the local air district and it is not mission driven as it has no sunset date. Furthermore, it is poorly written, fails to understand the dynamics of the goods movement sector, and includes an arbitrary menu of options and credits. Furthermore, the rule has questionable projections on any actual emission reductions it will achieve. Additionally, it will impose significant administrative and mitigation expenses. As written, this rule is in essence a tax on the warehousing sector.

87-3

87-4

87-5

87-6


87-7

While we understand Rule 2305 is well intended, we believe it will cause significant harm to our business for the reasons mentioned above. As such, we respectfully request that you oppose Rule 2305, as the potential damages to our business, and businesses like ours, across Southern California could be economically devastating, particularly when considering the financial hardships many business owners are already experiencing due to COVID-19 related closures, delays and ordinances.

87-8

Thank you in advance for your time and consideration.

Signed:

A handwritten signature in black ink, appearing to be a stylized 'S' or 'Shaghal', written over the 'Signed:' label.



April 9, 2021

Chair William Burke and Governing Board Members
South Coast Air Quality Management District
21865 Copley Drive
Diamond Bar, California 91765-4178

Re: **OPPOSITION TO PROPOSED RULE 2305 (WAREHOUSE INDIRECT SOURCE RULE)**

Dear Mr. Burke and Governing Board Members,

Currently, there are pending changes concerning air quality regulation that are due to be voted on by you. As a business that relies on affordable warehouse space, we are deeply concerned what potential impacts Rule 2305 will have to our operating expenses. If Rule 2305 passes it will result in increased property taxes and consequently, higher overhead operating expenses creating economic hardship in an already difficult economic climate. Currently in our lease, we as the Tenant, are responsible for any resulting increases in taxes imposed through this new Rule.

88-1

We are very concerned about the potential negative impacts on the warehousing/logistics sector by the South Coast Air Quality Management District. We are reaching out to you today to encourage you to reconsider the implementation of Rule 2305. Although we are also concerned with improving the air quality in Southern California, this Rule could deeply hurt our business and effectively our employees.

88-2

In consideration of this, we believe this proposed rule is outside the authority of the local air district and it is not mission driven as it has no sunset date. Furthermore, it is poorly written, fails to understand the dynamics of the goods movement sector, and includes an arbitrary menu of options and credits. Furthermore, the rule has questionable projections on any actual emission reductions it will achieve. Additionally, it will impose significant administrative and mitigation expenses. As written, this rule is in essence a tax on the warehousing sector.

88-3

While we understand Rule 2305 is well intended, we believe it will cause significant harm to our business for the reasons mentioned above. As such, we respectfully request that you oppose Rule 2305, as the potential damages to our business, and businesses like ours, across Southern California could be economically devastating, particularly when considering the financial hardships many business owners are already experiencing due to COVID-19 related closures, delays and ordinances.

88-4

Thank you in advance for your time and consideration.

Signed:

Mark Linville
Chief Financial Officer



1800packrat.com
zippyshell.com



800-722-5728
888-947-7974



1-800-PACK-RAT, LLC | Zippy Shell, Inc
11640 Northpark Drive, Suite 300 Wake
Forest, NC 27587

Victor Juan

From: Clerk of Board
Sent: Wednesday, April 7, 2021 2:37 PM
To: Carole Wayman; Faye Thomas
Subject: FW: Rule 2305: We OPPOSE the Warehouse Indirect Source Rule

Follow Up Flag: Follow up
Flag Status: Flagged

From: Bob Khalsa [mailto:myvoice@oneclickpolitics.com]
Sent: Wednesday, April 7, 2021 1:23 PM
To: Clerk of Board <Front_PC@aqmd.gov>
Subject: Rule 2305: We OPPOSE the Warehouse Indirect Source Rule

Re: Rule 2305: We OPPOSE the Warehouse Indirect Source Rule

Dear Members of the AQMD Board:,

I am writing to you to express my opposition to the adoption of Rule 2305 (Indirect Source Rule).

Warehouses are integral to the Southern California logistics industry. The District's proposed ISR is a misguided policy during the COVID-19 pandemic. The District is pursuing a regulation targeting a sector that serves as a lifeline to our region and the nation and is deemed essential by federal and state governments.

The following reasons highlight our primary concerns with the rule:

1. This rule will impose additional/permanent costs on warehouses that could range in the millions of dollars – which will be passed onto consumers, employees, businesses and elsewhere. The logistics industry is complex and tied to many different industries – the costs associated with this rule will have a ripple effect in the system.

2. The ISR requires warehouses to control what types of trucks make up their fleet or what types of trucks come to their warehouses – which is not feasible. The trucks the SCAQMD is asking warehouses to purchase are not in existence nor can warehouses control what trucks come to their facilities.

3. The approximately 18 million people who live in Southern California rely on warehouses as an integral part of the goods movement system to get them the items they need to survive, like food, medical supplies, clothes etc.

4. Warehouses provide a broad range of jobs for people of every level of education and skillset. Warehouses and the logistics industry offer jobs that lead to upward mobility. This job creation is a socioeconomic benefit that the proposed ISR's onerous costs would threaten.

5. Proposition 26 specifically states that governing bodies can only impose a "fee" on a business if that owner will receive a direct benefit from it. Otherwise, it MUST be considered a tax. We strongly believe that the "mitigation fee" associated with this rule is a tax that should be brought before voters.

6. It is unclear how many emissions will actually be reduced as a result of this rule. We believe the district is imposing a burdensome regulation with high costs with little to show for it. This is not how regulations should be adopted.

89-8

For these reasons, and more, I OPPOSE Indirect Source Rules.

Sincerely,
Bob Khalsa
bobfoxbat@gmail.com
22916 Lyons Ave, Ste 1A Newhall, CA 91321 Constituent

Prepared by OneClickPolitics (tm) at www.oneclickpolitics.com. OneClickPolitics provides online communications tools for supporters of a cause, issue, organization or association to contact their elected officials. For more information regarding our policies and services, please contact info@oneclickpolitics.com

April 9, 2021

Chair William Burke and Governing Board Members
South Coast Air Quality Management District
21865 Copley Drive
Diamond Bar, California 91765-4178

Re: **OPPOSITION TO PROPOSED RULE 2305 (WAREHOUSE INDIRECT SOURCE RULE)**

Dear Mr. Burke and Governing Board Members,

Currently, there are pending changes concerning air quality regulation that are due to be voted on by you. As a business that relies on affordable warehouse space, we are deeply concerned what potential impacts Rule 2305 will have to our operating expenses. If Rule 2305 passes it will result in increased property taxes and consequently, higher overhead operating expenses creating economic hardship in an already difficult economic climate. Currently in our lease, we as the Tenant, are responsible for any resulting increases in taxes imposed through this new Rule.

90-1

We are very concerned about the potential negative impacts on the warehousing/logistics sector by the South Coast Air Quality Management District. We are reaching out to you today to encourage you to reconsider the implementation of Rule 2305. Although we are also concerned with improving the air quality in Southern California, this Rule could deeply hurt our business and effectively our employees.

90-2

In consideration of this, we believe this proposed rule is outside the authority of the local air district and it is not mission driven as it has no sunset date. Furthermore, it is poorly written, fails to understand the dynamics of the goods movement sector, and includes an arbitrary menu of options and credits. Furthermore, the rule has questionable projections on any actual emission reductions it will achieve. Additionally, it will impose significant administrative and mitigation expenses. As written, this rule is in essence a tax on the warehousing sector.

90-3

90-4

90-5

90-6

90-7

While we understand Rule 2305 is well intended, we believe it will cause significant harm to our business for the reasons mentioned above. As such, we respectfully request that you oppose Rule 2305, as the potential damages to our business, and businesses like ours, across Southern California could be economically devastating, particularly when considering the financial hardships many business owners are already experiencing due to COVID-19 related closures, delays and ordinances.

90-8

Thank you in advance for your time and consideration.

Signed:



Signature

4/9/21

Date

April 9, 2021

Chair William Burke and Governing Board Members
South Coast Air Quality Management District
21865 Copley Drive
Diamond Bar, California 91765-4178

Re: **OPPOSITION TO PROPOSED RULE 2305 (WAREHOUSE INDIRECT SOURCE RULE)**

Dear Mr. Burke and Governing Board Members,

Currently, there are pending changes concerning air quality regulation that are due to be voted on by you. As a business that relies on affordable warehouse space, we are deeply concerned what potential impacts Rule 2305 will have to our operating expenses. If Rule 2305 passes it will result in increased property taxes and consequently, higher overhead operating expenses creating economic hardship in an already difficult economic climate. Currently in our lease, we as the Tenant, are responsible for any resulting increases in taxes imposed through this new Rule.

91-1

We are very concerned about the potential negative impacts on the warehousing/logistics sector by the South Coast Air Quality Management District. We are reaching out to you today to encourage you to reconsider the implementation of Rule 2305. Although we are also concerned with improving the air quality in Southern California, this Rule could deeply hurt our business and effectively our employees.

91-2

In consideration of this, we believe this proposed rule is outside the authority of the local air district and it is not mission driven as it has no sunset date. Furthermore, it is poorly written, fails to understand the dynamics of the goods movement sector, and includes an arbitrary menu of options and credits. Furthermore, the rule has questionable projections on any actual emission reductions it will achieve. Additionally, it will impose significant administrative and mitigation expenses. As written, this rule is in essence a tax on the warehousing sector.

91-3

While we understand Rule 2305 is well intended, we believe it will cause significant harm to our business for the reasons mentioned above. As such, we respectfully request that you oppose Rule 2305, as the potential damages to our business, and businesses like ours, across Southern California could be economically devastating, particularly when considering the financial hardships many business owners are already experiencing due to COVID-19 related closures, delays and ordinances.

91-4

Thank you in advance for your time and consideration.

Signed:

DocuSigned by:
Michael Bonino
8231C1314A1343C...
Signature

Three Way Logistics, Inc.

4/9/2021

Date



April 9, 2021

Chair William Burke and Governing Board Members
South Coast Air Quality Management District
21865 Copley Drive
Diamond Bar, California 91765-4178

Re: **OPPOSITION TO PROPOSED RULE 2305 (WAREHOUSE INDIRECT SOURCE RULE)**

Dear Mr. Burke and Governing Board Members,

Currently, there are pending changes concerning air quality regulation that are due to be voted on by you. As a business that relies on affordable warehouse space, we are deeply concerned what potential impacts Rule 2305 will have to our operating expenses. If Rule 2305 passes it will result in increased property taxes and consequently, higher overhead operating expenses creating economic hardship in an already difficult economic climate. Currently in our lease, we as the Tenant, are responsible for any resulting increases in taxes imposed through this new Rule.

92-1

We are very concerned about the potential negative impacts on the warehousing/logistics sector by the South Coast Air Quality Management District. We are reaching out to you today to encourage you to reconsider the implementation of Rule 2305. Although we are also concerned with improving the air quality in Southern California, this Rule could deeply hurt our business and effectively our employees.

92-2

In consideration of this, we believe this proposed rule is outside the authority of the local air district and it is not mission driven as it has no sunset date. Furthermore, it is poorly written, fails to understand the dynamics of the goods movement sector, and includes an arbitrary menu of options and credits. Furthermore, the rule has questionable projections on any actual emission reductions it will achieve. Additionally, it will impose significant administrative and mitigation expenses. As written, this rule is in essence a tax on the warehousing sector.

92-3

92-4

92-5

92-6

92-7

While we understand Rule 2305 is well intended, we believe it will cause significant harm to our business for the reasons mentioned above. As such, we respectfully request that you oppose Rule 2305, as the potential damages to our business, and businesses like ours, across Southern California could be economically devastating, particularly when considering the financial hardships many business owners are already experiencing due to COVID-19 related closures, delays and ordinances.

92-8

Thank you in advance for your time and consideration.

Signed: *Wayne Ulanski*

Regards

Wayne

Wayne Ulanski, President
SVF Flow Controls

"What do you need today?"™

5595 Fresca Drive, La Palma, CA 90623

Phone: 800-783-7836 • www.SVF.net • Sales@SVF.net



April 14, 2021

Mr. Victor Juan, Program Supervisor
South Coast Air Quality Management District
21865 Copley Drive
Diamond Bar, California 91765

Subject: Opposition to Proposed Rule 2305 (Warehouse Indirect Source Rule)

Dear Mr. Juan:

I am writing to express WestRock's opposition to the South Coast Air Quality Management District's, (SCAQMD) Proposed Rule 2305. We operate three warehouses within the district located in La Mirada, Fontana, and Montebello that would be subject to the rule. As currently written, the rule would likely increase operating costs on our three warehouses by nearly one-million dollars annually. In total, these warehouse operations exceed 865,000 square feet and serve as a vital part of WestRock's supply chain which is integral to delivering essential, sustainable paper and packaging products to our customers.

93-1

WestRock is a global manufacturer of sustainable paper and packaging products with approximately 50,000 team members across more than 300 manufacturing facilities, design centers, research labs and sales offices throughout the world. In California, we employ 1,308 people across 15 facilities with a payroll exceeding \$184 million. We pay \$13.3 million in taxes annually and invest over \$614 million through our supply chain network. Our essential products are used to ship and package food, beverages, health care, pharmaceutical, personal hygiene care, disinfectant products and other basic household supplies. As you know, the paper packaging industry was designated by the U.S. Department of Homeland Security's Cybersecurity and Infrastructure Security Agency as an essential critical infrastructure sector as part of the administration's Covid-19 response.

93-2

WestRock appreciates SCAQMD's efforts to reduce local and regional emissions and as one of North America's largest paper recyclers, WestRock has a long-standing commitment to innovation, environmental stewardship and sustainable business practices – they serve as the fiber of our company. However, Proposed Rule 2305, fails to consider the reality of the obligations requiring us, as warehouse operators, to shoulder the responsibility of reducing trucking emissions from which we have no control. Our business contracts with several trucking companies who utilize different models and configurations. We do not own these trucks and cannot control how these trucking companies operate their business.

93-3

WestRock looks forward to further discussions on this matter and commits to working with SCAQMD to advance our shared vision and environmental goals.

93-4

Respectfully,

A handwritten signature in black ink that reads "Jeff Chalovich". The signature is written in a cursive, flowing style.

Jeff Chalovich
Chief Commercial Officer and President
Corrugated Packaging



Jeff.Chalovich@WestRock.com | www.westrock.com

cc: Governing Board Members



April 15, 2021

Board of Directors
South Coast AQMD
21865 Copley Dr.
Diamond Bar, CA 91765

RE: CHBC Comments on Proposed Rule 2305 - Warehouse Indirect Source Rule

Dear Mr. Chairman and Members of the Board:

The California Hydrogen Business Council (CHBC)¹ appreciates the opportunity to comment on the SCAQMD's proposed Rule 2305 - Warehouse Indirect Source Rule (ISR).

94-1

The CHBC **supports** the proposed warehouse ISR rule and urges the Board to adopt the **most stringent alternative**. CHBC suggests a few changes to improve the effectiveness of the rule, discussed below.

The CHBC agrees with those in the environmental and EJ communities who have commented extensively about the health imperatives of a strong ISR rule. Indeed, the modern fuel cell industry was born out of the need to reduce air pollution in transportation and electricity production.

94-2

From a business standpoint, we believe that the proposed ISR sends a strong message to businesses around the world to invest in California, invest in reducing emissions in South Coast, and invest in improving zero-emission technology. And with that investment, to create jobs.

94-3

Towards those ends, the CHBC asks that the WAIRE menu be slightly modified to **remove** the one item that provides no emission reductions, nor provides infrastructure or support in any way for emission reductions - that item is indoor **air filtration**.

94-4

The CHBC believes that a SIP measure, like the ISR rule, must ensure that every element to meet emission reduction requirements do just that - reduce emissions. This is both a policy imperative and a federal requirement.

94-5

Only actual emission reductions or infrastructure that enables emissions reductions should generate credit toward compliance. SIP measures cannot provide emission reduction credit for masks or filtration. That is why the CHBC believes that allowing compliance credit in the WAIRE menu for installing air filtration is inappropriate. Every menu selection **MUST** reduce emissions or provide infrastructure support for emission reductions.

¹ The CHBC is comprised of over 100 companies and agencies involved in the business of hydrogen. Our mission is to advance the commercialization of hydrogen in the energy sector, including transportation, goods movement, and stationary power systems, to reduce emissions and dependence on oil. **The views expressed in these comments are those of the CHBC, and do not necessarily reflect the views of all of the individual CHBC member companies.** CHBC Members are listed here: <https://www.californiahydrogen.org/aboutus/chbc-members/>

The CHBC suggests other funding sources, like penalty dollars, are more appropriate for mitigation measures like air filtration at schools.

94-6

Secondly, CHBC recommends that the District provide **WAIRE points** for **onsite hydrogen generation**. For hydrogen use, part of the infrastructure piece is hydrogen supply. Indeed, in the last several years, drivers of hydrogen cell vehicles have seen what happens as production facilities go down for several reasons. The Governor's Office of Business and Economic Development (GO-Biz), for example, sees the resiliency and reliability of hydrogen supply to be of critical importance in addressing hydrogen infrastructure needs. Therefore, CHBC believes that providing WAIRE points for onsite hydrogen production is just as important as any of the other WAIRE menu infrastructure items.

94-7

Lastly, the CHBC wants to acknowledge the impressive work that went into developing this rule, and in particular, the creativity, and even brilliance by Ian MacMillan and the team that worked on proposed Rule 2305.

94-8

This rule may be the most important adopted by the District since the basin power plants were required to burn natural gas instead of fuel oil.

94-9

Implementation of the rule will certainly provide some challenges, and our industry can and will meet that challenge.

Sincerely,

A handwritten signature in dark ink, appearing to read 'WAZobel', is written over the printed name.

William "Bill" Zobel

Executive Director

California Hydrogen Business Council

April 15, 2021

Ian MacMillan, Assistant Deputy Executive Officer
Victor Juan, Program Supervisor
South Coast Air Quality Management District
21865 Copley Drive
Diamond Bar, CA 91765

Sent via Email

Re: Response to Comment Letters on Draft Rule 2305 and Draft Staff Report

Dear Mr. MacMillan and Mr. Juan:

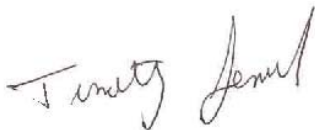
As you are aware, the NAIOP SoCal and Inland Empire Chapters on March 2, 2021, transmitted a joint comment letter to the SCAQMD regarding PR 2305 and the Draft Staff Report, and, on our behalf, Ramboll highlighted technical concerns. Although comments can be made up to the time of the actual hearing on the rule, we did submit our comments early to accommodate the SCAQMD Staff request to do so. You also received letters from CalTax, and Holland & Knight which raised numerous other important issues that are vital to a full analysis of the rule.

Other than a brief, general overview presentation to the Mobile Source Committee, no responses to those comments have been received to date. We noted in the Second Draft Staff report that there were detailed responses to some prior comment letters, but not those sent in March. We appreciate that the March and subsequent comment letters regarding PR 2305 have been posted on the website, but that site also does not contain any responses to the comment letters.

We believe the serious issues raised in the NAIOP and other three letters should receive the same type of detailed response as was done in the Second Draft Staff report. That type of analysis is necessary to provide not only us, but the public and the Governing Board with the type of information needed to fully evaluate and intelligently analyze PR 2305.

Please advise us when we will receive the responses to the comments and we look forward to their receipt.

Sincerely,



Timothy Jemal
CEO, NAIOP SoCal



Robert Evans
Executive Director, NAIOP Inland Empire

Cc: Governing Board Members

**NAIOP SoCal 2021 OFFICERS
AND BOARD OF DIRECTORS**

PRESIDENT

Rob Antrobus, Prologis

PRESIDENT-ELECT

Gregory May, Newmark

VICE PRESIDENT

Justin McCusker, C.J. Segerstrom & Sons

TREASURER

W. Eric Paulsen, Topside Real Estate

SECRETARY

Mark Mattis, Madison Marquette

PROGRAMS AND EDUCATION LIAISON

Fran Inman, Majestic Realty Co.

PAST PRESIDENT

95-1 **Pamela L. Westhoff**, Sheppard Mullin

**NAIOP INLAND EMPIRE 2021 OFFICERS
AND BOARD OF DIRECTORS**

PRESIDENT

Joseph Finnigan, Link Logistics Real Estate

PRESIDENT-ELECT

Jason Korengold, Shea Properties

TREASURER

95-2 **Steve Young**, Black Creek Group

SECRETARY

Larry Cochrun, LDC Industrial Realty

Corporate Representative

Kim Snyder, Prologis

PAST PRESIDENT

95-3 **Steve Haston**, Lee & Associates - Ontario

95-4



April 16, 2021

Chair Burke and Members of the Mobile Source Committee
South Coast Air Quality Management District
21865 Copley Drive
Diamond Bar, CA 91765

Re: Item No. 1 – Supporting adoption and strengthening of Warehouse Indirect Source Rule (Proposed Rules 2305 and 316)

Dear Chair Burke and Members of the Mobile Source Committee:

On behalf of the undersigned coalition of community and environmental organizations, we submit these comments in support of the warehouse indirect source rule with requests to adopt a strengthened rule. The Governing Board’s adoption of Proposed Rules 2305 and 316 on May 7, 2021 will be the culmination of *six years* of agency work on a warehouse rule that will achieve necessary emissions reductions in the region. Together with the Air District’s staff, we have spent thousands of hours participating in the process to develop a warehouse rule that is fair, inherently flexible, legally sound, and, importantly, long overdue. The Air District is required to use its legal and regulatory authority to deliver on its promise made years ago to adopt a warehouse facility-based measure that addresses “high-level, localized concentrations of pollutants” throughout the South Coast air basin.¹ Communities in the South Coast—who continue to suffer increasingly high levels of pollution from the freight industry every day—cannot afford any further delay.

96-1

¹ Health & Saf. Code, § 40440(b)(3).

Indeed, the warehouse industry has placed an unsustainable health burden on our neighborhoods and on current and future generations of children, pregnant mothers, and our elders and families for far too long. The Second Draft Socioeconomic Impact Assessment for the rule confirms that communities living within a half mile of a warehouse shoulder disproportionate harms, ranking in the 85th percentile of pollution burden statewide, in stark contrast to the rest of the region.² These communities also experience asthma and heart attack rates at much higher levels than the rest of the air basin.³ And it is no coincidence that warehouse facilities continue to be overwhelmingly sited in low-income communities and communities of color—in fact, nearly 70 percent of warehouse-adjacent communities in the South Coast are made up of people of color, and nearly 50 percent experience poverty.⁴ The warehouse indirect source rule will provide effective and meaningful regulation of an industry that has prioritized its profits over our health time and time again. The public health benefits of the rule are significant, resulting “in 150 to 300 fewer deaths, 2,500 to 5,800 fewer asthma attacks, and 9,000 to 20,000 fewer work [days missed due to air pollution] from 2022-2031. Expected total discounted monetized public health benefits range from \$1.2 to \$2.7 billion over the compliance period.”⁵

96-2

Industry continues its last minute and misleading opposition effort to this important, lifesaving rule. And these tactics come at a time when this industry, unlike many others, is thriving financially and expanding. The warehousing industry is now enjoying exploding profit levels as consumers increasingly rely on e-commerce during the COVID-19 pandemic.⁶ Even as the pandemic has devastated our communities and continued to exacerbate the health inequalities of how poor air quality harms our communities, those with ownership stakes in the freight system are “raking in all the chips in the changing landscape brought on by the coronavirus crisis.”⁷ Fulfilling the promises the Air District made to advance a mandatory warehouse regulation is critical given the massive expansion of the industry.

96-3

Although industry representatives continue to push “near-zero” technologies in the rule, near-zero is often used as code for further investment in natural gas infrastructure that will perpetuate harm in frontline communities and keep the South Coast locked in the past. The final rule must prioritize zero-emissions investments, the only solution that will effectively address the air quality and health impacts caused by this industry. The final rule must also increase the proposed stringency to 0.005 WAIRE Points per WATT in order to achieve greater emissions

96-4

² South Coast Air Quality Management District, Second Draft Socioeconomic Impact Assessment for Proposed Rule 2305 – Warehouse Indirect Source Rule – Warehouse Actions and Investments to Reduce Emissions (WAIRE) Program and Proposed Rule 316 – Fees for Rule 2305 (Apr. 2021), at ES-2.

³ *Id.*

⁴ *Id.* at 5.

⁵ *Id.* at ES-9.

⁶ See Justin Ho, [As imports boom, warehouses fill up, and businesses face a storage shortage](#), Marketplace (Oct. 1, 2020).

⁷ Greg Cornfield, [Southern California industrial real estate market: What to know for 2021](#), Commercial Observer (Feb. 3, 2021).

reductions and provide immediate relief to communities living near regulated facilities.

96-4
(cont'd)

We appreciate your consideration of these comments, and the Air District staff's hard work on this critical regulation. We look forward to working together to help our region finally achieve clean air by bringing this rule over the finish line on May 7th.

96-5

Sincerely,



Michelle Ghafar
Regina Hsu
Adrian Martinez
Earthjustice

Sari Fordham
350 Riverside

Dean Toji
Environmental Justice Committee
Asian Pacific Policy & Planning Council

Mike Young
California League of Conservation Voters

Alma Marquez
Center for Community Action & Environmental Justice

Jesse Marquez
Coalition for a Safe Environment

Taylor Thomas
East Yard Communities for Environmental Justice

Sylvia Betancourt
Long Beach Alliance for Children with Asthma

Yasmine Agelidis
Los Angeles County Electric Truck & Bus Coalition

Heather Kryczka
Natural Resources Defense Council

Andrea Vidaurre
People's Collective for Environmental Justice

Susan A. Phillips
Robert Redford Conservancy for Southern California Sustainability
Pitzer College

Peter M. Warren
San Pedro & Peninsula Homeowners Coalition

Carlo De La Cruz
Sierra Club

Elliot Gonzales
Stop Fracking Long Beach

Joyce Xi
Union of Concerned Scientists

Sheheryar Kaoosji
Warehouse Worker Resource Center

cc:
Wayne Natri
Executive Officer
South Coast Air Quality Management District
wnatri@aqmd.gov

Sarah Rees
Deputy Executive Officer
Planning, Rule Development & Area Sources
srees@aqmd.gov

Ian MacMillan
Planning and Rules Manager
South Coast Air Quality Management District
imacmillan@aqmd.gov

Victor Juan
Program Supervisor
South Coast Air Quality Management District
vjuan@aqmd.gov

From: Jacob Ruiz <jacobpruiz@gmail.com>

Sent: Thursday, April 15, 2021 7:40 PM

To: Angela Kim <akim@aqmd.gov>

Subject: Indirect Source Rule

Hello,

My name is Jacob and I am a concerned resident of Los Angeles. I can't make the public comment call tomorrow so I am emailing you today to urge the air district board to please support and consider a rule to regulate pollution from indirect sources. The warehouse indirect source rule has been pushed back and delayed for months, even though my community feels the effects of goods movement like truck traffic and warehouse operations around the clock, even through COVID 19.

97-1

This summer we had over 100 unhealthy air days for smog in the South Coast Region. The air district must be proactive in ensuring industry polluters are held accountable for their historical environmental damage to our communities. The South Coast Air Basin is home to some of the worst air pollution in the country, primarily caused by emissions from warehouses and the goods movement industry and you have the power to positively affect hundreds of thousands of lives.

Please rule on a strong ISR!

Thanks,

Jacob Ruiz

From: Shannon Labuschagne <labuschagne.shannon@gmail.com>

Sent: Friday, April 16, 2021 11:02 AM

To: Angela Kim <akim@aqmd.gov>

Subject: [EXTERNAL]Public comment

Hello,

I am emailing in my public comment. I would have given this comment in person, however, due to technical difficulties I was unable to remain on the call. Below is my comment concerning the Indirect Source Rule:

My name is Shannon and I'm a Los Angeles resident. I'm commenting today to voice my support for a strong indirect source rule and urge the board to do the same. I feel that the delay or dilution of the rule is something we cannot afford. We need an indirect source rule in its strongest form and application to help electrify warehouses, keep polluting trucks out of our communities, and address our incredibly serious air quality problems.

Since corporate factories are not people, they do not have to live through and experience the burdens of their pollutants. This burden is instead handed down to communities, disproportionately communities of colour, who have to live with the negative health impacts of factory transport pollution. Because of this, industries working in our city and in our community must be held responsible for their pollutants through regulation that improves accountability and transparency, placing a sense of urgency on industries to decrease pollution.

A strong indirect source rule will be a step in the right direction to achieving this. I urge the support and commitment of your office to this end.

Thank you,
Shannon Labuschagne

From: Lime V. [<mailto:Limeaboutsomething@outlook.com>]
Sent: Thursday, April 15, 2021 7:05 PM
To: Clerk of Board
Subject: [EXTERNAL]Public Comment for the Mobile Source Committee Meeting

Good Morning,

My name is Amy Vasquez and I am concerned that community voices are falling on deaf ears. Many of us have to work, children to care for, homework to complete, and yet we have all made time to be here to fight for our basic needs as humans. Please open your ears, hearts, and minds in order to provide us all your undivided attention.

Clean air is a basic human need and we have been subjected to the pollution dirty warehouses bring to our community for too long. The warehouse industry is highly unregulated and the time to end prioritizing profits over our health is now. As members of South Coast AQMD you should all be utilizing your authority to use an indirect source rule to reduce/eliminate the pollution caused by warehouses. Your support of the Warehouse ISR is critical to improving the air quality and health in the region. We all know that realistically the promise of warehouse jobs is temporary, the jobs that are currently available are dangerous, low wage, and often do not include much needed benefits. Allowing warehouses to continue to conduct business as is you are condemning us all to living conditions where the only option is poor health.

Please support a strong indirect source rule for all of us.

Thank you,

Amy Vasquez

99-1



RELIABLE • PRECISION • CONTROLS

Featuring Janco Products

13955 Balboa Blvd.

Sylmar, CA 91342

Tel: 818-361-3366 | Fax: 818-365-5505

www.masoncontrols.com

April 7, 2021

Chair William Burke and Governing Board Members
South Coast Air Quality Management District
21865 Copley Drive
Diamond Bar, California 91765-4178

Re: **OPPOSITION TO PROPOSED RULE 2305 (WAREHOUSE INDIRECT SOURCE RULE)**

Dear Mr. Burke and Governing Board Members,

Currently, there are pending changes concerning air quality regulation that are due to be voted on by you. As a business that relies on affordable warehouse space, we are deeply concerned what potential impacts Rule 2305 will have to our operating expenses. If Rule 2305 passes it will result in increased property taxes and consequently, higher overhead operating expenses creating economic hardship in an already difficult economic climate. Currently in our lease, we as the Tenant, are responsible for any resulting increases in taxes imposed through this new Rule.

100-1

We are very concerned about the potential negative impacts on the warehousing/logistics sector by the South Coast Air Quality Management District. We are reaching out to you today to encourage you to reconsider the implementation of Rule 2305. Although we are also concerned with improving the air quality in Southern California, this Rule could deeply hurt our business and effectively our employees.

100-2

In consideration of this, we believe this proposed rule is outside the authority of the local air district and it is not mission driven as it has no sunset date. Furthermore, it is poorly written, fails to understand the dynamics of the goods movement sector, and includes an arbitrary menu of options and credits. Furthermore, the rule has questionable projections on any actual emission reductions it will achieve. Additionally, it will impose significant administrative and mitigation expenses. As written, this rule is in essence a tax on the warehousing sector.

100-3

While we understand Rule 2305 is well intended, we believe it will cause significant harm to our business for the reasons mentioned above. As such, we respectfully request that you oppose Rule 2305, as the potential damages to our business, and businesses like ours, across Southern California could be economically devastating, particularly when considering the financial hardships many business owners are already experiencing due to COVID-19 related closures, delays and ordinances.

100-4

Thank you in advance for your time and consideration.

Signed:

April 21, 2021

Wayne Nastri
Executive Officer
South Coast Air Quality Management District
21865 Copley Drive
Diamond Bar, California 91765
wnastri@aqmd.gov

Dear Mr. Nastri:

This letter is in response to the Warehouse Indirect Source Rule (Proposed Rule 2305) and Fees for Rule 2305 (Proposed Rule 316).

101-1

Diesel pollution generated by transporting freight or cargo in the State continues to be the biggest contributor to the air toxics and criteria pollutants that affect everyone's quality of life. Communities near warehouses experience higher exposure to air pollution due to cumulative emissions from sources such as trucks, transport refrigeration units, and other freight equipment. The greater air pollution burden in these communities result in increased cases of asthma, hospitalizations, cancer, and even premature death related to heart and lung disease. Strategies for near-term emission reductions from freight facilities, such as the ones proposed in this rule, are especially needed to address the levels of ozone, and particulate matter that exceed National Ambient Air Quality Standards. Complementary mitigation strategies are needed at both the State and regional level to provide healthy air and to meet the 2023 and 2031 attainment deadlines. These strategies include the 2020 Mobile Source Strategy and Indirect Source Rules from air districts. The California Air Resources Board (CARB) supports the Draft Warehouse Indirect Source Rule (PR 2305) and Fees for Rule 2305 (PR 316) proposed by the South Coast Air Quality Management District (SCAQMD). The Warehouse Actions and Investments to Reduce Emissions (WAIRE) Program, created by these rules, represents an important action in addressing the region's air quality issues and minimizing the public health impacts that warehouse activities have on nearby communities that are disproportionately burdened by air pollution. CARB appreciates the hard work that SCAQMD put into developing the WAIRE Program. The WAIRE Program will be vital to protecting public health.

101-2

101-3

SCAQMD has clear authority under federal and California law to enact the WAIRE Program. The federal Clean Air Act explicitly permits any state to include an indirect source review program in its State Implementation Plan (SIP), 42 U.S.C. § 7410(a)(5)(A), and simply emphasizes that the United States Environmental Protection Agency (U.S. EPA) may not require a state to submit an indirect source review plan, even on new and modified facilities, see 42 U.S.C. § 7410(a)(5)(C). The indirect source review program is not limited to new or modified sources; rather it includes them, see 42 U.S.C. § 7410(a)(5)(D). Indirect source is broadly defined as any "facility, building, structure, installation, real property, road, or highway which attracts, or may attract, mobile sources of pollution," and regulation of such

101-4

sources is appropriate to meet key public health standards. See 42 U.S.C. § 7410(a)(5)(C)&(D). Indeed, a commitment to create such programs is a key part of the Air Quality Management Plan SCAQMD is using to attain federal air standards. This commitment needs to be put in place to comply with federal law.

101-5

As a State law matter, moreover, Air Districts have sweeping authority and obligations to regulate “air pollution from all sources” other than vehicles, and “shall adopt and enforce rules and regulations to achieve and maintain” air quality standards. Health & Safety Code § 40000 & 40001. The federal Clean Air Act operates as a floor, not a ceiling, on State authority, meaning that this sweeping State law authority fills in any gaps that might exist under federal law. See 42 U.S.C. § 7416. The federal Clean Air Act neither preempts nor limits State authority to impose an indirect source review program on new, modified, or existing sources. Finally, California law explicitly permits Air Districts, including SCAQMD, to impose indirect source requirements such as the requirements that the district proposes here (Health & Safety Code §§ 40717.5, 40716). This includes fee authority (Health & Safety Code §§ 40522.5, 42311).

101-6

The WAIRE Program offers multiple pathways to accelerate the deployment of clean technologies, including the purchase of zero-emission heavy-duty vehicles and heavy-duty vehicles that will be significantly cleaner than existing heavy-duty vehicles. CARB’s Advanced Clean Trucks and Low Oxides of Nitrogen (NOx) Omnibus regulations will require new 2024 and subsequent model heavy-duty vehicles that are sold in California to demonstrate compliance with increasingly stringent emission standards. The WAIRE Program encourages the purchase and use of such vehicles in the South Coast air basin, which would result in lower emissions in the basin, without increasing the number of new vehicles that must be offered for sale under CARB’s regulations.

101-7

CARB supports the immediate adoption of the WAIRE Program and sees it as an important step to protect people throughout the region with an emphasis on nearby communities. Given the rapid advancement in clean technologies, we believe there are opportunities to strengthen the rule in the future. Although the proposed WAIRE Program requirements include many options to accelerate the deployment of cleaner technologies throughout the region, the proposed rules should be further strengthened in the future in order to maximize near-term emissions reductions through the deployment of zero-emission vehicles and build out supporting zero-emission infrastructure. A major strength of the rule is that it allows for a diverse set of actions that warehouse owners/operators can take to meet their compliance obligation. However, a more focused emphasis on deployment of zero-emission technologies is crucial in meeting public health commitments to communities in your region. Below we identify some opportunities for strengthening the rule in the future and anticipate further options will become available given the rapid emergence of commercial zero emission solutions:

101-8

- Placing an increased emphasis on utilization of zero-emission technologies over combustion alternatives is necessary to achieve air quality, toxic, and climate goals.
- Raising the stringency, to ensure facility compliance obligations are commensurate with the negative public health impacts these facilities have on nearby communities.

101-9

101-10

- Deploying zero-emission vehicles, equipment, and supporting fueling/charging infrastructure should be prioritized over other options that would not directly reduce emissions produced at facilities. 101-11
- Decreasing the threshold for facility size would require smaller facilities to comply with this rule, which would help reduce the cumulative impacts and exposure. 101-12

Integrating an implementation review to account for the accelerated commercialization of zero-emission technologies and increased infrastructure deployment over time. As CARB and SCAQMD continue their longstanding partnership in protecting communities throughout the South Coast Air Basin, we encourage you to remain steadfast in working to achieve the goal of clean air for all. Developing an indirect source rule like this is very challenging, and I applaud the SCAQMD for developing an ambitious program that guarantees public health improvements that will be felt by local communities. CARB stands by to support you in this endeavor, and look forward to the implementation of the WAIRE Program. 101-13

Sincerely,



Richard W. Corey, Executive Officer

cc: Sarah L. Rees, Ph.D., Assistant Deputy Executive Officer, South Coast Air Quality Management District
srees@aqmd.gov

Ian MacMillan, Planning and Rules Manager, South Coast Air Quality Management District
imacmillan@aqmd.gov

Victor Juan, Program Supervisor, South Coast Air Quality Management District
vjuan@aqmd.gov

April 9, 2021

Chair William Burke and Governing Board Members
South Coast Air Quality Management District
21865 Copley Drive
Diamond Bar, California 91765-4178

Re: OPPOSITION TO PROPOSED RULE 2305 (WAREHOUSE INDIRECT SOURCE RULE)

Dear Mr. Burke and Governing Board Members,

Currently, there are pending changes concerning air quality regulation that are due to be voted on by you. As a business that relies on affordable warehouse space, we are deeply concerned what potential impacts Rule 2305 will have to our operating expenses. If Rule 2305 passes it will result in increased property taxes and consequently, higher overhead operating expenses creating economic hardship in an already difficult economic climate. Currently in our lease, we as the Tenant, are responsible for any resulting increases in taxes imposed through this new Rule.

102-1

We are very concerned about the potential negative impacts on the warehousing/logistics sector by the South Coast Air Quality Management District. We are reaching out to you today to encourage you to reconsider the implementation of Rule 2305. Although we are also concerned with improving the air quality in Southern California, this Rule could deeply hurt our business and effectively our employees.

102-2

In consideration of this, we believe this proposed rule is outside the authority of the local air district and it is not mission driven as it has no sunset date. Furthermore, it is poorly written, fails to understand the dynamics of the goods movement sector, and includes an arbitrary menu of options and credits. Furthermore, the rule has questionable projections on any actual emission reductions it will achieve. Additionally, it will impose significant administrative and mitigation expenses. As written, this rule is in essence a tax on the warehousing sector.


102-3

While we understand Rule 2305 is well intended, we believe it will cause significant harm to our business for the reasons mentioned above. As such, we respectfully request that you oppose Rule 2305, as the potential damages to our business, and businesses like ours, across Southern California could be economically devastating, particularly when considering the financial hardships many business owners are already experiencing due to COVID-19 related closures, delays and ordinances.

102-4

Thank you in advance for your time and consideration.

Sincerely,


Mark Ahlers
Engineering Manager
Paige Electric Co. L.P.
16110 Manning Way
Cerritos, CA 90703

April 9, 2021

Chair William Burke and Governing Board Members
South Coast Air Quality Management District
21865 Copley Drive
Diamond Bar, California 91765-4178

Re: OPPOSITION TO PROPOSED RULE 2305 (WAREHOUSE INDIRECT SOURCE RULE)

Dear Mr. Burke and Governing Board Members,

Currently, there are pending changes concerning air quality regulation that are due to be voted on by you. As a business that relies on affordable warehouse space, we are deeply concerned what potential impacts Rule 2305 will have to our operating expenses. If Rule 2305 passes it will result in increased property taxes and consequently, higher overhead operating expenses creating economic hardship in an already difficult economic climate. Currently in our lease, we as the Tenant, are responsible for any resulting increases in taxes imposed through this new Rule.

103-1

We are very concerned about the potential negative impacts on the warehousing/logistics sector by the South Coast Air Quality Management District. We are reaching out to you today to encourage you to reconsider the implementation of Rule 2305. Although we are also concerned with improving the air quality in Southern California, this Rule could deeply hurt our business and effectively our employees.

103-2

In consideration of this, we believe this proposed rule is outside the authority of the local air district and it is not mission driven as it has no sunset date. Furthermore, it is poorly written, fails to understand the dynamics of the goods movement sector, and includes an arbitrary menu of options and credits. Furthermore, the rule has questionable projections on any actual emission reductions it will achieve. Additionally, it will impose significant administrative and mitigation expenses. As written, this rule is in essence a tax on the warehousing sector.

103-3

While we understand Rule 2305 is well intended, we believe it will cause significant harm to our business for the reasons mentioned above. As such, we respectfully request that you oppose Rule 2305, as the potential damages to our business, and businesses like ours, across Southern California could be economically devastating, particularly when considering the financial hardships many business owners are already experiencing due to COVID-19 related closures, delays and ordinances.

103-4

Thank you in advance for your time and consideration.

Sincerely,



Bob Niedbalski
Executive Vice President
Paige Electric Co. L.P.
16110 Manning Way
Cerritos, CA 90703

April 9, 2021

Chair William Burke and Governing Board Members
South Coast Air Quality Management District
21865 Copley Drive
Diamond Bar, California 91765-4178

Re: OPPOSITION TO PROPOSED RULE 2305 (WAREHOUSE INDIRECT SOURCE RULE)

Dear Mr. Burke and Governing Board Members,

Currently, there are pending changes concerning air quality regulation that are due to be voted on by you. As a business that relies on affordable warehouse space, we are deeply concerned what potential impacts Rule 2305 will have to our operating expenses. If Rule 2305 passes it will result in increased property taxes and consequently, higher overhead operating expenses creating economic hardship in an already difficult economic climate. Currently in our lease, we as the Tenant, are responsible for any resulting increases in taxes imposed through this new Rule.

104-1

We are very concerned about the potential negative impacts on the warehousing/logistics sector by the South Coast Air Quality Management District. We are reaching out to you today to encourage you to reconsider the implementation of Rule 2305. Although we are also concerned with improving the air quality in Southern California, this Rule could deeply hurt our business and effectively our employees.

104-2

In consideration of this, we believe this proposed rule is outside the authority of the local air district and it is not mission driven as it has no sunset date. Furthermore, it is poorly written, fails to understand the dynamics of the goods movement sector, and includes an arbitrary menu of options and credits. Furthermore, the rule has questionable projections on any actual emission reductions it will achieve. Additionally, it will impose significant administrative and mitigation expenses. As written, this rule is in essence a tax on the warehousing sector.

104-3

While we understand Rule 2305 is well intended, we believe it will cause significant harm to our business for the reasons mentioned above. As such, we respectfully request that you oppose Rule 2305, as the potential damages to our business, and businesses like ours, across Southern California could be economically devastating, particularly when considering the financial hardships many business owners are already experiencing due to COVID-19 related closures, delays and ordinances.

104-4

Thank you in advance for your time and consideration.

Signed:

Signature

Date

APRIL 9, 2021



April 21, 2021

Mr. Ian MacMillan
South Coast Air Quality Management District
21865 Copley Drive
Diamond Bar, California 91765-4178

Re: Comments on Proposed Rule 2305

Dear Mr. MacMillan:

On behalf of over 56,000 members of the Southwest Regional Council of Carpenters, I write to respectfully request the board postpone, indefinitely, any adoption of Rule 2305 (Indirect Source Rule or ISR) in light of the current economic and public health crisis. The current language and timeline of Rule 2305 would add uncertainty to the market, and we respectfully request that more analysis be given to its economic impact, particularly on construction. The construction and maintenance of warehouse facilities provide vital, good paying careers to more than 3,000 local union Carpenters. These careers provide great wages, health benefits, and retirement security and allow our members to work closer to home, be impactful members of the community and provide for their families. This rule will directly affect the economic security of thousands of households and create even further uncertainty during this already uncertain time.

105-1

While we strongly support a just transition to a clean energy economy, a policy change this broad and at this time would be destabilizing for the industry. The COVID-19 pandemic is a once-in-a-century event that has upended Southern California's economy and construction sector. The impacts of the pandemic have particular relevance to the warehouse industry as the growth in e-commerce has led to a surge in warehouse demand. This surge has been key in keeping Southern Californians working in this sector at a time when other areas of our country were not as fortunate.

105-2

We ask that the SCAQMD postpone this item indefinitely so that there can be further research done into the effects of such rule and its impact on the economy. A greater understanding of how this rule will have a ripple-effect on our region, especially the construction industry, is something that I would ask each board member to prioritize before considering passing Rule 2305. Thank you again for your consideration of this important issue.

105-3

Sincerely,

Daniel Langford
Executive Secretary-Treasurer
Southwest Regional Council of Carpenters

10 West Market Street
Suite 1400
Indianapolis, IN 46204



www.scopelitis.com

Main (317) 637-1777
Fax (317) 687-2414

GREGORY M. FEARY
MANAGING PARTNER
gfeary@scopelitis.com
Direct Dial: (317) 492-9223

SHANNON M. COHEN
scohen@scopelitis.com

PRASAD SHARMA
psharma@scopelitis.com

April 22, 2021

VIA EMAIL

Mr. Ryan Banuelos (rbanuelos@aqmd.gov)
Planning/CEQA
South Coast Air Quality Management District
21865 Copley Drive
Diamond Bar, CA 91765

Mr. Victor Juan (vjuan@aqmd.gov)
Planning, Rule Development and Area Sources
South Coast Air Quality Management District
21865 Copley Drive
Diamond Bar, CA 91765

RE: Comments on Proposed Rule 2305 – Warehouse Indirect Source Rule –
Warehouse Action and Investments to Reduce Emissions Program
(WAIRE)

Dear Mr. Banuelos and Mr. Juan:

We appreciate the opportunity to submit comments on the South Coast Air Quality Management District's ("SCAQMD") Proposed Rule 2305 – Warehouse Indirect Source Rule – Warehouse Actions and Investment to Reduce Emissions (WAIRE) Program (the "Proposed Rule"). Scopelitis, Garvin, Light, Hanson & Feary is the

Indianapolis • Chicago • Washington, D.C. • Los Angeles • Chattanooga
Detroit • Dallas/Fort Worth • Milwaukee • Salt Lake City • Seattle

SERVICES OUTSIDE CALIFORNIA AND MICHIGAN PROVIDED BY SCOPELITIS, GARVIN, LIGHT, HANSON & FEARY, PROFESSIONAL CORPORATION
SERVICES IN MICHIGAN PROVIDED BY SCOPELITIS, GARVIN, LIGHT, HANSON & FEARY, PROFESSIONAL LIMITED LIABILITY COMPANY
SERVICES IN CALIFORNIA PROVIDED BY SCOPELITIS, GARVIN, LIGHT, HANSON & FEARY, LIMITED LIABILITY PARTNERSHIP

nation's leading transportation-focused law firm, and our clients include motor carriers, brokers, and warehouse operators that operate in interstate and intrastate commerce in California and nationwide and which regularly pick up from, and deliver to, warehouses in the SCAQMD. While we share many of the same concerns about the Proposed Rule expressed by the California Trucking Association, we specifically write to underscore the concern the Proposed Rule would be preempted under 49 U.S.C. § 14501.

Summary of the Rule As It Pertains to Trucking

Although the Proposed Rule applies directly to operators and owners of warehouses, SCAQMD has found that trucks delivering goods to and from warehouses contribute "[t]he majority of emissions associated with warehouses."¹ The Proposed Rule's purpose is to reduce local and regional NOx and PM emissions, and the Proposed Rule is founded on the premise that "[t]rucks delivering or picking up goods from a warehouse are a proxy for total activity and emissions related to a warehouse."² The premise is inextricably embedded in the calculation of a warehouse's WAIRE Points Compliance Obligation, which is determined, in part, by the number of truck trips to a facility in a given year.³ Finally, the first two actions or investments listed in the Proposed Rule's menu for earning WAIRE points are: 1) the acquisition of zero emissions ("ZE")/near zero emissions ("NZE") trucks in a warehouse operator's fleet; and 2) the number of ZE/NZE truck visits.⁴

The Proposed Rule Would Likely Be Preempted Under 49 U.S.C. § 14501

As part of its deregulation of the trucking industry, Congress enacted a provision in the Federal Aviation Administration Authorization Act of 1994 ("FAAAA") to "pre-

¹ Victor Juan *et al.*, Second Draft Staff Report ("Report"), Proposed Rule 2305 – Warehouse Indirect Source Rule – Warehouse Actions and Investments to Reduce Emissions (WAIRE) Program and Proposed Rule 316 – Fees for Rule 2305, April 2021, at 6. The Report also notes that up to 40% of warehouse operators may also be motor carriers, operate a fleet of trucks. *Id.* at 44, n. 64.

² *Id.* at 35.

³ Proposed Rule, § (d).

⁴ *Id.* at Table 3.

empt state trucking regulation.”⁵ Modeled on deregulatory legislation enacted for the aviation industry, Congress provided that “[A] State ... may not enact or enforce a law, regulation or other provision ... related to a price, route, or service of any motor carrier ... with respect to the transportation of property.”⁶ As with the Maine law impacting delivery services in *Rowe*, the Proposed Rule would likely be preempted.

The Court has held that under the FAAAA: 1) a state law is preempted if it has a connection with or reference to motor carrier prices, routes, or services; 2) preemption can occur even if the state law’s effect is only indirect; 3) it makes no difference whether the state law is consistent or inconsistent with federal laws; and 4) preemption occurs, at least, where a state law has a significant impact on Congress’s deregulatory and preemption-related objectives.⁷ The Proposed Rule meets this criteria.

In *Rowe*, the Court struck down a Maine law that required tobacco retailers to use delivery services that followed particular delivery procedures. While the Court “concede[d] that the regulation here is less ‘direct’ than it might be, for it tells *shippers* what to choose rather than *carriers* what to do,” the Court still found that the law created a connection with motor carrier services, because those services made up a substantial portion of all delivery services.⁸ The Proposed Rule similarly recognizes truck deliveries are a substantial portion of the emissions to be curtailed and the first two options for earning WAIRE points either (i) regulates warehouse operators in their capacity as fleet operators (i.e., motor carriers) or (ii) tells warehouse operators to choose motor carriers that utilize ZE/NZE vehicles.⁹ In either instance, the result is the regulation dictating that motor carriers provide their services using equipment that “differ[s] significantly from [otherwise lawful equipment] that, in the absence of

⁵ *Rowe v. New Hampshire Motor Transport Ass’n*, 552 U.S. 364, 368 (2008).

⁶ 49 U.S.C. § 14501(c)(1).

⁷ *Rowe*, 552 U.S. at 370-71 (citing *Morales v. Trans World Airlines, Inc.*, 504 U.S. 374 (1992) (internal quotation marks omitted)).

⁸ *Id.* at 371-72.

⁹ In neither instance is the Proposed Rule a generally applicable law, because it does not affect motor carriers “solely in their capacity as members of the general public.” *Id.* at 375.

the regulation, the market might dictate.”¹⁰ Given Congress’s overarching goal in passing the deregulatory provision was to “ensure transportation rates, routes, and services that reflect ‘maximum reliance on competitive market forces,’ thereby stimulating ‘efficiency, innovation, and low prices,’ as well as ‘variety’ and ‘quality,’” the Proposed Rule would significantly frustrate Congress’s objectives.¹¹

106-1

What the Court’s jurisprudence makes clear is that state law cannot require warehouses to do what the state cannot directly do itself. The Report anticipates that warehouse operators will contract with motor carriers to take into account the Proposed Rule by requiring ZE or NZE truck visits, resulting in a de facto requirement for motor carriers to use ZE or NZE trucks in lieu of trucks that are otherwise legally operable.¹² In addition to requiring the use of equipment that market forces do not currently support, the elevated cost of ZE and NZE trucks will undoubtedly cause motor carriers to increase prices in order to recoup the required additional investment. And although the Report recognizes that Class 8 trucks transporting goods to and from warehouses covered by the Proposed Rule can operate nationally,¹³ there is no discussion about how a requirement for motor carriers to use ZE or NZE trucks will impact the motor carrier’s national routes and networks in light of charging station scarcity and battery range restrictions. It is far too speculative to assume that interstate trucks will not be range-bound and/or subject to frequent service disruptions in order to re-charge trucks – precisely the type of state law impact on motor carrier routes and services that the FAAAA was intended to protect against.

106-2

SCAQMD cites the California Health and Safety Code as the statutory authority for the Proposed Rule. While we have no reason to doubt the Proposed Rule is being considered to further important public health and safety goals, there is no public health exception to FAAAA preemption.¹⁴ If the Court could find no such exception

106-3

¹⁰ *Id.* at 372.

¹¹ *Id.* at 370 (quoting *Morales*, 504 U.S. at 378).

¹² Report, at 45.

¹³ *Id.* at 43.

¹⁴ *Id.* at 375 (“The Act says nothing about a public health exception.”)

Mr. Ryan Banuelos

Mr. Victor Juan

April 22, 2021

Page 5

for a law aimed to protect against sales of cigarettes to minors, it seems inconceivable the Court would find an exception here.

106-3

Conclusion

Thank you for the opportunity to express our concerns that the Proposed Rule, by indirectly regulating motor carriers, is likely preempted under federal law.

Very truly yours,

/s/ Gregory M. Feary

/s/ Shannon M. Cohen

/s/ Prasad Sharma

DCG Fulfillment

04/28/2021

Ian MacMillan
Victor Juan
South Coast Air Quality Management District
21865 Copley Drive
Diamond Bar, California 91765-4178
Sent Via Email: imacmillan@aqmd.gov / vjuan@aqmd.gov

Subject: Comments on Proposed Rule 2305 (Warehouse Indirect Source Rule)

Dear Mr. MacMillan:

DCG Fulfillment opposes the adoption of Rule 2305 (Indirect Source Rule). Warehouses such as ours are integral to the Southern California logistics industry. The logistics industry played a crucial role in the response to the COVID-19 pandemic—not only in the distribution of medical supplies, vaccines, and equipment but also in delivering goods to a public that has become increasingly dependent on e-commerce. We remained open during the pandemic ensuring the supply chain was not broken and provided an income to all our Employees despite the challenges and dramatically increased costs to our company to keep them safe during the pandemic. This financial burden has compounded the challenges companies such as ours are facing having worked to support our employees to the “living wage” of \$15 per hour. This of course is a burden many of our competitors do not have to face as they reside in states outside of California. We love our state being life-long Employers in California and are not looking to be financially pushed out as our families all live here. However, we are not sure where these extra funds will be able to come from as we already work with very thin margins in our industry.

107-1

The District’s proposed ISR seems to be a misguided policy during the COVID-19 pandemic. The District is pursuing a regulation targeting a sector that serves as a lifeline to our region and the nation and is deemed essential by federal and state governments. Under the current draft rule, reporting obligations begin only 60 days from rule adoption. The substantive WAIRE Points obligations will commence as soon as July 2021.

The following further comments are provided in response to the District’s Proposed Rule 2305:


1. This rule would impose additional/permanent costs on warehouses of approximately \$.90 per square foot. This extra cost would amount to targeting a specific essential industry with \$1 billion in annual fees during the worst possible time and while responding to the pandemic’s challenges on behalf of our nation.

107-2

- | | |
|--|-------|
| 2. It is not feasible to comply with the ISR due to the following:
a) The proposed rule requires warehouses to control truck fleets and decrease truck emissions. Yet, we as warehouse operators are not able to accomplish this task.
b) Our Warehouse has no control over how truck engines are manufactured.
c) Our Warehouse does not own truck fleets, nor do we control what type of trucks shipping companies purchase.
d) Our Warehouse does not control which trucks come to warehouses, when they arrive, where they come from, or any other variables related to truck trips. | 107-3 |
| 3. The technology is not available to accomplish items on the WAIRE menu. For example, there are no heavy-duty electric trucks available that are viable from a technology and/or economically reasonable standard. | 107-4 |
| 4. Warehouses have been deemed to be essential businesses by the State for important reasons including:
a) The approximately 18 million people who live in Southern California rely on warehouses as an integral part of the goods movement system to get them the items they need to survive, like food, medical supplies, clothes etc. | 107-5 |
| 5. This rule creates tremendous uncertainty in the economy as the full negative impact of this ISR is not known.
a) Uncertainty should not be created in this critical, essential business sector, especially considering the current economic downturn/unemployment crisis associated with the COVID-19 pandemic. | 107-6 |
| 6. Warehouses provide a broad range of jobs for people of every level of education and skillset. Warehouses and the logistics industry offer jobs that lead to upward ability. This job creation is a socioeconomic benefit that the proposed ISR's onerous costs would threaten. | 107-7 |
| 7. The proposed ISR seeks to "indirectly" regulate the trucking industry through the Warehouse industry. The District should publicly explain how it has the jurisdiction/authority to regulate a mobile source that is such an integral part of interstate commerce as the trucking industry. | 107-8 |

Thank you for your attention to these comments. Please include these comments as part of the official record for Proposed Rule 2305 (Warehouse Indirect Source Rule) so that all SCAQMD Board Members may have the opportunity to review the above.	107-9
---	-------

Respectfully,



Jim Jennison
Owner and CEO
DCG Fulfillment

Cc: Governing Board Members



April 23, 2021

Mr. Ian MacMillan
Mr. Victor Juan
South Coast Air Quality Management District
21865 Copley Drive
Diamond Bar, CA 91765-4178

Sent Via Email: imacmillan@aqmd.gov / vjuan@aqmd.gov

Subject: Comments on Proposed Rule 2305 (Warehouse Indirect Source Rule)

Dear Messrs. MacMillan and Juan,

Pactiv Evergreen has serious concerns regarding the adoption of Rule 2305 (Indirect Source Rule). This proposed rule would be extremely costly for our company to implement at our warehouse in San Bernardino. We do not own our trucking fleet, and the mitigation measures offered in the proposed rule are beyond our control and would not reduce the company's fee exposure.

108-1

Pactiv Evergreen is the largest manufacturer and distributor of food and beverage packaging in North America with a diversified mix of customers, including restaurants, foodservice distributors, supermarkets, food and beverage producers, food packers and processors. We have seven manufacturing and warehousing facilities throughout California with over 1,100 employees. **Our San Bernardino distribution center (DC) is large enough to fall under this proposed rule.** This DC is used to distribute essential foodservice items across California, Nevada, Arizona, Utah, Oregon and Washington.

Pactiv Evergreen believes the District's proposed ISR is targeting a sector that has been deemed essential by federal and state governments and serves as a lifeline to the region and the nation. Under the current draft rule, reporting obligations begin only 60 days from rule adoption. The substantive WAIRE Points obligations will commence as soon as July 2021.

108-2

The threat of these potentially enormous fees and/or cost of mitigation measures will force us to consider other options, including potentially moving to a new location outside of the South Coast authority.

108-3

Additionally:

- Based on a calculation of ~\$.90 per square foot, the District's Proposed Rule 2305 would impose additional annual costs on our warehouse of over three-quarters of a million dollars during the worst possible time and while responding to the pandemic's challenges on behalf of our nation. Beyond just our warehouse, we understand that this extra cost would equate to an estimated \$1 billion each year for the all warehouses in the South Coast area.
- The proposed rule requires our warehouse to control truck fleets and decrease truck emissions. However, we do not own our truck fleet nor can we regulate what type of trucks our shipping companies purchase. We certainly do not have the power to mandate how truck engines are manufactured. Plus, we understand that "green" trucks are in short supply.

108-4

108-5

- | | |
|--|-------|
| • The technology is not available to accomplish items on the WAIRE menu. There are no heavy-duty electric trucks that are viable from a technology and/or economically reasonable standard to service our DC. | 108-6 |
| • Warehouses are deemed essential businesses by the State for important reasons including distribution of essential goods across the region. | 108-7 |
| • This rule creates tremendous uncertainty for the company as the full negative impact of this ISR is not known. And, uncertainty should not be created in this critical, essential business sector, especially considering the current economic downturn/unemployment crisis associated with the COVID-19 pandemic. | 108-8 |

Finally, it appears that the proposed ISR seeks to “indirectly” regulate our trucking service providers through the fees that would be collected from our warehouse/distribution center. We would like to know what authority the District has to regulate a mobile source that is such an integral part of interstate commerce as the trucking industry.	108-9
---	-------

Thank you for your attention to these comments. Please include these comments as part of the official record for Proposed Rule 2305 (Warehouse Indirect Source Rule) so that all SCAQMD Board Members may have the opportunity to review the above.	108-10
---	--------

Respectfully,



Michael J. King
CEO

Cc: Governing Board Members



Averil M. Edwards
Managing Counsel – Environmental, Health & Safety

April 23, 2021

Via Email

South Coast Air Quality Management District
Clerk of the Boards: cob@aqmd.gov
Mr. Victor Juan: vjuan@aqmd.gov

Re: United Airlines Comments on SCAQMD's Proposed Rules 2305 and 316 Warehouse Indirect Source Rule – Warehouse Actions and Investments to Reduce Emissions (WAIRE) Program & Associated Fees

Dear Mr. Juan:

United Airlines, Inc. (United) appreciates the opportunity to submit comments regarding the South Coast Air Quality Management District (SCAQMD) Proposed Rule 2305, a warehouse indirect source rule. United previously submitted comments on March 2, 2021, to an earlier version of Proposed Rule 2305 dated January 15, 2021. In addition to its previously submitted comments, United would like to provide the following additional feedback to SCAQMD regarding Proposed Rule 2305. Airlines for America (A4A) will also be submitting comments to SCAQMD on behalf of its members. United supports and incorporates by reference the A4A comments.

109-1

As indicated in our initial March 2 comment letter, United operates a cargo warehouse building at Los Angeles International Airport (LAX), pursuant to a lease agreement with Los Angeles World Airports (LAWA). United's LAX warehouse building has 100,000 square feet of indoor floor space. It is currently used for cargo warehousing and other aviation activities by United Cargo and other United operational groups, and therefore would be subject to the Proposed Rule as currently drafted. The following sets forth the reasons why United does not believe that SCAQMD has the legal authority to promulgate this rule as it applies to airlines and existing warehouses.

1. The Clean Air Act's indirect source provision does not authorize the SCAQMD's regulation of existing warehouses and distribution centers.

The SCAQMD lacks the legal authority to adopt an indirect source rule for existing air cargo warehouses located at airports. The SCAQMD's Draft Staff Report prepared for the proposed rule relies upon CAA section 110(a)(5)(A)(i) as providing the authority for states to include indirect source review programs as part of their state implementation plans. However, CAA section 110(a)(5)(D) defines an "indirect source review program as "the facility-by-facility review of indirect sources of air pollution, including such measures as are necessary to assure, or assist in assuring, that a *new or modified* indirect source will not attract mobile sources of air pollution, the emissions from which would cause or contribute to air pollution concentrations." (Emphasis added.)

109-2

The CAA limits the scope of an indirect source emission control measure to only those directed at new or modified indirect sources. Proposed Rule 2305 violates the acceptable scope of an indirect source review program under the plain language of the CAA by imposing obligations on existing, as opposed to new or modified warehouses. The Draft Staff Report asserts that “the authority for air districts to set emission reduction targets from indirect sources was confirmed by the [Ninth Circuit] in *NAHB v. San Joaquin Valley UAPCD* (9th Cir. 2020) 627 F.3d 730.” The SCAQMD’s reliance on *NAHB* is misplaced. The rule at issue in *NAHB* involved the regulation of emissions from nonroad vehicles at facilities *undergoing construction*. Such facilities are inherently either new or modified as a result of the construction activity. The court in *NAHB* did not consider whether a purported indirect source review program seeking to regulate existing facilities that had not undergone any construction activity was permissible under the CAA. As such, the SCAQMD cannot use the *NAHB* case as precedence for allowing Proposed Rules 2305 and 316.

109-3

2. The regulation of aviation activities under Proposed Rules 2305 and 316 is preempted under the Airline Deregulation Act (ADA) and other federal statutes.

As stated in our previous comment letter, the Federal Aviation Act and the ADA preempt the Proposed Rule’s regulation of air cargo warehouse operations. Not only are air cargo activities conducted at United’s LAX warehouse, but also aircraft maintenance training and cabin cleaning provisioning. These uses underscore that warehouses operated by airlines are subject to the ADA, which preempts state requirements related to prices, routes, or services of an air carrier. 49 U.S.C. § 41713(b)(1). SCAQMD is impermissibly seeking to restrict United’s air transportation services by requiring United to either change its operations to comply or pay a mitigation fee.

109-4

3. Proposed Rules 2305 & 316 are unnecessarily duplicative of, and potentially contradictory to, existing and forthcoming regulations requiring a transition to zero-emission (ZE) trucks.

In June 2020, the Office of Administrative Law approved the California Air Resources Board’s (CARB) Advanced Clean Trucks (ACT) regulation. The ACT regulation imposes zero emission vehicle sales requirements on truck manufacturers and has a one-time reporting requirement for large entities and fleets. The stated purpose of imposing the reporting requirement is to obtain details about individual fleet operations in order to drive future measures that would “ensure that fleets purchase available ZE trucks and place them in service where suitable to meet their needs.”¹ In addition, by 2035, truck manufacturers truck sales will be required to be 55% ZE for Class 2b-3 and 75% ZE for Class 4-8.

109-5

Proposed Rule 2305’s WAIRE menu allows warehouse owners and operators to earn WAIRE compliance points by implementing very similar actions to those that will eventually be necessitated by the ACT regulation. Where warehouses and truck fleets are operated by the same entity, the rule could have the benefit of accelerating the transition to ZE trucks, but this will not be the case for entities like United. Due to a lack of feasible emissions reduction options for earning WAIRE compliance points through their operations, operators like United **who do not own**

¹ CARB, Advanced Clean Trucks Fact Sheet, June 25, 2020.

or operate the fleets traveling to and from their facilities will only be able to pay mitigation fees to comply. According to the Draft Staff Report, those fees will be used to establish a mitigation program to provide funding to truck operators towards the purchase and installation of ZE charging or hydrogen fueling infrastructure. This will essentially lead to warehouse operators funding the transition towards ZE trucks by fleet owners/operators who would already be subject to future CARB ZE truck requirements. For entities like United, the rule does not provide any measurable reduction in emissions and just shifts the burden and associated costs from the responsible entity to another that has no control over the activities with resulting air emissions.

109-5
(cont'd)

Finally, the United States Environmental Protection Agency has stated that the indirect source rule at issue in the *NAHB* case “does not qualify for emission reduction credit for purpose of an attainment or progress demonstration” [ie, SIP revision] due to enforceability concerns (e.g., provisions allowing developers to pay a fee instead of implementing on-site pollution mitigation measure). See 86 Fed. Reg. 11484 (Feb. 25, 2021). Yet, SCAQMD references in its Preliminary Draft Staff Report the need to attain federal air quality standards as one of the primary drivers for these regulations. The fact that Proposed Rules 2305 and 316 will not qualify for emissions reduction credit in any attainment plan further demonstrates it would be inadvisable for the District to adopt these regulations given its questionable legal authority.

109-6

* * * *

Thank you for your consideration of these comments. Please contact me at averil.edwards@united.com with any questions.

109-7

Regards,

Averil Edwards

Averil Edwards

SOUTH COAST AQMD
CLERK OF THE BOARD
21 APR 22 P5:06

April 22, 2021

Chair Burke and members of the mobile source committee
South Coast Air Quality Management District
2186 Copley Drive
Diamond Bar, CA 91765

Re: Supporting adoption and strengthening of Warehouse Indirect Source Rule (Proposed Rules 2305 and 316)

Dear Chair Burke and members of the mobile source committee:

Environmental Defense Fund (EDF) writes you today to support the warehouse indirect source rule. As you are aware, the air quality in the South Coast Air District is amongst the worst in the country. One of the key contributors of this air pollution is from the use of diesel trucks and other heavy duty equipment operating at or near warehouses, or trucks that are delivering goods to and from these facilities.

110-1

Warehouses are an important focus for pollution reduction efforts in part because they tend to act as "hot spots" for local air pollution. The Second Draft Socioeconomic Impact Assessment for the rule confirms that communities living within a half mile of a warehouse shoulder disproportionate harms, ranking in the 85th percentile of pollution burden statewide, in stark contrast to the rest of the region. EDF's own analysis confirms the disproportionate nature of warehouse pollution on low income communities and communities of color. Simply put, warehouses attract vehicle traffic in a more concentrated manner, and emissions in neighborhoods with warehouses are significantly higher than in other neighborhoods. The communities around these warehouses are nearly 70 percent people of color and nearly 50 percent experience poverty, contributing to the fact that warehouses and disadvantaged communities tend to be co-located.

110-2

As proposed, the Warehouse Indirect source rule (ISR) creates the opportunity to drive the deployment of clean energy technology, including zero emissions medium and heavy duty vehicles and renewable energy generation equipment across Southern California. The ISR incents companies who own and utilize these facilities to pursue as many cost efficient emissions reductions opportunities as possible to convert their operations to zero emissions.

110-3

Recent studies by EDF and partners evaluate the market readiness of zero emissions vehicles and find nearly 125 models of vehicles either announced or in production¹ and document the significant cost benefits associated with pairing electric truck deployments with on-site energy generation and storage.²

110-4

Of course, the proposed indirect source rules are not a silver bullet – there will need to be several additional policy reforms and market transformations required, both local and statewide in nature. The Board should pursue this rule however because it can play a critical role in making people's lives better from improved air quality.

110-5

We thank you for your leadership on this issue and offer our support on the proposed rulemaking package.

Sincerely,



Michael Colvin
Director, Regulatory and Legislative Affairs,
California Energy Program
Environmental Defense Fund



Timothy O'Connor
Senior Director, Energy Program
Environmental Defense Fund

¹ EDF, ICCT, Propulsion Québec, "RACE TO ZERO: How manufacturers are positioned for zero emission commercial trucks and buses in North America" October 2020, available at:

https://www.edf.org/sites/default/files/documents/Race%20to%20Zero-ICCT_EDF_PQ-FINAL.pdf

² GNA, "California Heavy-Duty Fleet Electrification Summary Report" March 2021, available at:

<http://blogs.edf.org/energyexchange/files/2021/03/EDF-GNA-Final-March-2021.pdf>



SOUTH COAST AQMD
CLERK OF THE BOARDS

21 APR 22 P4:50

April 8, 2021

Chair William Burke and Governing Board Members
South Coast Air Quality Management District
21865 Copley Drive
Diamond Bar, California 91765-4178

Re: **OPPOSITION TO PROPOSED RULE 2305 (WAREHOUSE INDIRECT SOURCE RULE)**

Dear Mr. Burke and Governing Board Members,

Currently, there are pending changes concerning air quality regulation that are due to be voted on by you. As a business that relies on affordable warehouse space, we are deeply concerned what potential impacts Rule 2305 will have to our operating expenses. If Rule 2305 passes it will result in increased property taxes and consequently, higher overhead operating expenses creating economic hardship in an already difficult economic climate. Currently in our lease, we as the Tenant, are responsible for any resulting increases in taxes imposed through this new Rule.

111-1

We are very concerned about the potential negative impacts on the warehousing/logistics sector by the South Coast Air Quality Management District. We are reaching out to you today to encourage you to reconsider the implementation of Rule 2305. Although we are also concerned with improving the air quality in Southern California, this Rule could deeply hurt our business and effectively our employees.

111-2

In consideration of this, we believe this proposed rule is outside the authority of the local air district and it is not mission driven as it has no sunset date. Furthermore, it is poorly written, fails to understand the dynamics of the goods movement sector, and includes an arbitrary menu of options and credits. Furthermore, the rule has questionable projections on any actual emission reductions it will achieve. Additionally, it will impose significant administrative and mitigation expenses. As written, this rule is in essence a tax on the warehousing sector.

111-3

While we understand Rule 2305 is well intended, we believe it will cause significant harm to our business for the reasons mentioned above. As such, we respectfully request that you oppose Rule 2305, as the potential damages to our business, and businesses like ours, across Southern California could be economically devastating, particularly when considering the financial hardships many business owners are already experiencing due to COVID-19 related closures, delays and ordinances.

111-4

Thank you in advance for your time and consideration.

Signed:

Randall J. Steward
Chief Financial Officer



April 16, 2021

Chair William Burke and Governing Board Members
South Coast Air Quality Management District
21865 Copley Drive
Diamond Bar, California 91765-4178

Re: Concerns related to Rule 2305 (Warehouse Indirect Source Rule)

Dear Mr. Burke and Governing Board Members,

We trust all is well. It has come to our attention that there are pending rules and regulations being considered by your office, specifically, Rule 2305, Warehouse Indirect Source Rule.

112-1

As we agree with improving the air quality in Southern California, we have been informed that this rule would affect affordable warehouse space in the area by increasing property taxes. Consequently, resulting in higher overhead operating expenses which would create economic hardship in an already difficult economic climate. Currently in our lease, we as the Tenant, are responsible for any increases in taxes.

112-2

As a business that relies on affordable warehouse space, we are reaching out to you today to share our concerns and financial concerns.

While we understand Rule 2305 is well intended, we respectfully request that you consider the potential affects to our business, and businesses like ours, particularly when considering the financial hardships many business owners are already experiencing due to COVID-19 related closures, delays, and ordinances.

112-3

Thank you in advance for your time and consideration.

Sincerely,

Sadaf Foods
2828-2840 South Alameda Street

Cummins Logistics
6289 E. Slauson Ave.
Commerce, CA 90040

SOUTH COAST AQMD
CLERK OF THE BOARD

21 APR 20 P 3:33

April 20, 2021

Chair William Burke and Governing Board Members

South Coast Air Quality Management District

21865 Copley Dr.

Diamond Bar, CA 91765-4178

Re: OPPOSITION TO PROPOSED RULE 2305 (WAREHOUSE INDIRECT SOURCE RULE)

Dear Mr. Burke and Governing Board Members:

Currently, there are pending changes concerning air quality regulation that are due to be voted on by you. As a business that relies on affordable warehouse space, we are deeply concerned what potential impacts Rule 2305 will have to our operating expenses. If Rule 2305 passes it will result in increased property taxes and consequently, higher overhead operating expenses creating economic hardship in an already difficult economic climate. Currently on our lease, we as the tenant, are responsible for any resulting increases in taxes imposed through this new Rule.

113-1

We are very concerned about the potential negative impacts on the warehousing/logistics sector by the South Coast Air Quality Management District. We are reaching out to you today to encourage you to reconsider the implementation of Rule 2305. Although we are also concerned with improving the air quality in Southern California, this Rule could deeply hurt our business and effectively our employees.

113-2

In consideration of this, we believe this proposed rule is outside the authority of the local air district and is not mission driven as it has no sunset date. Furthermore, it is poorly written, fails to understand the dynamics of the goods movement sector, and includes an arbitrary menu of options and credits. Furthermore, the rule has questionable projections on any actual emission

113-3

reductions it will achieve. Additionally, it will impose significant administrative and mitigation expenses. As written, this rule is in essence a tax on the warehousing sector.

113-3
(cont'd)

While we understand Rule 2305 is well intended, we believe it will cause significant harm to our business for the reasons mentioned above. As such, we respectfully request that you oppose Rule 2305, as the potential damages to our business, and businesses like ours, across Southern California could be economically devastating, particularly when considering the financial hardships many business owners are already experiencing due to COVID-19 related closures, delays and ordinances.

113-4

Thank you in advance for your time and consideration in this matter.

Signed:



David A. Cummins



Date

April 19, 2021

Chair William Burke and Governing Board Members
South Coast Air Quality Management District
21865 Copley Drive
Diamond Bar, California 91765-4178

Re: **OPPOSITION TO PROPOSED RULE 2305 (WAREHOUSE INDIRECT SOURCE RULE)**

Dear Mr. Burke and Governing Board Members,

Currently, there are pending changes concerning air quality regulation that are due to be voted on by you. As a business that relies on affordable warehouse space, we are deeply concerned what potential impacts Rule 2305 will have to our operating expenses. If Rule 2305 passes it will result in increased property taxes and consequently, higher overhead operating expenses creating economic hardship in an already difficult economic climate. Currently in our lease, we as the Tenant, are responsible for any resulting increases in taxes imposed through this new Rule.

114-1

We are very concerned about the potential negative impacts on the warehousing/logistics sector by the South Coast Air Quality Management District. We are reaching out to you today to encourage you to reconsider the implementation of Rule 2305. Although we are also concerned with improving the air quality in Southern California, this Rule could deeply hurt our business and effectively our employees.

114-2

In consideration of this, we believe this proposed rule is outside the authority of the local air district and it is not mission driven as it has no sunset date. Furthermore, it is poorly written, fails to understand the dynamics of the goods movement sector, and includes an arbitrary menu of options and credits. Furthermore, the rule has questionable projections on any actual emission reductions it will achieve. Additionally, it will impose significant administrative and mitigation expenses. As written, this rule is in essence a tax on the warehousing sector.


114-3

While we understand Rule 2305 is well intended, we believe it will cause significant harm to our business for the reasons mentioned above. As such, we respectfully request that you oppose Rule 2305, as the potential damages to our business, and businesses like ours, across Southern California could be economically devastating, particularly when considering the financial hardships many business owners are already experiencing due to COVID-19 related closures, delays and ordinances.

114-4

Thank you in advance for your time and consideration.

Signed:



Ryan Howard
Senior Director, Real Estate & Facilities
HD Supply, Inc.

Carole Wayman

From: Clerk of Board
Sent: Wednesday, April 21, 2021 2:31 PM
To: Carole Wayman; Faye Thomas
Subject: FW: Rule 2305: We OPPOSE the Warehouse Indirect Source Rule

Follow Up Flag: Follow up
Flag Status: Flagged

From: Ryan Ole Hass [mailto:myvoice@oneclickpolitics.com]
Sent: Wednesday, April 21, 2021 2:19 PM
To: Clerk of Board <Front_PC@aqmd.gov>
Subject: Rule 2305: We OPPOSE the Warehouse Indirect Source Rule

Re: Rule 2305: We OPPOSE the Warehouse Indirect Source Rule

Dear Members of the AQMD Board:,

I am writing to you to express my opposition to the adoption of Rule 2305 (Indirect Source Rule).

Warehouses are integral to the Southern California logistics industry. The District's proposed ISR is a misguided policy during the COVID-19 pandemic. The District is pursuing a regulation targeting a sector that serves as a lifeline to our region and the nation and is deemed essential by federal and state governments.

115-1

The following reasons highlight our primary concerns with the rule:

1. This rule will impose additional/permanent costs on warehouses that could range in the millions of dollars – which will be passed onto consumers, employees, businesses and elsewhere. The logistics industry is complex and tied to many different industries – the costs associated with this rule will have a ripple effect in the system.

115-2

2. The ISR requires warehouses to control what types of trucks make up their fleet or what types of trucks come to their warehouses – which is not feasible. The trucks the SCAQMD is asking warehouses to purchase are not in existence nor can warehouses control what trucks come to their facilities.

115-3

3. The approximately 18 million people who live in Southern California rely on warehouses as an integral part of the goods movement system to get them the items they need to survive, like food, medical supplies, clothes etc.

115-4

4. Warehouses provide a broad range of jobs for people of every level of education and skillset. Warehouses and the logistics industry offer jobs that lead to upward ability. This job creation is a socioeconomic benefit that the proposed ISR's onerous costs would threaten.

115-5

5. Proposition 26 specifically states that governing bodies can only impose a "fee" on a business if that owner will receive a direct benefit from it. Otherwise, it MUST be considered a tax. We strongly believe that the "mitigation fee" associated with this rule is a tax that should be brought before voters.

115-6

6. It is unclear how many emissions will actually be reduced as a result of this rule. We believe the district is imposing a burdensome regulation with high costs with little to show for it. This is not how regulations should be adopted.

115-7

For these reasons, and more, we OPPOSE Indirect Source Rules.

115-8

Sincerely,
Ryan Ole Hass
ryanolehass.re@gmail.com
757 Ocean Ave, Unit 306 Santa Monica, CA 90402-2655 Constituent

Prepared by OneClickPolitics (tm) at www.oneclickpolitics.com. OneClickPolitics provides online communications tools for supporters of a cause, issue, organization or association to contact their elected officials. For more information regarding our policies and services, please contact info@oneclickpolitics.com

Carole Wayman

From: Clerk of Board
Sent: Wednesday, April 21, 2021 9:27 AM
To: Carole Wayman; Faye Thomas
Subject: FW: Rule 2305: We OPPOSE the Warehouse Indirect Source Rule

Follow Up Flag: Follow up
Flag Status: Flagged

From: Gregg Pawlik [mailto:myvoice@oneclickpolitics.com]
Sent: Wednesday, April 21, 2021 9:20 AM
To: Clerk of Board <Front_PC@aqmd.gov>
Subject: Rule 2305: We OPPOSE the Warehouse Indirect Source Rule

Re: Rule 2305: We OPPOSE the Warehouse Indirect Source Rule

Dear Members of the AQMD Board:,

I am writing to you to express my opposition to the adoption of Rule 2305 (Indirect Source Rule).

Warehouses are integral to the Southern California logistics industry. The District's proposed ISR is a misguided policy during the COVID-19 pandemic. The District is pursuing a regulation targeting a sector that serves as a lifeline to our region and the nation and is deemed essential by federal and state governments.

116-1

The following reasons highlight our primary concerns with the rule:

1. This rule will impose additional/permanent costs on warehouses that could range in the millions of dollars – which will be passed onto consumers, employees, businesses and elsewhere. The logistics industry is complex and tied to many different industries – the costs associated with this rule will have a ripple effect in the system.

116-2

2. The ISR requires warehouses to control what types of trucks make up their fleet or what types of trucks come to their warehouses – which is not feasible. The trucks the SCAQMD is asking warehouses to purchase are not in existence nor can warehouses control what trucks come to their facilities.

116-3

3. The approximately 18 million people who live in Southern California rely on warehouses as an integral part of the goods movement system to get them the items they need to survive, like food, medical supplies, clothes etc.

116-4

4. Warehouses provide a broad range of jobs for people of every level of education and skillset. Warehouses and the logistics industry offer jobs that lead to upward ability. This job creation is a socioeconomic benefit that the proposed ISR's onerous costs would threaten.

116-5

5. Proposition 26 specifically states that governing bodies can only impose a "fee" on a business if that owner will receive a direct benefit from it. Otherwise, it MUST be considered a tax. We strongly believe that the "mitigation fee" associated with this rule is a tax that should be brought before voters.

116-6

6. It is unclear how many emissions will actually be reduced as a result of this rule. We believe the district is imposing a burdensome regulation with high costs with little to show for it. This is not how regulations should be adopted.

For these reasons, and more, we OPPOSE Indirect Source Rules.

Sincerely,

Gregg Pawlik

gpawlik@coldwellbanker.com

Coldwell Banker Company 15101 W Sunset Blvd. Pacific Palisades, CA 90272 Constituent

Prepared by OneClickPolitics (tm) at www.oneclickpolitics.com. OneClickPolitics provides online communications tools for supporters of a cause, issue, organization or association to contact their elected officials. For more information regarding our policies and services, please contact info@oneclickpolitics.com

From: Mike Kelso <mikek@trimodal.com>

Sent: Wednesday, April 7, 2021, 1:47 PM

To: Paul Stroik

Cc: Victor Juan; Greg Owen

Subject: ZE Truck Cost

Mr. Stroik,

My comments are that the estimated cost for ZE truck is grossly understated. We have a quote that our cost will be in excess of \$500,000 per Class 8 tractor. This quote is from a major OEM. We have applied for VW funding and plan to move forward with some EV tractors if we are awarded funding. But the cost will be much higher than presented in this report.

117-1

Our opinion is that it may take two new ZE tractors to do the workload of one diesel tractor. What if any consideration was taken to account for this possibility in the socioeconomic assessment?

117-2

Additionally as an operator in the jurisdiction we do not agree with the conclusions that little to no cargo diversion will occur. Many of our customers are already pursuing alternative ports of entry and this is before this estimated 30% increase in operating rents happens.

117-3

Regards,

Mike

Socioeconomic Assessment - Adobe Acrobat Reader DC (32-bit)

File Edit View Sign Window Help

Home Tools Socioeconomic Ass...

Class 2b-3	\$50,000
Class 6	\$85,000
Class 8	\$130,000

Capital Cost by ZE Truck Class and Year (Pre-Tax)

Year	ZE Class 8	ZE Class 6	ZE Class 2b-3
2022	\$292,544	\$155,055	\$71,920
2023	\$246,948	\$143,904	\$68,318
2024	\$201,351	\$133,554	\$64,896
2025	\$194,134	\$128,321	\$63,635
2026	\$188,312	\$124,112	\$62,599
2027	\$183,371	\$120,563	\$61,684
2028	\$178,870	\$117,345	\$60,829
2029	\$174,809	\$114,456	\$60,035
2030	\$170,748	\$111,568	\$59,241
2031	\$170,748	\$111,568	\$59,241

Recurring costs associated with the use/visits of facility-owned NZE and ZE trucks is done on a per-mile basis. Per-mile usage costs resulting from fuel consumption and other costs (including maintenance, fees, insurance, and mid-life costs) were calculated for all truck classes and fuel types.

Search "Draw Line"

Export PDF

Adobe Export PDF

Convert PDF files to Word or Excel Online

Select PDF file

PR 2885_So...4-7-21.pdf X

Convert to

Microsoft Word (*.docx)

Document Language

English (U.S.) Change

Convert

Edit PDF

Create PDF

Comment

Combine Files

Organize Pages

Convert, edit and e-sign PDF forms & agreements

Free 7-Day Trial

Type here to search

11:55 AM 4/7/2021



**Community Development Department
Planning Division**

14177 Frederick Street
P. O. Box 88005
Moreno Valley CA 92552-0805
Telephone: 951.413-3206
FAX: 951.413-3210

March 16, 2021

Paul Stroik, Economist
Planning, Rule Development and Area Sources
South Coast Air Quality Management District
21865 Copley Dr.
Diamond Bar, CA 91765

Subject: Comments on the Draft Socioeconomic Impact Assessment for Proposed Rule 2305 – Warehouse Indirect Source Rule – Warehouse Actions and Investments to Reduce Emissions (WAIRE) Program and Proposed Rule 316 – Fees for Rule 2305

Dear Mr. Stroik:

In reviewing the Socioeconomic Impact Assessment, staff is concerned that the complexity of the modeling presented in the draft Socioeconomic Impact Assessment makes it difficult to determine the estimated cost of implementation of Proposed Rule 2305. The cost of implementation is of particular concern considering the number of warehouse projects within Moreno Valley that would be subject to the Rule. Of the estimated 470 potentially affected facilities in Riverside County, Moreno Valley has 48 warehouses on the "Potentially Subject to PR 2305" list (or approximately 10% of Riverside County's total facilities). PR 2305 will raise the cost of operating a warehouse in the SCAQMD region, which would impact economic and job growth in the Inland Empire and region.

118-1

The costs to administer and comply with both PR 2305 and PR 316 are also difficult to determine from the 19 different scenarios which were provided to show the range of potential compliance outcomes. For these scenario analyses, all 2,902 potentially affected facilities in the SCAQMD Region were modeled using their square footage and the applicable average trip generation rates to determine a compliance obligation. While average annual cost of PR 2305 has been provided by square footage, it is still difficult to determine the impact of the rule. The administrative costs (PR 316) are additional to the compliance actions in the scenarios and provided in the draft Socioeconomic Impact Assessment. The costs to meet compliance obligations of Rules 2305 and 316 appear to be underestimated, especially for the time allocated for reporting and financially impact a facility further.

118-2

Thank you for the opportunity to comment and we look forward to reviewing the forthcoming documents. If you have any questions or would like to discuss further, please feel free to contact Chris Ormsby, Senior Planner at (951) 413-3229, or by email at chriso@moval.org.

Sincerely,

Manuel A. Mancha
Community Development Director

c: Patty Nevins, Planning Official
Chris Ormsby, Senior Planner

From: Went, Cora M. <cwent@caltech.edu>

Sent: Friday, April 16, 2021 8:59 AM

To: Angela Kim <akim@aqmd.gov>

Subject: [SPAM]Indirect Source Rule

Hello,

My name is Cora Went and I am a Physics PhD student at Caltech and a member of the Sunrise Movement Los Angeles. I cannot make public comment at the Mobile Sources Committee meeting today, so I am emailing to urge the air district board to adopt a rule to regulate pollution from indirect sources.

The South Coast Air Basin is home to some of the worst air pollution in the country, primarily caused by emissions from warehouses and the goods movement industry. The air district needs strong and enforceable requirements to get the industry to curb their dangerous emissions and finally clean up pollution in all communities.

Please protect the health and safety of our communities by adopting a strong warehouse indirect source rule.

Sincerely,
Cora Went

--

Cora Went

Graduate Student, Physics
California Institute of Technology
Pronouns: She/Her/Hers
415.328.4093 | [Website](#)

119-1



April 23, 2021

Board Members
South Coast Air Quality Management District
21865 Copley Drive
Diamond Bar, California 91765

Re: Warehouse Indirect Source Rule (Proposed Rule 2305)

Dear Board Members,

We write to you in strong support of the approach taken by the Warehouse Indirect Source Rule, but we urge you to strengthen the rule. The Board should take advantage of the current economic landscape — record profits for warehouses, Southern California’s dominant position in the national warehouse market, and an increasing structural shift in market power to warehouse companies — to pass the strongest-possible regulations of this deadly industry.

For far too long, poor communities and communities of color have subsidized the international supply chain with their own health. This is true not only in the Inland Empire, where (according to a recent headline), “new ecommerce warehouses crowd out rural communities,”¹ but also in the Southeast L.A. County Gateway Cities, in the San Fernando and San Gabriel Valleys, and elsewhere. Each warehouse facility may see thousands of trucks and vans each day, generating tons of harmful emissions.² Frontline communities pay with their health, and the entire region suffers from poor air quality.³ The industry can afford the modest investment under the ISR. Further, the ISR must be strengthened to stay relevant.

The U.S. warehouse industry is posting record results

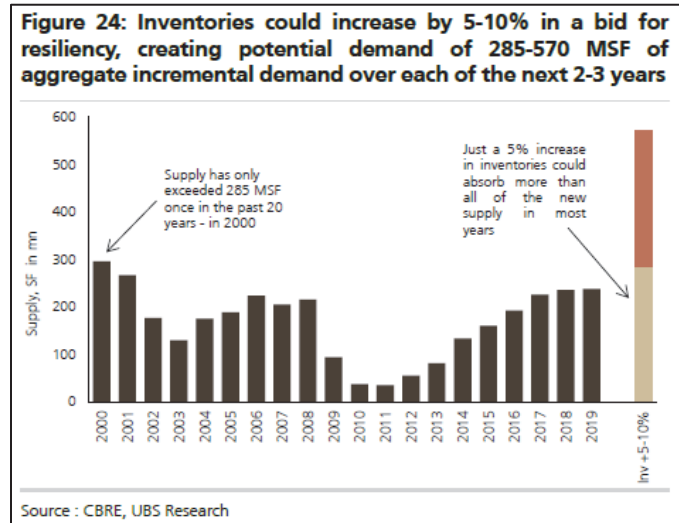
According to a recent analysis from *Logistics Management*, the warehouse industry “is not only withstanding the widespread economic impact of COVID-19, it’s thriving. In fact: it’s red hot.”⁴ At the start of the pandemic, warehouse was already “the darling of the real estate market,” and a record 224 million square feet came online in 2020.⁵ Still, it’s not enough.

120-1

120-2

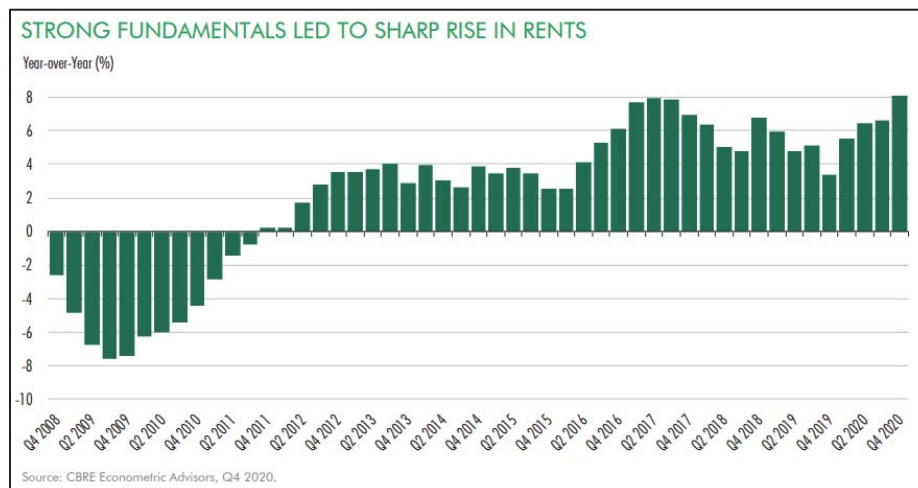
- E-commerce requires more warehouse space than traditional brick and mortar stores; one industry player estimates that for every shift of just one percentage point from brick and mortar to online retail, an additional 46 million square feet of warehouse space are needed.⁶ In 2020 alone, the five-percentage-point shift suggests an additional 230 million square feet are needed.

- Further additional demand is expected as retailers who “were caught short-handed during the initial demand shock” increase inventory levels across the board. According to a Wells Fargo analysis, this factor could “drive 285–570 million square feet of incremental demand.”⁷



120-2
(cont'd)

Strong demand for industrial real estate has led to a decade’s worth of consistent — and increasing — rent growth.⁸ Increased demand is expected to lead to a significant *further* increase in rents in 2021. Wells Fargo “anticipate[s] an acceleration” to “high-single-digit rent growth in primary industrial markets.”⁹



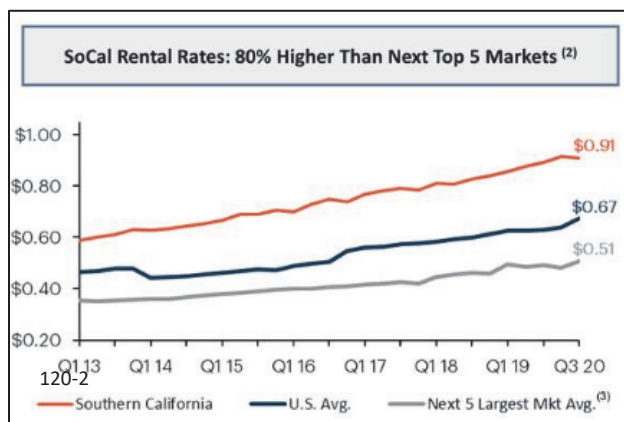
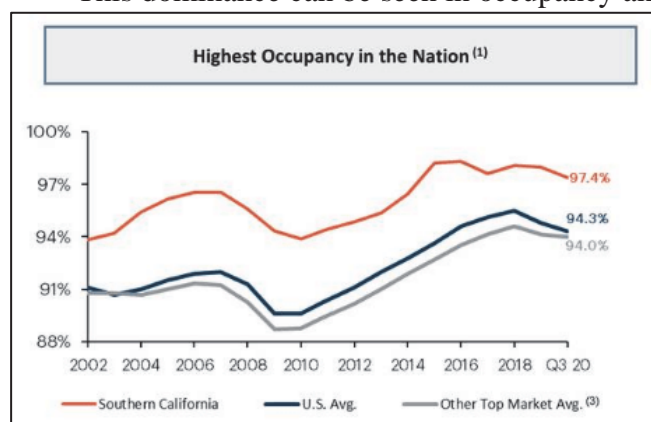
Southern California warehouses are further outperforming

A 2021 headline in trade publication *Freight Waves* concluded, simply: “‘Insatiable demand’ drives Southern California warehouse boom.”¹⁰ According to the latest figures from CBRE, L.A. has the lowest vacancy rate (1.4 percent) in the nation.¹¹ (The Inland Empire is third with 1.9 percent.) The UCLA Anderson School Forecast reported in February 2021 that “industrial space sentiment has come roaring back.”¹²

An analyst from CBRE explains Southern California's dominance:

The industrial market had great fundamentals prior to Covid and now has better fundamentals in part due to Covid. In Southern California... we operate in a uniquely well-positioned geographical region with a deep business infrastructure in place, a huge densely populated area that has gigantic purchasing power, the most dominant ports in the U.S. to meet the demands of the customer and a very large inventory of industrial buildings to meet the needs of the companies storing and selling product. This is why retailers and business generally want to and need to be here.¹³

This dominance can be seen in occupancy and



120-2
(cont'd)

rental rates¹⁴:

Indeed, even as analysts expect additional supply to come online in 2021, many believe Southern California “won’t feel the reprieve as much” as the rest of the country because of such high demand.¹⁵

In February 2021, one industry CEO spoke bluntly about Southern California:

There is nothing short of astounding what we see in terms of rents. We typically forecast our rents each quarter. The team seems to be doing it now weekly. I mean it’s unbelievable. There’s such demand for space and rents are growing so quickly... [Y]ou’re talking about rents that literally changed \$0.05 or \$0.10 within the past month.¹⁶

This region is in fact so dominant that the industry is “unfazed” by the prospect of some marginal costs associated with the Indirect Source Rule, according to recent reporting.¹⁷ “You keep expecting regulation to take a toll on business,” the CBRE analyst observed about the ISR, “but when you look at the numbers and metrics,” it doesn’t.

Industry leaders already invest in innovation

An examination of market leader Prologis — “the bellwether of industrial real estate” according to a recent Wells Fargo report — provides insight into the fiscal health and stability of the industry.¹⁸ Not only is the company currently showing record leasing activity, but a UBS analysis notes the company’s “strong fundamentals for years to come.”¹⁹ Another analyst noted the company’s consistent “outsized financial results,” suggesting in the piece’s headline that Prologis’s biggest responsibility is to “Collect rent checks as Amazon.com’s landlord.”²⁰ Prologis has noted that the Southern California market “outperformed in 2020, [and] we expect them to outperform in 2021.”²¹

The company touts to shareholders that it is successful because it “invest[s] in innovation.”²² Indeed, in 2019 Prologis identified “Change through innovation and operational excellence” as one of the three pillars “to guide [Prologis] through our next phase of growth.”²³ Many of the options provided by the ISR seem not only consistent with — but anticipated by — Prologis’s existing approach.

Change Through Innovation & Operational Excellence is about embracing new challenges and using our global footprint and expertise to offer innovative solutions to our customers. As an example, we leveraged our scale to establish a dedicated manufacturing line of LED light fixtures that we can install through our Prologis Essentials LED program, which resulted in procurement cost savings of \$15 million in 2019. Also, as our customers come to us for our expertise in sustainable real estate solutions, we are always looking for ways to help them tap into the environmental and economic benefits of renewable energy.

120-2
(cont’d)

Rexford Industrial — another profitable Southern California market leader — similarly locates its success in “creat[ing] value through renovation and repositioning.” The company points to investments in sustainability as benefitting the triple bottom line: citing a \$1.6 million investment at one facility, the company claimed a nearly 300 percent return.²⁴

To be relevant, the rule must be more stringent

While we applaud the staff approach to the ISR, we believe some of the key thresholds are too weak, and will not sufficiently protect communities:

- **Square footage:** Warehouses are getting both smaller and closer to where people live. Amazon.com recently announced plans to open 1,500 “small delivery hubs in cities and suburbs.”²⁵ This means that just as residents will see increased exposure rates to dangerous emissions, these newer facilities are less likely to be covered by the indirect source rule. We believe that 100,000 square feet is insufficient as a threshold. We urge you to set the threshold at 50,000 square feet at some point in the future after the rule is adopted.
- **Stringency value:** The lowest stringency value studied by the Air District (0.0001) would only reduce, at a maximum, 1.5 tons per day of nitrogen oxide and 0.01 tons per day of diesel particulate matter, and the full stringency would not even apply to many warehouses for years (if at all).²⁶ The Air District should adopt a more stringent rule.

120-3

120-4

Thank you for your leadership. We appreciate your time and attention as you finalize and move forward with this critical rule.

120-5

Sincerely,

Lauren Jacobs, Executive Director
Partnership for Working Families

Roxana Tynan, Executive Director

Los Angeles Alliance for a New Economy

Ely Flores, Executive Director
Orange County Communities Organized for Responsible Development

Sheheryar Kaoosji, Executive Director
Warehouse Workers Resource Center

Cc:

Wayne Nastri, Executive Officer
Sarah Rees, Deputy Executive Officer
Ian MacMillan, Planning and Rules Manager, Mobile Sources/ISR
Victor Juan, Program Supervisor, Mobile Sources/ISR

¹ Orlando Mayorquin, “New Ecommerce Warehouses Crowd Out Rural Communities in the Inland Empire,” *Times of San Diego*, February 14, 2021.

² South Coast Air Quality Management District, Preliminary Draft Staff Report – Proposed Rule 2305, January 2021.

³ Fact sheet from Warehouse Workers Resource Center, CCEJN, Sierra Club, East Yard Communities for Environmental Justice, and Earthjustice, “Warehouse Indirect Source Rule: A big step toward clean air, zero emissions, & green jobs,” February 2021.

⁴ Karen Thuermer, “Record-breaking demand for warehouse and DC development,” *Logistics Management*, February 2021. See also: J.P. Morgan, December 21, 2020 (“The industrial REIT sector has been a significant outperformer in 2020”), Wells Fargo, December 10, 2020 (“Industrial REITs poised to deliver again in ’21).

⁵ Hannah Madans, “Betting on industrial,” *Los Angeles Business Journal*, April 13, 2020. 224 million square feet from UCLA Anderson Forecast and Allen Matkins Commercial Real Estate Survey, Winter 2021.

⁶ Prologis, cited in Wells Fargo Securities, December 10, 2020.

⁷ Wells Fargo Securities, December 10, 2020. Nearby chart from UBS Global Research, January 20, 2021.

⁸ Nearby chart from CBRE, U.S. Industrial & Logistics Figures, Q4 2020.

⁹ Wells Fargo Securities, December 10, 2020. Scotiabank projects 5%–6% rent growth in 2021.

¹⁰ Linda Baker, “‘Insatiable demand’ drives Southern California warehouse boom,” *Freight Waves*, January 24, 2021.

¹¹ CBRE, U.S. Industrial & Logistics Figures, Q4 2020.

¹² UCLA Anderson Forecast and Allen Matkins Commercial Real Estate Survey, Winter 2021.

¹³ Annlee Ellingson, “Southland industrial real estate weathering pandemic thanks to e-commerce surge,” *Los Angeles Business Journal*, September 24, 2020.

¹⁴ Charts from Rexford Industrial Realty, taken from Seeking Alpha, February 7, 2021.

¹⁵ A.B. Brown, “Prologis expects US warehouse rental rates to rise 5% in 2021,” *Supply Chain Dive*, February 2, 2021; see also Emma Cosgrove, “Warehouse rents could slow their climb in 2021 as construction boosts supply,” *Supply Chain Dive*, January 12, 2021.

¹⁶ Rexford Co-CEO Howard Schwimmer on Q4 2020 earnings call, February 12, 2021.

¹⁷ Linda Baker, “‘Insatiable demand,’” *Freight Waves*, January 24, 2021.

¹⁸ Wells Fargo Securities, “Industrial REITs: Q4 ’20 Earnings Preview,” January 22, 2021.

¹⁹ UBS, “Prologis Inc. 4Q20 Earnings Update,” January 26, 2021.

²⁰ Robert Baillieul, “Collect rent checks as Amazon.com’s landlord,” *Income Investors*, August 24, 2020.

²¹ Comments from Prologis VP Christopher Caton on Prologis Q4 2020 earnings call, January 26, 2021.

²² Comments from Prologis COO Gary Anderson at the Morgan Stanley Life After Covid Conference, November 12, 2020.

²³ 2019 Prologis ESG Impact Report.

²⁴ 2019 Rexford ESG report.

²⁵ Spencer Soper, “Amazon Plans to Put 1,000 Warehouses in Suburban Neighborhoods,” *Bloomberg*, September 16, 2020.

²⁶ South Coast Air Quality Management District, Warehouse ISR Working Group Presentation, December 17, 2020.

April 27, 2021

Via Email: imacmillan@aqmd.gov / vjuan@aqmd.gov

Ian MacMillan
Victor Juan
SOUTH COAST AIR QUALITY MANAGEMENT DISTRICT
21865 Copley Drive
Diamond Bar, California 91765-4178

Subject: Comments on Proposed Rule 2305 (Warehouse Indirect Source Rule)

Dear Gentlemen:

I oppose the adoption of Rule 2305 (Indirect Source Rule). Warehouses are integral to the Southern California logistics industry. The logistics industry plays a crucial role in the response to the COVID-19 pandemic—not only in the distribution of medical supplies, vaccines, and equipment but also in delivering goods to a public that has become increasingly dependent on e-commerce.

121-1

The District's proposed ISR seems to be a misguided policy during the COVID-19 pandemic. The District is pursuing a regulation targeting a sector that serves as a lifeline to our region and the nation and is deemed essential by federal and state governments. Under the current draft rule, reporting obligations begin only 60 days from rule adoption. The substantive WAIRE Points obligations will commence as soon as July 2021.

The following further comments are provided in response to the District's Proposed Rule 2305:

1. This rule would impose additional/permanent costs on warehouses of approximately \$.90 per square foot. This extra cost would amount to targeting a specific essential industry with \$1 billion in annual fees during the worst possible time and while responding to the pandemic's challenges on behalf of our nation.

121-2

2. It is not feasible to comply with the ISR due to the following:

- a) The proposed rule requires warehouses to control truck fleets and decrease truck emissions. Yet, warehouse operators are not able to accomplish this task.
- b) Warehouses have no control over how truck engines are manufactured.
- c) Warehouses do not own truck fleets, nor do they control what type of trucks shipping companies purchase.
- d) Warehouse operators do not control which trucks come to warehouses, when they arrive, where they come from, or any other variables related to truck trips.

121-3

3. The technology is not available to accomplish items on the WAIRE menu. For example, there are no heavy-duty electric trucks available that are viable from a technology and/or economically reasonable standard.

121-4

4. Warehouses have been deemed to be essential businesses by the State for important reasons including:
- a) The approximately 18 million people who live in Southern California rely on

121-5

warehouses as an integral part of the goods movement system to get them the items they need to survive, like food, medical supplies, clothes etc.

121-5
(cont'd)

5. This rule creates tremendous uncertainty in the economy as the full negative impact of this ISR is not known.

121-6

- a) Uncertainty should not be created in this critical, essential business sector, especially considering the current economic downturn/unemployment crisis associated with the COVID-19 pandemic.

6. Warehouses provide a broad range of jobs for people of every level of education and skillset. Warehouses and the logistics industry offer jobs that lead to upward ability. This job creation is a socioeconomic benefit that the proposed ISR's onerous costs would threaten.

121-7

7. The proposed ISR seeks to "indirectly" regulate the trucking industry through the Warehouse industry. The District should publicly explain how it has the jurisdiction/authority to regulate a mobile source that is such an integral part of interstate commerce as the trucking industry.


121-8

Thank you for your attention to these comments. Please include these comments as part of the official record for Proposed Rule 2305 (Warehouse Indirect Source Rule) so that all SCAQMD Board Members may have the opportunity to review the above.

121-9

Respectfully,

LEE & ASSOCIATES COMMERCIAL REAL ESTATE SERVICES, INC. – CITY OF INDUSTRY
CORPORATE ID 01125429



Peter D. Bacci, SIOR
Executive Vice President & Principal
License ID 00946253
Direct: 323.767.2022
Email: pbacci@lee-associates.com

Cc: Governing Board Members

NOTE: Logistics Property Co has provided 10 identical letters from 10 different signatories. The first letter in the series has been bracketed.



Logistics Property Company, LLC
One North Wacker Drive, Suite 1925
Chicago, IL 60606

April 28, 2021

Ian MacMillan
Victor Juan
South Coast Air Quality Management District
21865 Copley Drive
Diamond Bar, California 91765-4178
Email: imacmillan@aqmd.gov / vjuan@aqmd.gov

Subject: Comments on Proposed Rule 2305 (Warehouse Indirect Source Rule)

Dear Mr. MacMillan:

Logistics Property Company, LLC, opposes the adoption of Rule 2305 (Indirect Source Rule). Warehouses are integral to the Southern California logistics industry. The logistics industry plays a crucial role in the response to the COVID-19 pandemic—not only in the distribution of medical supplies, vaccines, and equipment but also in delivering goods to a public that has become increasingly dependent on e-commerce.

122-1

The District's proposed ISR seems to be a misguided policy during the COVID-19 pandemic. The District is pursuing a regulation targeting a sector that serves as a lifeline to our region and the nation and is deemed essential by federal and state governments. Under the current draft rule, reporting obligations begin only 60 days from rule adoption. The substantive WAIRE Points obligations will commence as soon as July 2021.

The following further comments are provided in response to the District's Proposed Rule 2305:

1. This rule would impose additional/permanent costs on warehouses of approximately \$.90 per square foot. This extra cost would amount to targeting a specific essential industry with \$1 billion in annual fees during the worst possible time and while responding to the pandemic's challenges on behalf of our nation.

122-2

2. It is not feasible to comply with the ISR due to the following:

- a) The proposed rule requires warehouses to control truck fleets and decrease truck emissions. Yet, warehouse operators are not able to accomplish this task.
- b) Warehouses have no control over how truck engines are manufactured.
- c) Warehouses do not own truck fleets, nor do they control what type of trucks shipping companies purchase.
- d) Warehouse operators do not control which trucks come to warehouses, when they

122-3

arrive, where they come from, or any other variables related to truck trips.

122-3
(cont'd)

3. The technology is not available to accomplish items on the WAIRE menu. For example, there are no heavy-duty electric trucks available that are viable from a technology and/or economically reasonable standard.

122-4

4. Warehouses have been deemed to be essential businesses by the State for important reasons including:

122-5

- a) The approximately 18 million people who live in Southern California rely on warehouses as an integral part of the goods movement system to get them the items they need to survive, like food, medical supplies, clothes etc.

5. This rule creates tremendous uncertainty in the economy as the full negative impact of this ISR is not known.

122-6

- a) Uncertainty should not be created in this critical, essential business sector, especially considering the current economic downturn/unemployment crisis associated with the COVID-19 pandemic.

6. Warehouses provide a broad range of jobs for people of every level of education and skillset. Warehouses and the logistics industry offer jobs that lead to upward ability. This job creation is a socioeconomic benefit that the proposed ISR's onerous costs would threaten.

122-7

7. The proposed ISR seeks to "indirectly" regulate the trucking industry through the Warehouse industry. The District should publicly explain how it has the jurisdiction/authority to regulate a mobile source that is such an integral part of interstate commerce as the trucking industry.

122-8

Thank you for your attention to these comments. Please include these comments as part of the official record for Proposed Rule 2305 (Warehouse Indirect Source Rule) so that all SCAQMD Board Members may have the opportunity to review the above.

122-9

Respectfully,

Logistics Property Company, LLC



By: _____
James G. Martell, CEO



Logistics Property Company, LLC
One North Wacker Drive, Suite 1925
Chicago, IL 60606

April 28, 2021

Ian MacMillan
Victor Juan
South Coast Air Quality Management District
21865 Copley Drive
Diamond Bar, California 91765-4178
Email: imacmillan@aqmd.gov / vjuan@aqmd.gov

Subject: Comments on Proposed Rule 2305 (Warehouse Indirect Source Rule)

Dear Mr. MacMillan:

Logistics Property Company, LLC, opposes the adoption of Rule 2305 (Indirect Source Rule). Warehouses are integral to the Southern California logistics industry. The logistics industry plays a crucial role in the response to the COVID-19 pandemic—not only in the distribution of medical supplies, vaccines, and equipment but also in delivering goods to a public that has become increasingly dependent on e-commerce.

The District's proposed ISR seems to be a misguided policy during the COVID-19 pandemic. The District is pursuing a regulation targeting a sector that serves as a lifeline to our region and the nation and is deemed essential by federal and state governments. Under the current draft rule, reporting obligations begin only 60 days from rule adoption. The substantive WAIRE Points obligations will commence as soon as July 2021.

The following further comments are provided in response to the District's Proposed Rule 2305:

1. This rule would impose additional/permanent costs on warehouses of approximately \$.90 per square foot. This extra cost would amount to targeting a specific essential industry with \$1 billion in annual fees during the worst possible time and while responding to the pandemic's challenges on behalf of our nation.

2. It is not feasible to comply with the ISR due to the following:

- a) The proposed rule requires warehouses to control truck fleets and decrease truck emissions. Yet, warehouse operators are not able to accomplish this task.
- b) Warehouses have no control over how truck engines are manufactured.
- c) Warehouses do not own truck fleets, nor do they control what type of trucks shipping companies purchase.
- d) Warehouse operators do not control which trucks come to warehouses, when they

arrive, where they come from, or any other variables related to truck trips.

3. The technology is not available to accomplish items on the WAIRE menu. For example, there are no heavy-duty electric trucks available that are viable from a technology and/or economically reasonable standard.

4. Warehouses have been deemed to be essential businesses by the State for important reasons including:

- a) The approximately 18 million people who live in Southern California rely on warehouses as an integral part of the goods movement system to get them the items they need to survive, like food, medical supplies, clothes etc.

5. This rule creates tremendous uncertainty in the economy as the full negative impact of this ISR is not known.

- a) Uncertainty should not be created in this critical, essential business sector, especially considering the current economic downturn/unemployment crisis associated with the COVID-19 pandemic.


6. Warehouses provide a broad range of jobs for people of every level of education and skillset. Warehouses and the logistics industry offer jobs that lead to upward ability. This job creation is a socioeconomic benefit that the proposed ISR's onerous costs would threaten.

7. The proposed ISR seeks to "indirectly" regulate the trucking industry through the Warehouse industry. The District should publicly explain how it has the jurisdiction/authority to regulate a mobile source that is such an integral part of interstate commerce as the trucking industry.

Thank you for your attention to these comments. Please include these comments as part of the official record for Proposed Rule 2305 (Warehouse Indirect Source Rule) so that all SCAQMD Board Members may have the opportunity to review the above.

Respectfully,

Logistics Property Company, LLC

By: 
Jeanne Sok, Office Manager



Logistics Property Company, LLC
One North Wacker Drive, Suite 1925
Chicago, IL 60606

April 28, 2021

Ian MacMillan
Victor Juan
South Coast Air Quality Management District
21865 Copley Drive
Diamond Bar, California 91765-4178
Email: imacmillan@aqmd.gov / vjuan@aqmd.gov

Subject: Comments on qProposed Rule 2305 (Warehouse Indirect Source Rule)

Dear Mr. MacMillan:

Logistics Property Company, LLC, opposes the adoption of Rule 2305 (Indirect Source Rule). Warehouses are integral to the Southern California logistics industry. The logistics industry plays a crucial role in the response to the COVID-19 pandemic—not only in the distribution of medical supplies, vaccines, and equipment but also in delivering goods to a public that has become increasingly dependent on e-commerce.

The District's proposed ISR seems to be a misguided policy during the COVID-19 pandemic. The District is pursuing a regulation targeting a sector that serves as a lifeline to our region and the nation and is deemed essential by federal and state governments. Under the current draft rule, reporting obligations begin only 60 days from rule adoption. The substantive WAIRE Points obligations will commence as soon as July 2021.

The following further comments are provided in response to the District's Proposed Rule 2305:

1. This rule would impose additional/permanent costs on warehouses of approximately \$.90 per square foot. This extra cost would amount to targeting a specific essential industry with \$1 billion in annual fees during the worst possible time and while responding to the pandemic's challenges on behalf of our nation.

2. It is not feasible to comply with the ISR due to the following:

- a) The proposed rule requires warehouses to control truck fleets and decrease truck emissions. Yet, warehouse operators are not able to accomplish this task.
- b) Warehouses have no control over how truck engines are manufactured.
- c) Warehouses do not own truck fleets, nor do they control what type of trucks shipping companies purchase.
- d) Warehouse operators do not control which trucks come to warehouses, when they

arrive, where they come from, or any other variables related to truck trips.

3. The technology is not available to accomplish items on the WAIRE menu. For example, there are no heavy-duty electric trucks available that are viable from a technology and/or economically reasonable standard.

4. Warehouses have been deemed to be essential businesses by the State for important reasons including:

- a) The approximately 18 million people who live in Southern California rely on warehouses as an integral part of the goods movement system to get them the items they need to survive, like food, medical supplies, clothes etc.

5. This rule creates tremendous uncertainty in the economy as the full negative impact of this ISR is not known.

- a) Uncertainty should not be created in this critical, essential business sector, especially considering the current economic downturn/unemployment crisis associated with the COVID-19 pandemic.

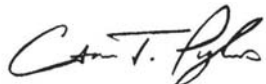
6. Warehouses provide a broad range of jobs for people of every level of education and skillset. Warehouses and the logistics industry offer jobs that lead to upward ability. This job creation is a socioeconomic benefit that the proposed ISR's onerous costs would threaten.

7. The proposed ISR seeks to "indirectly" regulate the trucking industry through the Warehouse industry. The District should publicly explain how it has the jurisdiction/authority to regulate a mobile source that is such an integral part of interstate commerce as the trucking industry.

Thank you for your attention to these comments. Please include these comments as part of the official record for Proposed Rule 2305 (Warehouse Indirect Source Rule) so that all SCAQMD Board Members may have the opportunity to review the above.

Respectfully,

Logistics Property Company, LLC

By: 

Cameron T. Pybus

Vice President, Project Management



Logistics Property Company, LLC
One North Wacker Drive, Suite 1925
Chicago, IL 60606

April 28, 2021

Ian MacMillan
Victor Juan
South Coast Air Quality Management District
21865 Copley Drive
Diamond Bar, California 91765-4178
Email: imacmillan@aqmd.gov / vjuan@aqmd.gov

Subject: Comments on Proposed Rule 2305 (Warehouse Indirect Source Rule)

Dear Mr. MacMillan:

Logistics Property Company, LLC, opposes the adoption of Rule 2305 (Indirect Source Rule). Warehouses are integral to the Southern California logistics industry. The logistics industry plays a crucial role in the response to the COVID-19 pandemic—not only in the distribution of medical supplies, vaccines, and equipment but also in delivering goods to a public that has become increasingly dependent on e-commerce.

The District's proposed ISR seems to be a misguided policy during the COVID-19 pandemic. The District is pursuing a regulation targeting a sector that serves as a lifeline to our region and the nation and is deemed essential by federal and state governments. Under the current draft rule, reporting obligations begin only 60 days from rule adoption. The substantive WAIRE Points obligations will commence as soon as July 2021.

The following further comments are provided in response to the District's Proposed Rule 2305:

1. This rule would impose additional/permanent costs on warehouses of approximately \$.90 per square foot. This extra cost would amount to targeting a specific essential industry with \$1 billion in annual fees during the worst possible time and while responding to the pandemic's challenges on behalf of our nation.
2. It is not feasible to comply with the ISR due to the following:
 - a) The proposed rule requires warehouses to control truck fleets and decrease truck emissions. Yet, warehouse operators are not able to accomplish this task.
 - b) Warehouses have no control over how truck engines are manufactured.
 - c) Warehouses do not own truck fleets, nor do they control what type of trucks shipping companies purchase.
 - d) Warehouse operators do not control which trucks come to warehouses, when they

arrive, where they come from, or any other variables related to truck trips.

3. The technology is not available to accomplish items on the WAIRE menu. For example, there are no heavy-duty electric trucks available that are viable from a technology and/or economically reasonable standard.

4. Warehouses have been deemed to be essential businesses by the State for important reasons including:

- a) The approximately 18 million people who live in Southern California rely on warehouses as an integral part of the goods movement system to get them the items they need to survive, like food, medical supplies, clothes etc.

5. This rule creates tremendous uncertainty in the economy as the full negative impact of this ISR is not known.

- a) Uncertainty should not be created in this critical, essential business sector, especially considering the current economic downturn/unemployment crisis associated with the COVID-19 pandemic.

6. Warehouses provide a broad range of jobs for people of every level of education and skillset. Warehouses and the logistics industry offer jobs that lead to upward ability. This job creation is a socioeconomic benefit that the proposed ISR's onerous costs would threaten.

7. The proposed ISR seeks to "indirectly" regulate the trucking industry through the Warehouse industry. The District should publicly explain how it has the jurisdiction/authority to regulate a mobile source that is such an integral part of interstate commerce as the trucking industry.

Thank you for your attention to these comments. Please include these comments as part of the official record for Proposed Rule 2305 (Warehouse Indirect Source Rule) so that all SCAQMD Board Members may have the opportunity to review the above.

Respectfully,

Logistics Property Company, LLC

By: 

Maria Peralta

Construction Accountant & Office Manager



Logistics Property Company, LLC
One North Wacker Drive, Suite 1925
Chicago, IL 60606

April 28, 2021

Ian MacMillan
Victor Juan
South Coast Air Quality Management District
21865 Copley Drive
Diamond Bar, California 91765-4178
Email: imacmillan@aqmd.gov / vjuan@aqmd.gov

Subject: Comments on Proposed Rule 2305 (Warehouse Indirect Source Rule)

Dear Mr. MacMillan:

Logistics Property Company, LLC, opposes the adoption of Rule 2305 (Indirect Source Rule). Warehouses are integral to the Southern California logistics industry. The logistics industry plays a crucial role in the response to the COVID-19 pandemic—not only in the distribution of medical supplies, vaccines, and equipment but also in delivering goods to a public that has become increasingly dependent on e-commerce.

The District's proposed ISR seems to be a misguided policy during the COVID-19 pandemic. The District is pursuing a regulation targeting a sector that serves as a lifeline to our region and the nation and is deemed essential by federal and state governments. Under the current draft rule, reporting obligations begin only 60 days from rule adoption. The substantive WAIRE Points obligations will commence as soon as July 2021.

The following further comments are provided in response to the District's Proposed Rule 2305:

1. This rule would impose additional/permanent costs on warehouses of approximately \$.90 per square foot. This extra cost would amount to targeting a specific essential industry with \$1 billion in annual fees during the worst possible time and while responding to the pandemic's challenges on behalf of our nation.

2. It is not feasible to comply with the ISR due to the following:

- a) The proposed rule requires warehouses to control truck fleets and decrease truck emissions. Yet, warehouse operators are not able to accomplish this task.
- b) Warehouses have no control over how truck engines are manufactured.
- c) Warehouses do not own truck fleets, nor do they control what type of trucks shipping companies purchase.
- d) Warehouse operators do not control which trucks come to warehouses, when they

arrive, where they come from, or any other variables related to truck trips.

3. The technology is not available to accomplish items on the WAIRE menu. For example, there are no heavy-duty electric trucks available that are viable from a technology and/or economically reasonable standard.

4. Warehouses have been deemed to be essential businesses by the State for important reasons including:

- a) The approximately 18 million people who live in Southern California rely on warehouses as an integral part of the goods movement system to get them the items they need to survive, like food, medical supplies, clothes etc.

5. This rule creates tremendous uncertainty in the economy as the full negative impact of this ISR is not known.

- a) Uncertainty should not be created in this critical, essential business sector, especially considering the current economic downturn/unemployment crisis associated with the COVID-19 pandemic.

6. Warehouses provide a broad range of jobs for people of every level of education and skillset. Warehouses and the logistics industry offer jobs that lead to upward ability. This job creation is a socioeconomic benefit that the proposed ISR's onerous costs would threaten.

7. The proposed ISR seeks to "indirectly" regulate the trucking industry through the Warehouse industry. The District should publicly explain how it has the jurisdiction/authority to regulate a mobile source that is such an integral part of interstate commerce as the trucking industry.

Thank you for your attention to these comments. Please include these comments as part of the official record for Proposed Rule 2305 (Warehouse Indirect Source Rule) so that all SCAQMD Board Members may have the opportunity to review the above.

Respectfully,

Logistics Property Company, LLC

By: Grace Hidalgo
Grace Hidalgo, Administrative Assistant



Logistics Property Company, LLC
One North Wacker Drive, Suite 1925
Chicago, IL 60606

April 28, 2021

Ian MacMillan
Victor Juan
South Coast Air Quality Management District
21865 Copley Drive
Diamond Bar, California 91765-4178
Email: imacmillan@aqmd.gov / vjuan@aqmd.gov

Subject: Comments on Proposed Rule 2305 (Warehouse Indirect Source Rule)

Dear Mr. MacMillan:

Logistics Property Company, LLC, opposes the adoption of Rule 2305 (Indirect Source Rule). Warehouses are integral to the Southern California logistics industry. The logistics industry plays a crucial role in the response to the COVID-19 pandemic—not only in the distribution of medical supplies, vaccines, and equipment but also in delivering goods to a public that has become increasingly dependent on e-commerce.

The District's proposed ISR seems to be a misguided policy during the COVID-19 pandemic. The District is pursuing a regulation targeting a sector that serves as a lifeline to our region and the nation and is deemed essential by federal and state governments. Under the current draft rule, reporting obligations begin only 60 days from rule adoption. The substantive WAIRE Points obligations will commence as soon as July 2021.

The following further comments are provided in response to the District's Proposed Rule 2305:

1. This rule would impose additional/permanent costs on warehouses of approximately \$.90 per square foot. This extra cost would amount to targeting a specific essential industry with \$1 billion in annual fees during the worst possible time and while responding to the pandemic's challenges on behalf of our nation.

2. It is not feasible to comply with the ISR due to the following:

- a) The proposed rule requires warehouses to control truck fleets and decrease truck emissions. Yet, warehouse operators are not able to accomplish this task.
- b) Warehouses have no control over how truck engines are manufactured.
- c) Warehouses do not own truck fleets, nor do they control what type of trucks shipping companies purchase.
- d) Warehouse operators do not control which trucks come to warehouses, when they

arrive, where they come from, or any other variables related to truck trips.

3. The technology is not available to accomplish items on the WAIRE menu. For example, there are no heavy-duty electric trucks available that are viable from a technology and/or economically reasonable standard.

4. Warehouses have been deemed to be essential businesses by the State for important reasons including:

- a) The approximately 18 million people who live in Southern California rely on warehouses as an integral part of the goods movement system to get them the items they need to survive, like food, medical supplies, clothes etc.

5. This rule creates tremendous uncertainty in the economy as the full negative impact of this ISR is not known.

- a) Uncertainty should not be created in this critical, essential business sector, especially considering the current economic downturn/unemployment crisis associated with the COVID-19 pandemic.

6. Warehouses provide a broad range of jobs for people of every level of education and skillset. Warehouses and the logistics industry offer jobs that lead to upward ability. This job creation is a socioeconomic benefit that the proposed ISR's onerous costs would threaten.

7. The proposed ISR seeks to "indirectly" regulate the trucking industry through the Warehouse industry. The District should publicly explain how it has the jurisdiction/authority to regulate a mobile source that is such an integral part of interstate commerce as the trucking industry.

Thank you for your attention to these comments. Please include these comments as part of the official record for Proposed Rule 2305 (Warehouse Indirect Source Rule) so that all SCAQMD Board Members may have the opportunity to review the above.

Respectfully,

Logistics Property Company, LLC

By: 

Mark Giagola, SVP – Northeast Region



Logistics Property Company, LLC
One North Wacker Drive, Suite 1925
Chicago, IL 60606

April 28, 2021

Ian MacMillan
Victor Juan
South Coast Air Quality Management District
21865 Copley Drive
Diamond Bar, California 91765-4178
Email: imacmillan@aqmd.gov / vjuan@aqmd.gov

Subject: Comments on Proposed Rule 2305 (Warehouse Indirect Source Rule)

Dear Mr. MacMillan:

Logistics Property Company, LLC, opposes the adoption of Rule 2305 (Indirect Source Rule). Warehouses are integral to the Southern California logistics industry. The logistics industry plays a crucial role in the response to the COVID-19 pandemic—not only in the distribution of medical supplies, vaccines, and equipment but also in delivering goods to a public that has become increasingly dependent on e-commerce.

The District's proposed ISR seems to be a misguided policy during the COVID-19 pandemic. The District is pursuing a regulation targeting a sector that serves as a lifeline to our region and the nation and is deemed essential by federal and state governments. Under the current draft rule, reporting obligations begin only 60 days from rule adoption. The substantive WAIRE Points obligations will commence as soon as July 2021.

The following further comments are provided in response to the District's Proposed Rule 2305:

1. This rule would impose additional/permanent costs on warehouses of approximately \$.90 per square foot. This extra cost would amount to targeting a specific essential industry with \$1 billion in annual fees during the worst possible time and while responding to the pandemic's challenges on behalf of our nation.

2. It is not feasible to comply with the ISR due to the following:

- a) The proposed rule requires warehouses to control truck fleets and decrease truck emissions. Yet, warehouse operators are not able to accomplish this task.
- b) Warehouses have no control over how truck engines are manufactured.
- c) Warehouses do not own truck fleets, nor do they control what type of trucks shipping companies purchase.
- d) Warehouse operators do not control which trucks come to warehouses, when they

arrive, where they come from, or any other variables related to truck trips.

3. The technology is not available to accomplish items on the WAIRE menu. For example, there are no heavy-duty electric trucks available that are viable from a technology and/or economically reasonable standard.

4. Warehouses have been deemed to be essential businesses by the State for important reasons including:

- a) The approximately 18 million people who live in Southern California rely on warehouses as an integral part of the goods movement system to get them the items they need to survive, like food, medical supplies, clothes etc.

5. This rule creates tremendous uncertainty in the economy as the full negative impact of this ISR is not known.

- a) Uncertainty should not be created in this critical, essential business sector, especially considering the current economic downturn/unemployment crisis associated with the COVID-19 pandemic.

6. Warehouses provide a broad range of jobs for people of every level of education and skillset. Warehouses and the logistics industry offer jobs that lead to upward ability. This job creation is a socioeconomic benefit that the proposed ISR's onerous costs would threaten.

7. The proposed ISR seeks to "indirectly" regulate the trucking industry through the Warehouse industry. The District should publicly explain how it has the jurisdiction/authority to regulate a mobile source that is such an integral part of interstate commerce as the trucking industry.

Thank you for your attention to these comments. Please include these comments as part of the official record for Proposed Rule 2305 (Warehouse Indirect Source Rule) so that all SCAQMD Board Members may have the opportunity to review the above.

Respectfully,

Logistics Property Company, LLC



By: _____
Vince Pergande
Vice President, Project Management



Logistics Property Company, LLC
One North Wacker Drive, Suite 1925
Chicago, IL 60606

April 28, 2021

Ian MacMillan
Victor Juan
South Coast Air Quality Management District
21865 Copley Drive
Diamond Bar, California 91765-4178
Email: imacmillan@aqmd.gov / vjuan@aqmd.gov

Subject: Comments on Proposed Rule 2305 (Warehouse Indirect Source Rule)

Dear Mr. MacMillan:

Logistics Property Company, LLC, opposes the adoption of Rule 2305 (Indirect Source Rule). Warehouses are integral to the Southern California logistics industry. The logistics industry plays a crucial role in the response to the COVID-19 pandemic—not only in the distribution of medical supplies, vaccines, and equipment but also in delivering goods to a public that has become increasingly dependent on e-commerce.

The District's proposed ISR seems to be a misguided policy during the COVID-19 pandemic. The District is pursuing a regulation targeting a sector that serves as a lifeline to our region and the nation and is deemed essential by federal and state governments. Under the current draft rule, reporting obligations begin only 60 days from rule adoption. The substantive WAIRE Points obligations will commence as soon as July 2021.

The following further comments are provided in response to the District's Proposed Rule 2305:

1. This rule would impose additional/permanent costs on warehouses of approximately \$.90 per square foot. This extra cost would amount to targeting a specific essential industry with \$1 billion in annual fees during the worst possible time and while responding to the pandemic's challenges on behalf of our nation.

2. It is not feasible to comply with the ISR due to the following:

- a) The proposed rule requires warehouses to control truck fleets and decrease truck emissions. Yet, warehouse operators are not able to accomplish this task.
- b) Warehouses have no control over how truck engines are manufactured.
- c) Warehouses do not own truck fleets, nor do they control what type of trucks shipping companies purchase.
- d) Warehouse operators do not control which trucks come to warehouses, when they

arrive, where they come from, or any other variables related to truck trips.

3. The technology is not available to accomplish items on the WAIRE menu. For example, there are no heavy-duty electric trucks available that are viable from a technology and/or economically reasonable standard.

4. Warehouses have been deemed to be essential businesses by the State for important reasons including:

- a) The approximately 18 million people who live in Southern California rely on warehouses as an integral part of the goods movement system to get them the items they need to survive, like food, medical supplies, clothes etc.

5. This rule creates tremendous uncertainty in the economy as the full negative impact of this ISR is not known.

- a) Uncertainty should not be created in this critical, essential business sector, especially considering the current economic downturn/unemployment crisis associated with the COVID-19 pandemic.


6. Warehouses provide a broad range of jobs for people of every level of education and skillset. Warehouses and the logistics industry offer jobs that lead to upward ability. This job creation is a socioeconomic benefit that the proposed ISR's onerous costs would threaten.

7. The proposed ISR seeks to "indirectly" regulate the trucking industry through the Warehouse industry. The District should publicly explain how it has the jurisdiction/authority to regulate a mobile source that is such an integral part of interstate commerce as the trucking industry.

Thank you for your attention to these comments. Please include these comments as part of the official record for Proposed Rule 2305 (Warehouse Indirect Source Rule) so that all SCAQMD Board Members may have the opportunity to review the above.

Respectfully,

Logistics Property Company, LLC

By: 

Name: Robert T. Heffernan

Title: SVP and Associate General Counsel - Corporate



Logistics Property Company, LLC
One North Wacker Drive, Suite 1925
Chicago, IL 60606

April 29, 2021

Ian MacMillan
Victor Juan
South Coast Air Quality Management District
21865 Copley Drive
Diamond Bar, California 91765-4178
Email: imacmillan@aqmd.gov / vjuan@aqmd.gov

Subject: Comments on Proposed Rule 2305 (Warehouse Indirect Source Rule)

Dear Mr. MacMillan:

Logistics Property Company, LLC, opposes the adoption of Rule 2305 (Indirect Source Rule). Warehouses are integral to the Southern California logistics industry. The logistics industry plays a crucial role in the response to the COVID-19 pandemic—not only in the distribution of medical supplies, vaccines, and equipment but also in delivering goods to a public that has become increasingly dependent on e-commerce.

The District's proposed ISR seems to be a misguided policy during the COVID-19 pandemic. The District is pursuing a regulation targeting a sector that serves as a lifeline to our region and the nation and is deemed essential by federal and state governments. Under the current draft rule, reporting obligations begin only 60 days from rule adoption. The substantive WAIRE Points obligations will commence as soon as July 2021.

The following further comments are provided in response to the District's Proposed Rule 2305:

1. This rule would impose additional/permanent costs on warehouses of approximately \$.90 per square foot. This extra cost would amount to targeting a specific essential industry with \$1 billion in annual fees during the worst possible time and while responding to the pandemic's challenges on behalf of our nation.

2. It is not feasible to comply with the ISR due to the following:

- a) The proposed rule requires warehouses to control truck fleets and decrease truck emissions. Yet, warehouse operators are not able to accomplish this task.
- b) Warehouses have no control over how truck engines are manufactured.
- c) Warehouses do not own truck fleets, nor do they control what type of trucks shipping companies purchase.
- d) Warehouse operators do not control which trucks come to warehouses, when they

arrive, where they come from, or any other variables related to truck trips.

3. The technology is not available to accomplish items on the WAIRE menu. For example, there are no heavy-duty electric trucks available that are viable from a technology and/or economically reasonable standard.

4. Warehouses have been deemed to be essential businesses by the State for important reasons including:

- a) The approximately 18 million people who live in Southern California rely on warehouses as an integral part of the goods movement system to get them the items they need to survive, like food, medical supplies, clothes etc.

5. This rule creates tremendous uncertainty in the economy as the full negative impact of this ISR is not known.

- a) Uncertainty should not be created in this critical, essential business sector, especially considering the current economic downturn/unemployment crisis associated with the COVID-19 pandemic.

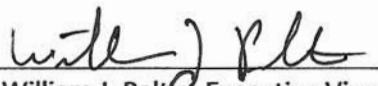
6. Warehouses provide a broad range of jobs for people of every level of education and skillset. Warehouses and the logistics industry offer jobs that lead to upward ability. This job creation is a socioeconomic benefit that the proposed ISR's onerous costs would threaten.

7. The proposed ISR seeks to "indirectly" regulate the trucking industry through the Warehouse industry. The District should publicly explain how it has the jurisdiction/authority to regulate a mobile source that is such an integral part of interstate commerce as the trucking industry.

Thank you for your attention to these comments. Please include these comments as part of the official record for Proposed Rule 2305 (Warehouse Indirect Source Rule) so that all SCAQMD Board Members may have the opportunity to review the above.

Respectfully,

Logistics Property Company, LLC

By: 

William J. Peltz, Executive Vice President and
General Counsel



Logistics Property Company, LLC
One North Wacker Drive, Suite 1925
Chicago, IL 60606

April 28, 2021

Ian MacMillan
Victor Juan
South Coast Air Quality Management District
21865 Copley Drive
Diamond Bar, California 91765-4178
Email: imacmillan@aqmd.gov / vjuan@aqmd.gov

Subject: Comments on Proposed Rule 2305 (Warehouse Indirect Source Rule)

Dear Mr. MacMillan:

Logistics Property Company, LLC, opposes the adoption of Rule 2305 (Indirect Source Rule). Warehouses are integral to the Southern California logistics industry. The logistics industry plays a crucial role in the response to the COVID-19 pandemic—not only in the distribution of medical supplies, vaccines, and equipment but also in delivering goods to a public that has become increasingly dependent on e-commerce.

The District's proposed ISR seems to be a misguided policy during the COVID-19 pandemic. The District is pursuing a regulation targeting a sector that serves as a lifeline to our region and the nation and is deemed essential by federal and state governments. Under the current draft rule, reporting obligations begin only 60 days from rule adoption. The substantive WAIRE Points obligations will commence as soon as July 2021.

The following further comments are provided in response to the District's Proposed Rule 2305:

1. This rule would impose additional/permanent costs on warehouses of approximately \$.90 per square foot. This extra cost would amount to targeting a specific essential industry with \$1 billion in annual fees during the worst possible time and while responding to the pandemic's challenges on behalf of our nation.

2. It is not feasible to comply with the ISR due to the following:

- a) The proposed rule requires warehouses to control truck fleets and decrease truck emissions. Yet, warehouse operators are not able to accomplish this task.
- b) Warehouses have no control over how truck engines are manufactured.
- c) Warehouses do not own truck fleets, nor do they control what type of trucks shipping companies purchase.
- d) Warehouse operators do not control which trucks come to warehouses, when they

arrive, where they come from, or any other variables related to truck trips.

3. The technology is not available to accomplish items on the WAIRE menu. For example, there are no heavy-duty electric trucks available that are viable from a technology and/or economically reasonable standard.

4. Warehouses have been deemed to be essential businesses by the State for important reasons including:

- a) The approximately 18 million people who live in Southern California rely on warehouses as an integral part of the goods movement system to get them the items they need to survive, like food, medical supplies, clothes etc.

5. This rule creates tremendous uncertainty in the economy as the full negative impact of this ISR is not known.

- a) Uncertainty should not be created in this critical, essential business sector, especially considering the current economic downturn/unemployment crisis associated with the COVID-19 pandemic.

6. Warehouses provide a broad range of jobs for people of every level of education and skillset. Warehouses and the logistics industry offer jobs that lead to upward ability. This job creation is a socioeconomic benefit that the proposed ISR's onerous costs would threaten.

7. The proposed ISR seeks to "indirectly" regulate the trucking industry through the Warehouse industry. The District should publicly explain how it has the jurisdiction/authority to regulate a mobile source that is such an integral part of interstate commerce as the trucking industry.

Thank you for your attention to these comments. Please include these comments as part of the official record for Proposed Rule 2305 (Warehouse Indirect Source Rule) so that all SCAQMD Board Members may have the opportunity to review the above.

Respectfully,

Logistics Property Company, LLC

By: Irma Sahagun
Irma Sahagun, Senior Project Accountant



2034 E. 27th Street Unit C Vernon, CA 90058
Tel: 747.999.5780 Fax: 747-999-5632

April 9, 2021

Chair William Burke and Governing Board Members
South Coast Air Quality Management District
21865 Copley Drive
Diamond Bar, California 91765-4178

Re: **OPPOSITION TO PROPOSED RULE 2305 (WAREHOUSE INDIRECT SOURCE RULE)**

Dear Mr. Burke and Governing Board Members,

Currently, there are pending changes concerning air quality regulation that are due to be voted on by you. As a business that relies on affordable warehouse space, we are deeply concerned what potential impacts Rule 2305 will have to our operating expenses. If Rule 2305 passes it will result in increased property taxes and consequently, higher overhead operating expenses creating economic hardship in an already difficult economic climate. Currently in our lease, we as the Tenant, are responsible for any resulting increases in taxes imposed through this new Rule.

123-1

We are very concerned about the potential negative impacts on the warehousing/logistics sector by the South Coast Air Quality Management District. We are reaching out to you today to encourage you to reconsider the implementation of Rule 2305. Although we are also concerned with improving the air quality in Southern California, this Rule could deeply hurt our business and effectively our employees.

123-2

In consideration of this, we believe this proposed rule is outside the authority of the local air district and it is not mission driven as it has no sunset date. Furthermore, it is poorly written, fails to understand the dynamics of the goods movement sector, and includes an arbitrary menu of options and credits. Furthermore, the rule has questionable projections on any actual emission reductions it will achieve. Additionally, it will impose significant administrative and mitigation expenses. As written, this rule is in essence a tax on the warehousing sector.

123-3

While we understand Rule 2305 is well intended, we believe it will cause significant harm to our business for the reasons mentioned above. As such, we respectfully request that you oppose Rule 2305, as the potential damages to our business, and businesses like ours, across Southern California could be economically devastating, particularly when considering the financial hardships many business owners are already experiencing due to COVID-19 related closures, delays and ordinances.

123-4

Thank you in advance for your time and consideration.

Signed:

John Pourmoradi, President



Rexford Industrial

April 14, 2021

Chair William Burke and Governing Board Members
South Coast Air Quality Management District
21865 Copley Drive
Diamond Bar, California 91765-4178

Re: **OPPOSITION TO PROPOSED RULE 2305 (WAREHOUSE INDIRECT SOURCE RULE)**

Dear Mr. Burke and Governing Board Members,

Currently there are pending changes concerning air quality regulation that are due to be voted on by you. As one of the largest owners of industrial real estate throughout Southern California, encompassing approximately 32 million square feet, with 1,400 tenants in our portfolio, we are deeply concerned with the impact Rule 2305 will have to our tenants. If Rule 2305 passes it will result in increased property taxes and consequently higher operating expenses for our tenants across our properties. At all of our properties, the tenants are responsible for property taxes, *not landlord*.

124-1

Although we can certainly appreciate the important goal of improving air quality in Southern California, as we ourselves are committed to green leasing initiatives, we do not believe this rule is the proper means to achieve such goals. Mobile sources (trucks, cars) are already regulated by both the United States Environmental Protection Agency and the California Air Resources Board.

124-2

Unfortunately, this rule would cause economic harm to the majority of our tenants, whose primary business is the transportation and distribution of goods. Due to Rule 2305, tenants/businesses will end up paying the fee (tax) because it will not be feasible or possible for them to comply with the proposed standards. With proposed fees of up to (\$0.09) per square foot, this would cost potentially millions of dollars across our portfolio to our tenants.

124-3

While we understand Rule 2305 is well intended, we believe it will cause more harm than good for the reasons outlined above. As such, we respectfully request that you oppose Rule 2305. Otherwise, the potential damage to businesses across Southern California could be economically devastating.

124-4

Thank you for your time, consideration, and service.

David Lanzer

General Counsel

REXFORD INDUSTRIAL REALTY, L.P.



April 27, 2021

Incoming Chair Ben J. Benoit
Governing Board
South Coast Air Quality Management District
21865 Copley Drive
Diamond Bar, CA 91765

RE: Proposed Rule 2305 – Warehouse Indirect Source Rule (ISR)

Incoming Chair Benoit and Members of the Board,

Clean Energy supports the original intent of the Warehouse Indirect Source Rule: to “reduce local and regional NOx and PM emissions”. The proposed WAIRE (compliance) menu, however, does not solely factor in emission reductions but also includes project costs. Ironically, the inclusion of such costs penalizes cost-effective solutions and appears to do more for the California Air Resources Board’s (CARB) long-term ZEV transition goals than the South Coast AQMD’s goal to immediately improve air quality throughout the South Coast air basin.

125-1

Penalizing cost-effective strategies in the WAIRE menu is bad for the South Coast as it will have a material impact on the rule’s ability to reduce emissions. Given that CARB is focused on statewide policy through its Advanced Clean Truck rule to achieve long-term emission (2045+), shouldn’t the AQMD’s PR 2305 target emissions reductions required to meet the region’s 2023 and 2031 federal NOx attainment deadlines?

125-2

Clean Energy thereby requests that the Governing Board make a motion to remove the cost component from the WAIRE methodology used to determine WAIRE (compliance) points for each strategy. This change would guarantee that points are only awarded for much needed NOx and PM emissions reductions. Basing points on reductions alone is a simple, transparent and straightforward approach that provides greater flexibility for warehouse owners and operators, better air quality outcomes for the community, and avoids unnecessary market manipulation.

125-3

Thank you for your time and consideration. If you should have any questions, please contact me directly at your convenience.

125-4

Most sincerely,

A handwritten signature in black ink, appearing to read "Todd R. Campbell", written over a horizontal line.

Todd R. Campbell

Cc: Mr. Wayne Nastri
Mr. Victor Juan

From: William Vogel <will@vogelcre.com>
Sent: Monday, April 19, 2021 3:36 PM
To: Ryan Banuelos <RBanuelos@aqmd.gov>
Cc: Victor Juan <vjuan@aqmd.gov>
Subject: Proposed Rule 2305

To Whom It May Concern;

We were just made aware of this proposed rule to the SCQAMD and vehemently oppose everything that is in it. As an owner of warehouses in the district we cannot fathom a possible need for a warehouse owner to report anything to the SCQAMD. We do not operate the warehouses nor do we operate the trucks that come to and from our warehouses. As a vacant warehouse we have 0% emissions and at all other times our tenants are solely responsible for the operation of the buildings including utilities consumed thereby.

126-1

As an operator of a warehouse of more than 100 SF (which is a number that is growing at a rapid pace) you don't have to be the biggest fish in the ocean anymore. This will be putting undue stress on our mom & pop operators who are already struggling to get by thanks to the Governor shutting down more than half of the state for almost one whole year. If you want the whole trucking industry to adopt fuel efficient trucks, focus on the trucking operators and not the building owners or the companies that warehouse in them.

126-2

Adopting electric trucks will only help to quicken the states already degrading electrical infrastructure that can be blamed for rolling blackouts during times of high demand, especially at night which is when everyone plugs in, as well as the public fiascos such as the massive fires up north and throughout SoCal for almost a decade. Half of our buildings aren't even supplied with enough power to allow for plugins and that can't be fixed by us as the utility never buried enough line in the city streets in order to serve that type of demand.

126-3

We already have tenants leaving the state in droves and I expect this will hurry that up over the next couple of years. If you want to keep the state's tax income rolling through the doors, start worrying about helping businesses grow and prosper and providing power to folks year round without blackouts or polluting fires. At this rate, there won't be anyone left here to breathe the air you purport to care about keeping clean.

126-4

William D. Vogel II
President
Vogel Properties, Inc.

300 Paseo Tesoro
Walnut, CA 91789

Office: (909) 598-7065
Mobile: (714) 932-2750

MASTER RESPONSES

1. Response to comment that PR 2305 and PR 316 will have permanent costs of \$0.90 per square foot and \$1 billion per year.

The potential costs raised in some comment letters are inaccurate and significantly overstate the potential cost of PR 2305 and PR 316. The Final Staff Report and Socioeconomic Impact Assessment (SIA) analyzed the compliance costs of implementing PR 2305 and PR 316. The analysis modeled 19 scenarios using WAIRE Menu actions and the mitigation fee and found a range of potential costs of -\$0.02/sf/yr to \$0.83/sf/yr (Final Staff Report Table 20, SIA Table 27).¹ 13 of the 19 scenarios modeled were found to have costs less than \$0.23/sf/yr, or less than \$190 million per year. All estimates included the cost of implementing actions in the WAIRE Menu as well as reporting and recordkeeping costs associated with PR 2305 and PR 316.

The lowest-cost scenario (Scenario 10, visits from Class 6 zero emission trucks) resulted in a 10-year average net savings of \$12.6 million per year. Cost savings occurs in this scenario because the total cost of ownership of these trucks during the 10-year period analyzed is calculated to be cheaper than conventional diesel. Higher up-front capital costs for ZE technology is offset by lower fuel and maintenance costs. This dynamic is anticipated to become more prominent through time with ZE trucks, but the exact timing for when this cost savings will occur will vary by truck class and duty cycle. In the analysis conducted for PR 2305, the only ZE trucks with an overall cost savings are Class 6. As a conservative measure, some savings have not been folded into the analysis, such as any incentive funding or revenue from the Low Carbon Fuel Standard program.

The highest cost scenario (Scenario 7, 'inefficient' mitigation fee) over a 10-year period averaged \$670.2 million per year, equal to \$0.83/sq. ft. The 'inefficient' mitigation fee assumes that even though all warehouse operators only pay the mitigation fee to comply with the rule, they do not attempt to earn any WAIRE Points from visits from NZE and ZE trucks incentivized by those mitigation fees in the WAIRE Mitigation Program. This level of funding in the WAIRE Mitigation Program would result in a substantial turnover of trucks, and much higher public health benefits with emission reductions up to about 20 tons per day. However, because warehouse operators are expected to find ways to reduce their costs, it is expected that they would earn points for incentivized trucks. A more realistic scenario showing the interaction between a mitigation fee-only scenario and the WAIRE Mitigation Program was modeled. The same style of compliance approach whereby every warehouse operator pays a mitigation fee, but they earn WAIRE Points for NZE trucks incentivized by those fees (Scenario 7a, a 'high-efficiency' mitigation fee scenario) results in costs as low as \$0.14/sf/yr, equal to \$114 million annually.

Other higher cost scenarios were also analyzed, and some warehouse operators are anticipated to pursue those higher cost options (e.g., due to corporate sustainability goals). Some examples include installing and using a hydrogen station and fuel cell trucks (Scenario 12, \$1.04/sq. ft.) or installing solar panels (Scenario 11, \$1.21/sq. ft.). For the hydrogen station and fuel cell truck scenario, the costs are high relative to the level of implementation required for PR 2305, primarily due to the high capital costs for the trucks and station. However, some use cases that include greater levels of implementation may result in a hydrogen scenario becoming more cost effective than other technologies. For the solar panel scenario, cost savings are anticipated over the life of the panel system, but those may not be incurred during the 10-year period analyzed.

¹ \$/sf/yr = dollars per square foot of warehouse per year

Similar to the hydrogen scenario, some use cases may result in greater cost savings than shown here (e.g., through financing approaches designed to reduce up-front costs). By its design, PR 2305 does not mandate these higher-cost compliance options be used. Absent that mandate, we presumed that warehouse operators would choose the compliance option that works with their business model and is the lowest cost. Therefore the ‘inefficient’ mitigation fee option was selected as the cheapest high-cost option that any warehouse operator would be required to implement under PR 2305.

It is important to put these regulatory costs in context with other costs warehouse operators face. The worst-case ‘inefficient’ mitigation fee scenario cost of \$0.83/sf/yr is expected to be no more than about 3% of total operating costs for a typical warehouse operator. The ‘high-efficiency’ mitigation fee scenario results in costs about 0.5% of typical operating costs, which is similar to many other scenarios analyzed. This industry also sustains regular operating cost increases in the South Coast AQMD region, with rents rising about \$0.47/sf/yr on average since 2010 (about 1.7% of operating costs, and an increase of about 63% from 2012-2019), yet surrounding regions rental increases have averaged only about \$0.06/sf/yr. Simultaneously, warehouse vacancy rates in the South Coast AQMD region remain consistently low at around 4%,² and goods movement activity in the region is at an all-time high, with the ports of Los Angeles and Long Beach consistently setting records for cargo volume.³

Industry experts have also pointed to the continued strength of the warehousing industry. For example, Fran Inman (Senior Vice President at Majestic Realty, a warehouse owner, California Transportation Commissioner, and Executive Committee Member with NAIOP SoCal, a trade association for industrial property owners) recently stated in response to a question about the state of the warehousing industry in March 2021 “Consumer demand will stay strong...we have seen very little vacancy [in warehousing space], and that has held true since 2008 ...the sweet spot now relates to e-commerce ... and to do e-commerce we need more space.”⁴

Similarly, the Winter 2021 Commercial Real Estate Outlook report from Allen Matkins (a law firm specializing in commercial real estate) and the UCLA Anderson Forecast showed that a survey of industrial property developers believe that “the expectation was for lease rate increases to exceed the rate of inflation and for the already low vacancy rates to be even lower by 2023... [and] for a new wave of warehouse building over the coming three years.”⁵ Finally, in January 2021 Kurt Strasmann (Executive Managing Director for Orange County and Inland Empire Operations for CBRE, a commercial and industrial real estate company) stated, “You keep expecting regulation to take a toll on business, but when you look at the numbers and metrics, they keep going and going. Thus far I have not seen [regulation] affect demand.”⁶

² IEc Task 2 “Technical Memorandum on Real Estate Markets Neighboring the South Coast AQMD Region”

³ <https://www.maritime-executive.com/article/port-of-long-beach-sets-110-year-record-in-february>, <https://www.dailybreeze.com/2021/03/16/port-of-la-continues-breaking-cargo-records-in-historic-7-month-surge/>, <https://www.freightwaves.com/news/62-ships-at-anchor-in-san-pedro-bay-on-wednesday>

⁴ https://www.portoflosangeles.org/references/2021-news-releases/news_031621_feb_teus at 12:10

⁵

https://connect.allenmatkins.com/hubfs/Anderson%20Forecast/Winter%202021/AMCRES_Winter_2021.pdf?hsCtaTracking=9cbedffc-5a28-4951-a7e1-255393bef5e5%7Ccecf4503-3ced-43f9-9cd2-36f68c0ac76e

⁶ <https://www.freightwaves.com/news/insatiable-demand-drives-southern-california-warehouse-boom>

2. Response to comment that it is not feasible to comply with PR 2305 because:

2a. The proposed rule requires warehouses to control truck fleets and decrease truck emissions. Yet, warehouse operators are not able to accomplish this task.

To comply with PR 2305, warehouse operators can choose to implement up to 32 different WAIRE menu actions, a Custom WAIRE Plan, pay the optional mitigation fee, or any combination of the three. Options are available that allow warehouses to comply with the regulation without controlling truck fleets or decreasing truck emissions. This includes installing or using solar panels, installing or using charging stations (including for cars, such as for their employees), installing filtration systems in nearby sensitive land uses like daycares or residences, implementing a Custom WAIRE Plan that avoids working with truck fleets, or paying a mitigation fee.

The PR 2305 Final Staff Report (Appendix C) documents that approximately 40% of warehouse operators are expected to own a truck fleet, and interviews with many warehouse operators have revealed that many warehouse operators also arrange for trucking services for at least some of the goods going to or leaving their warehouse. Therefore, there are many warehouses that could exercise control over a trucking fleet to reduce emissions. Furthermore, in instances where warehouse operators choose WAIRE Menu items that address trucks, these options do not require 100% control of trucking operations. As an example, an operator of a 250,000 sf warehouse would typically have about 41 Class 8 truck visits per day and 15 Class 2b-7 truck visits per day. If that warehouse operator averages about five Class 8 NZE truck visits per day, they would earn enough WAIRE Points to satisfy their compliance obligation at the highest proposed stringency. This is about 12% of all Class 8 truck visits, and less than 10% of all truck visits.

2b. Warehouses have no control over how truck engines are manufactured.

This comment misinterprets the proposed rule requirements for warehouse owners and operators. PR 2305 does not require warehouse operators or owners to control how truck engines are manufactured, nor does it place any requirements on truck or truck engine manufacturers. PR 2305 allows warehouse operators to satisfy their compliance obligation through options that rely on NZE or ZE truck acquisitions or visits. These NZE and ZE standards that apply to truck manufacturers are already defined by the California Air Resources Board in their Optional Low NOx Regulation, and Zero Emissions Powertrain Certification Regulation.⁷ If a warehouse operator uses one of these truck options, they would rely on these existing standards for trucks that are commercially available.

2c. Warehouses do not own truck fleets, nor do they control what type of trucks shipping companies purchase. Warehouse operators do not control which trucks come to warehouses, when they arrive, where they come from, or any other variables related to truck trips.

The Final Staff Report (Appendix C) documents that approximately 40% of warehouse operators are expected to own a truck fleet, and interviews with many warehouse operators have revealed that many warehouse operators also arrange for trucking services for at least some of the goods going to or leaving their warehouse. In instances where warehouse operators choose WAIRE Menu items that address trucks, these options do not require 100% control of trucking operations. As an example, an operator of a 250,000 sf warehouse would

⁷ Both regulations are codified in California Code of Regulations Title 13, section 1956.8.

typically have about 41 Class 8 truck visits per day and 15 Class 2b-7 truck visits per day. If that warehouse operator averages about five NZE Class 8 truck visits per day, they would earn enough WAIRE Points to satisfy their compliance obligation at the highest proposed stringency. This is about 12% of all Class 8 truck visits, and less than 10% of all truck visits.

In conversations with staff during rule development, warehouse operators have also described business practices whereby environmental requirements have been placed on trucking companies delivering goods to their warehouse. For example, in periods when fuel prices have been high, warehouse operators have included contractual requirements that trucking companies are required to use EPA SmartWay fleets in order to pass on any fuel surcharges.^{8, 9} Another more recent example includes a warehouse operator who, as part of their corporate sustainability goals, works with both a trucking company and a truck rental company to ensure zero-emission trucks are used at their warehouse, even though neither the warehouse operator nor trucking company owns the trucks, and the operator does not employ the truck drivers.¹⁰ Additional business models that have emerged elsewhere include in Shenzhen, China, where the fleet of electric logistics vehicles increased from about zero to over 80,000 in just five years.¹¹ One of the key enabling mechanisms included the “emergence of leasing companies that bundle the provisions of vehicles, charging, maintenance, and at times, even drivers for a flat monthly or annual fee.”¹² For warehouse operators that do not own fleets or contract directly with any trucking companies, if they want to take actions to earn WAIRE Points from truck visits, they may have the ability to work with the goods owner (on whose behalf they are operating the warehouse) who is responsible for arranging for trucking services for their goods.

Finally, there are several complementary policies underway that support the widespread introduction of NZE and ZE trucks in the region. These complementary policies will assist warehouse operators in developing the market for NZE and ZE trucks if they choose to use these compliance options. Example policies include the following: CARB’s Advanced Clean Trucks regulation mandating increasing sales of ZE trucks beginning in 2024, the San Pedro Bay ports’ updated Clean Truck Program which will charge drayage operators without NZE or ZE trucks \$10 per TEU, and various existing incentive programs including Carl Moyer, Prop. 1B, Volkswagen Environmental Mitigation Trust, and AB 617.¹³

2d. The technology is not available to accomplish items on the WAIRE menu. For example, there are no heavy-duty electric trucks available that are 100% viable from a technology and/or economically reasonable standard.

Technology is available to accomplish items on the WAIRE Menu. The comment uses an incorrect standard to conclude that technology is not available by assuming PR 2305 compliance can only be accomplished with electric trucks that are “100% viable from a

⁸ The EPA SmartWay program is a voluntary system that “provides a comprehensive and well-recognized system for tracking, documenting and sharing information about fuel use and freight emissions across supply chains.” It includes a certification component for fleets to show that they meet emissions and fuel savings benchmarks.

<https://www.epa.gov/smartway/learn-about-smartway>

⁹ <https://www.fleetowner.com/trucks-at-work/article/21697638/mandatory-pass-through-part-two>,

¹⁰ <https://www.businesswire.com/news/home/20210330005403/en/Fluid-Truck-Orders-40-Additional-Zero-Emission-Trucks-from-Lightning-eMotors>, <https://www.freightwaves.com/news/ikeas-nyc-last-mile-delivery-fleet-to-be-fully-electric-by-may>

¹¹ <https://www.greenbiz.com/article/what-us-can-learn-china-about-how-leasing-affects-ev-transition>

¹² A New EV Horizon: Insights From Shenzhen's Path to Global Leadership in Electric Logistics Vehicles, 2019. <https://rmi.org/insight/a-new-ev-horizon>

¹³ <http://www.aqmd.gov/home/programs/business/business-detail?title=vehicle-engine-upgrades>

technology and/or economically reasonable standard”. First, the statement is conclusory and provides no support for what is ‘economically reasonable’ or ‘100% viable’. The Socioeconomic Impact Assessment and Final Staff Report evaluated the potential costs of the rule and determined the expected cost-effectiveness of PR 2305 and PR 316 are in line with recently adopted CARB mobile source measures (Pages 77-78 and Table 24 of the Final Staff Report). Second, the comment focuses only on electric trucks, and ignores other menu options that are currently available. For example, commercially available options that are available today include acquiring or using NZE trucks, or NZE or ZE yard trucks, and installing and using solar panels, filtration systems, and charging stations.

Further, nearly all NZE and ZE trucks on the WAIRE Menu are commercially available today or are expected to be so during the first compliance year.¹⁴ For example, South Coast AQMD has already funded over 1,200 NZE trucks that are operating in commercial service today. NZE engines are currently available in two sizes – 11.9 liter and 8.9 liter. Major truck manufacturers offer these engines in different truck classes, including Class 8 long haul and/or drayage truck operations.¹⁵ The ZE truck market is starting to grow quickly, with many models entering the commercial market today and many major manufacturers announcing plans for future commercialization of battery-electric and hydrogen fuel cell electric trucks. Some notable manufacturer announcements are listed in the Final Staff Report (Appendix B). There are expected to be 62 models of medium duty (e.g., Class 4-7) ZE trucks commercially available during 2021,¹⁶ and ZE Class 8 trucks are expected to be introduced in late 2021 and 2022.¹⁷ Additionally, ZE yard trucks are commercially available today and have been operating at warehouses since 2015¹⁸. Manufacturers that have begun offering battery-electric ZE yard trucks for sale commercially including OrangeEV, Kalmar Ottawa, and BYD.

3. Response to comment that PR 2305 won’t result in emission reductions and won’t result in meeting air quality standards. As stated during South Coast AQMD’s Scientific, Technical, and Modeling Peer Review Advisory Group Meeting on January 27, 2021, the small quantities of NOx reductions generated by this rule will not be sufficient to decrease ozone concentrations in the basin.

The purpose of PR 2305 is to reduce local and regional emissions of NOx and PM associated with warehouses to assist in meeting state air quality standards “by the earliest practicable date” (Health and Safety Code 40913) and federal requirements to attain the 1997, 2008, and 2015 ozone standards (with attainment required in 2023, 2031, and 2037, respectively) and the 2012 fine particulate matter standard in 2025. The analysis in the Final Staff Report (Tables 15 and 16), implementing PR 2305 is estimated to result in approximately 1.5 – 3.0 tons per day of

¹⁴ <https://www.epa.gov/sites/production/files/2021-01/documents/420f21002.pdf>,
<https://ww3.arb.ca.gov/msprog/onroad/cert/cert.php#6>,
https://www.ngvamerica.org/vehicles/availability/?vehicle_type=heavy-duty-truck-oems

¹⁵ <https://apnews.com/article/business-technology-lifestyle-alternative-and-sustainable-energy-oil-and-gas-refining-9cd69b79f02ad8626e6522ae858efa27>, <https://kentico.portoflosangeles.org/getmedia/0c341695-2dec-430a-b2d9-f828d4b2df1a/final-drayage-truck-feasibility-assessment-w-addendum>

¹⁶ <https://globaldrivetozero.org/tools/zero-emission-technology-inventory/>

¹⁷ Examples: <https://www.volvotrucks.us/news-and-stories/press-releases/2020/december/volvo-trucks-introduces-the-volvo-vnr-electric-model-in-the-us-canada/>, <https://freightliner.com/trucks/ecascadia/>

¹⁸ Example: <https://orangeev.com/orange-ev-announces-initial-sales-of-its-t-series-zero-emission-electric-terminal-truck-an-industry-leading-first/>

NOx emission reductions beyond CARB regulations (CARB's Advanced Clean Trucks, Low NOx Omnibus, and Heavy Duty I/M rules), which is about a 10-15% reduction. Diesel PM reductions are also expected to be about 10-15% beyond CARB regulations.

While the PR 2305 will result in emission reductions, it will not on its own result in the attainment of any air quality standard. Nonetheless, PR 2305 is part of a larger comprehensive strategy described in the 2016 Air Quality Management Plan (AQMP) that is designed to meet both federal and state air quality standards. The 2016 AQMP found a NOx-focused emission reduction strategy is the only mechanism to achieve national ambient air quality standards for ozone.¹⁹ This approach requires NOx emissions reductions of about 108 tons per day to meet the 1997 ozone standard and about 88 tons per day to meet the 2008 ozone standard using 'further deployment measures' that were undefined and relied on flexibility provided by Clean Air Act section 182(e)(5) when the 2016 AQMP was adopted.²⁰ PR 2305 can assist in fulfilling some of these 'further deployment' emission reductions. In addition to reducing emissions, PR 2305 facilitates emission reductions for other regulations that are part of the comprehensive strategy, including by laying the groundwork for future emission reduction technologies such as facilitating development of zero-emission charging and fueling infrastructure for ZE trucks.

Finally, PR 2305 also helps ensure that statewide measures result in emissions reductions in the South Coast AQMD. The Final Staff Report (beginning on pg. 15) describes how statewide mandates for ZE light duty passenger car sales has not resulted in equal benefits throughout the state, and the three counties with the worst air quality (all in the South Coast AQMD region) do not have higher levels of ZE adoption, even with statewide mandates. PR 2305 can help facilitate ZE truck adoption in the South Coast AQMD region, in conjunction with CARB's statewide mandate for ZE truck sales in its Advanced Clean Trucks regulation.

The comment regarding what was presented during the Scientific, Technical, and Modeling Peer Review (STMPR) Advisory Group Meeting fundamentally misconstrues the results of the analysis in two ways. First, the presentation discussed recent regional air quality modeling conducted by South Coast AQMD staff, including the effects from emissions changes due to COVID-19. As discussed during the STMPR meeting, due to complex chemistry affecting ozone concentrations (with key parameters including meteorology, NOx emissions, Volatile Organic Compound [VOC] emissions, and the ratio of NOx to VOC), there are instances when reductions in NOx could cause increases in ozone. This well-understood scientific phenomenon is called the weekend effect because higher ozone has historically occurred on the weekends when NOx emissions are lower, relative to weekdays. After taking this phenomenon into account, the 2016 AQMP concluded that the only way to achieve the federal ozone standards throughout the South Coast AQMD region is to reduce NOx emissions.

Additionally, the comment assumes PR 2305 would be the only emission reductions that would occur. Since PR 2305 is part of a broader strategy to reduce emissions as outlined in the 2016 AQMP, ozone reductions and subsequent attainment of air quality standards are attributable to each measure. Therefore, the STMPR presentation is consistent with the conclusions of the 2016 AQMP, and the overall strategy to reduce NOx emissions to achieve federal and state ozone standards. After considering the scientific evidence, both CARB and U.S. EPA have

¹⁹ <http://www.aqmd.gov/docs/default-source/clean-air-plans/air-quality-management-plans/2016-air-quality-management-plan/final-2016-aqmp/final2016aqmp.pdf>

²⁰ Table 3 here: <http://www.aqmd.gov/docs/default-source/clean-air-plans/air-quality-management-plans/2016-air-quality-management-plan/final-2016-aqmp/appendix-iv-b.pdf>

approved this approach with their approvals of the 2016 AQMP, and these NO_x reductions are now a legally required element of meeting the requirements of the Clean Air Act.

4. Response to comment that warehouses are an essential industry that delivers goods, especially during the pandemic.

Warehousing is a key component of the broader goods movement industry and is an important part of the regional and national economy. During the ongoing COVID-19 pandemic, the warehouse industry has continued to assist in delivering goods to consumers and has experienced periods of record cargo volume. This trend is expected to continue as the economy is anticipated to rebound in the coming year after a slump to the broader economy brought on by the pandemic during 2020.²¹ The proposed phase-in schedule for PR 2305 will not impose any requirements for any warehouse operators to begin earning WAIRE Points until after January 1, 2022, long after vaccines became available for the entire adult population in the country on April 19, 2021.²² The proposed three-year phase-in to introduce warehouses into the PR 2305 WAIRE Points system further separates the regulation in time with the COVID-19 pandemic. Therefore, the warehousing industry that would be regulated by PR 2305 is not expected to be adversely impacted by COVID-19, especially in comparison to the impacts experienced during the height of the pandemic in late 2020. Further, cargo volumes have surged at the ports of Los Angeles and Long Beach during the pandemic,²³ and a resulting high level of truck travel and emissions associated with warehousing has continued.²⁴ It is therefore clear that warehousing and the goods movement industry in Southern California is thriving, and is expected to perform strongly into the future. Indeed, the growth experienced by this sector underscores the need to curb the rising emissions associated with it.

5. Response to comment that the proposed rule would create uncertainty in the economy. The economic impacts of PR 2305 and PR 316 is not known.

This comment does not acknowledge the extensive analysis conducted of the potential costs and economic impacts of PR 2305 and PR 316 that are included in the Socioeconomic Impact Assessment (SIA), the third party study of potential warehouse relocations in response to the proposed rule, or the third party peer reviews of these economic studies.²⁵ These studies fully analyze the range of potential

²¹ U.S. gross domestic product is anticipated to grow 6.5% in 2021.

<https://www.federalreserve.gov/monetarypolicy/fomcprojtabl20210317.htm>,
<https://www.gov.ca.gov/2021/04/06/governor-newsom-outlines-the-states-next-step-in-the-covid-19-pandemic-recovery-moving-beyond-the-blueprint/>

²² <https://www.whitehouse.gov/briefing-room/press-briefings/2021/04/19/press-briefing-by-press-secretary-jen-psaki-april-19-2021/>

²³ <https://www.supplychaindive.com/news/california-port-congestion-los-angeles-long-beach-data/594715/>

²⁴ As an example, data from the CalTrans PeMS website (<https://pems.dot.ca.gov/>) shows that monthly truck vehicle miles travelled (VMT) on the SR-91 East freeway (a key linkage between the ports of Los Angeles and Long Beach and warehouses in the Inland Empire region) increased substantially after the lowest point of the pandemic in April 2020. Truck VMT in April 2020 was 8.8 billion miles, and by October 2020 was 11.8 billion miles, an increase of about 34%. Truck VMT has stayed at high levels since that time with 11.8 billion miles again travelled in March 2021. This current level of truck VMT is higher than any level reached in the 12 months prior to the onset of the pandemic.

²⁵ Assessment of Warehouse Relocations Associated with the South Coast Air Quality Management District Warehouse Indirect Source Rule, IEC, Dec. 23, 2020. ([http://www.aqmd.gov/docs/default-source/planning/fbmsm-docs/iec_pr-2305-warehouse-relocation-report-\(12-23-20\).pdf](http://www.aqmd.gov/docs/default-source/planning/fbmsm-docs/iec_pr-2305-warehouse-relocation-report-(12-23-20).pdf)), Peer Review of PR 2305

economic impacts, and conversely the monetized public health benefits of the proposed rules. These public health benefits are estimated to be about three times higher than the potential costs of the regulation for most scenarios analyzed (SIA, Table 42). Further, the costs potentially imposed by these proposed rules are not anticipated to cause warehouses to relocate outside of the region. This is supported by extensive modeling analysis in the study conducted by Industrial Economics, Inc., as well as consistent behavior in how warehousing has responded to increased costs in the past.

The warehouse industry has grown steadily in the South Coast AQMD region in the past several decades (Final Staff Report, page 45-46). Costs to this industry have steadily increased as well, demonstrated by persistent annual increases in rent of 5% or more paid by warehouse operators. These rents have increased faster in the South Coast AQMD region compared to outlying regions (Final Staff Report, Figure 12). Even with these increasing costs, warehouse owners and operators have found it advantageous to continue operating preferentially in the South Coast AQMD region, with net absorption increasing in our region faster than in adjacent regions (Final Staff Report, Figure 11).

6. Response to comment that PR 2305 and PR 316 would threaten jobs provided by warehouses.

The Socioeconomic Impact Assessment (peer reviewed by a third party) included an analysis of six different compliance scenarios to determine the potential range of impacts to jobs if PR 2305 and PR 316 are approved. This analysis concluded the level of job impacts varied depending on which compliance scenario warehouse operators choose, but in all cases future anticipated job levels are higher than current job levels. One scenario was found to result in an increase in the number of jobs by about 240 per year (if all warehouse operators earned WAIRE Points through ZE Class 6 truck visits). All other scenarios resulted in some reduced future job growth – jobs foregone – which is not a loss of existing jobs. An example of a sector that could see job gains includes electricians or others who would install charging infrastructure or solar panels.²⁶ The range of overall jobs foregone was as low as 410 jobs per year and as high as 11,141 jobs per year across all industry sectors in the worst-case scenario, about 0.1% of all jobs in the region. This worst-case scenario is not expected to occur as described in Master Response to Comments 1, since the level of incentive funding that would be available if every warehouse operator only complied with mitigation fees would yield substantial turnover of the truck fleet. If warehouse operators earn WAIRE Points for all the trucks incentivized by their mitigation fees, their remaining compliance obligation will be substantially reduced, and their subsequent costs will be substantially reduced. This more likely scenario would result in about 1,901 jobs forgone per year, less than 0.02% of all jobs in the region.

This economic impact of jobs foregone, as well as other economic impacts (e.g., reduced economic output) was compared with the anticipated monetized public health benefit due to emission reductions from PR 2305. The monetized public health benefit was found to be about

Draft Socioeconomic Impact Assessment (Appendix I of SIA), Peer Review of Industrial Economics, Inc. (IEc) Socioeconomic Analysis of Warehouse Relocations, IEC Response to Comments (Appendix II of SIA),

²⁶ Several studies have pointed to the shifting of job sectors and resulting economic benefits as the state transitions to zero emissions transportation. To the extent that PR 2305 helps facilitate that transition, some of the economic and jobs benefits described in these studies will also be expected to occur. Example studies include: <https://laborcenter.berkeley.edu/wp-content/uploads/2020/09/Putting-California-on-the-High-Road.pdf>, <https://lincubator.org/wp-content/uploads/LACI-GREEN-JOBS-REPORT.pdf>, https://laedc.org/wp-content/uploads/2020/03/EV_Report_Digital_FINAL_Single_Page.pdf

three times higher than the costs of the rule in most scenarios analyzed. Some public health benefits for jobs were also identified, such as about 1,000 to 2,500 fewer lost work days.

7. Response to comment that South Coast AQMD should publicly explain its authority to adopt the proposed indirect source rule.

A discussion of South Coast AQMD's indirect source authority is included in Chapter 1 of the Final Staff Report (pages 18-20), and in the draft findings made pursuant to Health and Safety Code 40727 on page 80 of the Final Staff Report. Additional discussion of South Coast AQMD's legal authority is included in responses to comments 39, 40, and 44 (Caltax, NAIOP, CTA responses).

8. Response to comment that PR 2305 is duplicative with CARB regulations and is therefore a waste of resources. CARB has mobile source authority and is the more appropriate entity to develop regulations.

PR 2305 is not a duplicative measure, as it is part of a more comprehensive strategy for reducing emissions in the region and in the state.²⁷ U.S. EPA and CARB have primary authority in regulating mobile sources by setting new engine standards and in use standards, but South Coast AQMD was expressly given indirect source authority by the legislature (see Master Response to Comments 7 for further discussion of legal authority). PR 2305 is also designed to facilitate the early implementation of other regulations, for example by allowing installation of charging and fueling infrastructure to advance ZE technology toward meeting the state's goals. PR 2305 complements the state's strategy to reduce emissions from trucks that includes CARB's Advanced Clean Truck (ACT) rule, Low NOx Omnibus rule, Heavy Duty I/M rule, and other proposed regulations. As demonstrated in the 2016 AQMP, and in CARB's recent draft Mobile Source Strategy,²⁸ those three rules from CARB will not provide sufficient emission reductions from the trucking sector to meet air quality standards in 2023, 2031, or 2037. An additional regulation called the Advanced Clean Fleet (ACF) rule is also being proposed by CARB, however its final approval is not anticipated until late 2022. Further, even though the current concepts proposed by CARB for ACF are still in development, their preliminary indications are that significant emission reductions are not expected from that rule until the 2030s, too late to meet federal air quality standards in 2023 and 2031.

In order to account for these recent regulatory actions by CARB, the Final Staff Report includes a comprehensive analysis that quantitatively accounts for any emission reductions that would be achieved from the ACT, Low NOx Omnibus, and Heavy Duty I/M rules. Emission calculations using CARB's EMFAC2017 and the META Tool that was developed as part of their Mobile Source Strategy development were used to discount any potential overlapping emission reductions from PR 2305.²⁹ The result of this analysis that was conducted specifically

²⁷ Note that CARB in its comments (see Letter 101) supports the adoption of PR 2305 as "an important action in addressing the region's air quality issues and minimizing the public health impacts that warehouse activities have on nearby communities that are disproportionately burdened by air pollution."

²⁸ <https://ww2.arb.ca.gov/resources/documents/2020-mobile-source-strategy>. Additional discussion of the draft Mobile Source Strategy can be found in Chapter 1 of the Final Staff Report under the State Goals section (page 10) and in Chapter 3 under the Rule Stringency discussion (page 52).

²⁹ EMFAC 2017 is the most recent EPA-approved emissions inventory tool for use in California, but it does not include ACT, Low NOx Omnibus, or Heavy Duty I/M rules. The quantitative methods to estimate emission reductions from those rules are included in the Meta Tool.

to evaluate potential duplicative measures found that PR 2305 would reduce NO_x emissions beyond all existing CARB regulations by about 1.5 – 3.0 tons per day (Final Staff Report, Table 15). Any analysis of future regulations (e.g., ACF) was not possible as it is too speculative to determine what emission reductions may be achieved but additional emissions reductions are expected from PR 2305.

9. Response to comment that California has the cleanest supply chain in the US. Emissions from trucks have been reduced by 95% in the past, and emission reductions will continue without PR 2305.

The statement that California already has the cleanest supply chain is incorrect. Although there are many policies in the state to advance near zero or zero emission technologies, these technologies have not been widely adopted to date. Even with these policies in place, our region still ranks as the worst in the nation for ozone, and one of the worst for fine particulate matter.³⁰ Furthermore, a recent study found that California is ranked 40th out of 50 states in the penetration of 2010 engine standards into its truck fleets.³¹ Finally, the goods movement sector makes up about 52% of the NO_x emissions in the South Coast Air Basin.³² Total NO_x emissions must be reduced by 45% and 55% as of the attainment date in order to meet federal ozone deadlines in 2023 and 2031, respectively.

Notwithstanding these facts about the supply chain and its air quality impacts, truck emissions have shown welcome historical decreases in both Diesel Particulate Matter and NO_x, and additional reductions are expected in the future. However, as demonstrated in the 2016 AQMP and CARB's draft Mobile Source Strategy, even with these historic and anticipated reductions from existing regulations, substantially greater emission reductions are needed to achieve state and federal air quality standards. PR 2305 is designed to reduce emissions associated with warehouses beyond CARB regulations, while also facilitating additional local emission reductions by including options for ZE charging and fueling infrastructure.

10. Response to comment that PR 2305 appears to be more of a funding mechanism with the mitigation fee than anything that addresses environmental concerns.

PR 2305 provides many different options for compliance, including a mitigation fee. The purpose of the rule is to reduce emissions and facilitate emission reductions, which can be done by implementing measures on the WAIRE menu, implementing a Custom WAIRE plan, or paying an optional mitigation fee. The mitigation fee will be used to incentivize acquisition of NZE and ZE trucks and ZE charging infrastructure. Thus, the mitigation fee also addresses environmental concerns because it will be used to reduce pollution. Without the mitigation fee option, warehouse operators would have less flexibility in how they could comply with the rule. During development of the rule, industry repeatedly cited the need for maximum flexibility in compliance options. Warehouse operators could choose this option by itself, or in combination with any other options to satisfy their WAIRE Points Compliance Obligation (WPCO). This could prove helpful in that some of the other options would be more difficult to satisfy their WPCO without needing to over-comply with the rule. Because the mitigation fee can be

³⁰ <https://www.lung.org/research/sota/key-findings/most-polluted-places>

³¹ <https://www.dieselforum.org/California>

³² https://scag.ca.gov/sites/main/files/file-attachments/0903fconnectsocal_goods-movement.pdf?1606001690

tailored precisely from 0.1 WAIRE Points on up to any level, warehouse operators can use it to fill in any remaining WAIRE Points in a simple way without using the WAIRE Menu.

The mitigation fee of \$1,000 per WAIRE Point has also been set at a level that is designed to achieve approximately the same level of compliance as other options in the WAIRE Menu in any one year. However, because the warehouse operator is not investing directly in their own operations when complying with PR 2305 through paying a mitigation fee, the costs in later years may be higher than other compliance options that allows early investments to be used. This can be seen in Figures 15 through 18 in the Final Staff Report where the cost of Scenario 7 is similar to other options in early years, then often exceeds the costs of other compliance options in later years.

As with any regulation, the regulated entities (i.e., warehouse operators) are expected to pursue the cheapest and/or easiest method of compliance possible. With many options yielding lower costs when looking over multiple years, many (if not most) warehouse operators would be expected to choose other options besides the mitigation fee as the primary compliance method. For warehouse operators that do choose the mitigation fee, the funding would go directly towards incentivizing NZE and ZE trucks and ZE charging and fueling infrastructure. Scenario 7a shows what would occur if all warehouse operators account for these incentivized trucks, and the mitigation fee would then become a much cheaper option (Final Staff Report, Figure 14), similar to other lower cost options. In addition, the Final Staff Report provides a description of the WAIRE Mitigation Program that would use the mitigation fees paid by warehouse operators. Finally, the Board Resolution accompanying PR 2305 will include a framework for components of the WAIRE Mitigation Program, though some details will be developed in the future during solicitations for projects. All solicitations and awarding of funds will be brought before the Governing Board for approval and will include a public process.

Responses to Comment Letter #1 CCAEJ - 2/14/2019

Response to 1-1

Thank you for your participation in the rule development process and your comments in support of a warehouse ISR.

Response to 1-2

Staff analyzed various strategies including from facility caps, fleet certifications, best management practices, and a mitigation fee., Staff ultimately deciding on a menu-based points approach that promoted the incorporation of cleaner NZE and ZE technologies to get the needed regional NOx and local DPM community benefit while preserving flexibility to accommodate a variety of warehouse business models. Facility caps were found to be an infeasible approach due to the difficulty in tracking the distances that every truck visiting a warehouse travels. Trucking companies consider this proprietary information as they will travel to warehouse competitors. Further, goods in a truck may be destined for multiple warehouses, and assigning mileage to specific warehouses is impractical. Finally, even if those difficult challenges could be addressed, the administrative burden on facilities and South Coast AQMD to calculate emissions for every facility is significant given the ~3,000 warehouses covered by the rule, and the hundreds of thousands of trucks that operate in the region every day. The proposed menu-based system approach was determined to be the most feasible to administer that also met the project objectives.

Response to 1-3

Thank you for your participation in the rule development process and your comments in support of a warehouse ISR.

Responses to Comment Letter #2 Clean Energy Fuels- 8/23/2019

Response to 2-1

Thank you for your participation in the rule development process and your comments in support of a warehouse ISR.

Response to 2-2

PR 2305 provides options for the purchase and usage of NZE and ZE trucks by warehouse operators, and provides WAIRE Points incentives to motivate the use of NZE and ZE trucks. NZE options are expected to have the lowest cost of compliance in the near term, in particular for NZE Class 8 trucks. This incentive within the rule is expected to generate interest from warehouse operators, however they are free to choose whichever option makes the most sense for their operations. The goal of including NZE and ZE trucks is to get regional and local NO_x and PM emission reductions from the mobile sources that are attracted to warehouses. The proposed WAIRE Menu included in PR 2305 includes both NZE and ZE truck acquisition and usage.

Response to 2-3

South Coast AQMD staff agree with the comments that the diesel trucks are a significant NO_x emission source, and potentially exceed the current NO_x emission standard for heavy duty trucks. CARB has adopted several regulations adopted such as the Low NO_x Omnibus and the Heavy Duty I&M regulations that will reduce the NO_x emissions but also work to ensure prolonged engine performance and emission standard compliance. South Coast AQMD does not have the authority to set emission standards for new engines or in-use performance standards. However, South Coast AQMD does have indirect source authority to provide WAIRE Points incentives for warehouse operators to acquire or get visits from NZE and ZE trucks to help satisfy their compliance obligation under PR 2305WPCO. In providing NZE and ZE truck options on the WAIRE Menu, South Coast AQMD can get needed short term regional and local NO_x and PM emission reductions toward the immediate emission reductions by upcoming 2023 and 2031 attainment deadlines, as well as facilitate early action on the implementation of other truck related rules and regulations that also result in emission reductions. Staff agrees that when an NZE truck is fueled with RNG, there can be GHG benefits in addition to the NO_x and PM emission reductions as compared with diesel fueled trucks. As stated in the most recent Proposed Final Integrated Energy Policy Report from the California Energy Commission, renewable natural gas made up about 77% of the pipeline gas supply for vehicles in 2019.³³ NZE truck options present some of the lowest costs in the near term with the proposed rule, and are therefore expected to generate interest from warehouse operators as a compliance option.

Response to 2-4

The comment points out that a near-term ZE shift is unlikely due to cost, infrastructure, and logistical issues. is not yet readily available, and that installing this infrastructure will require more effort. This is also supported in a recent report from the California Energy Commissions that states that up to 157,000 chargers are needed for medium duty and heavy duty vehicles by 2030 in order to meet state goals, yet very few have been built to date.³⁴ PR 2305 provides a mechanism to encourage installation of this infrastructure at warehouses – a key destination for medium and heavy duty trucks. While NZE trucks are allowed in PR 2305 (and are an attractive compliance option), NZE fueling infrastructure has not been included. This is in part due to a

³³ <https://efiling.energy.ca.gov/getdocument.aspx?tn=236905>, pg. 134. Accessed 2-28-21

³⁴ <https://efiling.energy.ca.gov/getdocument.aspx?tn=236237>, Accessed 2-28-31

desire to work towards state ZE goals, and also because previous statements from the natural gas industry, and implied statements from this comment letter, have stated identified that government support is not needed for the fueling infrastructure for widespread deployment of natural gas fueled NZE trucks other than policy and funding support for the trucks themselves.³⁵ These previous comments have also stated that the natural gas industry is ready to quickly scale up fueling infrastructure to meet the demands of the trucking industry in southern California, and has a track record of previous successful rapid station developments by constructing 70 stations within one year.

There are currently about 66 CNG and LNG stations in the South Coast AQMD that can serve heavy duty trucks. The ports of Los Angeles and Long Beach estimated that up to 14 new stations could be needed to support up to 18,000 Class 8 NZE trucks serving the ports, however their analysis did not consider the use of any of the existing stations throughout the region.³⁶ At a stringency of 0.0025 WAIRE Points per WATT, the level of deployment of NZE Class 8 trucks in PR 2305 is no more than about 16,000 trucks over a ten year period in the extreme unlikelihood that all warehouse operators only chose NZE Class 8 trucks as a compliance option. Therefore, no more than 14 new stations are expected to be needed to support NZE trucks under PR 2305, and potentially could be much lower if the existing natural gas “station infrastructure is overbuilt for the current natural gas truck market in California”.³⁷ As a result of these factors – the high need for zero emissions charging/fueling infrastructure, the expressed willingness of the natural gas industry to build out fueling stations on its own, and the limited amount of natural gas fueling infrastructure needed to support any NZE trucks that might be introduced due to PR 2305 – natural gas fueling options are not included as a compliance option within PR 2305. Nonetheless, a CEQA alternative has been included that evaluates additional NZE compliance options within PR 2305, and the Governing Board will consider these alternatives as part of its overall consideration of PR 2305. Further, the Final Staff Report and the accompanying WAIRE Implementation Guidelines now explicitly allow NZE yard trucks to earn WAIRE Points through a Custom WAIRE Plan, and example calculations that warehouse operators could use are included.

Response to 2-5

See Response 2-4 above. The proposed approach in PR 2305 is expected to ultimately result in about 2.5 to 4 tons per day of NOx reduction, including providing near term emission reductions. Whether or not the Governing Board approves PR 2305, South Coast AQMD will continue to advocate with other agencies to adopt policies that promote cost-effective and near term emission reductions (as noted by the commenter in 2-6).

Response to 2-6

See Response 2-4 above. Further, while renewable natural gas (RNG) does have climate benefits relative to conventional diesel fuel, the primary focus of PR 2305 is the reduction of criteria pollutants to reduce regional and local air pollution, and to reduce localized exposure to air pollution sources related to warehouses. Although reducing greenhouse gases is an important goal, it is not one of the project objectives of PR 2305. PR 2305 is expected to result in increased

³⁵ <https://cngvc.org/wp/wp-content/uploads/2017/04/ACT-Now-Plan-Final.pdf>, pg. 14, Accessed 2-28-21
<https://cleanairactionplan.org/documents/2018-draft-dravage-feasibility-assessment-public-comments.pdf>, letters at pg. 14 and 47 Accessed 2-28-21

³⁶ <https://cleanairactionplan.org/documents/final-dravage-truck-feasibility-assessment.pdf/>, Accessed 2-28-21

³⁷ <https://cleanairactionplan.org/documents/2018-draft-dravage-feasibility-assessment-public-comments.pdf>, pg. 17 Accessed 2-28-21

use of NZE Class 8 trucks fueled by RNG. Thank you for your participation in the rule development process and your comments in support of a warehouse ISR.

Response to Comment Letter #3 - Clean Energy November 26th 2019

Response to Comment 3-1

Thank you for your participation in the rule development process and your comments in support of a warehouse ISR.

Response to Comment 3-2

Staff agrees with the comment regarding consistency in the size applicability definition, which was also addressed during the November 13, 2019 working group meeting. Revisions were made to the rule language and other documents related to PR 2305 that now have the consistent language of “with greater than or equal to 100,000 square feet”.

Response to Comment 3-3

The proposed three-year phase-in for PR 2305 takes into account many factors. Key considerations included the number of new facilities entering into a regulatory program, the need for emission reductions, and the potential impact on industry. In order to ensure that South Coast AQMD staff can appropriately administer a new program with approximately 3,300 facilities (a more than 10% increase compared to the current permitted universe of about 28,000 facilities), 1,000 facilities will enter each year for three years to allow compliance staff the necessary time to create the program, including a new online reporting portal, field inspection program, auditing program, and making data available to the public. Staff is aware of the urgency in meeting the 2023 and 2031 federal ozone standards. PR 2305 on its own cannot achieve the emission reductions needed for South Coast AQMD to meet these deadlines. However, it is part of a comprehensive strategy described in the 2016 Air Quality Management Plan, and can make meaningful progress towards those goals. The proposed phase-in will allow for a successful roll out of a new program on an industry of warehouse operators that is largely unregulated by air quality agencies.

Response to Comment 3-4

Early action multipliers are not included in the proposed regulation, however PR 2305 does have early action provisions including one that allows that allows extra WAIRE Points earned in one year to be banked for up to three future years to satisfy future compliance obligations, and another that allows both warehouse operators and owners to earn WAIRE Points ahead of their warehouse size phase-in schedule. The banking clock on these pre-phase-in WAIRE Points does not begin until the warehouse operator’s first compliance period, providing an additional early action benefit.

Finally, the WAIRE Menu includes options that go above and beyond current regulations in order to earn WAIRE Points. Warehouse operators may also decide to take early action ahead of the implementation schedule of U.S. EPA or CARB rules and regulation in order to earn WAIRE Points.

Response to Comment 3-5

Staff agrees with the comment that the default WATT calculation serves as a last resort if something beyond the warehouse operator’s control resulted in the loss of truck trip count data. Many studies have shown that the correlation between number of truck trips and the size of a warehouse is poor.³⁸ Therefore, PR 2305 requires actual truck trip count data to obtain the most accurate WPCO for the warehouse operator. Staff’s intent is to obtain the most accurate and

³⁸ <http://library.ite.org/pub/a3e6679a-e3a8-bf38-7f29-2961becdd498>

representative data set on the actual truck trips counts, but to also have a mechanism to determine a facility's WPCO should something happen to their truck trip counts that was beyond its control, in other words, a *force majeure*.

Response to Comment 3-6

The WAIRE Menu options were compared based on their costs and their potential emission reductions. The mitigation fee of \$1,000 per WAIRE Point is similar to the cost of many of these WAIRE Menu options for any one individual warehouse operator in any given year (see page 33 of the Final Staff Report). Although in any one year the cost may be similar, the warehouse operator has not made the investment into the facility and therefore may not be entitled to earn points in future years attributed to usage of items on the WAIRE Menu. Because the investments are not made by a facility are not retained with a mitigation fee. As a result, the long term costs of the mitigation fee approach are likely higher. Further, many options in the WAIRE Menu are lower cost than the mitigation fee. Therefore, the mitigation fee approach is not expected to be the dominant mechanism of compliance, though there are no restrictions if warehouse operators choose to use that option.

Response to Comment 3-7

Staff agrees with the concern about the definition of warehousing space. Staff revised Revisions were made to the definition of "warehousing activities" to better address what could be discounted from the warehouse square footage and what square footage could be used for potential warehousing activities even on a temporary or seasonal basis. However, because South Coast AQMD does not have clear knowledge of all of the facilities subject to PR 2305, what may look like a warehouse from databases and limited information visible from an adjacent street, the indoor activity may not be related to warehousing at all. As the PR 2305 compliance options are tailored to warehousing activities, the applicability of the rule is designed to match this activity.

Additionally, the warehouse owner and warehouse operators would be required to submit information on the square footage of the building in the Warehouse Operations Notification, and the amount of square footage leased for actual warehousing activities that could be verified on the lease agreements. During facility audits, should a concern on the square footage arise, a South Coast AQMD inspector may require further documentation from the warehouse operator to confirm the square footage reported on the Warehouse Operations Notification, the Initial Site Information Report, or on the Annual WAIRE Report. In addition, in order to ensure that the suggested abuse does not occur, PR 316 has been included to provide funding for compliance staff to conduct on-site field inspections. As with other compliance activities conducted by South Coast AQMD, site inspections are typically unannounced in order to see how a facility operates during normal activities.

Response to Comment 3-8

The support for the definition of NZE trucks is noted.

Response to Comment 3-9

The WAIRE Menu includes both NZE and ZE on-road truck acquisition and use, but the WAIRE Menu only includes ZE yard trucks. There are key policy distinctions for why ZE yard trucks are the only option considered. First, in the on-road sector ZE trucks are not at the same stage of commercial development as NZE yard trucks, which have been operating in commercial service for several years, especially for Class 8 trucks. However, ZE yard trucks are commercially available today and have been operating at warehouses since 2015. Additionally, because ZE

yard trucks are located at an individual facility, they are well-suited to serve as an early beachhead for the longer term development of ZE vehicle solutions.³⁹ By focusing PR 2305 on ZE yard trucks, warehouse operators are introduced to ZE technology to see how it works in their operations.

Finally, because yard trucks primarily stay at the warehouse facility, their emissions can have a disproportionate impact on communities surrounding warehouses compared to on-road trucks with emission miles away from a facility. Many yard trucks idle as part of their operation at warehouse facilities, and the switch to ZE yard trucks would benefit public health of the communities surrounding the warehouse to being less by not being burdened by idling emissions. Although NZE engines have lower emissions than their conventional diesel counterparts, they do still have tailpipe emissions. Notwithstanding these issues, a CEQA alternative has been included that evaluates additional NZE compliance options (including for yard trucks) within PR 2305. Further, the Final Staff Report and the accompanying WAIRE Implementation Guidelines now explicitly allow NZE yard trucks to earn WAIRE Points through a Custom WAIRE Plan, and example calculations that warehouse operators could use are included.

Response to Comment 3-10

The installation of ZE charging and fueling infrastructure facilitates the implementation of CARB regulations and supports the Governor's Executive Order N-79-20 as it relates to the ZE truck sales and fleet operation goals. Installing ZE charging or fueling infrastructure would help promote the usage of ZE trucks visiting the warehouse or for ZE trucks the warehouse operator owns or plans to acquire. Staff agrees with the comment that there is no emission benefit from the installation ZE charging or fueling infrastructure itself, but this option is included in the WAIRE Menu as it facilitates the usage of ZE technology. WAIRE Points can be earned separately for use of the ZE charging/fueling stations, similar to how WAIRE Points are earned separately for the acquisition of NZE trucks and use of NZE trucks. The splitting of WAIRE Points for both acquisition and usage of equipment and vehicles also allows greater flexibility for incentive funding to be used to offset compliance costs of PR 2305. For example, incentive programs that offset the purchase of a vehicle commonly are typically not allowed to be used for regulatory compliance, such as mandates to purchase vehicles. However, because PR 2305 allows vehicles to be used at a location to earn WAIRE Points, the incentive program restrictions do not apply, and trucks purchased with incentive funding can still earn WAIRE Points for their use. This same approach applies to ZE charging/fueling infrastructure.

Response to Comment 3-11

See Response to Comments 2-4. Further, carbon intensity values have not been considered as part of any WAIRE Menu item. Although reducing greenhouse gases is an important goal, it is not one of the project objectives of PR 2305. PR 2305 is expected to result in increased use of NZE Class 8 trucks fueled by RNG. This is due to the expected increase in use of NZE trucks due to their cost effectiveness relative to other options, and because 77% of natural gas used for transportation fuels in CA is renewable. Nonetheless, a CEQA alternative has been included that evaluates additional NZE compliance options within PR 2305. Further, the Final Staff Report and the accompanying WAIRE Implementation Guidelines now explicitly allow NZE yard trucks to earn WAIRE Points through a Custom WAIRE Plan, and example calculations that warehouse operators could use are included.

Response to Comment 3-12

³⁹ https://globaldrivetozero.org/public/The_Beachhead_Model.pdf

The WAIRE Menu was revised and now only includes the installation of solar panel systems. While solar panels do not directly reduce emissions at a warehouse site, they do reduce emissions associated with a warehouse by reducing power produced from local natural-gas fueled power plants. Solar panel systems can provide electricity for warehouses to use for their operations, which could include EV or TRU charging that might otherwise have relied on electricity generated from local power plants that resulted in regional NOx emissions. Solar panel system installations also offer additional flexibility for warehouse operators, and this technology is also a common consideration for warehouse operators to meet their corporate sustainability goals.

Response to Comment 3-13

The WAIRE Menu was revised and now only includes the installation of MERV 16 or better air filter systems or the replacement of MERV 16 air filters at sensitive sites for the communities surrounding warehouses. Air filter systems benefits the public health of neighboring communities as it reduces exposure to particulate matter, a common pollutant associated with warehousing activity. The support for measures that better inform the community on the health risks and impacts from air pollution is noted.

Response to Comment 3-14

Thank you for your participation in the rule development process and your comments in support of a warehouse ISR.

Response to Comment Letter – 4_CCAEJ – Draft Rule -12/6/19

Response to Comment 4-1

Thank you for your participation in the rule development process and your comments in support of a warehouse ISR.

Response to Comment 4-2

Staff recognizes the concerns expressed with a credit trading system and the structure of PR 2305 now requires all subject warehouse operators to take actions themselves that will reduce pollution and exposures in the communities near their warehouses, consistent with the authority granted to South Coast AQMD. Warehousing is also expected to continue growing in the region, and PR 2305 will apply to new warehouses as they are built.

Response to Comment 4-3

Staff agrees with the clarification of the minimum warehouse size applicable to PR 2305, as being warehouse facilities “with greater than or equal to 100,000 square feet of indoor floor space” rather than the 1st draft rule language stating “with greater than 100,00 square feet of indoor floor space”. The clarification statement incorporating the inclusive “greater than or equal to 100,000 square feet” will be revised and used from this point forward.

Response to Comment 4-4

PR 2305 does not include multiple buildings in the definitions of a warehouse and warehouse facility [PR 2305 (c)(31) and(c)(32)]. PR 2305 (b) states that the rule is applicable to “...owners and operators of warehouses located in the South Coast Air Quality Management District (South Coast AQMD) jurisdiction with greater than or equal to 100,000 square feet of indoor floor space in a single building.” Staff analyzed many different properties, and noted that complexes with multiple buildings may use auxiliary buildings for manufacturing, or maintenance and repair, but it is the large warehousing building that may dictate the level of mobile source emissions from on-road trucks and cargo handling equipment, therefore the rule applicability of greater than or equal to 100,000 square feet is applied to a single building. PR 2305 is applicable to about 3,300 warehouses, and there are perhaps another 30,000 warehouses that are below the applicability limits in PR 2305.⁴⁰ However, given the need to ensure the successful implementation of a new regulatory program of this scale, those warehouses with the biggest emission impact (i.e. the largest facilities with the most truck traffic) are the focus of the proposed rule. If PR 2305 is approved and successfully implemented, staff will follow the direction of the Board before proposing additional approaches to regulate these smaller facilities.

⁴⁰ https://scag.ca.gov/sites/main/files/file-attachments/final_report_03_30_18.pdf, Accessed 2-28-21

Response to Comment 4-5

Staff understands that key information regarding stringency, the annual variable, and points were still under development in the version of the draft PR 2305 as of the date of your comment letter date 12/6/19. The most recent version of the PR 2305 states the recommended stringency to equal 0.0025 WAIRE Points per WATT. The annual variable listed in the WPCO equation corresponds to the three-year phase-in of the stringency as listed in PR 2305, Table 2.

Impacts of air pollution on communities surrounding warehouses are considered in the structure of the WAIRE Points themselves. WAIRE Points for each WAIRE Menu item were determined by calculating the NO_x emission reductions (which affects regional air pollution) as well as Diesel PM emission reductions (which affects regional and local air pollution), and the cost. Further, all warehouse operators must take actions themselves that reduce emissions or facilitate emission and exposure reductions in the communities near their warehouses. This approach will necessarily benefit disadvantaged communities as about 85% of warehouses are in communities that are in at least the worst 70th percentile as determined with the CalEnviroScreen tool (see Figure 4 of the Final Staff Report for a map). Because of the high overlap between the vast majority of warehouses and communities with pollution burdens, the most practical approach to reduce these impacts is to ensure that all warehouse operators must take actions to benefit their local communities.

Finally, in order to ensure that any limited transferring of WAIRE Points that may occur under the rule does not disproportionately effect local communities, any WAIRE Points transferred from a different location are discounted by the number of WAIRE Points associated with local benefits from Diesel PM reductions.

Response to Comment 4-6

PR 2305 specifies how warehouse operators will determine their final WPCO each year. As written in PR 2305, $WPCO = WATTS \times Stringency \times Annual\ Variable$, where WATTS is calculated as specified in PR 2305 subparagraph (d)(1)(B) or (d)(1)(C), as applicable. The recommended stringency is 0.0025 WAIRE Points per WATT, and the annual variable is specified in Table 2 of PR 2305. The WAIRE Program Implementation Guidelines goes into further detail in methods of collecting and maintaining records of actual truck trip counts, as it is a key component of the WPCO calculation.

Response to Comment 4-7

While the rule itself addresses specific impacts to sensitive receptors as mentioned by the commenter, there is only one requirement within the rule specific to these kinds of land uses – the installation of air filters and filtrations systems. In the WAIRE Menu, sensitive site locations such as schools, hospitals, community centers, and residences are described explicitly as locations to install filter systems or replace filters (see PR 2305, Table 3).

Response to Comment 4-8

PR 2305 lists the optional mitigation fee to be \$1,000 per WAIRE Point [see PR 2305 section (d)(5)]. The mitigation fee provides additional flexibility to warehouse operators. The mitigation fee cost of \$1000 per WAIRE Point is designed to be within the range of cost of the WAIRE Menu actions and investments for warehouse operator in any one year, though some options such as getting NZE/ZE truck visits would be cheaper and options such as installing a fueling station may be more expensive. Through time, the mitigation fee is expected to be a more expensive option if warehouse operators don't take additional actions as early investments within the rule result in later cost savings, and lower emissions. The mitigation fee is proposed to be consistent across all warehouses similar to how the stringency of the rule is consistent across all warehouses. This approach will necessarily benefit disadvantaged communities as about 85% of warehouses are in communities that are in at least the worst 70th percentile as determined with the CalEnviroScreen tool (see Figure 4 of the Final Staff Report for a map). Because of the high overlap between the vast majority of warehouses and communities with pollution burdens, the most practical approach to reduce these impacts is to ensure that all warehouse operators must take actions to benefit their local communities.

Response to Comment 4-9

The WAIRE Mitigation Program will fund NZE and ZE trucks and ZE charging and fueling infrastructure in the communities around the warehouses that paid the fee as described at the end of Chapter 2 of the Final Staff Report. Specific language detailing requirements for spending mitigation funds will be included in the Board Resolution when it considers PR 2305 and PR 316. Any future spending of mitigation funds from the WAIRE Mitigation Program will also include additional public process and a Board vote should PR 2305 and PR 316 be approved.

Response to Comment 4-10

PR 2305 is designed to provide flexibility given the wide variety of business models employed by warehouses subject to the rule. Near zero options for on-road trucks are commercially available today, including for Class 8 trucks, whereas zero emission truck options are not yet widely commercially available. Additionally, NZE trucks can be significantly more cost-effective, both for the warehouse operator in terms of compliance (see Table 22 of the Final Staff Report) and in terms of cost per ton of emissions reduced (see Table 27 of the Final Staff Report). Further, PR 2305 is not designed to address all concerns associated with warehousing (e.g., traffic, aesthetics, economic and worker considerations, climate change impacts, etc.) as its focus is on reducing emissions that impact federal and state air quality standards and air pollution exposures in local communities. Nevertheless, the options for NZE and ZE technologies in PR 2305 are expected to have a positive impact on reducing greenhouse gas emissions compared to conventional diesel technologies. For example, as stated in the most recent Proposed Final Integrated Energy Policy Report from the California Energy Commission, renewable natural gas made up about 77% of the pipeline gas supply for vehicles in 2019.⁴¹ According to CARB, the carbon intensity of renewable natural gas fuels is considerably lower than diesel fuels, with many sources showing negative carbon intensity values.⁴² Finally, NZE technologies also completely eliminate the emissions of Diesel PM, the toxic air contaminant with the highest impact on environmental justice communities as shown in South Coast AQMD's MATES study.⁴³

⁴¹ <https://efiling.energy.ca.gov/getdocument.aspx?tn=236905>, pg. 134. Accessed 2-28-21

⁴² <https://ww3.arb.ca.gov/fuels/lcfs/dashboard/dashboard.htm>, Accessed 3-1-21

⁴³ <http://www.aqmd.gov/home/air-quality/air-quality-studies/health-studies/mates-iv>

Response to Comment 4-11

ZE trucks are being commercialized rapidly today, and this is expected to continue over the next several years. However, charging/fueling infrastructure for these trucks has not been fully developed, some truck types will have longer wait times for zero emission technology to be commercialized (e.g., Class 8 trucks), and NZE technologies are significantly more cost effective than their ZE counterparts today. PR 2305 however does provide more options for ZE technologies, and these compliance options are anticipated to grow in popularity through time as these technologies enter the commercial market at greater scale and begin to reduce in price. The ZE technology options in PR 2305 are also designed to allow warehouses to take advantage of these options in ways that match their operations, by allowing WAIRE Points to be earned for charging infrastructure and ZE trucks and yard trucks. However, some warehouse operators have already invested in NZE technology that reduces NOx at least 90% compared to conventional diesel trucks and completely eliminates toxic Diesel PM, and may have needs that will not allow ZE trucks to work in their operations until the technology further matures. Nevertheless, the acquisition of ZE trucks and usage of Class 8 ZE trucks earns more points than the equivalent NZE acquisition or usage.

Response to Comment 4-12

The purpose of PR 2305 is to reduce regional and local NOx and PM and facilitate other related rules and regulations, reductions for greenhouse gases would be a collateral benefit. The facilitative purpose of PR 2305 will help with implementation of measures such as the installation of much needed charging and fueling infrastructure and promote demand for ZE trucks which are two components needed by other regulations from CARB and the Governor's Executive Order N-79-20 which direct state agencies toward ZE transportation goals. The targets set by the state have focused on dates far in the future, such as 2035 and 2045. However, air quality needs are immediate (e.g., attainment dates are as close as 2023, public health is impacted today from poor air quality), and near-zero technology options have the ability to provide cost-effective solutions today.

Response to Comment 4-13

The approval of CEQA documents is within the purview of local lead agencies like cities and counties. South Coast AQMD does not have land use authority and cannot dictate how those lead agencies make land use decisions or CEQA decisions. However, PR 2305 does provide a level playing field for all new and existing warehouses subject to the rule, and is expected to meaningfully reduce emissions from this sector. One outcome that may result if PR 2305 is passed is that lead agencies may be able to use the framework that the rule establishes to require new warehouses to over comply with PR 2305. This dynamic has worked in some instances with the application of LEED for new construction, with some lead agencies⁴⁴ or the legislature⁴⁵ requiring higher levels of compliance with that program for land use projects, and a similar dynamic could occur with the WAIRE Program if PR 2305 is approved.

Response to Comment 4-14

⁴⁴ Examples: https://planning.lacity.org/code_studies/GreenLa/Brochure.pdf, <https://www.cityoforange.org/DocumentCenter/View/531/Local-CEQA-Guidelines-PDF>, <http://file.lacounty.gov/SDSInter/bos/supdocs/97129.pdf>

⁴⁵ Examples: AB 734 (2018), AB 987 (2018), SB 742 (2013)

At this time, PR 2305 is expected to go before the South Coast AQMD Governing Board's for its consideration on May 7, 2021.

Response to Comment 4-15

Thank you for your interest in the warehouse ISR development process and for bringing your comments to our attention.

Response to Comment Letter – 5_CCAir– Draft Rule -12/6/19

Response to Comment 5-1

Thank you for your interest in the warehouse ISR development process and for bringing your comments to our attention.

Response to Comment 5-2

Staff understands that information regarding stringency, the annual variable, and WAIRE Points were still under development in the version of the draft Proposed Rule 2305 (PR 2305) available when the comment was made. The current draft of PR 2305 includes the details for how warehouse owners and operators will determine their final WPCO each year. As written in PR 2305, $WPCO = \text{Weighted Annual Truck Trips (WATTs)} \times \text{Stringency} \times (\text{Annual Variable})$, where WATTs is calculated as specified in PR 2305 subparagraph (d)(1)(B) or (d)(1)(C), as applicable, the recommended stringency is 0.0025 WAIRE Points per WATT, and the annual variable corresponds to a three-year stringency phase-in specified in PR 2305, Table 2.

Response to Comment 5-3

The current version of PR 2305 provides updated initial requirement dates (see “Table 1 – Initial Requirement Date”) as shown below:

Phase	Warehouse Size (square feet)	Initial Reporting Date	Initial Compliance Period
1	$\geq 250,000$	January 31, 2023	January 1, 2022 to December 31, 2022
2	$\geq 150,000$ -<250,000	January 31, 2024	January 1, 2023 to December 31, 2023
3	$\geq 100,000$ -<150,000	January 31, 2025	January 1, 2024 to December 31, 2024

Staff considered the universe of approximately 3,320 warehouse facilities with greater than or equal to 100,000 square feet of indoor floor space when it was decided to have a three-year phase-in of facilities. Staff determined that a The purposeful phase-in with approximately 1,000 facilities entering each year for three years would help manage the workload associated with was determined as PR 2305 address a previously unregulated industry, with a proposed new online reporting system, along with a proposed new compliance team conducting facility audits. Additionally, given that the current inventory of permitted facilities regulated by South Coast AQMD is approximately 28,000 facilities, and a slow phase-in is required to insure a smooth rollout of a nearly 10% increase in facilities with the existing staff. The order of the phase-in from larger to smaller facilities is based on focusing on facilities expected to have the highest truck traffic on average. Staff is aware of the urgency in meeting air quality goals; the relatively short phase-in schedule proposed is intended to ensure PR 2305’s success.

Response to Comment 5-4

PR 2305 has been revised since the date this comment letter was submitted. PR 2305 Section (f)(1) is now Section (d)(5), and specifies a mitigation fee of \$1,000 per WAIRE Point.

Response to Comment 5-5

The current version of PR 2305 provided at the time this comment letter was written has since been revised. PR 2305 Section (f)(2) and its language has been removed from PR 2305 as the mitigation fee is not intended as a penalty. The mitigation fee of \$1,000 per WAIRE Point was analyzed to be within a similar range of cost as implementing the other WAIRE Menu options in any one year for a warehouse operator. Through time, the mitigation fee is expected to be a far more expensive option if warehouse operators don't take additional actions. This is because as early investments within the rule result in later cost savings through points attributable to usage, and lower emissions. The mitigation fee is proposed to be consistent across all warehouses similar to how the stringency of the rule is consistent across all warehouses.

Response to Comment 5-6

Thank you for your interest in the warehouse ISR development process and for bringing your comments to our attention. The additional detail requested has been provided in later drafts of the rule, as well as the Final Staff Report.

Response to Comment Letter – 6_SoCalGas– Draft Rule -12/6/19

Response to Comment 6-1

Thank you for your interest in the warehouse ISR development process and for bringing your comments to our attention.

Response to Comment 6-2

Staff intends to pursue State Implementation Plan (SIP) creditable emission reductions for PR 2305 for some of the actions taken from the WAIRE Menu, but PR 2305 is also a facilitative measure designed to enhance other rules and regulations which may also claim SIP credit. For example, CARB has its Advanced Clean Trucks (ACT) regulation which is largely a manufacturers' sales mandate, and the WAIRE Program can facilitate implementation of the ACT rule by warehouse operators choosing to purchase more ZE trucks earlier to earn WAIRE Points and by allowing facilities to earn points through truck usage. This could serve to additionally create more demand for ZE trucks. The WAIRE Program also includes the installation of ZE charging or fueling infrastructure which would be needed to support newly purchased ZE trucks. WAIRE Point values have a direct connection to SIP creditable emission reductions via NO_x and Diesel PM emission reductions, which are how PR 2305 will assist in meeting state and federal ambient air quality standards. Additional information regarding South Coast AQMD's approach to obtaining SIP credit for PR 2305 can be found in Appendix D of PR 2305's Final Staff Report

Response to Comment 6-3

Early action weighting is not included in the proposed regulation, however PR 2305 does have early action provisions. These include a provision that allows that allows extra WAIRE Points earned in one year to be banked for up to three future years, and another that allows both warehouse operators and owners to earn WAIRE Points ahead of their warehouse size phase-in schedule. The banking clock on these pre-phase-in WAIRE Points does not begin until the warehouse operator's first compliance period, providing an additional early action benefit. Finally, the WAIRE Menu includes options that go above and beyond current regulations in order to earn WAIRE Points. Warehouse operators may also decide to take early action ahead of the implementation schedule of U.S. EPA or CARB rules and regulation in order to earn WAIRE Points.

Response to Comment 6-4

The WAIRE Menu has nearly three dozen options that could earn WAIRE Points. However, due to comments from this stakeholder and others, PR 2305 now includes the option for warehouse owners and operators to submit a Custom WAIRE Plan application for proposed projects not on the WAIRE Menu but that achieve quantifiable, verifiable, and real NO_x and DPM emission reductions. These Custom WAIRE Plans must meet all the requirements as outlined in PR 2305 Section (d)(4). The Custom WAIRE Plan provides an opportunity to propose specific projects that are not included in the WAIRE Menu.

Response to Comment 6-5

The WAIRE Menu includes the installation of a hydrogen fueling station and the use of a hydrogen fueling station as options to earn WAIRE Points. Hydrogen fuel production equipment

was not analyzed as much of the emission reductions would result from the dispensed hydrogen replacing diesel fueled operation. Estimating and any emission reductions from such a scenario is difficult was difficult to set default values for calculation as it is dependent on many equipment design variables. Though hydrogen generation equipment is not included in the WAIRE Menu, a warehouse operator can propose it as a Custom WAIRE Plan application if it meets all the requirements for a Custom WAIRE Plan listed in PR 2305 (see PR 2305, Section (d)(4)).

Response to Comment 6-6

The commenter correctly points out that ZE charging/fueling infrastructure is included in the WAIRE Menu, but not NZE fueling infrastructure. A recent report from the California Energy Commission states that up to 157,000 chargers are needed for medium duty and heavy duty vehicles by 2030 in order to meet state goals, yet very few have been built to date.⁴⁶ PR 2305 provides a mechanism to install this needed infrastructure at warehouses – a key destination for medium and heavy duty trucks. While NZE trucks are allowed in PR 2305 (and are an attractive compliance option), fueling infrastructure has not been included in part due to a desire to work towards state ZE goals, and also because previous statements from the natural gas industry have stated that government support is not needed for the fueling infrastructure for widespread deployment of natural gas fueled NZE trucks other than policy and funding support for the trucks themselves.⁴⁷ These previous comments have also stated that the natural gas industry is ready to quickly scale up fueling infrastructure to meet the demands of the trucking industry in southern California, and has a track record of previous successful rapid station developments by constructing 70 stations within one year.

There are currently about 66 CNG and LNG stations in the South Coast AQMD that can serve heavy duty trucks. The ports of Los Angeles and Long Beach estimated that up to 14 new stations could be needed to support up to 18,000 Class 8 NZE trucks serving the ports, however their analysis did not consider the use of any of the existing stations throughout the region.⁴⁸ At a stringency of 0.0025 WAIRE Points per WATT, the level of deployment of NZE Class 8 trucks in PR 2305 is no more than about 16,000 trucks over a ten year period in the extreme unlikelyhood that all warehouse operators only chose NZE Class 8 trucks as a compliance option. Therefore, no more than 14 new stations are expected to be needed to support NZE trucks under PR 2305, and potentially could be much lower if the existing natural gas “station infrastructure is overbuilt for the current natural gas truck market in California”.⁴⁹ As a result of these factors – the high need for zero emissions charging/fueling infrastructure, the expressed willingness of the natural gas industry to build out fueling stations on its own, and the limited amount of natural gas fueling infrastructure needed to support any NZE trucks that might be introduced due to PR 2305 – natural gas fueling options are not included as a compliance option within PR 2305. Nonetheless, a CEQA alternative has been included that evaluates additional NZE compliance options within PR 2305, and the Governing Board will consider these alternatives as part of its overall consideration of PR 2305. Further, the Final Staff Report and the accompanying WAIRE Implementation Guidelines now explicitly allow NZE yard trucks to earn WAIRE Points through

⁴⁶ <https://efiling.energy.ca.gov/getdocument.aspx?tn=236237>, Accessed 2-28-31

⁴⁷ <https://cngvc.org/wp/wp-content/uploads/2017/04/ACT-Now-Plan-Final.pdf>, pg. 14, Accessed 2-28-21
<https://cleanairactionplan.org/documents/2018-draft-dravage-feasibility-assessment-public-comments.pdf>, letters at pg. 14 and 47 Accessed 2-28-21

⁴⁸ <https://cleanairactionplan.org/documents/final-dravage-truck-feasibility-assessment.pdf/>, Accessed 2-28-21

⁴⁹ <https://cleanairactionplan.org/documents/2018-draft-dravage-feasibility-assessment-public-comments.pdf>, pg. 17 Accessed 2-28-21

a Custom WAIRE Plan, and example calculations that warehouse operators could use are included.

Response to Comment 6-7

Thank you for your interest in the warehouse ISR development process and for bringing your comments to our attention.

Response to Comment Letter – 7_Luskin Center– Draft Rule - 12-6-2019

Response to Comment 7-1

Thank you for your interest in the warehouse ISR development process and for bringing your comments to our attention.

Response to Comment 7-2

The term “Sensitive Receptor” was not used in the draft rule language. However, sensitive sites are listed out in the WAIRE Menu (Table 3 of PR 2305) for possible locations to install minimum efficiency reporting value (MERV) 16 or greater filters filter systems or replace MERV 16 or greater filters. Warehouse facilities can earn WAIRE Points by implementing community benefits, (e.g., filter system installations) to satisfy the warehouse operator’s WPCO. Installation of MERV 16 or greater filter systems or replacement of MERV 16 or greater filters at sensitive sites with high risk level such as residences, schools, daycares, hospitals and community centers are intended to provide a local health benefit to communities surround a warehouse by reducing community exposure and emission impacts.

Response to Comment 7-3

As stated in previous response to comments, the term sensitive receptor was not used in PR 2305. The concept of sensitive receptors and/or sensitive sites is only referred in the current version of PR 2305 in the WAIRE menu (see PR 2305, Table 3), for the installation of MERV 16 or great filter systems or MERV 16 or greater filter replacement and not defined under (c) Definitions. Similarly, “Residential Receptors” are not addressed, the localized benefit addresses the benefit of reduced DPM emissions in the communities surrounding warehouses that suffer health impacts from the DPM emissions.

Response to Comment 7-4

The information such as the calculations of Cost, Regional NOx reductions, and Local Benefits are available on the WAIRE Technical Report, available in Appendix B of the Final Staff Report.

Response to Comment 7-5

PR 2305 does not refer to sensitive receptors and/or sensitive sites and there is no requirement for warehouse operators or owners to identify sensitive receptors.

Response to Comment 7-6

PR 2305 allows limited transfer of excess WAIRE Points to a different site under a single operator’s control. Due to the concern raised by this commenter and others, the transferred WAIRE Points are discounted to account for any localized emission reductions of Diesel PM that wouldn’t be experienced for the community near the warehouse where the Points were transferred. Part of the reason for allowing this type of limited transfer is to, provided the warehouse operator of multiple warehouses the t be able to undertake larger scale WAIRE Menu projects such as the installation of charging or fueling infrastructure. These types of projects which may need to be initiated one warehouse at a time rather than all the warehouses at once due to cost investment and project management. The intent of the limited transfer was to enable large scale capital investment projects to be undertaken and not discouraged.

Response to Comment 7-7

Staff will be reporting on the implementation of the WAIRE Program to the South Coast AQMD Mobile Source Committee on an annual basis. In addition, staff anticipates providing a publicly accessible web portal (similar to other South Coast AQMD web resources) with information about WAIRE Program compliance if PR 2305 passes. Prior to developing that web portal, staff will initiate a public process to get feedback on the development of the website.

Response to Comment 7-8

Thank you for your interest in the warehouse ISR development process and for bringing your comments to our attention.

Response to Comment Letter #8 CCAEJ January 24, 2020 –Mobile Source Committee

Response to Comment 8-1

Thank you for your interest in the warehouse ISR development process and for bringing your comments to our attention.

Response to Comment 8-2

PR 2305 is designed to provide flexibility given the wide variety of business models employed by warehouses subject to the rule. Near zero options for on-road trucks are commercially available today, including for Class 8 trucks, whereas zero emission truck options are not yet widely commercially available. Additionally, NZE trucks can be significantly more cost-effective, both for the warehouse operator in terms of compliance (see Table 22 of the Final Staff Report) and in terms of cost per ton of emissions reduced (see Table 27 of the Final Staff Report). Further, PR 2305 is not designed to address all concerns associated with warehousing (e.g., traffic, aesthetics, economic and worker considerations, climate change impacts, etc.) as its focus is on reducing emissions that impact federal and state air quality standards and air pollution exposures in local communities. The options for NZE and ZE technologies in PR 2305 are expected to have a positive impact on reducing greenhouse gas emissions compared to conventional diesel technologies. For example, as stated in the most recent Proposed Final Integrated Energy Policy Report from the California Energy Commission, renewable natural gas made up about 77% of the pipeline gas supply for vehicles in 2019.⁵⁰ According to CARB, the carbon intensity of renewable natural gas fuels is considerably lower than diesel fuels, with many sources showing negative carbon intensity values.⁵¹ Finally, NZE technologies also completely eliminate the emissions of Diesel PM, the toxic air contaminant with the highest impact on environmental justice communities as shown in South Coast AQMD's MATES study.⁵²

As documented in the Final Staff Report and its Appendix B - WAIRE Menu Technical Report, the NOx and Diesel PM emission reductions and incremental costs relative to conventional diesel technologies are the factors that determine each WAIRE Menu action's Point value. Using a consistent method across all WAIRE Menu actions results in an ability to ensure approximately equal levels of compliance activity, regardless of the action chosen. Following this methodology, Class 4-7 ZE trucks and NZE trucks earn the same amount of WAIRE Points in the WAIRE Menu due to similar levels of emission reductions and costs between the two technologies. Class 8 truck WAIRE Point totals however are different between ZE and NZE technologies, due to the greater difference in cost and emission reductions for these trucks, with ZE trucks earning more Points than NZE.

Response to Comment 8-3

See Response to Comments 8-2 above.

⁵⁰ <https://efiling.energy.ca.gov/getdocument.aspx?tn=236905>, pg. 134. Accessed 2-28-21

⁵¹ <https://ww3.arb.ca.gov/fuels/lcfs/dashboard/dashboard.htm>, Accessed 3-1-21

⁵² <http://www.aqmd.gov/home/air-quality/air-quality-studies/health-studies/mates-iv>

Response to Comment 8-4

ZE trucks are being commercialized rapidly today, and this is expected to continue over the next several years. However, charging/fueling infrastructure for these trucks has not been fully developed, some truck types will have longer wait times for zero emission technology to be commercialized (e.g., Class 8 trucks), and NZE technologies are significantly more cost effective than their ZE counterparts today. PR 2305 however does provide more options for ZE technologies, and these compliance options are anticipated to grow in popularity through time as these technologies enter the commercial market at greater scale and begin to reduce in price. The ZE technology options in PR 2305 are also designed to allow warehouses to take advantage of these options in ways that match their operations, by allowing WAIRE Points to be earned for charging infrastructure and ZE trucks and yard trucks. However, some warehouse operators have already invested in NZE technology that reduces NOx at least 90% compared to conventional diesel trucks and completely eliminates toxic Diesel PM, and may have needs that will not allow ZE trucks to work in their operations until the technology further matures.

Response to Comment 8-5

The purpose of PR 2305 is to reduce regional and local NOx and PM and facilitate other related rules and regulations, reductions for greenhouse gases would be a collateral benefit. The facilitative purpose of PR 2305 will help with implementation of measures such as the installation of much needed charging and fueling infrastructure and promote demand for ZE trucks which are two components needed by other regulations from CARB and the Governor's Executive Order N-79-20 which direct state agencies toward ZE transportation goals. The targets set by the state have focused on dates far in the future, such as 2035 and 2045. However, air quality needs are immediate – our region is facing deadlines in 2023 and 2031 to attain federal air quality standards and (e.g., attainment dates are as close as 2023, public health is impacted today from poor air quality.), and near-zero technology options have the ability to provide cost-effective solutions today.

Response to Comment 8-6

Impacts of air pollution on communities surrounding warehouses are considered in the structure of the WAIRE Points themselves. WAIRE Points for each WAIRE Menu item were determined by calculating the NOx emission reductions (which affects regional air pollution) as well as Diesel PM emission reductions (which affects regional and local air pollution), and the cost. Further, all warehouse operators must take actions themselves that reduce emissions or facilitate emission and exposure reductions in the communities near their warehouses. This approach will necessarily benefit disadvantaged communities as about 85% of warehouses are in communities that are in at least the worst 70th percentile as determined with the CalEnviroScreen tool (see Figure 4 of the Final Staff Report for a map). Because of the high overlap between the vast majority of warehouses and communities with pollution burdens, the most practical approach to reduce these impacts is to ensure that all warehouse operators must take actions to benefit their local communities.

Finally, in order to ensure that any limited transferring of WAIRE Points that may occur under the rule does not disproportionately effect local communities, any WAIRE Points transferred from a different location are discounted by the number of WAIRE Points associated with local benefits from Diesel PM reductions.

Response to Comment 8-7

Sensitive receptors are not referenced in the draft rule language. However, in the WAIRE Menu under the option for installation of MERV 16 or greater filter systems and MERV 16 or greater filter replacement potential installation examples are provided at sensitive sites such as residences, schools, daycares, hospitals, or community centers. The term sensitive receptor was not used in the determination of the WPCO as that was calculated using the WATT, rule stringency, and an annual variable. The recommended stringency of 0.0025 WAIRE Points per WATT with a three-year phase-in was analyzed in various scenarios to analyze the potential impacts on warehouse operations and air quality (see Final Staff Report Chapter 3).

Response to Comment 8-8

Onsite resting areas for workers or truck drivers were not included in the WAIRE Menu, as default values for costs, NOx reductions, or Diesel PM reductions can vary from warehouse to warehouse. However, warehouse operators could propose a project of a designated onsite rest area for workers and truck drivers as a Custom WAIRE Plan application which would be evaluated based on the requirements listed in PR 2305. If the Custom WAIRE Plan is approved, this approach could earn the warehouse WAIRE Points toward the WPCO.

Response to Comment 8-9

The rule is currently anticipated to go before the South Coast AQMD Governing Board for consideration on May 7, 2021. Additional time has been needed to develop the rule concept and supporting analysis, and to reach out to stakeholders.

Response to Comment 8-10

Thank you for your interest in the warehouse ISR development process and for bringing your comments to our attention.

Response to Comment Letter #9 Clean Energy Fuels – December 10, 2019

Response to Comment 9-1

Thank you for your interest in the warehouse ISR development process, staff appreciates the time and effort taken to provide your feedback on the WAIRE Points system.

Response to Comment 9-2

By design the WAIRE Program seeks emission reductions and facilitate and enhances other related rules and regulations. While the WAIRE Program will result in emission reductions it will not on its own result in the attainment of the federal ozone standard for 2023, even if all warehouse emissions went to zero. PR 2305 is projected to provide about a 10-15% emission reduction, in the South Coast AQMD. However, PR 2305 is also part of a larger comprehensive strategy described in the 2016 Air Quality Management Plan that is designed to meet federal and state air quality standards. Thus, given the unique nature of the rule and South Coast AQMD's indirect source authority, it is important to include measures that do not necessarily reduce emissions on their own, but that facilitate emission reductions, including by laying the ground work for future emission reduction technologies such as zero emissions trucks.

Further, the WAIRE Menu has been designed to split WAIRE Points between acquiring and using vehicles and equipment. This is to allow warehouse operators to make progress every year as part of an annual program, and to allow incentive funding programs work within a regulatory setting. Incentive programs that offset the purchase price of a vehicle generally cannot be used if the purchase is required to comply with a regulation. However, because PR 2305 encourages the use of those purchased vehicles, as well as their use at specific warehouses, incentivized vehicles may still earn WAIRE Points. This mechanism has the effect of lowering the potential compliance cost of the rule, with the ability to further decrease compliance costs through the identification of additional sources of incentive funding.

Ultimately, all emission reductions achieved or facilitated by PR 2305 should be SIP creditable (see discussion in Appendix D of the Final Staff Report).

Response to Comment 9-3

Early action multipliers are not included in the proposed regulation H, however PR 2305 does have early action provisions including one that allows that allows extra WAIRE Points earned in one year to be banked for up to three future years, and another that allows both warehouse operators and owners to earn WAIRE Points ahead of their warehouse size phase-in schedule. The banking clock on these pre-phase-in WAIRE Points does not begin until the warehouse operator's first compliance period, providing an additional early action benefit.

Finally, the WAIRE Menu includes options that go above and beyond current regulations in order to earn WAIRE Points. Warehouse operators may also decide to take early action ahead of the implementation schedule of U.S. EPA or CARB rules and regulation in order to earn WAIRE Points.

Response to Comment 9-4

NZE and ZE trucks are treated equally in PR 2305. The development of the number of WAIRE Points for implementing each technology is described in detail in Appendix B to the Final Staff

Report. In summary, WAIRE Points in the WAIRE Menu are assigned based on each technology's costs and NOx and DPM emission reductions, relative to conventional diesel technologies. Although reducing greenhouse gases is an important goal, it is not one of the project objectives of PR 2305. The options for both NZE and ZE technologies in PR 2305 are expected to have a positive impact on reducing greenhouse gas emissions compared to conventional diesel technologies. For example, as stated in the most recent Proposed Final Integrated Energy Policy Report from the California Energy Commission, renewable natural gas made up about 77% of the pipeline gas supply for vehicles in 2019.⁵³ According to CARB, the average carbon intensity of renewable natural gas fuels is considerably lower than diesel fuels, with many sources showing negative carbon intensity values.⁵⁴ The average carbon intensity of electricity production is currently lower than for renewable natural gas. Powerplant that provide electricity (including for ZE trucks) are becoming a diminishing source of emissions in the air basin, emitting less than 2 tpd of NOx in South Coast AQMD in 2019 based on an analysis of continuous emissions monitoring systems data. These emissions are anticipated to continue to decline as more renewable sources of power are introduced due to state policies.

Response to Comment 9-5

Costs were included in the determination of WAIRE Points for every WAIRE Menu action in order to recognize the investments that warehouse operators (and owners who opt in) make towards clean air technologies. PR 2305 requires annual compliance in order to ensure ongoing air quality improvements, and it is not possible to provide credit for emission reductions far into the future with this structure. In addition, many logistics industry stakeholders have commented on the short-term nature of business relationships, with warehouse frequently leases common for about three-year terms, and trucking contracts common for one-year terms (or less). In order to ensure the flexibility needed in this environment, investments are allowed to earn WAIRE Points on their own, and in the year that the investment is made. The WAIRE Menu has been designed to split WAIRE Points between acquiring and using vehicles and equipment. This provision is to allow warehouse operators to make progress every year as part of an annual program, and to allow incentive funding programs work within a regulatory setting. Incentive programs that offset the purchase price of a vehicle generally cannot be used if the purchase is required to comply with a regulation. However, because PR 2305 encourages the use of those purchased vehicles, as well as their use at specific warehouses, incentivized vehicles may still earn WAIRE Points. This mechanism has the effect of lowering the potential compliance cost of the rule, with the ability to further decrease compliance costs through the identification of additional sources of incentive funding.

Response to Comment 9-6

The WAIRE Menu does not include NZE options for infrastructure or yard trucks. While NZE trucks are allowed in PR 2305 (and are an attractive compliance option), fueling infrastructure has not been included in part due to a desire to work towards state goals, and also because previous statements from the natural gas industry have stated that government support is not needed for the fueling infrastructure for widespread deployment of natural gas fueled NZE trucks other than policy and funding support for the trucks themselves.⁵⁵ These previous comments have also stated that the natural gas industry is ready to quickly scale up fueling infrastructure to meet

⁵³ <https://efiling.energy.ca.gov/getdocument.aspx?tn=236905>, pg. 134. Accessed 2-28-21

⁵⁴ <https://ww3.arb.ca.gov/fuels/lcfs/dashboard/dashboard.htm>, Accessed 3-1-21

⁵⁵ <https://cngvc.org/wp/wp-content/uploads/2017/04/ACT-Now-Plan-Final.pdf>, pg. 14, Accessed 2-28-21
<https://cleanairactionplan.org/documents/2018-draft-drillage-feasibility-assessment-public-comments.pdf>, letters at pg. 14 and 47 Accessed 2-28-21

the demands of the trucking industry in southern California, and has a track record of previous successful rapid station developments by constructing 70 stations within one year.

There are currently about 66 CNG and LNG stations in the South Coast AQMD that can serve heavy duty trucks. The ports of Los Angeles and Long Beach estimated that up to 14 new stations could be needed to support up to 18,000 Class 8 NZE trucks serving the ports, however their analysis did not consider the use of any of the existing stations throughout the region.⁵⁶ At a stringency of 0.0025 WAIRE Points per WATT, the level of deployment of NZE Class 8 trucks in PR 2305 is no more than about 16,000 trucks over a ten year period in the extreme unlikelyhood that all warehouse operators only chose NZE Class 8 trucks as a compliance option. Therefore, no more than 14 new stations are expected to be needed to support NZE trucks under PR 2305, and potentially could be much lower if the existing natural gas “station infrastructure is overbuilt for the current natural gas truck market in California”.⁵⁷ As a result of these factors – the high need for zero emissions charging/fueling infrastructure, the expressed willingness of the natural gas industry to build out fueling stations on its own, and the limited amount of natural gas fueling infrastructure needed to support any NZE trucks that might be introduced due to PR 2305 – natural gas fueling options are not included as a compliance option within PR 2305.

There are also key policy distinctions for why ZE yard trucks are the only option considered. First, in the on-road sector ZE trucks are not at the same stage of commercial development as NZE yard trucks, which have been operating in commercial service for several years, especially for Class 8 trucks. However, ZE yard trucks are commercially available today and have been operating at warehouses since 2015. Additionally, because ZE yard trucks are located at an individual facility, they are well-suited to serve as an early beachhead for the longer term development of ZE vehicle solutions.⁵⁸ By focusing PR 2305 on ZE yard trucks, warehouse operators are introduced to ZE technology to see how it works in their operations. Nonetheless, a CEQA alternative has been included that evaluates additional NZE compliance options within PR 2305. Further, the Final Staff Report and the accompanying WAIRE Implementation Guidelines now explicitly allow NZE yard trucks to earn WAIRE Points through a Custom WAIRE Plan, and example calculations that warehouse operators could use are included.

Response to Comment 9-7

See Response to Comments 9-2 and 9-5.

Response to Comment 9-8

One of the main goals of PR 2305 is regional NOx reductions, and the installation of EV chargers does facilitate indirect emission reductions by promoting the use of an EV rather than a traditional gasoline or diesel fueled vehicle. Staff agrees that the emissions from employee commuting is less than that of a heavy duty truck emissions, but is still NOx and PM emissions that can be reduced and are present at warehouses.

Response to Comment 9-9

There are many different business relationships between warehouse operators and trucking companies. 3rd parties may be able to provide a service in some instances that can earn WAIRE

⁵⁶ <https://cleanairactionplan.org/documents/final-dravage-truck-feasibility-assessment.pdf/>, Accessed 2-28-21

⁵⁷ <https://cleanairactionplan.org/documents/2018-draft-dravage-feasibility-assessment-public-comments.pdf>, pg. 17 Accessed 2-28-21

⁵⁸ https://globaldrivetozero.org/public/The_Beachhead_Model.pdf

Points for an operator. Depending on the nature of the relationship, WAIRE Points could potentially be earned from the acquisition of trucks by a third party (if it is dedicated to a warehouse operator) from the WAIRE Menu, or through some other arrangement that would be detailed in a Custom WAIRE Plan.

Response to Comment 9-10

Both industry and utility stakeholders provided feedback that ZE charging infrastructure projects often can take more than one year to complete. In order to account for these delays and not penalize facilities that are making meaningful progress towards a goal, the milestone steps of equipment purchase, beginning construction, and construction finalization were incorporated into the WAIRE Program. Most WAIRE Points are earned upon completion of the project. As stated in previous comment responses, PR 2305 is a facilitative measure and though the installation of infrastructure does not directly result in emission reductions, it does facilitate reductions from other related rules and regulations and promote usage of ZE trucks and equipment. See Response to Comments 9-5.

Response to Comment 9-11

All comments received are taken into full consideration and appreciated as they help guide the development of the proposed rule.

Response to Comment Letter #10 - WPGA– Other General Comment -2/12/20

Response to Comment 10-1

Thank you for your interest in the warehouse ISR development process and for bringing your comments to our attention.

Response to Comment 10-2

Staff agrees that NO_x reductions from mobile sources have a significant impact within the South Coast Air Basin (SCAB), especially to disadvantaged communities surrounding warehouse uses, and the warehouse ISR would help address these impacts.

Response to Comment 10-3

The primary purpose of PR 2305 is regional and local NO_x and PM reductions to assist in attainment of the federal ozone standard and reduce disproportionate impacts on the communities surrounding warehouses. Greenhouse gas reductions would result as a collateral benefit reduced diesel use and the increased usage of renewable fuels. The current WAIRE Menu only includes NZE technology for truck acquisition and use. However, NZE yard trucks using renewable fuels can be submitted as a Custom WAIRE Plan submission, and can earn points upon approval. Additionally, NZE technology including propane will be part of the alternatives section of the CEQA analysis, which will be available for South Coast AQMD Board members to review and consider.

Response to Comment Letter #11 - Lion Electric April 9,2020

Response to Comment 11-1

Thank you for your interest in the warehouse ISR development process and for bringing your comments to our attention.

Response to Comment 11-2

Staff has researched various sources including the CARB's analysis on ZE costs as they developed their Advanced Clean Truck (ACT) and Low NOx Omnibus regulations. Additionally, staff is aware that costs are continually adjusting in response to decreasing battery costs and availability of technology. However, staff is aware that several truck manufacturers are still in their demonstration phases and have not reached Technology Readiness Level 9 (TRL-9) such that initial price quotes may be higher. The ZE Class 8 truck costs used in the analysis on the WAIRE Menu Technical Report are attributed to the costs in the CARB analysis, and are viewed as being representative and consistent with the ACT regulation. As stated in your comments, there are options on battery size and range which would impact the costs, but these are specific to each fleet or warehouse operator choosing to purchase ZE trucks to satisfy their WPCO. Many business models use a leasing approach for truck acquisition which would further lower costs and is allowed in the WAIRE Program. Staff notes your comment regarding incremental price, and is continuing to monitor changes in the pricing.

Response to Comment 11-3

The WAIRE Points for the ZE Class 8 trucks were calculated using the costs stated in the CARB analysis for the ACT regulation. Staff understands that there are options in battery size and leasing options which may make the acquisition costs less or more depending on the preference and needs of the warehouse operator. ZE trucks are provided additional WAIRE Points due to their higher costs relative to NZE trucks, and this may be a motivating factor for some warehouse operators.

Response to Comment 11-4

The addition of new ZE truck offerings is welcome. A useful list of ZE trucks (including from the commenter), along with their expected commercial availability is maintained at the website below:

<https://globaldrivetozero.org/tools/zero-emission-technology-inventory/>

Response to Comment 11-5

With regard to the "midlife costs", the source document was CARB's ACT Total Cost of Ownership (TCO) Discussion which presents the "midlife costs" to be the potential to replace a battery should it fail. The 12-year truck life an assumption used in several models, and many manufacturers have warranties that range from 8-12 years with options of extending the warranty. Because different truck manufacturers, and truck operator use cases, will result in different lengths of battery life, the assumption from CARB's ACT analysis was used as a default for purposes of developing the number of WAIRE Points for ZE trucks.

Response to Comment 11-6

The proposed approach of increasing the WAIRE Points for ZE and NZE truck visits is included to encourage operators to choose this option as it is the largest source of emissions associated with warehouses. The commenter's proposed difference between NZE and ZE trucks has not

been included however as the distinctions between those two technologies has already been considered in relation to their relative cost and emission reductions of NOx and DPM.

Response to Comment 11-7

Thank you for your interest in the warehouse ISR development process and for bringing your comments to our attention.

Response to Comment Letter #12 – Moreno Valley – Draft Technical Document -4/30/2020

Response to Comment 12-1

The WAIRE Menu Technical Report includes many complex analyses in order to simplify the analysis that warehouse operators will need to do when complying with PR 2305 should it be approved by the South Coast AQMD Governing Board. After determining their annual truck trips, warehouse operators will only need to reference the WAIRE Menu (Table 3 of PR 2305) to provide the number of WAIRE Points each action would earn in order to meet their Warehouse Points Compliance Obligation (WPCO).

Response to Comment 12-2

PR 2305 defines the mitigation fee to be \$1000 per WAIRE Point, and is meant to be within a similar range of cost as the other WAIRE Menu options and is not meant as a way to avoid PR 2305's objective to reduce emissions of NO_x or PM. At the current cost of the mitigation fee there are cheaper options for the warehouse operator to meet their WPCO such as NZE or ZE truck visits, and more expensive options such as the installation of a hydrogen fueling station that could be beneficial to the warehouse operator's business model. Each warehouse operator will decide the correct approach for their operations in any year, however the mitigation fee is not expected to be the most cost-effective approach in most cases as it does not allow a warehouse operator to make early investments that can earn WAIRE Points at a cheaper level in future years through usage of the investments.

Response to Comment 12-3

Elements in the WAIRE Program such as the stringency and phase-in schedule had not been defined at the time City of Moreno Valley drafted this letter. The commenter is directed to the current draft of PR 2305 and the Final Staff Report for the details and analysis requested. PR 2305 has been revised since the date this comment letter was submitted, the recommended stringency is 0.0025 WAIRE Points per WATT with a phase-in of 3 years. The current version of PR 2305 states the recommended stringency to equal 0.0025 WAIRE Points per WATT. The annual variable listed in the WPCO equation corresponds to the three-year phase-in of the stringency as listed in PR 2305, Table 2.

Response to Comment 12-4

The latest draft of the WAIRE Menu Technical Report is included in the Final Staff Report for review, and will not be finalized unless the Board approves the proposed rule.

Response to Comment 12-5

Staff has included commenter on the notice list for updates on the rulemaking process for PR 2305, including updates to PR 2305 and availability of related documents such as the Socioeconomic Impact Assessment.

Response to Comment 12-6

Thank you for bringing this to South Coast AQMD Staff attention. The link has been fixed.

Response to Comment 12-7

Thank you for your interest in the warehouse ISR development process and for bringing your comments to our attention.

Response to Comment Letter #13 – CCAEJ - May 1, 2020

Response to Comment 13-1

Thank you for your interest in the warehouse ISR development process and for bringing your comments to our attention. Comments made throughout this group of stakeholders have shaped the rule in many meaningful ways, including pivoting away from a credit-trading program, more explicit focus on individual actions of every warehouse at their facility and in their communities, and consideration of diesel PM as an integral part of the rule. However, many other stakeholders also have an interest in the development of this rule and their concerns are also considered, as well as the limitation of South Coast AQMD's unique authority in relation to mobile sources. Responses to specific comments in this letter are included below.

Response to Comment 13-2

The commenter's continued interest in ZE-only solutions is recognized and understood. While ZE technology solutions are ultimately needed, in the next several years NZE technologies are expected to be considerably more cost-effective in reducing NO_x, while also eliminating Diesel PM. The calculation of WAIRE Points for each WAIRE Menu item is based on the cost and emission reductions of NO_x and DPM relative to conventional diesel technologies. Hence ZE technologies result in higher WAIRE Points for acquisition (due to higher cost), but nearly identical WAIRE Points for visits (due to nearly equal emission reductions). For any warehouse operators who choose NZE options, their investments are not anticipated to be stranded assets as the transition to full ZE technologies is not anticipated by CARB in their most optimistic scenarios until 2045. This timeline allows a full useful life (between about 13-18 years) for NZE trucks for about the next decade.⁵⁹ Given the higher cost of ZE technologies, NZE technologies are included as an option to provide near-term cost-effective benefits until ZE technologies are more widely available commercially, and at cost-competitive levels.

Response to Comment 13-3

The commenter states that ZE truck emission reductions are underestimated, but does not cite any evidence in support of this statement. The analysis included in the WAIRE Menu Technical Report describes the standard emission factors from CARB's EMFAC model to calculate emission reductions from both ZE and NZE technologies. The commenter further states that the assessment that DPM emission reductions are the same between ZE and NZE technologies is incorrect, however no evidence is cited. NZE trucks are defined as those meeting CARB's lowest optional NO_x standard (currently 0.02 g/hp-hr). There are currently no diesel fueled trucks that meet this standard, and alternative fueled engines (like natural gas) are the only fuel available. By definition, Diesel Particulate Matter (DPM) is the particulate matter emitted from diesel fueled internal combustion engines.⁶⁰ Since trucks that meet the definition of NZE are not diesel-fueled, they do not emit DPM.

Response to Comment 13-4

Staff used several sources from the California Air Resources Board, the North American Council for Freight Efficiency, and the Feasibility Assessment for Drayage Trucks conducted by the Port of Los Angeles and Port of Long Beach to determine the total cost of ownership for trucks. These considered the 12-year useful life of trucks, fuel costs, fuel economy, lifetime maintenance costs, midlife costs, registration fees, and residual value of the trucks to calculate the WAIRE Points

⁵⁹ <https://ww2.arb.ca.gov/resources/documents/2020-mobile-source-strategy>

⁶⁰ <https://ww2.arb.ca.gov/sites/default/files/classic/toxics/dieseltac/finexsum.pdf>

attributed to the cost of the truck visits. However, it is worthwhile to report that since many ZE trucks are not yet commercially available the actual price of a Class 8 ZE truck cannot be accurately predicted.

The commenter cites a study⁶¹ by the Union of Concerned Scientists (UCS) that states that ‘***With California’s policies and incentives***, however, the total cost of ownership is lower than diesel today for 19 of 20 vehicle scenarios examined in the three studies’. The analysis included in the WAIRE Menu Technical Report does not take into account how any incentives programs could reduce costs. As an example, in the case of ZE Class 8 trucks this could include \$120,000 from the HVIP Program.⁶² The HVIP Program currently includes \$25 million in funding for all vehicle categories it covers throughout the state.⁶³ Even assuming that all funding were dedicated to South Coast AQMD Class 8 trucks going to warehouses, that would incentivize only 250 trucks. The number is expected to be considerably less because funding is for the entire state, and for many use cases unrelated to warehousing (e.g., transit buses). For comparison, in the Final Staff Report a scenario analysis focused on a Class 8 ZE truck-only compliance approach (Scenario 5). This analysis found that in Year 2 (the first year that Class 8 trucks are expected to be available), approximately 6,000 visits per day would be needed across the entire universe of PR 2305 warehouses to meet the collective compliance obligation. With the proposed phase-in of the rule, by Year 5 the number of visits per year would increase to about 14,000 visits per day. The level of incentive funding available is clearly not available to cover this number of trucks. Because of that, as shown in the UCS study, non-incentivized ZE trucks today are significantly more expensive to purchase, and also more expensive over time compared to their diesel counterparts (see Figures 8 and 9 from that study). While this dynamic is anticipated to change in the future due to declining battery costs, in the near term ZE technologies are not the most cost-effective option to reduce emissions. However, because warehouse operators do not need to report their costs as part of compliance with PR 2305, as those costs decline the technology is expected to become more popular due to the higher WAIRE Point totals relative to NZE counterparts.

Response to Comment 13-5

The commenter’s claim that NZE trucks are powered by natural gas are correct. The commenter also states that there are burdens of natural gas infrastructure on communities, however the claim is vague, and it is uncertain what level of impact there is. Every natural gas fueled truck brought into service due to PR 2305 will provide a 90% reduction in NO_x and an elimination of Diesel PM in the communities around warehouses.

Response to Comment 13-6

⁶¹ <https://www.ucsusa.org/sites/default/files/2019-12/ReadyforWorkFullReport.pdf>

⁶² <https://californiahvip.org/vehicle-category/heavy-duty/>

⁶³ As a point of comparison, since 2017, about \$105 million of funding has been provided for all on-road vehicles in South Coast AQMD, about \$35 million per year.

<http://www.aqmd.gov/docs/default-source/clean-air-plans/air-quality-management-plans/2022-air-quality-management-plan/combine-hd-trucks-carb-biz-aqmp-presentations-1-26-21.pdf#page=69>

The commenter states that natural gas technologies have negative climate and health impacts and cites to a study from the European Federation⁶⁴ as support. The natural gas engines and fuels studied in that report are not equal to natural gas engines or fuels that are certified as NZE by CARB. A study conducted by UC Riverside⁶⁵ and the certification executive order by CARB⁶⁶ both verify that natural gas NZE trucks have at least 90% lower NOx emissions than diesel counterparts. Further, after factoring in the respective amounts of renewable fuels used in the state, the carbon intensity of natural gas used in transportation is about 52 g CO₂e/MJ, whereas diesel fuel is about 90 g CO₂e/MJ, representing a reduction of about 45% for natural gas trucks.⁶⁷ Therefore, greenhouse gas emissions and NOx emissions are significantly lower for NZE trucks than their diesel counterparts that they would replace if they were used as a compliance option for PR 2305.

Finally, the proposed stringency and phase-in schedule of the rule has been established since the comment letter was written. This proposed stringency is 0.0025 WAIRE Points per WATT, which would result in approximately a 10-15% reduction in NOx emissions, and approximately equal reductions in Diesel PM. While the reduction of greenhouse gas emissions is an important goal, it is not one of the objectives of this proposed rule. The objective of this rule is the reduction of these criteria pollutant emissions in order to assist in meeting federal and state air quality standards, to facilitate emission reductions in other programs, and to provide public health benefits to communities around warehouses. The proposed rule will meet all of these objectives.

Response to Comment 13-7

Staff understands that key information regarding stringency, the annual variable, and points were still under development in the version of the draft PR 2305 when these comments were provided. The current draft of PR 2305 states the recommended stringency to equal 0.0025 WAIRE Points per WATT. The annual variable listed in the WPCO equation corresponds to the three-year phase-in of the stringency as listed in PR 2305, Table 2.

Impacts of air pollution on communities surrounding warehouses are considered in the structure of the WAIRE Points themselves. WAIRE Points for each WAIRE Menu item were determined by calculating the NOx emission reductions (which affects regional air pollution) as well as Diesel PM emission reductions (which affects regional and local air pollution), and the cost. Further, all warehouse operators must take actions themselves that reduce emissions or facilitate emission and exposure reductions in the communities near their warehouses. This approach will necessarily benefit disadvantaged communities as about 85% of warehouses are in communities that are in at least the worst 70th percentile as determined with the CalEnviroScreen tool (see Figure 4 of the Final Staff Report for a map). Because of the high overlap between the vast majority of warehouses and communities with pollution burdens, the most practical approach to reduce these impacts is to ensure that all warehouse operators must take actions to benefit their local communities.

⁶⁴

https://www.transportenvironment.org/sites/te/files/publications/2019_09_do_gas_trucks_reduce_emissions_paper_EN.pdf

⁶⁵ https://ucrtoday.ucr.edu/wp-content/uploads/2018/08/CWI-LowNOx-12L-NG_v03.pdf

⁶⁶ https://ww2.arb.ca.gov/sites/default/files/classic/msprog/onroad/cert/mdehdehdv/2020/cummins_hhdd-ub_a0210711_11d9_0d02_ng.pdf

⁶⁷ <https://ww3.arb.ca.gov/fuels/lcfs/dashboard/dashboard.htm>

Finally, in order to ensure that any limited transferring of WAIRE Points that may occur under the rule does not disproportionately affect local communities, any WAIRE Points transferred from a different location are discounted by the number of WAIRE Points associated with local benefits from Diesel PM reductions.

Response to Comment 13-8

The recommended stringency of 0.0025 WAIRE Points per WATT was analyzed using 18 scenarios that assumed all 2,902 of the warehouses that needed to earn WAIRE Points chose one WAIRE Menu option or a specific combination WAIRE Menu options scenario. Based on the analysis, the range of potential NOx reductions from PR 2305 is ~2.5 - 4 tons per day above the NOx reductions the current CARB regulations would provide. The PR 2305 reductions would also result in immediate reductions toward the 2023 and 2031 attainment goals, and provide emission reduction and public health benefits to communities around warehouses.

Response to Comment 13-9

The term “Sensitive Receptor” was not used in the draft rule language. However, sensitive sites are listed out in the WAIRE Menu (Table 3 of PR 2305) for possible locations to install minimum efficiency reporting value (MERV) 16 or greater filters filter systems or replace MERV 16 or greater filters. Warehouse facilities can earn WAIRE Points by implementing community benefits, (e.g., filter system installations) to satisfy the warehouse operator’s WPCO. Installation of MERV 16 or greater filter systems or replacement of MERV 16 or greater filters at sensitive sites with high risk levels such as residences, schools, daycares, hospitals and community centers are intended to provide a local health benefit to communities surround a warehouse by reducing community exposure and emission impacts.

Response to Comment 13-10

Onsite resting areas for workers or truck drivers were not included in the WAIRE Menu, as default values for costs, NOx reductions, or Diesel PM reductions can vary from warehouse to warehouse. However, warehouse operators could propose a project of a designated onsite rest area for workers and truck drivers as a Custom WAIRE Plan application which would be evaluated based on the requirements listed in PR 2305. If the Custom WAIRE Plan is approved, this approach could earn the warehouse WAIRE Points toward the WPCO.

Response to Comment 13-11

The mitigation fee is not designed as a “pay to pollute” alternative. The mitigation fee of \$1,000 per WAIRE Point was analyzed to be within a similar range of cost as implementing the other WAIRE Menu options in any one year for a warehouse operator. Through time, the mitigation fee is expected to be a more expensive option if warehouse operators don’t take additional actions as early investments within the rule result in later cost savings, and lower emissions. The mitigation fee is proposed to be consistent across all warehouses similar to how the stringency of the rule is consistent across all warehouses. The proposed stringency could result in mitigation fees up to about \$195,000 per year for a ‘typical’ 250,000 square foot warehouse with average levels of truck traffic, and whose operator takes no additional actions, such as encouraging or tracking any NZE or ZE trucks visiting their site.

Response to Comment 13-12

With the WAIRE Program being such a new concept, it is difficult to estimate how many warehouse operators will choose to pay the mitigation fee and how much those mitigation fee

funds will total. The proposed rule language includes equal requirements regardless of warehouse location. This was done in part because about 85% of warehouses are in communities that are in at least the worst 70th percentile as determined with the CalEnviroScreen tool (see Figure 4 of the Final Staff Report for a map). Because of the high overlap between the vast majority of warehouses and communities with pollution burdens, the most practical approach to reduce these impacts is to ensure that all warehouse operators must take actions to benefit their local communities. This rationale for equal application of the rule across all warehouses, also supports the regional need for emissions reductions to meet state and federal air quality standards.

The WAIRE Mitigation Program that would be established if PR 2305 is approved will focus on funding NZE and ZE trucks and ZE charging and fueling infrastructure in the communities around the warehouses that paid the fee. A short description of the proposed program is included in the Final Staff Report at the end of Chapter 2. Additionally, more specific requirements will be included for the Board's consideration in the resolution that would be adopted if they approve PR 2305.

Response to Comment 13-13

PR 2305 does not include onsite generation, distributed energy resources or battery energy storage in the WAIRE Menu. However, the commenter is correct that these options could support the grid and warehouse operators could submit a Custom WAIRE Plan application that includes these options, and if approved the warehouse operator may earn WAIRE Points for those Custom WAIRE Plans.

Response to Comment 13-14

As suggested by the commenter, the socioeconomic analysis will include an analysis of monetized health benefits of the rule as well as potential job gains and losses due to the proposed rule.

Response to Comment 13-15

The impact of air pollution on communities near warehouses is an important consideration, along with the added burden of COVID-19. The proposed rule is anticipated to go before the South Coast AQMD Board for its consideration on May 7, 2021.

Response to Comment Letter #14 - IBEW & NECA

Response to 14-1

Thank you for your interest in the warehouse ISR development process and for bringing your comments to our attention.

Response to 14-2

The WAIRE Menu does include ZE charging and fueling infrastructure and solar panel systems. WAIRE Points may be earned for solar panel system installation and usage, the WAIRE Points calculation considered the costs of the solar panel system, and the emission reductions that can be gained by offsetting the electricity demand that would otherwise have been generated by a local natural gas fired power plant. The options on the WAIRE Menu will result in NOx and PM emission reductions, facilitate the implementation of other related rules and regulations, and promote the integration of cleaner technologies by warehouse operators. Additional onsite distributed energy resources such as onsite stationary battery systems can also be included in a Custom WAIRE Plan.

Response to 14-3

Although the proposed project labor standards suggested by the commenter are not included within the proposed rule, labor standards are being developed for the Board's consideration as part of the proposed WAIRE Mitigation Program. These could include using a skilled and trained workforce as defined in Public Contract Code section 2601 to perform such work. In addition, any recipients of WAIRE Mitigation Program incentives or funding for the installation of electric vehicle infrastructure could be required to comply with the Public Utilities Code section 740.20, subdivision (2) requirement that at least 25 percent of the total electricians working on an electric vehicle infrastructure project, at any given time, hold Electric Vehicle Infrastructure Training Program certification.

Response to 14-4

The optional mitigation fee of \$1000 per WAIRE Point is an optional compliance option to meet the WPCO, in addition to choosing options off the WAIRE Menu or submitting a Custom WAIRE Plan application. The optional mitigation fee is set to be consistent with the level of implementation of other options with the WAIRE Menu. The proposed stringency could result in mitigation fees up to about \$195,000 per year for a 'typical' 250,000 square foot warehouse with average levels of truck traffic, and whose operator takes no additional actions, such as encouraging or tracking any NZE or ZE trucks visiting their site. Those actions could significantly reduce or eliminate any mitigation fees paid. All options of compliance with PR 2305 will potential have both positive and negative jobs impacts. The analysis of these impacts will be included in the Socioeconomic Impact Assessment.

Response to 14-5

PR 2305 is designed to work with other state and local regulations and policies, including the ports' proposed Clean Truck Rate. Trucks that go to the port commonly end up at a PR 2305 warehouse, and trucks that comply in one program will be able to comply in the other. Further, potential incentive funding provided by mitigation programs from both PR 2305 and the Clean Truck Rate program are expected to go towards the same pool of trucks.

Response to Comment Letter #15 Lineage Logistics – Draft Technical Document

Response to Comment 15-1

Thank you for your interest in the warehouse ISR development process and for bringing your comments to our attention. The comments and dialogue throughout the rulemaking process have resulted in improvements to the proposed rule.

Response to Comment 15-2

Potential economic impacts of PR 2305 and PR 316 will be analyzed and available for public review in the socioeconomic report. A supporting study conducted by IEc and commissioned by South Coast AQMD found that the warehousing industry in the region is robust (similar to the LAEDC study cited by the commenter). The IEc study found that the proposed rule would not result in any relocation of warehousing outside of South Coast AQMD. Further, the significant growth in warehousing is not projected to decline and potential impacts to industry take this growth into account.

Response to Comment 15-3

Thank you for your interest in the warehouse ISR development process and for bringing your comments to our attention.

Response to Comment 15-4

The commenter points out the importance of the underlying calculation in the Technical WAIRE Menu Report. This report was provided to stakeholders early in the process to solicit feedback due to its importance in establishing the WAIRE Points system.

Response to Comment 15-5

PR 2305 does not prohibit the use of incentive funds. Individual incentive funding programs themselves each have their own prohibitions, including how those funds can or cannot be used to comply with regulations. Warehouse operators are encouraged to use incentive funds to lower the purchase costs if allowed by the incentive program. Warehouse operators (and owners who opt in) should consult with the incentive programs they are seeking funding from to ensure funds can be used with PR 2305, should it be approved by the Board.

Response to Comment 15-6

The commenter correctly characterizes how WAIRE Points may be earned for specific milestones for the installation of ZE charging infrastructure. Other infrastructure projects in the WAIRE Menu do not include these milestones due to their expected quicker delivery times, including for solar and hydrogen fueling. For more complex projects that might be carried out that are not included in the WAIRE Menu, a Custom WAIRE Plan application would need to be submitted and approved before Points could be earned. This Custom Plan could include specific milestones similar to those described for ZE charging infrastructure, if appropriate for the project that is proposed.

Response to Comment 15-7

The rates shown include full demand charges and time of use schedules to the extent they are available. SCE has not yet established the demand charges it may apply in the future for TOU-EV-9, and an estimate would therefore be speculative. Different utilities had different tariff schedules and different rates, however an approximate average scenario and cost was used to calculate the WAIRE Points attributed to the WAIRE Menu options. Due to the variation in demand charges overlaid on time of use costs, there can be a wide range in potential monthly costs. However, the warehouse operator may have some flexibility as they can potentially time their charging to lower their costs. Finally, potential Low Carbon Fuel Standard revenue was not included in any estimates. These revenues can be substantial, (above \$0.10/kWh), reducing costs potentially more than half.

Response to Comment 15-8

In part due to comments received from this stakeholder, PR 2305 was modified to include the option for warehouse owners and operators to propose a Custom WAIRE Plan to comply with PR 2305 (see PR 2305, Section (d)(4)). A Custom WAIRE Plan contains actions not included in the existing WAIRE Menu, which warehouse owners and operators can propose to meet their WPCO. In order to achieve WAIRE Points, warehouse owners and operators must show how a proposed Custom WAIRE Plan will achieve quantifiable, verifiable, and real NOx and DPM emission reductions, and meet all the requirements as outlined in PR 2305 Section (d)(4). Thus, a Custom WAIRE Plan provides opportunities to pursue flexible solutions to comply with PR 2305, and accommodate new developments in technology. WAIRE Points may only be earned from approved Custom WAIRE Plans.

Response to Comment 15-9

Staff understands the importance of backup generation systems in warehouse operations, particularly those for cold storage warehouses that must use electricity to maintain certain temperatures. There are no back up generation systems listed in the WAIRE Menu, however if there are existing non-alternative fueled back up generation systems that could reduce emissions relative to diesel fueled engines, then a Custom WAIRE Plan application could be submitted and implemented to earn WAIRE Points if approved.

Response to Comment 15-10

Cold storage warehouse facilities are significant users of electricity and can reduce air pollutant emissions from fossil fueled power plants via reduced power consumption and energy generation choice. The proposed methods to reduce onsite electricity consumption is best addressed as a Custom WAIRE Plan, which would need to be approved prior to being able to earn any WAIRE Points. The Custom WAIRE Plan approach was included in part due to suggestions like those made in this comment to allow flexibility for warehouse operators to take actions unique to their facility.

Response to Comment 15-11

PR 2305 has been revised since the date of this comment letter; the most recent version of PR 2305 no longer includes battery storage as a WAIRE Menu action. However, onsite energy storage systems, including the type proposed by the commenter can be included in a Custom WAIRE Plan application. A Custom WAIRE Plan contains actions not included in the existing

WAIRE menu, which warehouse owners and operators can propose to meet their WPCO. Thermal flywheeling could be included in a Custom WAIRE Plan, provided it meets all PR 2305's requirements as outlined in Section (d)(4) of PR 2305's rule language.

Response to Comment 15-12

PR 2305 includes the option for warehouse owners and operators to propose a Custom WAIRE Plan to comply with PR 2305 (see PR 2305, Section (d)(4)). A Custom WAIRE Plan actions and investments would include actions to reduce emissions that are not included in the existing WAIRE Menu, and that go above current regulatory requirements. Warehouse owners and operators can propose a Custom WAIRE Plan that is specific to their warehouse, and once the Custom WAIRE Plan is approved WAIRE Points could be earned to meet the warehouse operator's WPCO. In order to achieve WAIRE Points, warehouse owners and operators must show how a proposed Custom WAIRE Plan will achieve quantifiable, verifiable, and real NOx and DPM emission reductions, and meet all the requirements as outlined in PR 2305 Section (d)(4). Thus, a Custom WAIRE Plan provides opportunities to utilize new or newly affordable solutions to comply with PR 2305.

If PR 2305 is approved, South Coast AQMD staff anticipates bringing annual status reports to the Mobile Source Committee to discuss implementation of the WAIRE Program. If technologies have progressed substantially beyond the currently proposed WAIRE Menu items, staff will seek direction from the Board on future steps during these updates.

Response to Comment 15-13

The WAIRE Program was designed to be simple and allow for flexibility. The commenter's suggestion in this comment is reflected in the modification to the proposed rule that now allows for Custom WAIRE Plans to earn WAIRE Points upon approval. The methodology for calculating WAIRE Points in a Custom WAIRE Plan is outlined in the WAIRE Program Implementation Guidelines, as included with the Final Staff Report (see PR 2305, Section (d)(4) for all Custom WAIRE Plan requirements).

Response to Comment 15-14

The WAIRE Program was specifically designed not to be a crediting system, to ensure maximum actions in communities near warehouses. The original approach in PR 2305 included a crediting and trading scheme, however many stakeholders opposed this approach. They also noted that South Coast AQMD was winding down its RECLAIM cap-and-trade program due in part to concerns that local communities around facilities were not experiencing sufficient levels of emissions reduction. At that time the proposed crediting-trading rulemaking approaches being explored that were similar to the suggestion by the commenter were scrapped in favor of the current menu-based points system. Limited transferring of points is still allowed to provide some flexibility, however only in instances of overcompliance in any one compliance year.

Response to Comment 15-15

The commenter lists three potential mechanisms to allow additional trading of WAIRE Points within PR 2305. See Response to Comment 15-14. In addition, the commenter suggests that hypothetically additional emission reductions could be achieved with more flexibility in trading,

however no specific examples are provided. It is therefore unclear as to whether any additional emission reduction would occur. In addition, the added level of complexity proposed by this comment would pose significant administrative burden on South Coast AQMD and the regulated community, and would likely be confusing to the public. For all these reasons, the proposed suggestions have not been included in PR 2305.

Response to Comment 15-16

CARB's proposed TRU regulation has been modified since the comment letter was submitted.⁶⁸ The current CARB concept will focus on ZE TRU trucks (instead of trailers). A later regulation may focus on ZE trailer TRUs, however that rulemaking is not expected until at least 2023. One potential overlap between CARB's current proposal for ZE TRU trucks and PR 2305 relates to the phase-in schedule for fleets. In one case, if a warehouse operator owns a fleet of TRU trucks and submits a Custom WAIRE Plan to convert that fleet to ZE, the implementation schedule in the Custom Plan would need to show early and/or extra compliance beyond CARB's requirements. For example, CARB is currently proposing fleets to turn over 15% of their trucks to ZE TRUs per year starting at the end of 2023. If a Custom Plan included a transition of 20% per year, then the additional 5% could earn WAIRE Points. As a different example, if CARB does not require TRU charging infrastructure to be used, then any kWh of electricity dispensed from TRU plugs at a PR 2305 warehouse could earn WAIRE Points. The specifics of CARB's proposed rule will ultimately determine any potential overlap with PR 2305 if both rules pass. South Coast AQMD staff will continue to coordinate with CARB staff to ensure that there is a common understanding of each other's programs.

Response to Comment 15-27

PR 2305 has been revised since this comment letter date; the most recent version of PR 2305 uses a reporting metric for use of onsite ZE charging or fueling infrastructure of kilowatt-hours (kWh) of dispensed electricity, without referring CARB requirements in the Menu.

Response to Comment 15-28

Thank you for your interest in the warehouse ISR development process and for bringing your comments to our attention.

⁶⁸ <https://ww2.arb.ca.gov/sites/default/files/2021-01/Informational%20Document%20on%20Changes%20to%20TRU%20Rulemaking.pdf>

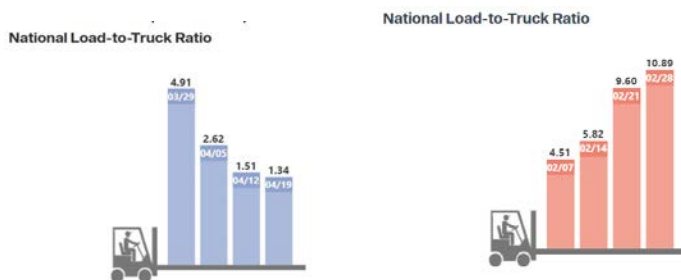
Response to Comment Letter #16 – CTA – Draft Technical Report - 5/8/2020

Response to Comment 16-1

Thank you for your interest in the warehouse ISR development process, and for bringing your comments to our attention. PR 2305 and PR 316 have been developed within South Coast AQMD's legal authority and care has been taken to ensure industry's concerns have been taken into account. Further, the changes in response to the COVID-19 pandemic have also resulted in significant public health impacts, including from air pollution from the increased movement of goods in our region.

Response to Comment 16-2

South Coast AQMD Staff understand that COVID-19 has had a significant impact on the economy, employment, and specifically the trucking industry. Since the receipt of this comment letter, the Ports of Long Beach and Los Angeles have recorded record volumes and have significantly exceeded their capacity to handle more goods movement, with up to 62 ships anchored awaiting entrance into the Ports.⁶⁹ At the same time, the industrial warehouse real estate market shows continued strength, even while other commercial real estate sectors have been affected by the pandemic.⁷⁰ While many sectors of the economy were significantly impacted early in the pandemic, some have rebounded dramatically, in particular in goods movement. For example, the DAT Load-to-Truck Ratio cited by the commenter showed a decline from 4.9 to 1.3 in the early part of the pandemic, but has since rebounded to a level of 10.9 in February 2021.⁷¹



Undoubtedly there are significant economic impacts of the pandemic. While unemployment spiked early at almost 15%, it quickly dropped and is now about 6%.⁷² However, the goods movement industry overall has shown significant demand in the South Coast AQMD region and the resulting activity is both expected to continue and to have resulted in increased emissions associated with warehouses.

Response to Comment 16-3

The commenter is correct that the Carl Moyer Guidelines use a 20x weighting factor for PM reductions. PR 2305 looks at Diesel PM, which is both a contributor to regional particulate matter emissions as well as a toxic air contaminant. Particulate matter emissions are an important consideration as the South Coast AQMD is in serious non-attainment for PM_{2.5}, and Diesel PM is also a toxic air contaminant that is the largest contributor of air toxics cancer risk in our region.

⁶⁹ <https://www.freightwaves.com/news/62-ships-at-anchor-in-san-pedro-bay-on-wednesday>

⁷⁰

https://connect.allenmatkins.com/hubfs/Anderson%20Forecast/Winter%202021/AMCRES_Winter_2021.pdf?hsCtaTracking=9cbedffc-5a28-4951-a7e1-255393bef5e5%7Ccecf4503-3ced-43f9-9cd2-36f68c0ac76e

⁷¹ <https://www.dat.com/industry-trends/trendlines/van/demand-and-capacity>

⁷² <https://www.bls.gov/news.release/pdf/empisit.pdf>

Diesel PM affects communities around warehouses more than those living farther away, and stakeholder concerns were continually expressed during rulemaking working group meetings, and in AB 617 community meetings and Community Emission Reduction Plans (CERPs).

Response to Comment 16-4

In part due to this comment, PR 2305 now includes the option for warehouse owners and operators to propose a Custom WAIRE Plan to comply with PR 2305 (see PR 2305, Section (d)(4)). A Custom WAIRE Plan contains actions not included in the existing WAIRE Menu, which warehouse owners and operators can propose to meet their WPCO. The analysis of the Custom WAIRE Plan applications mirrors the analysis conducted on the WAIRE Menu actions and investments. In order to achieve WAIRE Points, warehouse owners and operators must show how a proposed Custom WAIRE Plan will achieve quantifiable, verifiable, and real NOx and DPM emission reductions, and meet all the requirements as outlined in PR 2305 Section (d)(4). Thus, a Custom WAIRE Menu provides opportunities to pursue flexible solutions to comply with PR 2305 that can provide a streamlined method to evaluate new and emerging technologies.

Response to Comment 16-5

Due to existing statutory or regulatory prohibitions, most state incentive funding programs used to offset the higher purchase price of zero emission NZE/ZE vehicles and equipment cannot be used to aid in complying with state or federal law or South Coast AQMD rules or regulations.⁷³ In practice, this means that NZE/ZE trucks acquisitions with incentive funding by warehouse operators or owners cannot be used to comply with PR 2305, thus no WAIRE Points can be earned from these acquisitions. However, because PR 2305 requires use of those trucks at specific locations to reduce local emissions, and because PR 2305 does not apply to trucking companies, but rather to warehouse operators, the use of incentivized trucks is not prohibited by incentive programs with a program like PR 2305. Warehouse operators will therefore not be required to determine if a NZE or ZE truck that visits their warehouse is incentivized, and will not be required to determine if any usage is surplus.

Response to Comment 16-6

The statutory authority that PR 2305 relies upon is described in Chapter 1 of the Final Staff Report. South Coast AQMD currently uses a cost effectiveness threshold up to \$100,000 per ton in its Carl Moyer Funding Program. This same level was included as a parameter within the development of the WAIRE Menu, however it is not a requirement within PR 2305. The use of \$100,000 per ton within the development of the Points used in the WAIRE Menu is a mechanism to provide extra WAIRE Points for investments made by a warehouse operator, even though the investment on its own may not result in emission reductions. Also, with PR 2305, instead of investing \$100,000 in whichever WAIRE Menu action made sense to the warehouse operator, the money could be provided to South Coast AQMD as a mitigation fee. South Coast AQMD would then likely fund projects at \$100,000 per ton. By providing WAIRE Points at this level directly to the warehouse operator, they are given more flexibility as to how to make investments. Finally, as shown in Table 27 of the Final Staff Report, some options have cost effectiveness

⁷³ California Health and Safety Codes 44281(b), 44391.4(a), 44271(c), CCR Title 13, Ch. 8.2 Sec. 2353 (c)(4), Moyer Guidelines Ch. 2, CA Beneficiary Mitigation Plan

levels below \$100,000 per ton, while others are higher, highlighting that the \$100,000 per ton is not a requirement within PR 2305.

Response to Comment 16-7

The commenter cites a cost effectiveness of \$3,820 per ton of NO_x for the Truck and Bus Rule, however that rule allowed for trucks to be kept for about 13 years, equal to a full useful life, or where the value of the older truck is significantly reduced. The cost effectiveness of more recent mobile source regulations varies depending on the program, and depending on the timescale chosen. The table below summarizes recent key regulations from CARB and their cost effectiveness through about 2032 (dollars per ton of NO_x). Costs are substantially lower for many of these regulations when considering cost savings that are projected to occur in the 2030s and beyond, however the shorter timeline is compiled here to show a similar end year as for the analysis for PR 2305 (analysis conducted through 2031). The cost effectiveness for various scenarios with PR 2305 as shown in Table 27 of the Final Staff Report is similar to the wide range of values shown in the table below.

CARB Regulation	Approximate Cost Effectiveness (through 2032)
Airport Shuttle Bus	\$430,000/ton NO _x
Innovative Clean Transit	\$271,000/ton NO _x
At Berth (Ocean Going Vessels)	\$83,000/ton NO _x
Low NO _x Omnibus	\$39,000/ton NO _x
Advanced Clean Trucks	\$22,000/ton NO _x

Response to Comment 16-8

PR 2305 is not setting new emission standards as described by the commenter. The legal authority used for PR 2305 is listed in Chapter 1 of the Final Staff Report.

Response to Comment 16-9

South Coast AQMD does not intend to pursue a Section 209 waiver under the Clean Air Act for PR 2305.

Response to Comment 16-10

The effect of recent CARB rules has been included in the analysis in the Final Staff Report as shown in Tables 15 through 18. CARB's development of the META tool as a companion to its Draft Mobile Source Strategy allowed recent CARB rules like the Advanced Clean Truck rule to be subtracted from the EMFAC baseline so that the effects of PR 2305 could be isolated.

Response to Comment 16-11

Adjustments to truck emissions through time have been accounted for in the analysis. See Response to Comments 16-10. Warehouse operators will not need to account for changes in emissions through time, only their WAIRE Points Compliance Obligation.

Response to Comment 16-12

The full details of how calculations were conducted are included in the Final Staff Report as well as detailed companion calculation spreadsheets that were made available online.⁷⁴

Response to Comment 16-13

PR 2305's rule language provides a simple, clear methodology for calculating a warehouse operator's WAIRE Points Compliance Obligation, as well as a simple WAIRE Menu with Points for each action. Warehouse operators are not expected to use the EMFAC model or any other model when complying with PR 2305 using the WAIRE Menu. The purpose of the much more complicated WAIRE Menu Technical Report is to develop as much of the complicated analysis up front during rulemaking so as to provide a streamlined methodology for warehouse operators to comply with PR 2305. Further, if PR 2305 is adopted there will be ample outreach efforts in order to inform warehouse owners and operators of their obligations and the steps that can be made to meet them. Additional guidance on PR 2305 will be provided online and in the WAIRE Program Implementation Guidelines.

Response to Comment 16-14

Deterioration rates are included within the EMFAC model and within the META tool that were used to develop emissions and emission reductions estimates in the Final Staff Report. These modeling tools are the standard used throughout the state to evaluate truck emissions.

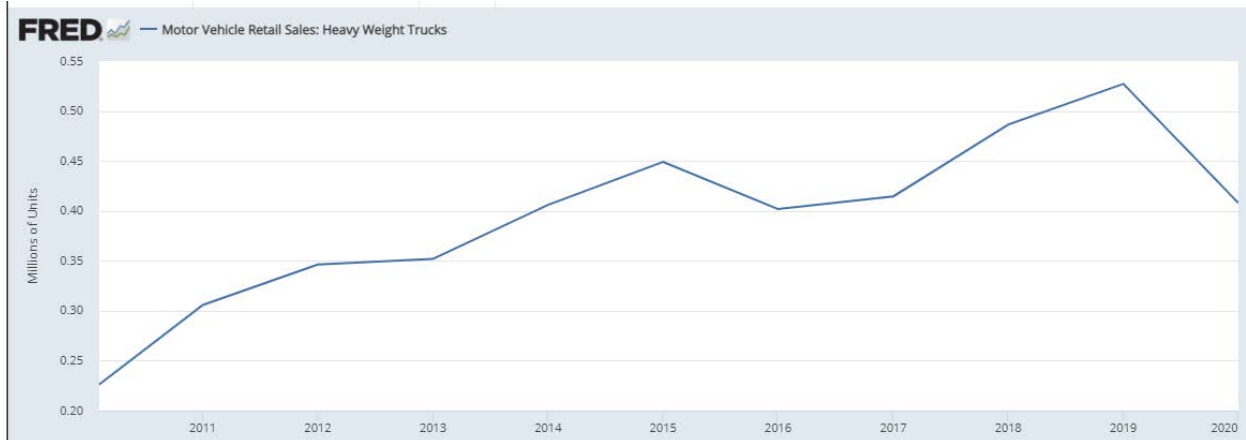
Response to Comment 16-15

The purpose of PR 2305 is to facilitate regional NO_x and local DPM emission reductions associated with warehouses and the mobile sources attracted to applicable warehouses in order to assist in meeting state and federal air quality standards for ozone and fine particulate matter. Accelerated fleet turnover and replacing retired vehicles with electric vehicles are possible means to achieve PR 2305 goals. The incremental cost is used as a component in the calculation of the WAIRE Points value of the WAIRE Menu actions and investments, as it represents the additional cost effort that warehouse operators would have to take in order to comply with PR 2305. As part of the analysis of the proposed stringency within PR 2305, the number of new truck sales due to PR 2305 was evaluated relative to baseline new truck sales without PR 2305. This analysis found that in only extreme examples where all warehouse operators chose exactly the same method of compliance (e.g., 4,000 operators all chose to purchase a Class 8 NZE truck) would sales in any one year from PR 2305 exceed baseline levels. With so many operators and so many options for compliance, this extreme outcome is unlikely. Even in this unlikely case, the number of new truck sales varies widely year to year. In the graph below, national new heavy truck sales vary by about 50,000 to 100,000 units every year, out of a baseline of about 400,000 to 500,000 units.⁷⁵ In the most extreme case, up to about 7,600 new trucks beyond normal sales could occur in one year due to PR 2305. This is within the range of variability in any given year. Therefore PR 2305 is not expected to result in early retirement of trucks as normal levels of new truck sales can accommodate the compliance requirements of PR 2305. Even if a warehouse operator did

⁷⁴ <http://www.aqmd.gov/docs/default-source/planning/fbmsm-docs/pr-2305-draft-scenario-calculations.xlsm>, <http://www.aqmd.gov/docs/default-source/planning/fbmsm-docs/pr-2305-draft-baseline-emission-inventory.xlsx>, <http://www.aqmd.gov/docs/default-source/planning/fbmsm-docs/pr-2305-draft-truck-emission-rate-calculations.xlsx>

⁷⁵ <https://fred.stlouisfed.org/series/HTRUCKSSAAR#0>

purchase a truck earlier than expected, PR 2305 does not have any requirement to scrap a truck, and the vehicle could be sold on the used market, thus retaining the value for the truck owner.



Response to Comment 16-16

The commenter notes that there is wide variability in trucking operations, and homogeneous treatment across the sector results in inconsistencies at the individual level. The use of averages is therefore the most appropriate method to estimate emission reductions precisely because of this variability and the large number of warehouses and truck trips potentially affected by PR 2305. The alternative to using averages in many detailed calculations in the rulemaking analysis is to have all of the warehouse operators calculate their own site specific emissions and submit that to South Coast AQMD for review every year. This approach would be administratively burdensome for warehouse operators and South Coast AQMD, and would not be a good use of resources. Therefore, in order to facilitate a more streamlined approach on the back end for rule compliance, averages that are most applicable to large populations (which applies for the ~4,000 operators subject to PR 2305) are used in calculations at the front end of rulemaking.

Response to Comment 16-17

For off-site investments, the most appropriate action for a warehouse operator is to pursue a Custom WAIRE Plan, which had not been proposed at the time that this letter was written. The warehouse operator can submit a Custom WAIRE Plan application that details specifics on the project, emission reductions, and costs in accordance to the requirements listed in PR 2305 for Custom WAIRE Plan submissions. Off-site actions and investments were not included or evaluated for the WAIRE Menu as it was not possible to calculate default values that any warehouse operator could use to earn WAIRE Points for projects that may be specific to particular warehouses offsite or partnering with other warehouse operators.

Response to Comment 16-18

Thank you for your interest in the warehouse ISR development process, and for bringing your comments to our attention.

Response to Comment Letter #17 - PERC

Response to 17-1

Thank you for your interest in the warehouse ISR development process, and for bringing your comments to our attention.

Response to 17-2

The WAIRE Menu includes both NZE and ZE on-road truck acquisition and use, but the WAIRE Menu only includes ZE yard trucks. There are key policy reasons supporting why ZE yard trucks are the only option considered. First, in the on-road sector ZE trucks are not at the same stage of commercial development as NZE trucks, which have been operating in commercial service for several years, especially for Class 8 trucks. However, ZE yard trucks are commercially available today and have been operating at warehouses since 2015. Additionally, because ZE yard trucks are located at an individual facility, they are well-suited to serve as an early beachhead for the longer term development of ZE vehicle solutions.⁷⁶ By focusing PR 2305 on ZE yard trucks, warehouse operators are introduced to ZE technology to see how it works in their operations. Further, because yard trucks primarily stay at the warehouse facility, their emissions can have a disproportionate impact on communities surrounding warehouses compared to on-road trucks with emission miles away from a facility. Many yard trucks idle as part of their operation at warehouse facilities, and the switch to ZE yard trucks would benefit public health of the communities surrounding the warehouse by not being burdened idling emissions. Although NZE engines have lower emissions than their conventional diesel counterparts, they do still have tailpipe emissions. Finally, although the commenter states that NZE yard trucks exist, there is no acknowledgement that yard trucks come in both on-road and off-road varieties. While propane or natural gas on-road yard trucks can meet CARB's standards for NZE, CARB currently does not have a certification standard for NZE off-road purposes. It is not clear how a default NZE definition would apply in the off-road setting. Nonetheless, a CEQA alternative has been included that evaluates additional NZE compliance options (including for yard trucks) within PR 2305. Further, the Final Staff Report and the accompanying WAIRE Implementation Guidelines now explicitly allow NZE yard trucks to earn WAIRE Points through a Custom WAIRE Plan, and example calculations that warehouse operators could use are included.

Response to 17-3

It is encouraging to see that renewable propane development is being pursued and is emerging as a new fuel source. The reduction of greenhouse gas emissions is an important goal, however it is not one of the objectives of this proposed rule. The objective of this rule is the reduction of these criteria pollutant emissions in order to assist in meeting federal and state air quality standards, to facilitate emission reductions in other programs, and to provide public health benefits to communities around warehouses. While renewable propane may have climate benefits, traditional propane has a carbon intensity almost identical to diesel, and it is not clear how widely available renewable propane is for wide use.⁷⁷

Response to 17-4

Staff appreciates PERC's work in replicating the rule language and analysis on ZE yard trucks to present how NZE yard trucks could be included in both the PR 2305 rule language and the

⁷⁶ https://globaldrivetozero.org/public/The_Beachhead_Model.pdf

⁷⁷ <https://ww3.arb.ca.gov/fuels/lcfs/dashboard/dashboard.htm>

WAIRE Menu. However, given the reasons stated in the previous response to comment regarding the commercial availability of ZE, the operation of ZE yard truck at warehouses for several years, and emission impacts from combustion operations and idling to local communities surrounding warehouses, staff is proposing to maintain the inclusion of only ZE yard trucks in the PR 2305 rule language and WAIRE Menu. And as stated in previous response to comments, NZE technology has been analyzed as an alternative in the CEQA analysis and will be available for consideration by South Coast AQMD Governing Board members. Staff will maintain the comment letter with the provided language and calculations for reference should further analysis be required. Additionally, a supplemental discussion on a NZE alternative will be included as an appendix to the Final Staff Report. Additional responses regarding the submitted materials are included below.

Response to 17-5

The information on the 300 NZE yard trucks ordered is helpful, but additional information about how many of those 300 NZE yard trucks have been certified and delivered, and if the facility installed CNG or propane fueling infrastructure at each of the locations the NZE yard trucks operate as part of the demonstration project. As stated previously, one of the reasons that only ZE yard trucks are present in the WAIRE Menu is that they are an established technology, with some warehouses operating them since 2015. While it is interesting to note that the Port's feasibility study stated that the NZE yard truck feasibility was equivalent to ZE yard trucks, and UCR documented the 90% or greater emission reduction, the remaining emissions would still impact the local community since the yard trucks stay onsite and may at times idle. The PERC provided proposed addition to the WAIRE Menu Technical Document does accurately replicate the analysis performed on ZE yard trucks including the 90% emission reduction of a conventional diesel yard truck for NOx and complete reduction of PM, and the cost analysis. However, the 2018 Feasibility Assessment for Cargo-Handling Equipment referenced analyzes a near-zero LNG internal combustion engine, and not the propane model that is proposed. Though propane may be similar to natural gas such as LNG or CNG, the proposed analysis would be better served if actual emission reductions and costs for propane fuel were used.

Response to 17-10

Staff appreciates the effort PERC has exerted in replicating the analysis and calculation of the ZE yard trucks to provide a similar analysis for NZE yard trucks. However, it should be pointed out that there is a potential difference in that the 2018 Feasibility Assessment for Cargo-Handling Equipment referenced analyzes a near-zero LNG internal combustion engine and CNG or Propane models. Additionally, the propane quick tank replacement system may have additional costs not captured in the LNG yard truck analysis.

Response to 17-11

In reviewing the proposed WAIRE Menu addition of NZE yard trucks, staff observed that the general calculation methodology for the ZE yard truck was duplicated. Staff believes that there may be differences in emission reductions and costs between the LNG values used from the 2018 Feasibility Assessment for Cargo-Handling Equipment versus the costs for CNG or propane. It is not known whether the incremental costs for an LNG yard truck would differ from a CNG or propane yard truck. There were also some minor corrections on the acquisition of NZE yard trucks, as the stated incremental cost of acquisition of \$50,000 when binned results in two WAIRE Points not 3, and there was rounding for the regional NOx benefit binning that resulted rounding 14.2 to 15 which impacted the three times multiplier which resulted in two more

WAIRE Points than should have been attributed to NZE yard truck usage being 288 rather than the staff calculated 286 WAIRE Points.

Response to 17-12

Thank you for your interest in the warehouse ISR development process, and for bringing your comments to our attention.

Response to Comment Letter #18 - CCAEJ -10/8/20

Response to Comment 18-1

Thank you for your interest in the warehouse ISR development process, and for bringing your comments to our attention.

Response to Comment 18-2

Staff agrees with your assessment that air pollution emitted from indirect warehouses sources (i.e., diesel trucks serving warehouses) contribute to air pollution, and thus negative health impacts, in communities located near warehouses. South Coast AQMD has developed PR 2305 to reduce regional and local emissions of nitrogen oxides (NOx) and particulate matter (PM) associated with warehouses assist meet the federal ozone standards and reduce health risks in the community.

Response to Comment 18-3

The objective of this rule is the reduction of these criteria pollutant emissions in order to assist in meeting federal and state air quality standards, to facilitate emission reductions in other programs, and to provide public health benefits to communities around warehouses. South Coast AQMD acknowledges the commenter's support for ZE technology, and the strategy to phase-out NZE. The current WAIRE Menu reflects many options from which warehouse operators may choose, that utilized CARB's technical documents which reflect NZE having a 90% NOx emission reduction as compared to 100% reduction by ZE technology. Based on the greater emission reductions resulting from ZE trucks, the WAIRE menu reflects more WAIRE Points attributed to ZE trucks and are awarding points for ZE charging and Hydrogen fueling infrastructure investments. Currently, the commercially available options for Class 8 Heavy-Duty trucks remain to be conventional diesel and NZE trucks, with the NZE trucks having an incrementally higher purchase price with an established natural gas fueling infrastructure. Staff acknowledges ZE trucks as emerging from demonstration projects, but with future release dates for commercial availability, and with a still developing infrastructure foundation. As the prevalence of ZE trucks and ZE charging infrastructure develops, staff sees the incremental costs of ZE decreasing lower than NZE and at a time may be even with the cost of conventional diesel technology when ZE technology does become widespread. Based on the current commercial availability, the existing NZE infrastructure, and unknown timeline for ZE trucks and infrastructure staff is recommending keeping NZE on-road trucks on the menu. However, NZE fueling stations are not offered on the WAIRE Menu. The Final Staff Report and the accompanying WAIRE Implementation Guidelines now explicitly allow NZE yard trucks to earn WAIRE Points through a Custom WAIRE Plan, and example calculations that warehouse operators could use are included.

Response to Comment 18-4

The WAIRE Menu reflects more WAIRE Points attributed to ZE trucks than to NZE trucks and are offering WAIRE Points for ZE charging and Hydrogen fueling infrastructure investments. As mentioned in Response to Comment 18-3, as the prevalence of ZE trucks and ZE charging infrastructure develops, staff sees the incremental costs of ZE decreasing lower than NZE technology, and may even with the cost of conventional diesel technology when the technology become widespread. Based on the current commercial availability, the existing NZE infrastructure, and unknown timeline for ZE truck and infrastructure availability, Staff is

recommending maintaining NZE trucks on the WAIRE Menu, which could be modified in future revisions of PR 2305.

Response to Comment 18-5

The recommended stringency was set after considering many factors including the impacts on emission reductions and public health benefits, modeled availability of trucks to turnover, costs, and the potential for warehouse relocation. The current draft of PR 2305 includes a recommended stringency of 0.0025 WAIRE Points per WATT with a three-year stringency phase-in. This stringency is anticipated to provide about \$3.5 billion in monetized public health benefits over ten years, with 42-49 premature deaths avoided each year, along with additional health benefits (e.g., reduced asthma attacks, etc.).

Response to Comment 18-6

PR 2305 sets the mitigation fee at \$1,000 per WAIRE Point (see PR 2305 section (d)(5)), which is designed to be within the range of the cost of most WAIRE Menu options. The mitigation fee is not meant as a way to avoid PR 2305's purpose of regional and local emission reductions of NOx and PM. The mitigation fees are meant to be pooled together and subsidize incentives for NZE and ZE trucks or ZE infrastructure to benefit the community surrounding the warehouse that paid the mitigation fee, and staying in the county where the warehouse is located. A short description of the proposed program is included in the Final Staff Report at the end of Chapter 2. Additionally, more specific requirements will be included for the Board's consideration in the resolution that would be adopted if they approve PR 2305.

Response to Comment 18-7

PR 2305 and PR 316 are anticipated to go before the Governing Board for its consideration on May 7, 2021.

Response to Comment 18-9

Thank you for your interest in the warehouse ISR development process, and for bringing your comments to our attention.

Response to Comment Letter #19 - Disneyland Resort – 11/4/2020

Response to Comment 19-1

The applicability of PR 2305 to warehouses greater than or equal to 100,000 square feet of indoor floor space in a single building that may be used for warehousing activities is an applicability that has been revised several times to promote clarity, and adequately capture the population of warehouses that have sufficient warehousing activity that impact the air quality of both the region and the neighboring community of the warehouse. The suggestion of removing “may be” from the applicability cannot be considered because the space used at a warehouse is dynamic and can be modified at any time to accommodate higher product levels, and space can be seasonal to account for the influx of goods movement and storage during the holiday season. Increases in use due to changes in activity or due to seasonal fluctuations results in added truck trip activity which results in added regional and local NOx and PM emissions. Additional clarification has been added however to the definition for ‘warehousing activity’ to ensure that PR 2305 is focused on those kinds of operations.

Response to Comment 19-2

The proposed revision regarding the exemption provision to include a clause regarding “physical limitation” and “self-imposed administrative control” could lead to circumvention of PR 2305 as added physical limitations or self-imposed administrative control can easily be removed at any time by the warehouse operator to adjust to the demands of additional or seasonal changes. Some physical limitations are inherently included in the rule language already in that it already assumes that any permanent physical limitation in a building that prevent warehousing activities in spaces greater than 50,000 sq. ft. The suggestion to include additional language for “physical limitations” and “self-imposed administrative control” cannot be considered as the warehousing industry is dynamic and could adjust the warehouse square footage to accommodate increased demand or seasonal changes for goods storage or movement needs.

Response to Comment 19-3

Template forms will be included as part of the online portal used for reporting that will be developed if PR 2305 is approved by the Board.

Response to Comment Letter #20 - CCAEJ - December 3, 2020

Response to Comment 20-1

Thank you for your interest in the warehouse ISR development process, and for bringing your comments to our attention.

Response to Comment 20-2

PR 2305 has continually considered the impacts of warehouse operations on local communities, including the AB617 communities. Staff has been engaged with the AB617 Community Steering Committees, and has continued to update them on the progress of the warehouse ISR. In addition, a community workshop was held to better explain an overview of the rule and how it would be a benefit to the local community. Staff prioritized efforts to solicit feedback and comment from the community, as a way to inform revisions to the draft rule and staff's approach to the development of PR 2305. The Final Staff Report in Chapter 1 also notes that several AB 617 CERP's have included reference to PR 2305.

Response to Comment 20-3

The commenter's reference to Agenda Item 5 related to the undersubscription of the VW Mitigation Trust which is in the first year for the program. Part of the reason for the unused incentive funds was that the program was undersubscribed partially due to the incentive funding amounts being set lower, and thus not being competitive with the previously mentioned established incentive programs. The commenter's point that sufficient demand is needed to fully utilize incentive funding is correct. This can occur through mechanisms like higher incentive levels, complementary strategies across different incentive programs, and through other market drivers, such as regulations.

Response to Comment 20-4

Staff agrees that slow progress to meeting federal air quality standards underscores the need for addressing the immediate needs to reduce emissions in the near term to assist in attainment of the 2023 and 2031 federal ozone standards. PR 2305 stems from the 2016 AQMP as a strategy to reduce regional NOx as a way to meet attainment with the federal and state ambient air quality standards. PR 2305 is being developed to reduce mobile source emissions attracted to warehouses toward the immediate federal ozone attainment goals and to facilitate the implementation of other related rules and regulations.

Response to Comment 20-5

COVID-19 has had a dramatic impact on the health of local communities, while at the same time increasing activity in the logistics industry. The consistently low vacancy rates and higher lease rates mentioned by the commenter were analyzed in the development of PR 2305, to help address the disproportionate burden of air pollution in the communities neighboring warehouses and reduce emissions. PR 2305 is fully defined with the recommended stringency and stringency phase-in determined, while analyzing the emission and cost impacts of the stringency on the range of options offered on the WAIRE Menu.

Response to Comment 20-6

Thank you for your interest in the warehouse ISR development process, and for bringing your comments to our attention.

Response to Comment Letter – 21_SoCalGas

Response to Comment 21-1

Thank you for your interest in the warehouse ISR development process, and for bringing your comments to our attention.

Response to Comment 21-2

Staff intends to pursue State Implementation Plan (SIP) creditable emission reductions for PR 2305, but the main purpose of the PR 2305 is to reduce regional and local NO_x and PM emission reductions toward our immediate need to meet the 2023 and 2031 federal ozone attainment standards, and to reduce emissions and exposures for local communities. Additional information regarding the proposed approach to obtaining SIP credit for PR 2305 can be found in Appendix D of PR 2305's Final Staff Report. Due to the nature of the proposed rule and the accounting rules from EPA, SIP credit for all of the emission reductions cannot be claimed at time of rule adoption. However, the emission reductions evaluated in the Final Staff Report are expected to be SIP creditable, for example through future updates to CARB's EMFAC tool. The best estimate is that about 2.5 – 4 tpd of NO_x reduction can be achieved by the rule, however continued tracking will be a necessary component to evaluate rule progress if it is approved by the Board.

Staff agrees with the importance of achieving emission reductions as soon as possible to help with our immediate ozone attainment goals for 2023 and 2031. Early action in complying with PR 2305 is beneficial to warehouse owners and operators because complying with PR 2305 will help them complying with other upcoming state regulations such as CARB's Transport Refrigeration Unit (TRU) or the Low NO_x Omnibus regulations. Warehouse operator could purchase new equipment in advance of the CARB regulations in order to earn WAIRE Point for compliance efforts years in advance of the actual implementation dates. In addition, PR 2305 has an early action provision that allows WAIRE Point banking ahead of the WAIRE Program implementation phase in. As an example, a warehouse operator who operates a 150,000 square foot warehouse has an initial compliance period does not start until 2023, but could start earning WAIRE Points as early as January 1, 2022 and the three year banking period would not start until the warehouse officially phases in in 2024. Finally, PR 2305 is designed to be flexible to meet the varied needs of industry, and how those needs can change year to year for any individual facility. Options like solar panels and infrastructure are important components because they can help facilitate emission reductions, and are onsite actions that warehouse operators can potentially take.

Response to Comment 21-3

Staff analyzed the installation of Hydrogen fueling infrastructure separately from electric charging stations due to the inherent differences in the construction and operation of these technologies. However, the analysis of ZE truck acquisitions and usage were calculated together for both electric and hydrogen fuel cell trucks. The lower cost for electric trucks was included in the WAIRE Menu Technical Report with the assumption that warehouse operators will choose the lower cost option. However, if hydrogen trucks make sense for warehouse operators (e.g., by becoming cheaper than electric counterparts), they will receive the same number of WAIRE Points due to the same level of emission reductions. Because emission reductions are one of the

primary goals of PR 2305, no extra WAIRE Points were provided for hydrogen trucks that have the same emissions benefit as electric trucks.

Response to Comment 21-4

WAIRE Points are earned for every truck trip to a facility and annual mileage per truck is not considered. The mileage per trip assumed for trucks is within the range of commercial and pre-commercial ZE trucks (~40 miles per trip for tractors, ~14 miles per trip for straight trucks) and is therefore appropriate for use. While electric trucks do not currently have the range to travel many hundreds of miles, the emissions analysis and WAIRE Points do not assume this is the case, and emission reductions are not overestimated.

Response to Comment 21-5

VMT calculations are impractical for warehouse operators to make in the context of PR 2305 for many reasons. First, trucking companies have expressed concern that they do not want to share where they go with warehouse operators as it can affect business competition. Second, determining how much of a truck load is dedicated to one warehouse's VMT is not clear when a single load could contain goods from or going to multiple destinations. Finally, the administrative burden of tracking this VMT is impractical for a warehouse operator, and for South Coast AQMD to manage for 4,000 warehouse operators subject to PR 2305.

Response to Comment 21-6

Thank you for your interest in the warehouse ISR development process, and for bringing your comments to our attention.

Response to Comment Letter #22 - Tesla - December 16, 2020

Tesla submitted an email with a Word Version of the PR2305 with tracked changes and comments, a subsequent call and conversation was held with Tesla on 01/27/2021.

Response to Comment 22-1

Staff is aware of the different business models of warehouse owners with a number of warehouse operators also owning and operating a fleet. The WAIRE Menu includes actions and investments for NZE or ZE truck visits of Class 2b-7 or Class 8 whether or not the warehouse operator owns the fleet. Based on the analysis of staff, many warehouse operators do not own their own fleet, but can contract with fleets with NZE or ZE trucks. Additionally, if the warehouse operator installed ZE charging infrastructure, the warehouse operator would earn WAIRE Points for the installation and also the usage of the ZE charging infrastructure based on the annual metrics as listed on the WAIRE Menu. At the present time, there are no adopted CARB Regulations that require operating a ZE fleet or installation of ZE charging infrastructure. One of the purposes of PR 2305 is to facilitate other local or regional reductions. Having the ZE truck acquisition and use along with ZE infrastructure installation and use, motivates early action on those other regulations for early adoption of ZE technology. When other regulations require and implement deadlines to electrify their fleets or use ZE chargers, then WAIRE Points would no longer be earned for those actions that no longer go above and beyond U.S. EPA, CARB, or South Coast AQMD rules and regulations.

Response to Comment 22-2

Staff agrees that some charging station stalls will include two plugs, but WAIRE Points will only be earned for the use of one plug, and the installation of an optional plug is not necessary and will not earn additional WAIRE Points. A two plug charging station stall, may increase utilization which would result in more WAIRE Points earned for the increased usage. The definition provided for Electric Charger, is specifically worded for the WAIRE Program menu-based point system concept.

Response to Comment 22-3

Staff agrees with the comment on the defined levels for the range and level of chargers, and has revised the rule to reflect the different ranges of chargers. The charger level references were removed in favor of listing ranges of charger kW ratings, and the 240-volts electric charge rate was included in the Electric Charger definition.

Response to Comment 22-4

The analysis of truck trips assumes a certain number of miles per trip depending on the class of the trucks and if the warehouse is a cold storage facility or not, and also factors in a discounting for overlapping trips. Providing for these factors, a truck trip was assumed to be 39.9 miles. We recognize that some actual trips will be longer, as in the long haul example provided in the comment of 600 miles, and some actual trips will be shorter, but the trip length is assumed to be an average.

Response to Comment 22-5

WAIRE stands for Warehouse Actions and Investments to Reduce Emissions, and is spelled out on the main heading of PR 2305, but not on the header section d. The header for section (d) has been revised to avoid confusion.

Response to Comment 22-6

For the WATTs calculation, the Class 2b-7 straight trucks and the Class 8 tractors engaged in commercial operations are to be counted to determine the WATTs. Truck trips for such activities as correspondence mail deliver or vendor service trucks will not be counted as part of the truck trips to determine the WATTs.

Response to Comment 22-7

The 2.5 coefficient for the Class 8 truck trips represents the approximately 2.5 times more emissions or activity of Class 8 tractors than the smaller Class 2b-7 straight trucks.

Response to Comment 22-8

Truck trip count data should be representative and verifiable, and utilize a method of counting that can meet that standard. The subsection of the rule highlighted in the comment, is in the event of force majeure when due to an event such as a fire that destroys the truck trip count data. This alternative calculation can only be used in the extreme case where data is lost and a warehouse operator must use the Weighted Truck Trip Rate (WTTR). There is no reliable correlation between the size of a warehouse and the number of truck trips, and that poor relationship can be seen in the high number of truck trips for small cold storage or cross dock warehouses. Therefore the use of the WTTR is only in the extreme case of truck trip data loss due to force majeure. Nevertheless, the WAIRE Program Implementation Guidelines provide for a variety of methods that can be utilized by a warehouse operator to provide truck trip count data. The purpose of the alternatives methods is to provide warehouse operators with the flexibility to choose a methodology that is best adaptable to their operations and thereby reduce any burden from reporting.

Response to Comment 22-9

There is an immediate need and legal obligation in the South Coast AQMD jurisdiction to meet the federal ozone standards in 2023 and 2031. To do so NOx and PM emissions must be reduced as quickly as feasible, so it is necessary to have time limits on the Custom WAIRE Plans. Without the deadlines, project development could take years and never meet the potential emission reductions outlined in the Custom WAIRE Plan applications. Additionally, there are deadlines in the Custom WAIRE Plan application process to provide adequate time for the warehouse operator to implement the Custom WAIRE Plan once approved in order to earn WAIRE Points, and there are also time lines for which approved plans will be available for public review.

Response to Comment 22-10

Most of the requirements of the PR 2305 are the responsibility of the warehouse operator. The warehouse owner is mainly required to provide limited reporting. However, there are cases where the warehouse owner is also the warehouse operator or if the warehouse operator wishes to comply with PR 2305 on behalf of the warehouse operator and then transfer those WAIRE Points. The requirement to earn WAIRE Points or pay the optional mitigation fee to meet the WPCO is the responsibility of the warehouse operator and not the warehouse owner. Therefore, the warehouse owner would never be responsible for paying the mitigation fee.

Response to Comment 22-11

The mitigation fee funds would be pooled to subsidize incentive programs toward NZE or ZE trucks or ZE charging infrastructure back to the communities surrounding the warehouse that paid the mitigation fee. More details on the mitigation fee program will be developed, and brought to the South Coast AQMD Governing Board, as it is not currently known how many warehouse operators will actually choose to pay the optional mitigation fee in lieu of the lower cost WAIRE Menu options such as NZE or ZE truck visits.

Response to Comment 22-12

Staff acknowledges that there are warehouse operators that have operational control over other applicable warehouses. The provision to allow the limited transfer of excess WAIRE Points, does include conditions such as discounting the local benefit component of the WAIRE Points as that local benefit should stay near the community where the local benefit was generated. This limited transfer provision of excess points to other warehouses under the same operational control allows warehouse operators to implement larger scale projects one warehouse at a time, rather than be limited to smaller projects at each warehouse due to the high capital expenses of large projects.

Response to Comment 22-13

The comment bubble on page 8 of PR 2305, just has highlighted text, but no entry in the comment bubble and appears to relate to the charging infrastructure component of the Initial Site Information Report. No response will be provided as it appears to just be a highlighted section.

Response to Comment 22-14

The annual variable is related to the phase in of the recommended stringency, which was not available on the draft version of PR 2305 the comment bubbles address. In the latest draft of PR 2305, the recommended stringency is 0.0025 WAIRE Points per WATT with a phase-in of 3 years. In order to phase-in the stringency over three-years, the annual variable is set to successive thirds, with the First Year Annual Variable being 1/3, the Second Year Annual Variable being 2/3, and the Third Year Annual Variable reaching full stringency of 1 for that year and each year thereafter.

Response to Comment 22-15

As stated in the previous response to comments, the charging levels were revised to clarify charging ranges for chargers above 19.2 kW and up to 350 kW. Staff acknowledges the potential for charging levels higher than 350 kW. In the event a warehouse operator would like to install or use higher charging level chargers, they may earn WAIRE Points by submitting a Custom WAIRE Plan application. In that application they can analyze the new technology and higher charging levels to calculate the WAIRE Points that may be earned. Once the Custom WAIRE Plan is approved, the warehouse operator may start earning WAIRE Points.

Response to Comment 22-16

The TRU Plug EVSE purchase is the purchase of the wall or pedestal plug unit that trailer TRUs may plug into at cold storage warehouse or other facilities that get regular deliveries of time sensitive goods in TRU equipped trucks or trailers.

Response to Comment 22-17

The methodology on calculating the WAIRE Points for the WAIRE Menu actions and investments considers cost effort. At this time the cost of hydrogen fuel and hydrogen fueling equipment is expensive but is expected to decrease in time. The high costs of hydrogen fueling stations is reflected in the higher amount of WAIRE Points attributed to the hydrogen fueling

stations. Though the cost may be higher, some warehouses may decide on fuel cell technology because it may be more beneficial to their business model.

Response to Comment Letter –23_CCAEJ – 2/5/2021

Response to Comment 23-1

Thank you for your participation in the rule development process and your comments in support of a warehouse ISR.

Response to Comment 23-2

The recommended stringency is 0.0025 WAIRE Points per WATT, which will be phased-in over three-years will results in annual variables of 0.33, 0.67, and 1, when full stringency is reached. The recommended stringency of 0.0025 WAIRE Points per WATT was analyzed in various scenarios to analyze the complex structure of warehouse operations in the development of PR 2305, to reduce regional and local emissions of NOx and particulate matter, and to help address the disproportionate burden of air pollution in the communities neighboring warehouses. Staff devised calculations of the WPCO and the WAIRE Menu that are designed to be equitable and promote the implementation of cleaner technologies to help address state and federal attainment standards and the disproportionate impacts of air pollution faced by disadvantaged communities.

Response to Comment 23-3

Staff understands the importance of prioritizing zero emission technology. Currently, the WAIRE Menu includes both NZE and ZE on-road trucks because on-road ZE trucks are not commercially available in all sizes and some of the ZE trucks are in the demonstration phase and not yet ready for commercial availability. By allowing NZE technology in part of the WAIRE Menu, NZE can provide at least a 90% reduction in NOx emissions when compared to conventional diesel fueled trucks. The reduction of diesel fueled trucks can produce emission reductions in the near term which can increase the public health benefit to the communities surrounding the warehouse, as on-road ZE trucks and ZE charging and fueling infrastructure are developed and become widespread and commercially available.

Response to Comment 23-4

The mitigation fee is an option warehouse operators can use, including to make up shortages in the warehouse operator's WPCO and provide options for warehouse operators that best address their individual business needs in complying believe paying such a fee is a more optimal way to comply with their WPCO than the other compliance options in the rule. The mitigation fee of \$1,000 per WAIRE Point was analyzed to be within a similar range of cost as the other WAIRE Menu options and is not meant as a way to allow for a "pay-to-pollute" compliance option. There are less expensive options for the warehouse operators to meet their WPCO, so the current cost of the optional mitigation fee may not be the most cost-effective option for warehouse operators. With the WAIRE Program being a new regulatory concept, staff is not sure how many warehouse operators would actually opt to pay the mitigation fee in lieu of choosing an item off the WAIRE Menu. Each warehouse owner and operator will make decisions on which WAIRE menu items to pursue, based on their specific situation and circumstances. The mitigation fee funds would be tracked to ensure the funds are used to incentivize NZE and ZE trucks and ZE charging and fueling infrastructure in the communities surrounding the warehouses that paid the mitigation fees.

Response to Comment 23-5

Staff understands the needs for public engagement. Staff will be reporting on the effectiveness of the WAIRE Program to the South Coast AQMD Mobile Source Committee on an annual basis. This annual reporting will ensure that all aspects of the WAIRE Program are evaluated and a version of the annual update report will be released for public review. Custom WAIRE Plan applications would also be released for public review prior to their approval.

Response to Comment 23-6

Thank you for your comments and support of PR 2305. We look forward to working with you in the future.

Response to Comment Letter – 24_Coalition NZE – 2/16/2021

Response to Comment 24-1

Thank you for your participation in the rule development process and your comments in support of a warehouse ISR.

Response to Comment 24-2

The purpose of PR 2305 is to reduce regional NO_x and PM, facilitate other related rules and regulations, and reduce emissions and exposures for local communities around warehouses. The WAIRE Menu only includes ZE terminal tractors (aka yard hostlers, yard tractors, etc.) as a compliance pathway under PR 2305 as ZE yard trucks are commercially available and they are an established technology that have operated in some warehouses for several years. It was necessary to include on-road NZE trucks as part of the WAIRE menu options because there is currently a lack of commercially available on-road ZE trucks and uncertainty on when on-road ZE trucks or ZE fueling infrastructure will be widely commercially available. Using NZE trucks at warehouse facilities would provide at least a 90% reduction in NO_x emissions as compared to conventional diesel fueled trucks and the use of NZE trucks would provide immediate emission reductions for the communities surrounding warehouses. While use of NZE and ZE yard trucks both lead to emission reductions, yard trucks primarily stay on the warehouse premises and they are a constant source of mobile emissions that could impact the community surrounding the warehouses. The switch to ZE yard trucks at these warehouse facilities would lead to greater and more near-term emission reductions and will provide a greater benefit to the public health of the communities. Nonetheless, the Final Staff Report and the accompanying WAIRE Implementation Guidelines now explicitly allow NZE yard trucks to earn WAIRE Points through a Custom WAIRE Plan, and example calculations that warehouse operators could use are included.

Response to Comment 24-3

Many yard trucks stay on site and idle as part of their operations at warehouse facilities. ZE yard trucks will benefit the communities surrounding the warehouse as they do not idle, and therefore will not result in emissions that will negatively impact the neighboring communities. Conventional on road NZE trucks are included in the WAIRE Menu because on-road ZE are not well established and in comparison, have much shorter dwell time at warehouse facilities. NZE technology is being analyzed as an alternative in the CEQA analysis. Further, the Final Staff Report and the accompanying WAIRE Implementation Guidelines now explicitly allow NZE yard trucks to earn WAIRE Points through a Custom WAIRE Plan, and example calculations that warehouse operators could use are included.

Response to Comment 24-4 and Appendix

South Coast AQMD acknowledges the support in reducing emissions from both mobile and stationary sources with the use of clean fuel and low emission technologies. The citations made by the commenter on the importance of near-zero emission options in this comment and the appendix to the letter are recognized and a key part of South Coast AQMD's strategies to achieve clean air. The WAIRE Menu includes both NZE and ZE on-road truck acquisition and use, but in one instance the WAIRE Menu only includes a ZE option for yard trucks. There are key policy distinctions for why ZE yard trucks are the only option considered. First, in the on-road sector ZE trucks are not at the same stage of commercial development as NZE trucks, which have been

operating in commercial service for several years, especially for Class 8 trucks. However, ZE yard trucks are commercially available today and have been operating at warehouses since 2015. Additionally, because ZE yard trucks are located at an individual facility, they are well-suited to serve as an early beachhead for the longer term development of ZE vehicle solutions.⁷⁸ By focusing PR 2305 on ZE yard trucks, warehouse operators are introduced to ZE technology to see how it works in their operations.

Further, because yard trucks primarily stay at the warehouse facility, their emissions can have a disproportionate impact on communities surrounding warehouses compared to on-road trucks with emission miles away from a facility. Many yard trucks idle as part of their operation at warehouse facilities, and the switch to ZE yard trucks would benefit public health of the communities surrounding the warehouse by not being burdened idling emissions. Although NZE engines have lower emissions than their conventional diesel counterparts, they do still have tailpipe emissions. Finally, although the commenter states that NZE yard trucks exist, there is no acknowledgement that yard trucks come in both on-road and off-road varieties. While propane or natural gas on-road yard trucks can meet CARB's standards for NZE, CARB currently does not have a certification standard for NZE off-road purposes. It is not clear how a default NZE definition would apply in the off-road setting. Nonetheless, a CEQA alternative has been included that evaluates additional NZE compliance options (including for yard trucks) within PR 2305. Further, the Final Staff Report and the accompanying WAIRE Implementation Guidelines now explicitly allow NZE yard trucks to earn WAIRE Points through a Custom WAIRE Plan, and example calculations that warehouse operators could use are included.

Response to Comment 24-5

Staff thanks you for your comment and continued support of the South Coast AQMD's Technology Advancement / Clean Fuels Program goals to provide incentives to promote the commercialization of clean technologies. As stated in previous response to comments, only ZE yard truck purchase and usage is included in the WAIRE Menu due to the commercial availability of NZE yard trucks and emission impacts to communities located near warehouses. However, NZE technology is being analyzed as an alternative in the CEQA analysis and the Final Staff Report and the accompanying WAIRE Implementation Guidelines now explicitly allow NZE yard trucks to earn WAIRE Points through a Custom WAIRE Plan, and example calculations that warehouse operators could use are included.

Response to Comment 24-6

Thank you for your interest in the warehouse ISR development process, and for bringing your comments to our attention.

Response to Comment 24-Appendix

Refer to Response to Comment 24-4.

⁷⁸ https://globaldrivetozero.org/public/The_Beachhead_Model.pdf

Response to Comment Letter –25_ Energy Distribution Partners – 2/8/2021

Response to Comment 25-1

Thank you for your participation in the rule development process and your comments in support of a warehouse ISR.

Response to Comment 25-2

The purpose of PR 2305 is to reduce regional NO_x and PM, facilitate other related rules and regulations, and reduce emissions and exposures for local communities around warehouses. The WAIRE Menu only includes ZE terminal tractors (aka yard hostlers, yard tractors, etc.) as a compliance pathway under PR 2305 as ZE yard trucks are commercially available and they are an established technology that have operated in some warehouses for several years. It was necessary to include on-road NZE trucks as part of the WAIRE menu options because there is a lack of commercial availability for on-road ZE trucks and uncertainty on when on-road ZE trucks or ZE fueling infrastructure will be widely commercially available. Using NZE trucks at warehouse facilities would provide at least a 90% reduction in NO_x emissions as compared to conventional diesel fueled trucks; the use of NZE trucks would provide immediate emission reductions for the communities surrounding warehouses. While use of NZE and ZE yard trucks both lead to emission reductions, yard trucks primarily stay on the warehouse premises and they are a constant source of mobile emissions that could impact the community surrounding the warehouses. The switch to ZE yard trucks at these warehouse facilities would lead to greater and earlier emission reductions and benefit the public health of the communities. Nonetheless, the Final Staff Report and the accompanying WAIRE Implementation Guidelines now explicitly allow NZE yard trucks to earn WAIRE Points through a Custom WAIRE Plan, and example calculations that warehouse operators could use are included.

Response to Comment 25-3

Many yard trucks stay on site and idle as part of their operations at warehouse facilities. ZE yard trucks will benefit the communities surrounding the warehouse as they do not idle, and therefore will not produce emissions that could negatively impact the neighboring communities. Conventional on road NZE trucks are included in the WAIRE Menu because on-road ZE trucks are not well established and in comparison, also have a much shorter dwell time at warehouse facilities. Nonetheless, a CEQA alternative has been included that evaluates additional NZE compliance options (including for yard trucks) within PR 2305. Further, the Final Staff Report and the accompanying WAIRE Implementation Guidelines now explicitly allow NZE yard trucks to earn WAIRE Points through a Custom WAIRE Plan, and example calculations that warehouse operators could use are included.

Response to Comment 25-4

South Coast AQMD acknowledges the support in reducing emissions from both mobile and stationary sources with the use of clean fuel and low emission technologies. The citations made by the commenter on the importance of near-zero emission options in this comment and in Comment 25-5 are recognized and a key part of South Coast AQMD's strategies to achieve clean air. The WAIRE Menu includes both NZE and ZE on-road truck acquisition and use, but in one instance the WAIRE Menu only includes a ZE option for yard trucks. There are key policy reasons supporting why ZE yard trucks are the only option considered. First, in the on-road sector ZE trucks are not at the same stage of commercial development as NZE trucks, which have

been operating in commercial service for several years, especially for Class 8 trucks. However, ZE yard trucks are commercially available today and have been operating at warehouses since 2015. Additionally, because ZE yard trucks are located at an individual facility, they are well-suited to serve as an early beachhead for the longer term development of ZE vehicle solutions.⁷⁹ By focusing PR 2305 on ZE yard trucks, warehouse operators are introduced to ZE technology to see how it works in their operations.

Further, because yard trucks primarily stay at the warehouse facility, their emissions can have a disproportionate impact on communities surrounding warehouses compared to an individual on-road trucks since most of the miles traveled may not be near the surrounding community. Many yard trucks idle as part of their operation at warehouse facilities, and the switch to ZE yard trucks would benefit public health of the communities surrounding the warehouse by not being burdened idling emissions. Although NZE engines have lower emissions than their conventional diesel counterparts, they do still have tailpipe emissions. Finally, although the commenter states that NZE yard trucks exist, there is no acknowledgement that yard trucks come in both on-road and off-road varieties. While propane or natural gas on-road yard trucks can meet CARB's standards for NZE, CARB currently does not have a certification standard for NZE off-road purposes. It is not clear how a default NZE definition would apply in the off-road setting. Nonetheless, a CEQA alternative has been included that evaluates additional NZE compliance options (including for yard trucks) within PR 2305.. Further, the Final Staff Report and the accompanying WAIRE Implementation Guidelines now explicitly allow NZE yard trucks to earn WAIRE Points through a Custom WAIRE Plan, and example calculations that warehouse operators could use are included.

Response to Comment 25-5

Staff thanks you for your comment and continued support of the South Coast AQMD's Technology Advancement / Clean Fuels Program goal to provide incentives and promote the commercialization of clean technologies. As stated in previous response to comments, only ZE yard truck purchase and usage is included in the WAIRE Menu due to the commercial availability of NZE yard trucks and emission impacts to communities located near warehouses from their use. However, NZE technology are analyzed as an alternative in the CEQA analysis and the Final Staff Report and the accompanying WAIRE Implementation Guidelines now explicitly allow NZE yard trucks to earn WAIRE Points through a Custom WAIRE Plan, and example calculations that warehouse operators could use are included.

Response to Comment 25-6

Thank you for your interest in the warehouse ISR development process, and for bringing your comments to our attention.

Response to Comment 26 - Public Workshop and Community Meeting 2/16 & 2/17/2021

Public Workshop 02/16/2021 Live Public Comments

⁷⁹ https://globaldrivetozero.org/public/The_Beachhead_Model.pdf

1. Can you please explain how credit is given for use of a ZE truck under a state mandate but not the purchase since the tonnage taken for such a rule is based on use? How do you avoid double counting?
 - a. Answer: Currently there is no state mandate that would require the trucks visiting warehouses to be ZE. ARB is currently working on the Advanced Clean Fleet rule, which could have requirements for ZE trucks. Some of the concepts in the Advanced Clean Fleet rule could potentially overlap with the concepts of the ISR rule but it is not entirely clear at this date. Staff is coordinating with ARB to make sure we understand how a potential overlap could work. Currently there is no overlap we are anticipating with CARB's Advanced Clean Fleet rule and the South Coast AQMD ISR that concerns trucks.
2. Does this rule apply to warehouses without fleet trucks?
 - a. Yes, this rule would apply to any warehouses that are over 100,000 sf.
3. Do docks without doors count towards the square footage?
 - a. The rule and definition refer to the indoor square footage space inside the warehouse building and not the entire property.
4. How do you know how many WAIRE points you will need in a year?
 - a. The WAIRE points are based on your WPCO which is based on a facility's truck trips multiplied by the stringency factor multiplied by the annual variable. Truck trips are based on the amount of Class 2-7 trucks that enter and exit your facility during the 12 months period plus 2.5 times the number of Class 8 trucks that enter and exit your facility. Truck trips determine your WATTs, which will be multiplied by the stringency factor and the annual variable to determine your WPCO, i.e. the amount of WAIRE Points you need for the compliance period.
5. When do you envision the rule applying to warehouses under 100,000 sf?
 - a. Staff is not currently contemplating expanding rule coverage to warehouses under 100,000 sf. Instead, the focus is on the approximately 3,000 warehouses covered by PR 2305 that are 100,000 sf or greater. Warehouses under 100,000 sf could be potentially included in PR 2305 in a future action, but that would only occur after a public process and formal rulemaking.
6. Can you please explain how points are banked in PR 2305?
7. There are very limited amounts of banking or trading of WAIRE points. There is no trading or selling of WAIRE points, however, there are three very limited cases allowing WAIRE points transfer. The first type of transfer is if a warehouse operator has operational control over another applicable warehouse in our basin, they can transfer the points to the other location minus the local benefit discount. The second type of transfer is the banking of points which is transferring the points forward in time. The points can only be transferred up to 3 years and they only have a 3 years life. If some of the banked points were done for early compliance, and now new regulations apply, such that the WAIRE compliance action is no longer above and beyond the new regulation (ie: CARB or South Coast AQMD rule) the WAIRE Points can no longer be applied for that action. If you are taking credit for earlier compliance action, that piece of equipment must be on site and in operation. Any WAIRE points earned prior to the phase in cannot be transferred off-site. Finally, a warehouse landowner does have the ability to earn points for the warehouse operators and transfer them to the operator.

8. Will custom plan approvals be appealable to the Hearing Board? Is there any public review process for these custom plans?
 - a. All custom WAIRE Plans will fall under South Coast AQMD Rule 216 and Rule 221 and will be appealable to the Hearing Board.
9. Has South Coast AQMD performed any surveys on warehouses to find out how warehouses will use payment of mitigation fees rather than to using ZE trucks.
 - a. South Coast AQMD has not conducted this type of survey. Discussions with various warehouses show facilities will try to find the most cost-effective methods for compliance. In the analysis in the Draft Staff Report, the mitigation fees very often will be more expensive than other options. While it is available for facilities to use, it is anticipated facilities will choose other more cost-effective actions on the WAIRE menu in lieu of the mitigation fees.
10. If warehouse more than 100,000 sf changes use, will the warehouse no longer be required to earn WAIRE Points?
 - a. For the portion of the compliance period of which the facility is used as a warehouse, they will be required to earn WAIRE points, in other words, it will be prorated.
11. What is the proposed marketing approach of PR 2305 and are businesses aware of these changes?
 - a. South Coast AQMD has sent out mailers to every facility that could be potentially affected by PR 2305. These addresses are in Appendix C of the staff report. We have also performed outreach to various trade associations, chambers of commerce, and held publicly noticed public workshops and community meetings. If PR 2305 is adopted, we anticipate a robust outreach process of training and continued outreach with facilities to go through all the details of the rule and compliance requirements.
12. Will near zero emission trucks be allowed to mitigate fees until 2050, state mandate to go all electric?
 - a. At the time of the workshop there was no proposed sunset on PR 2305 or for any of the options within the rule,. The Governor's executive order directed state agencies to look at that transition to all electric by 2035. But there are no actual mandates, no actual regulations in place or developed yet. As the state requirements come along, PR 2305 will be evaluated at that time. Currently, the rule contains a sunset provision effective when CARB and EPA have determined the South Coast Air Basin has attained the 70 ppb ozone standard.

13. What cost estimates or modeling have been made for an average warehouse of 100,000 sf to comply with PR 2305?
 - a. We have a lot of details in our preliminary draft staff report and subsequent drafts that explain the analysis and cost estimates. Please refer to the preliminary draft staff reports for a high-level summary of those analysis. Additional details are available in the socioeconomic analysis. A user calculator is also available at www.aqmd.gov/fbmsm for warehouse operators to evaluate different compliance options for their warehouse.
14. Would a warehouse owner, land owner, and contracted operator both need to meet WAIRE points requirements for the same location?
 - a. Requirements for a warehouse owner/landowner are typically different than for an operator,. Most of the compliance requirements of the rule fall on the operator. There are limited reporting requirements for owners. Warehouse owners can comply and earn WAIRE points on behalf of the operators if they chose to but is not required by the rule..
15. Is there a reason why an electric charging station counts towards the WAIRE Points menu but not a natural gas fueling station?
 - a. There is currently a lot of policy direction from the state and interest from many community members in zero emissions technology. Stakeholders have expressed a desire to accelerate zero emission operations. To meet that goal there is a need to build charging and fueling infrastructure for zero emission operations and PR 2305 is a potential mechanism to assist in that effort. Meanwhile, natural gas fueling infrastructure is more available and natural gas fueling providers have said that they can deploy their infrastructure without additional incentives.
16. What if a facility resides in a shared location? What if 2 companies reside in a single building? Will the facility be subjected to a single facility's square footage or the entire square footage?
17. The rule applies to any warehouse over 100,000 s., If there are more than one tenant at the building, if any of the tenants conduct warehousing activities in spaces of more than 50,000 sf, they will be subjected to the points requirement of the rule. If not, the facility will be just subjected to the reporting part of the requirements. Trucks at airports may travel to many warehouses before departure, how will those truck trips be calculated?
 - a. Each individual warehouse will count truck trips on their own, independent of the business next to them.
18. Tonight's meeting is a public workshop and tomorrow night's meeting is a community meeting, will the content be different?
 - a. The slides are posted on South Coast AQMD's website and there is a slight difference in contents of the meeting. The public workshop is a more detailed walked through of the rules; the community meeting is a high-level summary of the rule with a community focus.
19. What is the policy or reasoning for excluding near zero emission yard trucks from earning points on the WAIRE Menu?
 - a. In general, stakeholders have expressed strong interest in zero emission operations and this interest is also reflected in state policy promoting ZE technology. While both ZE and NZE yard trucks are commercially available, ZE yard trucks are far more expensive, and have not been adopted as broadly as NZE yard trucks. PR 2305 can facilitate a facility to choose ZE technology even though it is more expensive. Since

the public workshop, staff received multiple comments regarding the benefits that NZE yard trucks provide and the need to reflect those benefits in PR 2305. Staff are therefore recommending that renewable natural gas yard trucks may be used in a Custom Waire Plan.

20. Can you earn WAIRE points for zero emission forklifts currently operating at the warehouse?
 - a. Currently the rule does not allow points for the zero emission forklifts. There is already a widely adopted number of zero emission forklifts being used in the industry so they do not need to be incentivized and it is not clear that any surplus emission reductions would occur by allowing forklifts into PR 2305.
21. Is there consideration of a greater than 12 months period if electrical infrastructure is needed to be installed by electrical companies in order to earn points?
 - a. Yes, in the WAIRE Menu, for charging infrastructure there are multiple milestones that can earn points because we recognized for some of the installation of the charging infrastructure can take more than 1 single year. There are 3 built in milestones included in the WAIRE Menu. The 3 milestones are as follows: purchase of the electric supply equipment, begin construction of project, with most of the points earned for final permit signoff and energization of the infrastructure.
22. Can a warehouse operator earn WAIRE points for actions already taken?
 - a. The WAIRE menu is set up to earn points from either purchase of ZE trucks or through usage of that equipment. If chargers were already installed prior to rule adoption, they will not be able to earn points for their purchase, but they are able to earn WAIRE points through the usage of the chargers.
23. Is it possible for a WAIRE operator to meet the WPCO exclusively through non truck related measures? If not, how does South Coast AQMD envision operators that do not own or operate their trucks in achieving compliance?
 - a. Yes, it is possible, there are ways to earn points without owning the trucks. We recognize a lot of operators do not own their own fleet, but there are options available that do not require operators to do anything with their own fleet. For example, points are available for installing charging infrastructure, for installing solar energy, for installing air filtration systems, for acquiring and using ZE/NZE off-road yard trucks, as well as by paying a mitigation fee. However, there are business relationships that can be explored by the operators to try to identify ways for clean trucks to visit the facilities even though the warehouse operator does not own the fleet.
24. Can a warehouse operator avoid most reporting requirements by having only zero emission equipment and only allow zero emission trucks to visit the warehouse?
 - a. Currently, PR 2305 does not have any exemptions for reporting requirements if a facility is zero emissions. All facilities will still be required to comply with the same reporting requirements as required by other warehouses. They would easily meet their WPCO well before all trucks visiting the warehouse would need to have zero emissions operations.
25. Would nature based NOx solutions be able to be used to earn points? For example, trees, vegetations, etc. planted at a facility?
 - a. It is true that some vegetation can absorb small amounts of NOx, however, the net benefit regarding reduction of regional pollution from those activities – the main

objective of PR 2305 – is unclear. Currently, there is nothing on the WAIRE menu that will utilize vegetation as a way to reduce NOx emission.

26. Where are the slides posted on the South Coast AQMD websites?

- a. The slides are available at <http://www.aqmd.gov/fbmsm>.

27. Can you repeat slowly what are the cost per year to the warehouse?

- a. We gave an example of a 250,000-sf warehouse that is about the mid-size range for the sizes covered by PR 2305. Assuming the warehouse has an average number of truck trips going to their facility, the range of cost could be \$12,500 per year to \$195,000 per year to earn the points they need to comply with the rule. Please refer to the draft staff report and socioeconomic analysis for more details regarding costs.

28. Are there reporting fees per warehouse address?

- a. There are administrative fees that are required for every report submitted under PR 2305 that are described in PR 316.

29. Please briefly explain the legal authority for the ISR rule?

- a. An explanation of legal authority to regulate indirect sources is in the staff report. Also see Master Response to Comment 7.

30. Please discuss the equipment subsidy via the incentive fund work for someone wishing to purchase new equipment.

- a. Incentive programs have their own limitations on how they can be used within regulatory settings. There is nothing that South Coast AQMD is aware of within indirect source authority that regulates how incentive funds can be used. Incentives for the mitigation funds that would come out of PR 2305 have not been explicitly defined; the purchasing of the equipment via the incentive funds will not be able to earn points for programs such as Carl Moyer that provide that the incentives cannot be used to comply with another regulation,, but the usage of the equipment will allow a facility to earn points.

31. When is the vote on PR 2305 schedule? If passed, when is the rule expected to be implemented?

- a. Staff was expected to be bringing the rule to the board for a vote on April 3rd, 2021 [subsequently updated to May 7, 2021]. If passed, the first major(WPCO) compliance date was expected to be summer of 2022 [subsequently updated to early 2023]. But there will be reporting requirements prior to summer 2022, starting with the first report in September 2021.

32. Please explain again how NOx reduction is calculated?

- a. The NOx reduction of each of the WAIRE Menu items was calculated relative to conventional diesel for trucks and yard trucks. Staff used standard emission factors from CARB to calculate the difference based on different amount of activity. There is more detailed analysis on emission reductions based on PR 2305 that is available on <http://www.aqmd.gov/fbmsm>. The PR 2305 emission reductions and analysis presented are calculated so that they are above CARB's Advanced Clean Truck Rule, Low NOx Omnibus Rule, and Heavy Duty Inspection Maintenance Rule.

33. If costs prove to be higher, will PR 2305 be evaluated over time?

- a. Staff will be providing regular updates regarding PR 2305 to the South Coast AQMD Mobile Source Committee after rule adoption. The report will likely include an annual look back and provide information on facilities compliance rates and methods of compliance and what implications or effects it has on the facilities, including costs.
- 34. Do owners of multiple warehouses provide a separate report on each address of the warehouse?
 - a. Yes.
- 35. If a connective/ contiguous warehouse building has 2 or more addresses, how do you report?
 - a. Currently, PR 2305 requires each building to have its own reporting requirements for owners. Operators are required to provide their own report for their operations, so multiple operators in a single building may provide reports.
- 36. Adoption in April would require initial notifications 2 months later in June of 2021.
 - a. There are some initial reporting requirements for original warehouse owners required by June if PR 2305 is required. [subsequently updated to September 1, 2021 for the first warehouse operations notification report, and July 1, 2023 for the first Initial Site Information report].
- 37. To clarify in terms of compliance, the annual WAIRE [points? Report?] for warehouse greater than 250,000 sf will be due August 2, 2022. But utilizing real world truck data beginning July 2, 2021.
 - a. Yes, that is correct. [subsequently updated to 30 days after January 1, 2023, using truck data from calendar year 2022].
- 38. If a truck leaves a yard at start of day and returns at end of day is that considered one trip or two? Is it a trip every time it goes through the gate or every round trip?
 - a. PR 2305 WAIRE menu counts a truck trip as every time a truck leaves a facility and every time it enters a facility. Truck trips used in the WATT is counted as one-way trips (entering and exiting the facility gates). So the example given counts as two trips. The PR 2305 online portal for reporting will make it clear on how to count the truck activity.
- 39. How are the fees be collected? Would the fees be collected as property taxes so a lien could be placed on a property?
 - a. The fees associated with this rule are not taxes, and will not be collected as property taxes. Fees are instead collected as part of a regulatory program, Some of the fees will be invoiced and paid by facilities due to South Coast AQMD at the time of reporting. Some of the reports in PR 316 will have fees associated with them and those fees are paid when the reports are turned in. For a custom WAIRE plan, there will be some specific fees for the time that the material is reviewed and there will be invoicing associated with that. Mitigation fees are something that will be turned in based on a facility's WAIRE points obligation and that will be something that the facility will be paying on their own at the time the demonstration of compliance with the WPCO is due. There will be reporting so that it will be clear what fees are due through the PR 2305 online portal.
- 40. What if a company does not comply with a payment of fees? What is the process to collect?

- a. This would be typical for other regulatory program at South Coast AQMD, a potential Notice of Violation could be issued to the facility and that Notice goes through the South Coast AQMD compliance process, including efforts to settle out of court.
41. Will the district provide a template for truck trip record keeping for warehouses to use?
- a. There will be an online portal that facility will be required to enter the truck trip information on their facilities. Warehouses will probably not have a specific form for their daily truck trip counts as there are many ways for a facility or operator to track truck trips. There will not be any specific form imposed for record keeping, but we would like to make sure the facility has continuous and verifiable records that are reported back to the South Coast AQMD online portal.
42. Will this rule go to a public vote?
- a. This rule will go to a vote with the Governing Board of South Coast AQMD and it is anticipated for April 2, 2021. [subsequently updated to May 7, 2021]
43. Will the slides be posted on the web after the presentation today?
- a. The slides are available at <http://www.aqmd.gov/fbmsm>.
44. Thank you for the presentation. The warehouse industry and goods movement are responsible for significant source of pollution and disproportionately impacted communities. There is a need for a stronger stringency (at least 3 times the current proposed stringency) and prioritizing zero emission technology.
- a. Thank you for your comments.
45. The warehouse sector contributes to LA's ozone pollution and cause immense public health burdens. The indirect source rule should focus on zero emission trucks and infrastructure. The rule is needed urgently, and urge the district to pass it quickly.
- a. Thank you for your comments.
46. The Covid-19 pandemic has exacerbated the existing health risks faced by frontline communities, and the warehouse industry has reported record-breaking profits. AQMD must pass a strong rule that prioritizes public health and good jobs. We support a strong ISR Rule that puts the health of frontline communities and good green jobs first.
- a. Thank you for your comments.
47. I know firsthand how bad the problem with the trucks causing increased NOx emissions and ozone, I have severe asthma and I've been hospitalized. Is it possible to taper down the proportion of points that can be achieved through just paying fees as opposed to actual use of zero-emission trucks and buying zero-emission trucks?
- a. The implementation of PR 2305, if approved, will be reported to the Mobile Source Committee annually. Staff may make recommendations for amendments as part of those annual updates.
48. Limit the opportunities for paper compliance and get emission reductions in those communities. Support a stronger stringency factor, and don't want a pay-to-pollute type option for warehouses.
- a. Thank you for your comments.
49. Is "table 2 annual variable" for calculation of WPCO?

- a. Table 2 is referring to Table 2 in the rule.

COMMUNITY MEETING 2/17/2021 - FORMS SUBMISSION

ID 7

What is your experience with warehouses?

Review warehouse designs and involved with warehouse construction. Provide feedback to owners during construction.

RESPONSE: The proposed approach is not included in PR 2305. South Coast AQMD staff reviews CEQA documents prepared for new warehouses and provides comments through that existing process.

What do you most want the South Coast AQMD Board to consider with the proposed Warehouse Indirect Source Rule?

Emission reductions, near zero technologies, enforcement

RESPONSE: Thank you for your comments.

ID 8

What is your experience with warehouses?

Since I live in Carson there are tons of trucks transporting back and forth to these warehouses. The tons of trucks are the main things in the streets causing traffic which is also causing the major air pollution by my house and community. It does not help that the warehouses are literally right by the neighborhoods. Its only been brought to my attention right now that these trucks and warehouses are doing more bad to me and my community than good.

RESPONSE: Thank you for your comments.

What do you most want the South Coast AQMD Board to consider with the proposed Warehouse Indirect Source Rule?

Consider the communities by these warehouses. Its one thing that these trucks slow down the daily life of someone in the nearby communities commute.

RESPONSE: Thank you for your comments.

ID 9

What is your experience with warehouses?

Multiple warehouses are located in or around my community of West Long Beach, which experiences high levels of pollution as a result of such warehouses, the nearby Ports of Long Beach and Los Angeles, a rail yard, refineries, and the 710 and 405 freeways. Warehouses, in my experience, are often accompanied by diesel trucks that emit toxic particles into the lungs of those who live and work near them. Residents of West Long Beach and similar communities deserve better.

RESPONSE: Thank you for your comments.

What do you most want the South Coast AQMD Board to consider with the proposed Warehouse Indirect Source Rule?

I want the rule to focus not only on the monitoring and lowering of emissions from trucks but also on said trucks moving in the direction of zero-emissions. I want to see this rule implemented as soon as possible. It is imperative that this rule is vigorously executed and warehouses are no longer allowed to pollute communities like my own that are frequently the target of toxic industries that find ways to evade emission standards.

RESPONSE: Thank you for your comments.

ID 10

What is your experience with warehouses?

General Motors (GM) owns and operates one warehouse in Rancho Cucamonga for smaller aftermarket auto parts and operates one warehouse in Fontana for bulk aftermarket auto parts. Both warehouses are roughly 400,000ft². These warehouses supply GM auto parts to much of the Pacific Coast region and are part of GM's Customer Care and Aftersales warehousing network. Globally, GM offers hundreds of thousands of parts, with about 8% of its annual volume flowing through California.

RESPONSE: Thank you for your comments.

What do you most want the South Coast AQMD Board to consider with the proposed Warehouse Indirect Source Rule?

General Motors' vision is a world with Zero Crashes, Zero Emissions, and Zero Congestion. Our company's recent announcements show we are committed to our vision's emissions strategy by aspiring to only sell electric vehicles in our light-duty portfolio by 2035. Additionally, GM plans to achieve carbon neutrality by 2040. GM is also expanding its Zero Emissions vehicle strategy into the goods movement market through the addition of BrightDrop commercial electric vehicles and pallets and through collaborative agreements with Nikola and Navistar to produce fuel cell powered semi-trucks. Clearly, GM cannot fulfill its vision of Zero Emissions without sound energy and environmental policies that encourage and enable the shift to electric vehicles. Accelerating the transition to a Zero Emission future will require a comprehensive suite of well-designed policies and incentives, including vehicle incentives, utility engagement and infrastructure support, and complementary policies, to reduce costs and overcome hurdles. Like many of the warehouses in operation in the South Coast District, GM does not own the fleets that service our warehouses and must work with our suppliers and partners to encourage this transition. The Warehouse ISR directs a gradual transition through a phased-in approach that allows warehouses both time to phase in the use of zero emission trucks and offers flexibility in achieving WAIRE points obligations through other projects such as installing zero emission charging or fueling infrastructure, installing onsite solar panels, or through the use of an approved custom approach. As this is a first-of-its-kind regulation striving to encourage rapid uptake of vehicles that are in the early stages of pre-commercial or early commercial deployment, GM also believes the proposed stringency factor is appropriate to encourage this transition while providing needed flexibilities. Implementing this regulation now – in conjunction with complementary policies such as incentives and infrastructure support – will likely speed up the transition to cleaner air quality directly in the communities where warehouses are abundant providing a better quality of life for our employees and neighbors. As such, GM supports South Coast Air Quality Management District's innovative approach to begin the

transition to zero emission trucks in the region through the implementation of Proposed Rules 2305 and 316.

RESPONSE: Thank you for your comments.

Community Meeting 2/17/2021		
Question #	Question	Answer(s)
1	Online Feedback Form: https://bit.ly/3b06qKb	This is the link to the online feedback form to submit comments to South Coast AQMD staff.
2	Reading PR2305, what does alternative energy generation mean?	Power generation systems such as solar or
3	Is there a problem with the audio?	resolved
4	Would you please repeat the rule numbers? Thanks	PR 2305 and PR316
5	https://www.menti.com/6jbgd421r	live answered
6	I'm from Moreno Valley	Thank you
7	I'm in Yorba Linda	Thank you
8	fyi - easier for all to POST the URLs in a chat window as an active link vs. forcing the constituents to type obscure url	thank you
9	don't see poll	sorry it maybe a technical difficulty due to the zoom version or the device
10	to bad we cant pick more then one..	thank you
11	live near; air quality	thank you We apologize for the inconvenience, we will consider your comments for future presentations. If you are access by a smart phone, you may be able to zoom into the text
12	ok hard to see for us seniors	live answered
13	If we go all or mostly EV, what are we going to do with the old batteries?	The slides were emailed with the meeting notification, but if you would require me to resend them please email me at vjuan@aqmd.gov . They are also available at aqmd.gov/fbmsm
14	Is it possible to get the slides emailed?	There will be open discussion at slide 27
15	How do we participate in public comment tonight during your meeting?	live answered
16	For those that would like to zoom in for better viewing on PC:	
17	I hope the slides will be available after the meeting. They have valuable information	live answered
18	Depending on your version of Zoom, you can go to view options at the top, then you can click on Zoom ratio to zoom in or out at different levels	live answered
19	Can you send a link to the slide presentation	http://www.aqmd.gov/docs/default-source/planning/fbmsm-docs/warehouse-isr-community-meeting-02-17-2021.pdf?sfvrsn=14
20	Do you monitor how many companies leave your district due to your regulations?	www.aqmd.gov/fbmsm
21	I think the translation should read "Ganan anualmente "WAIRE" puntos"... aguja means pointy... we appreciate the spanish though	live answered
22	Concerns with transfers from facilities in impacted communities to other communities. I understand what you are talking about but overburdened communities do not need more impacts, period.	live answered
23	Could a warehouse comply with the rule by simply installing filters and not reducing any emissions?	live answered
24	why is there such a wide range for annual cost of compliance?	live answered
25	Will planned facilities be required to show full compliance planned before construction begins on any new facility?	live answered
26	Is there a cap on warehouses in any given area? If not why.	live answered
27	https://www.menti.com/tdtzwfjhqc	live answered
28	How are the public health benefits quantified?	live answered
29	Sorry, I don't see the question at that link	live answered
30	My answers:	live answered
31	Clean air quality	live answered
32	Great online tool. It's fun to see what everyone's priorities are.	live answered
33	I have been following SCAQMD for the last 3 years. Have you ever not followed a rule after going this far in the rule	live answered
34	Would you please notify me when the socio-economic impact study is available? My email address is on file with the SCAQMD. I have another meeting starting now so I need to leave. Thank you.	Yes, we will make sure you are notified.
35	Appreciate extra CEQA compliance, thoughtful	live answered
36	Last question for me. What about alternative fuels like CNG and Propane. They both have low NOx engines.	live answered
37	No thanks, I am just here to listen to community input	live answered
38	Thank you everyone for your participation tonight. Your feedback is critical to this rule making. Best, Senator Vanessa Delgado (ret)	live answered
39	Thank you for your transparency and availability.	live answered
40	We need her to do more then listen to community... actions please!!! folks in her region are dying dour to poor air due"	live answered
41	due"	live answered
42	Rutherford please stand with community folks are dying!!	live answered
43	I am so excited to see AQMD board members here tonight and hope that they can take action. We need them to pass a strong rule to build a future for cleaner air and green jobs. Big warehouses need to be regulated many of which are pollute and are near impacted communities, this will not kill jobs or hurt our economy goods movement has already grown so much! AQMD and others have done the research communities we work with?	Thank you
44		http://www.aqmd.gov/docs/default-source/planning/fbmsm-docs/warehouse-isr-community-meeting-02-17-2021.pdf?sfvrsn=14
45	Can you post the location of tonight's slides? Thank you.	live answered
46	please pass a strong Indirect Source Rule!!!!	You can find them at our website www.aqmd.gov/fbmsm here's also the direct link: http://www.aqmd.gov/docs/default-source/planning/fbmsm-docs/warehouse-isr-community-meeting-02-17-2021.pdf?sfvrsn=14
47	Thank you AQMD.	

PR 2305 Public Workshop 2/16/2021									
Question Details									
#	Question	Answer(s)							
1	Will the slides be available for download?	Slides are available at www.aqmd.gov/fbmsm							
2	Thank you.	Our pleasure.							
3	Can you speak slower and more clearly please	Will do							
4	Please speak slower please .	Will do							
5	Appreciate slowing down a bit. Thanks	Will do							
6	Will this be recorded and recording available for access later on?	Yes. The meeting is being recorded and will be posted online in the coming days.	www.aqmd.gov/fbmsm						
	Comment for next zoom meeting: it is very hard to read slides, when 2 slides are displayed at the same time.	challenge with presenting two languages at the same time. We will continue to identify other possibilities for future meetings.	change your view options to 300% and focus on just either english or spanish.	150% works as well					
7	purchase since the tonnage taken for such a rule is based on use? How do you avoid double counting?	You can follow along with slides that only show one language, available at www.aqmd.gov/fbmsm							
8	Do docks without doors count toward the square footage?	live answered							
9	Do docks without doors count toward the square footage?	live answered							
10	How do you know how many WAIRE points you will need per year?	live answered							
11	Does this rule apply with warehouse without fleet trucks?	live answered	Thank you, Vera.	Sorry, wrong place!					
12	When do you envision going to warehouses below 100,000 square feet?	live answered							
13	thank you	live answered							
14	How long are banked WARE points usable? Are the banked points discounted over time?	live answered							
15	Can one use nature based NOx reduction solutions to achieve WAIRE points under custom plan	Can you clarify what you mean by "nature based"?							
	Will custom plan approvals be appealable to the Hearing Board? Is there any public review process for these custom plans?	Custom plan approvals (or denials) may be appealed under South Coast AQMD Rule 216, as provided in Rule 221.	Thank you, Vera.	Err... Veera. (Sorry, auto correct)	No problem!		Custom plans will also be released for public review at least 30 days prior to approval by the Executive Officer.	That is great, Ian. Hopefully, there will be a subscription list or place where people can track these.	Well done.
16	Has SCAQMD done any surveys of warehouses to find out how heavily warehouses will rely on payment of mitigation fees rather than changing to ZE trucks?	live answered							
17									
18	If a warehouse greater than 100,000 square feet changes use would the warehouse no longer be to required to earn WAIRE points?	live answered							
19	1) What is the proposed marketing approach to let business owners about this change?	live answered							
20	2) Will NZE trucks be allowed to mitigate fees until 2050 (state mandate to go all electric)?	live answered							
21	Can you earn waire points for zero emission forklifts operating within the warehouse	live answered							
22	What cost estimates or modeling have been made for an "average" 100,000sf warehouse to comply with this rule?	live answered							
23	Would a warehouse/land owner AND a contracted operator BOTH need to meet WAIRE point requirements for the same location?	live answered							
24	3) Is there a reason why an electric charging station counts towards the WAIRE points menu but not Natural Gas Station using 100% renewable natural gas?	live answered	Thank you.	live answered					
25	What if a facility resides in a shared location(2 separate companies in a single building)? Would we be subject to our facilities square footage, or the entire locations square footage?	live answered							
26	At an airport, a truck may visit several warehouses before departure. How would that truck trip be	live answered							
27	Tonight's meeting is called a public workshop, tomorrow's a community meeting - will they differ in terms of content provided by AQMD?	live answered							
28	What is the policy reasoning for excluding NZE yard trucks from earning points under the proposal?	live answered							
29	To verify, when a truck leaves a warehouse on a route and returns to the same warehouse later, does it count 1 time(per route) or 2 times(1 for exit gate and 1 for entering gate)?	live answered	Apologize, I must of missed this. Does it count as 1 or 2?	Must have missed this as well. Can this be touched on again?					
30	Is there consideration of greater than 12 month compliance period if electrical infrastructure upgrades are needed to be installed by a utility provider in order for an operator earn WAIRE points (i.e., utility upgrades or new service for chargers or solar, etc)	live answered							
31	Can warehouses earn WAIRE points for actions already taken? (i.e., building has solar or already installed EV chargers)	live answered							
32	Is it possible for a warehouse operator to meet the WPCO exclusively through non-truck related measures? If not, how does AQMD envision operators that do not own or operate the trucks that visit their facility achieving compliance?	live answered							
33	Can a warehouse operator avoid most reporting requirements by having only zero emission equipment and allow only zero emission trucks to visit the warehouse?	live answered							
34	Trees, plants or micro-forests projects at the warehouse that might uptake and reduce NOx	live answered							
35	Where are these slides posted on the SCAQMD website?	Slides are available at www.aqmd.gov/fbmsm							
		staff report starts at page 17:							
36	Would you please briefly explain the legal authority for the ISR rule?	http://www.aqmd.gov/docs/default-source/planning/fbmsm-docs/preliminary-draft-							
37	Are the reporting fees per warehouse address?	live answered							
38	Can you repeat SLOWLY what are the costs per year to the average warehouse?	live answered							
39	How does the equipment subsidy via the incentive fund work for someone wishing to purchase new equipment?	live answered							
40	when is the vote on this scheduled? If passed, what is the expected date for this to be	live answered							
41	Can you explain again slowly how you calculated the NOx reductions?	live answered							
42	That honestly does not seem overly expensive at all. Seems quite reasonable for industry. What is costs prove to be higher will we be evaluating over time?	live answered							
43	Does an owner of multiple warehouses report individually for each warehouse	live answered							
44	If a contiguous or connected warehouse building(s) has two or more addresses - how do you report?	live answered							
45	Adoption in April would require initial notifications two months later - June of this year?	live answered							
46	warehouse would be due Aug 2, 2022, but would utilize real-world truck trip data beginning July 1, 2021.	live answered							
47	If a truck leaves a yard at start of day and returns at end of day, is that considered one trip or two? Is it a trip every time it goes through the gate or every round trip?	live answered							
48	how will the fee be collected? will the business owner be sent an invoice? will these fees be collected as property taxes with liens placed on the property?	live answered							
49	(clarification) what if a company does not comply with payments of fees. What is the process to	live answered							
50	Thank you.	live answered							
51	Will the District provide a template for truck trip recordkeeping for warehouses to use?	live answered							
52	Does this rule go to a public vote?	live answered							
53	Will these slides be posted on the web after your presentation is finished today?	live answered							
54	On page 20 of presentation; it mentions "table 2 annual variable" for calculation of WPCO. Which page has table 2?	live answered							
55	Thank you for the presentation.								
56	Thanks Ian and Victor								

Response to Comment Letter #27 – Rail Cents -01/20/2021 and 02/19/2021

Response to Comment 27-1

Thank you for your interest in the warehouse ISR development process, and for bringing your comments to our attention. The concept of introducing direct pick-up and drop-off of large lot shipments in urban areas would require participation by the large railroads and use of Tier 4 locomotives or cleaner to achieve emissions benefits.⁸⁰ PR 2305 is applicable to warehouse operators, many of which do not have access to rail lines in order to invest in rail sidings. Based on the lack of availability for warehouse operators to access rail lines and the commercial availability of NZE or ZE locomotives, this concept will not be added to the WAIRE Menu. Warehouse operators that have projects that are site- or business model-specific which were not analyzed for the WAIRE Menu, can propose the concept in a Custom WAIRE Plan application, and if approved the warehouse operator may earn WAIRE Points.

Response to Comment 27-2

Thank you for acknowledging South Coast AQMD's leading efforts in incentivizing cleaner locomotives and funding the demonstration of the ZE battery locomotive.

Response to Comment 27-3

As stated in Response to Comments 27-1, railroading concepts will not be included in the WAIRE Menu as most warehouse operators do not have access to rail lines and the NZE and ZE locomotive technology is not commercially available. As with other site or business model specific concepts, warehouse operators can propose the concept as a Custom WAIRE Plan application.

Response to Comment 27-4

Staff appreciates the time and information provided regarding locomotive technology and railroad insight.

Response to Comment 27-5

Thank you for providing the reasons and benefits of using cleaner locomotives over trucks.

Response to Comment 27-6

Staff appreciates the effort made to explain where the rail side track concept may fit in the WAIRE Menu, but as stated in previous response to comments the concept will not be included in the WAIRE Menu. This concept could be proposed by warehouse operators as a Custom WAIRE Plan application.

Response to Comment 27-7

Thank you for your interest in the warehouse ISR development process, and for bringing your comments to our attention.

⁸⁰ <https://ww2.arb.ca.gov/resources/fact-sheets/draft-truck-vs-train-emissions-analysis>

Response to Comment Letter #28 – Earthjustice - 02/19/2021

Response to Comment 28-1

Thank you for your interest in the warehouse ISR development process, and for bringing your comments to our attention.

Response to Comment 28-2

It is recognized that the COVID-19 pandemic has added to the health impacts faced by communities already burdened by poor air quality. The logistics and warehouse industry have increased their activity while hitting record cargo volumes in the ports. This has in turn increased the public health burden on those same communities.

Response to Comment 28-3

PR 2305 is anticipated to get significant reductions at the recommended stringency of 0.0025 WAIRE Points per WATT phased-in over three-years. Based on the analysis of 18 WAIRE Menu scenarios, PR 2305 could achieve NOx reductions in the range of 2.5 – 4 tons per day beyond CARB Rules, which is 10-15% reductions from baseline of both NOx and PM. While CARB's strategies are targeting dates in 2035 and 2045, PR 2305 would get immediate reductions as soon as 2023. Further analysis on other stringencies within the range of the CEQA analysis and relocation was conducted, however a screening analysis of the commenter's proposed tripling of the recommended stringency indicates that it could require NZE/ZE truck sales to significantly surpass the limited number of new NZE and ZE truck sales projected by CARB modeling, and could lead to some warehouses relocating to other areas outside South Coast AQMD. As currently proposed, the WAIRE Menu contains ZE yard trucks, ZE charging/fueling infrastructure, and ZE on-road trucks as potential compliance options. The methodology to determine WAIRE Points for each WAIRE Menu item (ZE or NZE) is included in the WAIRE Menu Technical Report included as Appendix B to the Final Staff Report.

Response to Comment 28-4

Thank you for your interest in the warehouse ISR development process, and for bringing your comments to our attention.

Response to Comment Letter #29 – RRC - 02/17/2021

Response to Comment 29-1

Thank you for your interest in the warehouse ISR development process, and for bringing your comments to our attention.

Response to Comment 29-2

PR 2305 is intended to reduce emissions to meet federal and state air quality standards for ozone and fine PM, facilitate emission reductions from other regulations and policies, and reduce emissions and exposures for local communities surrounding warehouses. The WAIRE Menu provides nearly three dozen NZE and ZE technologies that will reduce emissions or reduce exposure to benefit both the community and the logistics industry workers.

Response to Comment 29-3

The commenter's support for PR 2305 is appreciated.

Response to Comment 29-4

PR 2305 as proposed is expected to result in about 2.5 – 4 tons per day of needed NO_x emission reductions, that would result in a 10-15% reduction of the baseline emissions which will assist in meeting the federal and state air quality standards. PR 2305 is designed to address local and regional air pollution, but climate benefits are expected as well with a transition to lower carbon intensity fuels like electricity.

Response to Comment 29-5

Staff is recommending a stringency a 0.0025 WAIRE Points per WATT, which was a result of a thorough analysis of 18 WAIRE Menu scenarios. These scenarios looked at the emissions and the available technology production, a relocation study, and a socioeconomic analysis. The recommend stringency of 0.0025 WAIRE Points per WATT results in significant emission reductions and facilitates emission reductions from other related rules and regulations. A screening analysis of the commenter's proposed tripling of the recommended stringency indicates that it could require NZE/ZE truck sales to significantly surpass the limited number of new NZE and ZE truck sales projected by CARB modeling, and could lead to some warehouses relocating to other areas outside South Coast AQMD. The mitigation fee of \$1,000 per WAIRE Point is not intended to be a "pay-to-pollute" scheme as the funds from the optional mitigation fee would be pooled to subsidize incentives for NZE and ZE trucks and ZE charging infrastructure back in the communities surrounding the warehouse that paid the mitigation fee. Based on the analysis conducted during rulemaking, the \$1,000 per WAIRE Point value is similar to other WAIRE Menu actions and investments in any one year, but would be a higher cost option over time as it would not allow warehouse operators to make early investments that could lead to cheaper compliance options later.

Response to Comment 29-6

As currently proposed, the WAIRE Menu contains ZE yard trucks, ZE charging/fueling infrastructure, and ZE on-road trucks as potential compliance options. NZE on-road trucks options are also present in the WAIRE Menu as many warehouse operators may find this technology choice better fits their operations. These NZE on-road trucks provide a 90% or better

NOx emission reduction compared to diesel engines, and will assist with meeting the federal ozone attainment goals and provide public health benefit to the local communities surrounding the warehouses. Job impacts from PR 2305 will be included in the socioeconomic analysis.

Response to Comment 29-7

Thank you for your interest in the warehouse ISR development process, and for bringing your comments to our attention.

Response to Comment Letter #30 – Origin Engines - 02/18/2021

Response to Comment 30-1

Thank you for your interest in the warehouse ISR development process, and for bringing your comments to our attention.

Response to Comment 30-2

The WAIRE Menu includes both NZE and ZE on-road truck acquisition and use, but the WAIRE Menu only includes ZE yard trucks. There are key policy reasons supporting why ZE yard trucks are the only option considered. First, in the on-road sector ZE trucks are not at the same stage of commercial development as NZE trucks, which have been operating in commercial service for several years, especially for Class 8 trucks. However, ZE yard trucks are commercially available today and have been operating at warehouses since 2015. Additionally, because ZE yard trucks are located at an individual facility, they are well-suited to serve as an early beachhead for the longer term development of ZE vehicle solutions.⁸¹ By focusing PR 2305 on ZE yard trucks, warehouse operators are introduced to ZE technology to see how it works in their operations.

Further, because yard trucks primarily stay at the warehouse facility, their emissions can have a disproportionate impact on communities surrounding warehouses compared to on-road trucks with emissions miles away from a facility while traveling between destinations. Many yard trucks idle as part of their operation at warehouse facilities, and the switch to ZE yard trucks would benefit public health of the communities surrounding the warehouse by not being burdened by idling emissions. Although NZE engines have lower emissions than their conventional diesel counterparts, they do still have tailpipe emissions. Finally, although the commenter states that NZE yard trucks exist, there is no acknowledgement that yard trucks come in both on-road and off-road varieties. While propane or natural gas on-road yard trucks can meet CARB's standards for NZE, CARB currently does not have a certification standard for NZE off-road purposes. It is not clear how a default NZE definition would apply in the off-road setting. Nonetheless, a CEQA alternative has been included that evaluates additional NZE compliance options (including for yard trucks) within PR 2305. Further, the Final Staff Report and the accompanying WAIRE Implementation Guidelines now explicitly allow NZE yard trucks to earn WAIRE Points through a Custom WAIRE Plan, and example calculations that warehouse operators could use are included.

Response to Comment 30-2

Thank you for your interest in the warehouse ISR development process, and for bringing your comments to our attention. Staff has noted that Origin Engines is a developer of NZE engines for use in off-road applications.

⁸¹ https://globaldrivetozero.org/public/The_Beachhead_Model.pdf

Response to Comment Letter 31 – Long Beach Area Chamber of Commerce - 02/22/2021

Response to Comment 31-1

Thank you for your interest in the warehouse ISR development process, and for bringing your comments to our attention. See Master Response 4 for a discussion on the warehousing industry during the COVID-19 pandemic.

Response to Comment 31-2

PR 2305 is a part of the targeted strategy to reduce regional and local NO_x and PM emissions toward meeting the federal ozone standards for 2023 and 2031, meeting federal PM 2.5 standards, meeting state standards for ozone and PM 2.5, and for improving public health. The most recent version of the PR 2305 rule language released April 7, 2021 addresses the commenter's concerns regarding rule implementation dates. The first compliance date requiring the submission of the Warehouse Operations Notification is September 1, 2021, an informational report to be submitted by the warehouse owner requiring basic warehouse information including the square footage information on the warehouse, the tenant(s), lease duration, and contact information. The first compliance period for the largest warehouse operators to earn WAIRE Points begins on January 1, 2022. Warehouses will be phased into PR 2305 based on size over three years and once in, there is a three-year phase-in of the rule stringency.

Response to Comment 31-3

The potential costs stated by the commenter are inaccurate and as potential cost ranges are significantly lower. The commenter did not mention that the growth of the warehousing industry has continued during the COVID-19 pandemic. See Master Responses 1, 5, and Socioeconomic Impact Assessment (SIA) for a discussion on the potential costs of PR 2305 and economic impacts.

Response to Comment 31-4

See Master Response 2a through 2c for a discussion on feasibility.

Response to Comment 31-5

See Master Response 2d for a discussion of available technology on the WAIRE Menu.

Response to Comment 31-6

See Master Response 4 and 5 for discussions on the warehousing industry and economic impacts.

Response to Comment 31-7

See Master Response 4 and 5 addressing economic uncertainty related to goods movement during the COVID-19 pandemic.

Response to Comment 31-8

See Master Response 6 and the Socioeconomic Impact Assessment for a discussion on the jobs impacts of PR 2305.

Response to Comment 31-9

See Master Response 7 and Response to Comment Letters 39, 40, and 44 for discussion of South Coast AQMD legal authority.

Response to Comment 31-10

Thank you for your interest in the warehouse ISR and your comments. This letter and responses will be provided to the South Coast AQMD Governing Board.

Response to Comment Letter 32 – Clean Energy - 02/25/2021

Response to Comment 32-1

Thank you for your interest in the warehouse ISR development process, and for bringing your comments to our attention. The estimated emission reductions from the proposed rule are included in the Final Staff Report in Tables 15 and 16. These anticipated emissions reductions will help the region get closer to reaching attainment of federal and state air quality standards. Additional detailed responses are included below.

Response to Comment 32-2

The WAIRE Menu offers nearly three dozen actions and investments that warehouse operators and owners may choose to satisfy the warehouse operator's WPCO. Some WAIRE Menu items involve acquiring equipment which does not directly result in emission reductions but it does support other WAIRE Menu items and will enhance the effectiveness of other regulations and policies that will help result in the reduction of emissions necessary to attain federal and state air quality standards. This includes options such as installing zero emission fueling and charging infrastructure, installing TRU plugs, and installing solar panels. WAIRE Points are calculated with three components: the incremental cost relative to conventional technologies, the estimated NOx emissions reduction, and the estimated diesel particulate matter emission reduction. The cost is a critical component to ensure that the level of effort for warehouse operators is taken into account when assigning WAIRE Points to an action. Further, because some WAIRE Menu items on their own will not result in emission reductions (e.g., ZE charging/fueling infrastructure) but instead facilitate emission reductions from other actions, including the cost allows a common metric that can be used to compare all WAIRE Menu items. Although other schemes could have been used to determine the WAIRE Point value for each action, the proposed approach is considered the most appropriate balance of all of the needs of the proposed rule. The approach of including the cost is uniformly applied to all WAIRE Menu options and does not disincentivize the market of cost-effective emission reductions. In fact, some NZE truck options that the commenter advocates are found to be more cost effective options with the current approach than ZE options. Costs for third party visits from Class 8 NZE trucks are anticipated to be \$0.12/sf/yr while third party visits from Class 8 ZE trucks are anticipated to be \$0.14/sf/yr (see Table 20 in the Final Staff Report).

Response to Comment 32-3

While emission reductions are a critical consideration when determining the WAIRE Point value for each action, they are not the only consideration. The level of effort needed to implement the action, the ability of the action to facilitate emission reductions from other regulations and policies, and the ability of incentive funding to be used with PR 2305 are also important considerations. The structure of the proposed WAIRE Points system allows all of these additional considerations to be included, while also furthering the primary objective of reducing regional and local emissions. As shown in the WAIRE Menu Technical Report (Appendix B of the Final Staff Report), ZE and NZE technologies are treated equally using the proposed approach. Although other schemes could have been used to determine the WAIRE Point value for each action, the proposed approach is considered the most appropriate balance

of all of the needs of the proposed rule. See Response to Comment 32-2 for additional discussion.

Response to Comment 32-4

ZE yard trucks are commercially available and have been in commercial service for several years at local warehouses who have expressed no issues with their usage. ZE yard trucks have no tailpipe emissions which provide both 100% NO_x and DPM emission reductions which improves the public health in the communities surrounding warehouses as ZE yard trucks do not cause emissions from idling.

The WAIRE Implementation Guidelines have been updated since this comment letter was submitted. In the recent version released on April 7, 2021, NZE yard trucks using renewable fuels can earn WAIRE Points in a Custom WAIRE Plan. Using the calculation methods for ZE yard trucks and NZE on-road trucks, the evaluation process for NZE yard trucks will follow a streamlined approach.

Response to Comment 32-5

While NZE trucks are allowed in PR 2305 (and are an attractive compliance option), NZE fueling infrastructure has not been included. This is in part due to a desire to work towards state ZE goals, and also because previous statements from the natural gas industry, and implied statements from this comment letter, have identified that government support is not needed for the fueling infrastructure for widespread deployment of natural gas fueled NZE trucks other than policy and funding support for the trucks themselves.⁸² These previous comments have also stated that the natural gas industry is ready to quickly scale up fueling infrastructure to meet the demands of the trucking industry in southern California, and has a track record of previous successful rapid station developments by constructing 70 stations within one year.

Response to Comment 32-6

While emission reductions are a critical consideration when determining the WAIRE Point value for each action, they are not the only consideration. The level of effort needed to implement the action, the ability of the action to facilitate emission reductions from other regulations and policies, and the ability of incentive funding to be used with PR 2305 are also important considerations. The structure of the proposed WAIRE Points system allows all of these additional considerations to be included, while also furthering the primary objective of reducing regional and local emissions. As shown in the WAIRE Menu Technical Report (Appendix B of the Final Staff Report), all technologies are treated equally using the proposed approach. Although other approaches could have been used to determine the WAIRE Point value for each action, the proposed approach is considered the most appropriate balance of all of the needs of the proposed rule. See Response to Comment 32-2 for additional discussion.

Response to Comment 32-7

⁸² <https://cngvc.org/wp/wp-content/uploads/2017/04/ACT-Now-Plan-Final.pdf>, pg. 14, <https://cleanairactionplan.org/documents/2018-draft-drillage-feasibility-assessment-public-comments.pdf>, letters at pg. 14 and 47

PR 2305 is not contrary to the 2016 AQMP. PR 2305 includes both NZE and ZE options that warehouse operators can choose to earn WAIRE Points. In some instances, NZE options are more cost-effective than ZE options (e.g., third party Class 8 truck visits), whereas other instances are the opposite (e.g., third party Class 6 truck visits). There are many considerations incorporated into the proposed rule, and the proposed approach strikes the most appropriate balance to achieve cost-effective emission reductions, while facilitating other regulations and policies throughout the state, and providing flexibility for warehouse operators to tailor the options to their specific operation.⁸³

⁸³ Note that the cited resolution language by the commenter applies to incentive programs, not regulations.

Response to Comment Letter 33 – Carson Dominguez Employers Association - 03/01/2021

Response to Comment 33-1

Thank you for your interest in the warehouse ISR development process, and for bringing your comments to our attention. See Master Response 4 for responses on the warehousing industry during the COVID-19 pandemic.

Response to Comment 33-2

See Master Response 7 for a discussion of legal authority.

Response to Comment 33-3

See Master Responses 1, 5, and the Socioeconomic Impact Assessment (SIA) for a discussion on the potential costs of PR 2305 and economic impacts.

Response to Comment 33-4

See Master Response 2a through 2c for a discussion on feasibility.

Response to Comment 33-5

See Master Response 2d for a discussion of available technology on the WAIRE Menu.

Response to Comment 33-6

See Master Response 4 and 5 for discussions on the warehousing industry and economic impacts.

Response to Comment 33-7

See Master Response 4 and 5 addressing economic uncertainty related to goods movement during the COVID-19 pandemic.

Response to Comment 33-8

See Master Responses 1 and 6 and the SIA for discussion on job and economic impacts.

Response to Comment 33-9

Thank you for your interest in the warehouse ISR and providing your comments.

Response to Comment Letter –34-Weber – 3/1/2021

Response to Comment 34-1

Thank you for your interest in the warehouse ISR development process, and for bringing your comments to our attention. See Master Responses 5 and 6 for responses on concerns on the warehousing industry and the economy, and the potential for relocation of warehousing.

Response to Comment 34-2

See Master Response to Comments 1, 5, 6, and 9 for discussion of economic and job impacts of PR 2305, as well as the emissions from the state's goods movement industry.

Response to Comment 34-3

PR 2305 offers flexibility by providing 32 WAIRE Menu options, a Custom WAIRE Plan option, and an optional mitigation fee that warehouse operators may choose from to comply with PR 2305. No warehouse operator is required to pay a mitigation fee. See Master Responses 1 and 8 for responses to the costs of PR 2305 and concerns on being a duplicative effort.

Response to Comment 34-4

See Master Response to Comments 8 for a discussion of recent and upcoming CARB regulations, and how PR 2305 is not duplicative with their efforts. See Master Response to Comments 1 and 5 for discussion of costs and economic impacts. See Master Response to Comments 3 for a discussion of air quality benefits.

Response to Comment 34-5

See Master Response to Comments 8 for a discussion of recent and upcoming CARB regulations, and how PR 2305 is not duplicative with their efforts. See Master Response to Comments 1 and 5 for discussion of costs and economic impacts. See Master Response to Comments 3 for a discussion of air quality benefits including what was presented at the referenced meeting.

Response to Comment 34-6

Thank you for your interest in the warehouse ISR and providing your comments. See Master Response to Comments 8 for a discussion of recent and upcoming CARB regulations, and how PR 2305 is not duplicative with their efforts. See Master Response to Comments 7 for a discussion of South Coast AQMD legal authority. Staff developed PR 2305 and PR 316 through a thorough public process. Following the Board's approval of the 2016 AQMP, staff initiated a year-long process to identify potential voluntary measures to address emissions from warehouses that included five working group meetings. As no viable voluntary measures were identified during that process, the Board directed staff to initiate rulemaking in May 2018. Staff subsequently has conducted 12 working group meetings, two community meetings, seven updates to the Mobile Source Committee and two updates to the full South Coast AQMD Governing Board. Staff has also conducted dozens of warehouse site visits, presented updates of the proposed rule to numerous outside organizations such as Councils of Governments and trade

associations, and had hundreds of meetings with individual businesses, governments, and community members during development of the proposed rules.

Response to Comment Letter 35 – United - March 2, 2021

Response to Comment 35-1

Thank you for your interest in the warehouse ISR development process and for bringing your comments to our attention.

Response to Comment 35-2

See Master Response to Comments 7 for discussion of legal authority. The comment contends that PR 2305 is preempted by the Airline Deregulation Act (“ADA”). Courts apply the same preemption analysis under the ADA that they apply under the Federal Aviation Administration Authorization Act (“FAAAA”). *Ward v. United Airlines, Inc.*, 986 F.3d 1234, 1243 n.2 (9th Cir. 2021). The District has responded to other comments contending that PR 2305 is preempted by the FAAAA, and those responses apply fully here. *See* Responses to Comments 44-4, 106-1, 106-2.

Response to Comment 35-3

The comment incorrectly represents what was agreed to in the airport MOU’s.⁸⁴ The MOU’s do not contain any provision which restricts South Coast AQMD from applying PR 2305 to warehouses, even if they are in some way related to airports.⁸⁵ To the contrary, during the development of the MOU’s staff clarified repeatedly that warehouses associated with airports would not be included in the MOU’s and would instead be addressed in PR 2305. For example, the minutes to the November 15, 2019 Mobile Source Committee record the following discussion:

“Mayor Pro Tem McCallon inquired whether airport tenants engaged in cargo operations at Ontario airport are aware of the proposed Indirect Source Rule (ISR) for warehouses which would affect cargo trucks operating at the airport. Dr. Philip Fine, Deputy Executive Officer/Planning, Rule Development, and Area Sources, confirmed that they are aware of the ISR and have requested to be under the ISR instead of the airport MOU.”⁸⁶

Further, the comment states that the CEQA analysis does not analyze the potential impacts of PR 2305 on the existing airport MOU’s and Air Quality Improvement Plans (AQIP’s) [also called Air Quality Improvement Measures (AQIM’s) in the MOU’s]. As stated above, PR 2305 is not in conflict with the MOU’s, and in fact was anticipated during the development of the MOU’s. Therefore, there is no impact to the MOU’s or the AQIP’s/AQIM’s included

⁸⁴ All airport MOU’s are available here: <http://www.aqmd.gov/home/air-quality/clean-air-plans/air-quality-mgt-plan/facility-based-mobile-source-measures/commercial-airports-mous>

⁸⁵ Rather, the MOU’s explicitly state the opposite: “Nothing in this MOU is intended or shall be interpreted to apply to: (1) any source that is not specifically identified in the MOU Measures, or (2) the operation of any source that is not specifically identified in the MOU Measures.” Warehouses are not included in the MOUs., For example, see section (I)(C)(3)(a) here: <http://www.aqmd.gov/docs/default-source/clean-air-plans/air-quality-management-plans/facility-based-mobile-source-measures/mou-la-department-of-airports.pdf>

⁸⁶ <http://www.aqmd.gov/docs/default-source/Agendas/Governing-Board/2019/2019-dec6-021.pdf>

within them, and the analysis included within the Final Environmental Assessment accurately analyzes and discloses the potential environmental impacts of the proposed project.

Response to Comment 35-4

See Master Response to Comments 2a through 2d. In addition, the compliance options that are available that are not related to on-road trucks include actions that either reduce NO_x (e.g., through the use of solar panels which reduce the reliance on power plants which emit NO_x), facilitate emission reductions from other measures (e.g., through ZE charging/fueling infrastructure that powers cars and trucks), or it reduces exposures to air pollution from trucks visiting their facility (e.g., through installation of filters in nearby schools, daycares, etc.).

Response to Comment 35-5

The definition of warehouse is appropriately designed and captures the range of facilities that PR 2305 is intended to cover. Staff is unaware of any buildings that are “connected to, or part of, other transportation centers (such as a port, commercial airport or rail yard)” that would be subject to PR 2305 that are not warehouses. For example, it is staff’s understanding that cargo facilities adjacent to airports clearly store “cargo, goods, or products on a short- or long-term basis for later distribution to businesses and/or retail customers.” [see PR 2305 (c)(27)] These facilities can be clearly distinguished from airport terminals. To the extent that an airport terminal stores any cargo, staff is unaware of any terminals in the South Coast AQMD that include more than 100,000 square feet for warehousing activities (the threshold in PR 2305 (d)(1) for earning WAIRE Points).

The commenter also refers to the terms “distribution” and “retail customer”. “Distribution” in the context of PR 2305 (d)(27) follows the common definition, for example for ‘distribute’ in the Merriam-Webster dictionary: “to give out or deliver especially to members of a group”.⁸⁷ “Retail customers” in the context of (c)(27) similarly follows common definitions found in Merriam-Webster for “retail”: “the sale of commodities or goods in small quantities to ultimate consumers” and “customer”: “one that purchases a commodity or service”.⁸⁸ Retail customers are distinguished from business in PR 2305 (c)(27) because some warehouses are used for distributing goods directly to retail customers (e.g., through e-commerce that delivers goods directly from a warehouse to an individual’s home), while others are used for distributing goods to stores, other warehouses, or an intermodal facility like a railyard (which are businesses). Indeed, some individual warehouses could be used for distribution to any of the businesses or retail customers listed above.

Finally, to the extent that a building stores cargo that does not utilize trucks for distribution of that cargo, then the WAIRE Points Compliance Obligation for the facility would be zero using the formula under PR 2305 (d)(1), and no WAIRE Points would need to be earned. The hypothetical example provided by the commenter may indeed have a short distance of travel

⁸⁷ <https://www.merriam-webster.com/dictionary/distribute>

⁸⁸ <https://www.merriam-webster.com/dictionary/retail>, <https://www.merriam-webster.com/dictionary/customer>

from a warehouse to a plane or train for one leg of the journey (e.g., inbound), but the other leg (e.g., outbound) may be to a more distant location using a truck.

Response to Comment 35-6

See Response to Comment 35-5 for a discussion of the definition of retail customer. The example cited in this comment appears to refer to distribution to a business rather than a retail customer (delivery from a warehouse near an airport to another warehouse near another airport, regardless of who ultimately picks up or drops off the goods at each warehouse). If the proposed service of the commenter ('United Cargo') allows shipment of goods dropped off at an airline terminal and picked up at another airline terminal, then the size threshold of PR 2305 would need to be evaluated to determine whether the facility has more than 100,000 square feet used for warehousing activity when determining if the operator needs to earn WAIRE Points [see PR 2305 (d)(1)]. Staff is unaware of any airline terminal that meets this criteria, or of any operator within a terminal that operates more than 50,000 square feet within the terminal for warehousing activities.

The definition in (c)(27) is purposefully written so as not to place the commenter's proposed limits on the applicability of the definition or PR 2305.

Response to Comment 35-7

The commenter's statement that LAX could be a warehouse facility under PR 2305 is correct, and the proposed definition for warehouse facility is meant to reflect this situation. LAX is either a 'warehouse facility owner' or 'warehouse land owner' under PR 2305 (the exact ownership relationship is not clear at this time, but would be reported if PR 2305 is approved). However, the comment regarding the obligations for reporting on a warehouse facility under PR 2305 (d)(7) is not the intent. PR 2305 (d)(7) is proposed to be clarified to state:

Warehouse operators shall submit an Initial Site Information Report in the manner specified in paragraph (e)(2) no later than July 1 of the year that they must submit their first annual WAIRE Report for their operations at that warehouse facility,

This is the only instance within PR 2305 staff identified where a clarification based on the definition for 'warehouse facility' is necessary. The requirements throughout the rest of PR 2305 are clear with regards to warehouse owner compared to warehouse operator obligations. Further, the suggestion to incentive owners to earn WAIRE Points in multi-tenant situations is not included because warehouse owners who are not operators do not have day-to-day control of activity at a warehouse. There may be situations where warehouse operators and owners will need to cooperate to earn WAIRE Points (e.g., for upgrades to a building like some charging/fueling infrastructure or installation of solar panels that aren't already allowed in the tenant agreement), however not all WAIRE Menu options require the agreement of the warehouse owner. If a tenant is unable to come to an agreement with the warehouse owner, they will need to earn WAIRE Points in another way. However, it is anticipated that warehouse owners will be incentivized by the existence of the rule (if approved) to cooperate with warehouse operators in order to keep their warehouses competitive in the marketplace.

Response to Comment 35-8

PR 2305 uses truck trips as a metric for calculating the WPCO as VMT is a difficult metric to capture. Many trucking companies expressed concern about providing VMT as it relates to their proprietary business model, specific routes, and may disclose the warehouses and clients that their truck fleets visit. Further, if a truck visits multiple warehouses on the same route, it is unclear how much VMT to assign to each warehouse. Therefore, VMT is not included in PR 2305 except to the extent that it can be applied to Custom WAIRE Plans as described in PR 2305 (d)(4)(v).

The comment also expresses concern that an operator would be required to count truck trips to a facility, however PR 2305 (d)(1)(B) does not require this, nor does any other part of PR 2305. Operators are required to count truck trips to their warehouse, not a warehouse facility. To the extent there are multiple operators in a warehouse, they only are required to count truck trips to their operation.

Additionally, the comment states that a truck that visits the commenter's warehouse and another warehouse at LAX should not count as more than one trip. As discussed during follow up conversations with LAX staff and various airlines, this is impractical to track as it would require operators to know the origin and destination of every truck that visits their warehouse, as well as whether it left LAX at any point and subsequently returned. Further, LAX is a large property, and it is possible that a truck could travel about two miles in between warehouses just at LAX, without accounting for how far they travel once they leave the airport. The shorter truck trip distances between warehouse located close to one another have been included with other longer trip distances that trucks take by using the average truck trip length from SCAG's Regional Transportation Plan model. These averages allow for a reasonable estimate of potential emissions impacts from PR 2305, including in the development of the WAIRE Points system. The commenter has not provided evidence that the overall average trip length associated with warehouses located at an airport are substantially different than the average trip length used throughout the rest of the analysis in the Final Staff Report and its appendices, despite some of those truck trip lengths potentially being shorter.

Response to Comment 35-9

The comment states that an operator's WAIRE Points Compliance Obligation should be determined at the facility level if there are multiple warehouses at a facility. Each warehouse operator is required to determine their own WAIRE Points Compliance Obligation. Warehouse facility or land owners are not responsible for the day-to-day operations of their tenants. Staff is unaware of any viable means of determining the exact number of truck trips to every warehouse at a facility like LAX, whether those trucks are travelling between warehouses at LAX, and the extent to which those trucks are transporting goods from one warehouse at LAX for delivery at another warehouse at LAX. This last point is important because it is not clear if the trips between warehouses located as close as next door to each other at LAX that share a

truck trip are actually experiencing any overall reduced VMT. While the trip between the warehouses is short, the trip to the first warehouse may have been long. If goods are being transported from the first warehouse at LAX to the second warehouse at LAX, then the longer trip would have occurred to the second warehouse regardless of whether the truck visited the first warehouse or not.

Response to Comment 35-10

There are multiple methods for counting trucks allowed by PR 2305 and the WAIRE Implementation Guidelines. Updated language in the rule since the comment was submitted has added additional flexibility for warehouse operators to document the number of truck trips to their warehouses. For example, operators now must only use methods that provide a verifiable and representative record of truck trips. This allows for once per month trip counts, as well as systems like existing warehouse security protocols like security logs and/or security cameras to be used to count truck trips. See the WAIRE Implementation Guidelines section on Truck Trip Counts for Determining WPCO for additional details.

Response to Comment 35-11

The commenter's suggestion is already allowed under PR 2305 (d)(6)(C). A warehouse facility or land owner can opt in and earn WAIRE Points for any project completed using the WAIRE Menu or under an approved Custom WAIRE Plan at the warehouse facility and then transfer those WAIRE Points to any warehouse operator at that warehouse facility.

Response to Comment 35-12

The commenter's support for including an option for an in lieu mitigation fee in PR 2305 is appreciated. The mitigation fee has been set at a level that is designed to achieve approximately the same level of implementation as what a warehouse operator could do on their own using the WAIRE Menu in any particular year. However, the commenter's suggestion to add a feasibility test into determining what level the mitigation fee should be is not practical. For example, this feasibility test would likely require that South Coast AQMD staff to determine when a warehouse operator can arrange for third party visits from NZE and ZE trucks, and when that is infeasible. While this practice may be different than a warehouse operator's current practices, other warehouse operators have business models that allow this and can work within their operations. In addition, it is not clear under which conditions a warehouse operator not approving their tenant's proposed WAIRE Points project should be considered as a matter of infeasibility. While a tenant does not own a building, they do have the ability to negotiate with their landlord to find terms that work for both parties. By including a feasibility test, it may require South Coast AQMD staff to understand the details of those negotiations, which is not practical for thousands of operators, or desirable by industry.

Response to Comment 35-13

Thank you for your interest in the warehouse ISR and your comments.

Response to Comment Letter 36 - PriceTransfer – 3/2/2021

Response to Comment 36-1

Thank you for your interest in the warehouse ISR development process, and for bringing your comments to our attention. PR 2305 is a menu-based point system that offers nearly three dozen flexible options for warehouse operators to choose from to comply and has no requirement that warehouse operators or owners pay a mitigation fee. See also Master Response to Comments 1, 3, 8, and 10 for responses to concerns on the costs of PR 2305, concerns about air quality improvements achieved, concerns on duplicative efforts, and concerns about the mitigation fee.

Response to Comment 36-2

See Master Response to Comments 4 for a discussion of PR 2305 in relation to the COVID-19 pandemic.

Response to Comment 36-3

See Master Response to Comments 5 and 6 for discussion of concerns about the economy and concerns about job impacts. Warehouses are not anticipated to relocate out of the region due to PR 2305, as documented in a study commissioned by South Coast AQMD. Therefore, there is not expected to be any lost tax revenue from PR 2305. In addition, as documented in the Socioeconomic Impact Assessment, tax revenues could potentially increase due to the additional sales of NZE or ZE trucks, ZE charging and fueling infrastructure, etc. that are anticipated through warehouse operators complying with PR 2305.

Response to Comment 36-4

See Master Response to Comments 9 for the response to the comment that California has the cleanest supply chain.

Response to Comment 36-5

See Master Response to Comments 8 for a discussion of recent and upcoming CARB regulations, and how PR 2305 is not duplicative with their efforts. See Master Response to Comments 1 and 5 for discussion of costs and economic impacts. See Master Response to Comments 3 for a discussion of air quality benefits. See Master Response to Comments 7 for a discussion of South Coast AQMD legal authority.

Response to Comment 36-6

See Master Response to Comments 1, 3, and 8 for responses to concerns on the emission reductions from PR 2305, concerns on the costs of implementing PR 2305, and concerns that PR 2305 is duplicative. See Master Response to Comments 10 for discussion about PR 2305 being a funding mechanism.

Response to Comment 36-7

See Master Response to Comments 1, 3, and 8 for responses to concerns on the emission reductions from PR 2305, concerns on the costs of implementing PR 2305, and concerns that PR 2305 is duplicative. Thank you for your interest in the warehouse ISR and your comments.

Response to Comment Letter 37 - FCL – 3/2/2021

Response to Comment 37-1

Thank you for your interest in the warehouse ISR development process, and for bringing your comments to our attention. PR 2305 is a menu-based point system that offers nearly three dozen flexible options for warehouse operators to choose from to comply and has no requirement that warehouse operators or owners pay a mitigation fee. See also Master Response to Comments 1, 3, 8, and 10 for responses to concerns on the costs of PR 2305, concerns about air quality improvements achieved, concerns on duplicative efforts, and concerns about the mitigation fee.

Response to Comment 37-2

See Master Response to Comments 4 for a discussion of PR 2305 in relation to the COVID-19 pandemic.

Response to Comment 37-3

See Master Response to Comments 5 and 6 for discussion of concerns about the economy and concerns about job impacts. Warehouses are not anticipated to relocate out of the region due to PR 2305, as documented in a study commissioned by South Coast AQMD. Therefore, there is not expected to be any lost tax revenue from PR 2305. In addition, as documented in the Socioeconomic Impact Assessment, tax revenues could potentially increase due to the additional sales of NZE or ZE trucks, ZE charging and fueling infrastructure, etc. that are anticipated through warehouse operators complying with PR 2305.

Response to Comment 37-4

See Master Response to Comments 9 for the response to the comment that California has the cleanest supply chain.

Response to Comment 37-5

See Master Response to Comments 8 for a discussion of recent and upcoming CARB regulations, and how PR 2305 is not duplicative with their efforts. See Master Response to Comments 1 and 5 for discussion of costs and economic impacts. See Master Response to Comments 3 for a discussion of air quality benefits. See Master Response to Comments 7 for a discussion of South Coast AQMD legal authority.

Response to Comment 37-6

See Master Response to Comments 1, 3, and 8 for responses to concerns on the emission reductions from PR 2305, concerns on the costs of implementing PR 2305, and concerns that PR 2305 is duplicative. See Master Response to Comments 10 for discussion about PR 2305 being a funding mechanism.

Response to Comment 37-7

See Master Response to Comments 1, 3, and 8 for responses to concerns on the emission reductions from PR 2305, concerns on the costs of implementing PR 2305, and concerns that PR 2305 is duplicative. Thank you for your interest in the warehouse ISR and your comments.

Response to Comment Letter 38 - American Lung Association – 2/26/2021

Response to Comment 38-1

Thank you for your interest in the warehouse ISR development process, and for bringing your comments to our attention.

Response to Comment 38-2

Thank you for bringing attention to the 2020 State of the Air Report. Staff is aware of the recently released 2021 State of the Air Report which unfortunately came to the same conclusion as the 2020 report as well as many before it that the South Coast AQMD region has the worst ozone in the nation, and is among the worst in the nation regarding fine particulate matter.⁸⁹ The comment is correct that trucks are a large part of the pollution, being the largest source of NOx in the air basin according to the 2016 AQMP. Disparities in air pollution exposure are also prevalent as identified in the 2016 AQMP, the various AB 617 Community Emission Reduction Plans, and as shown in Figure 4 of the Final Staff Report.⁹⁰ PR 2305 is designed to reduce emissions, and public health impacts associated with warehouses, as documented in the Final Staff Report and Socioeconomic Impact Assessment.

Response to Comment 38-3

The comment highlights a report which shows the potential public health benefits that could be achieved by transitioning to ZE transportation by 2050.⁹¹ The results in this report show the transition would result insubstantial reductions in NOx and ozone, as well as \$14.1 billion in monetized health benefits in 2050. This analysis supports the conclusions of the 2016 AQMP socioeconomic analysis that found \$173 billion in monetized public health benefits from meeting federal air quality standards by 2031,⁹² as well as the monetized public health benefits of PR 2305 of about \$1 billion to \$3 billion from most compliance scenarios for PR 2305 documented in the Socioeconomic Impact Assessment.

PR 2305 includes many options designed to encourage increased adoption of ZE trucks, including allowing warehouse operators to earn WAIRE Points from acquiring ZE trucks and yard trucks, as well as using them, or getting third party fleets to use them at their facility. In addition, WAIRE Points can be earned for ZE charging and fueling infrastructure, a critical facilitating measure necessary for the use of ZE trucks and yard trucks.

Response to Comment 38-4

Thank you for your comments and your interest in the rule development for PRs 2305 and 316.

⁸⁹ <https://www.lung.org/getmedia/17c6cb6c-8a38-42a7-a3b0-6744011da370/sota-2021.pdf>

⁹⁰ <http://www.aqmd.gov/docs/default-source/clean-air-plans/air-quality-management-plans/2016-air-quality-management-plan/final-2016-aqmp/final2016aqmp.pdf>, www.aqmd.gov/ab617

⁹¹ <https://www.lung.org/getmedia/99cc945c-47f2-4ba9-ba59-14c311ca332a/electric-vehicle-report.pdf>

⁹² http://www.aqmd.gov/docs/default-source/clean-air-plans/socioeconomic-analysis/final/sociofinal_030817.pdf,

Response to Comment Letter 39 – CalTax – March 2, 2021

Response to Comment 39-1

Thank you for your interest in the warehouse ISR development process and for bringing your comments to our attention. District counsel has carefully evaluated PR 2305 and PR 316 for compliance with Proposition 26 and other constitutional provisions and has concluded that they are fully constitutional. District counsel has further concluded that the proposed rules do not impose a tax requiring a vote of the people under Article XIII C of the California Constitution and applicable case law. As the letter acknowledges, not all charges are taxes, and non-tax charges need not be adopted by a vote of the people.

The in-lieu fee provided for in PR 2305 is not a tax primarily because it is not compulsory and provides a benefit to those that pay the fee in the form of compliance flexibility. The definition of tax in Proposition 26 includes only charges “imposed” by public agencies. Cal. Const. art. XIII C, § 1(e). The in-lieu fee is not imposed by PR 2305: the rule does not require any warehouse owners or operators (i.e., covered entities) to pay that fee. The only circumstance in which a warehouse operator will pay the fee is if it *elects* to do so rather than using another source of Warehouse Actions and Investments to Reduce Emissions (“WAIRE”) points. The obligatory portion of the proposed rule is the WAIRE Points Compliance Obligation (“WPCO”), and the in-lieu fee is only one route to satisfying an entity’s WPCO. In *616 Croft Ave., LLC v. City of West Hollywood*, 3 Cal. App. 5th 621 (2016), the court confronted affordable housing fees that a developer could pay in lieu of complying with a requirement to set aside units as affordable housing. The court found “the fees are not compulsory because developers could choose the set-aside option” and therefore were not special taxes. *Id.* at 630-31; *see also id.* (holding that the in-lieu fee was paid “voluntarily as an *alternative* to setting aside a number of units”).

The fee thus also provides payors with the privilege of avoiding the need to implement other measures to comply with PR 2305. California courts have repeatedly recognized that there is no right to pollute; that a regulated entity is allowed to continue polluting is thus a “privilege” and a “substantial benefit.” *Cal. Chamber of Commerce v. State Air Res. Bd.*, 10 Cal. App. 5th 604, 645 (2017) (“*CalChamber*”) (citing cases). Proposition 26’s definition of tax includes an express exemption for charges paid in exchange for a “privilege granted directly to the payor that is not provided to those not charged.” Cal. Const. art. XIII C, § 1(e)(1). Here, payment of the in-lieu fee provides the payor with WAIRE points equivalent to the payment, which can be used in satisfying the WPCO. Those points and their compliance benefits are not afforded to anyone other than the payor. Moreover, as required by the Proposition 26 exemption, the amount of the fee is based on an estimate of the cost of obtaining emission reductions comparable to those achieved by the WAIRE menu items. *See* Draft Staff Rep. at 33, 213; *see also Cal. Bldg. Indus. Ass’n v. San Joaquin Valley Unified Air Pollution Control Dist.*, 178 Cal. App. 4th 120, 128, 131-35 (2009) (upholding ISR fee based on the cost of offsetting the payors’ emissions).

The fee will benefit payors in an additional way. The District will expend the fees, at least in part, to subsidize acquisition of low- and zero-emission trucks. Covered entities will further benefit from those expenditures to the extent those trucks make trips to warehouses regulated under PR 2305 because covered entities obtain credit for such visits through the WAIRE menu. This benefit is reflected in Scenario 7a analyzed in the Final Staff Report, which concludes that it would substantially reduce the cost of compliance with the rule. Draft Staff Rep. at 61, 66-67.

The fee draws strong support from the *CalChamber* case, on which the comment letter repeatedly relies. *CalChamber* upheld the auction of greenhouse gas emission allowances under the State’s cap-and-trade program against a claim that it imposed an unconstitutional tax. As the letter acknowledges, *CalChamber* held that “generally speaking, a tax has two hallmarks: (1) it is compulsory, and (2) it does not grant any special benefit to the payor.” 10 Cal. App. 5th at 640. First, the court concluded that participating in the auction was not compulsory because the cap-and-trade rule did not mandate that regulated entities bid at auction, and they had other options for reducing or meeting their compliance obligations. Second, it found that bidders obtained a valuable benefit in exchange for their bids: emission allowances that could be used for compliance with the cap-and-trade regulation. *Id.* at 646-49.

As noted above, PR 2305’s in-lieu fee shares both features of the auction charge. The proposed rule does not require any covered entities to pay the fee; they may instead obtain WAIRE points through a variety of methods. In addition, those that elect to pay the fee obtain WAIRE points in exchange—a valuable benefit that they would otherwise need to obtain by investing in other projects.

Moreover, in *California Building Industry Association v. City of San Jose*, 61 Cal. 4th 435 (2015), the California Supreme Court recognized that the availability of a constitutional option for complying with regulation means that a fee offered in lieu of compliance cannot be invalidated as unconstitutional. *Id.* at 468-69 (citing *Koontz v. St. Johns River Water Mgmt. Dist.*, 133 S. Ct. 2586, 2599 (2013)). Here, PR 2305 offers covered entities the option to pay the in-lieu fee rather than implementing items from the WAIRE menu. The WAIRE menu items plainly do not impose an unconstitutional tax,⁹³ and thus the availability of that compliance option dictates that the in-lieu fee option cannot be invalidated as an unconstitutional tax. Indeed, because Article XIII C poses no obstacle to imposing the rule’s regulatory obligation—the WPCO—if the position taken by the commenter were accepted by a court, the in lieu fee would be invalidated but the compliance obligation would remain. It would thus have the paradoxical effect of *reducing* flexibility for covered entities and thereby potentially *increasing* the costs of compliance for at least some covered entities.

Although the letter offers no analysis to support its contention that the administrative fee imposed by PR 316 is tax, it likewise is not a tax. It is a fee imposed to cover the costs to the District of administering a program to regulate the payors alone. Courts have routinely upheld such fees, including fees specifically to offset the costs of regulating air pollution. *See, e.g., San Diego Gas & Elec. Co. v. San Diego Cty. Air Pollution Control Dist.*, 203 Cal. App. 3d 1132, 1145-49 (1988). Here too, Proposition 26 provides an applicable exemption from the definition of tax. Article XIII C, Section 1(e)(3) exempts “a charge imposed for the reasonable regulatory costs to a local government for issuing licenses and permits, performing investigations, inspections, and audits, enforcing agricultural marketing orders, and the administrative enforcement and adjudication thereof.”

PR 316 allows the District to recoup the “reasonable regulatory costs” of implementing PR 2305—and those costs alone—from the entities subject to the program. First, it allows recovery of the District’s estimated costs in processing reports and notices submitted by covered entities under PR 2305 and carrying out compliance activities including audits, inspections, and

⁹³ The letter is vague about whether the commenter contends that aspects of the rule other than the in-lieu fee impose a tax. However, the WAIRE menu items do not involve payments to the District and cannot be taxes for that reason, among others. *See Schmeer v. Cty. of Los Angeles*, 213 Cal. App. 4th 1310 (2013).

enforcement for covered entities. The fee “is equal to the level of effort required by South Coast AQMD staff to conduct compliance activities related to the reports for which the fees are being paid.” Draft Staff Rep. at 38. This is consistent with the cases upholding fees imposed to recoup the direct costs of regulating payors. The fee does not fund unrelated District activities and is not imposed on any party that does not cause the District to incur the costs. *See S. Cal. Edison Co. v. Pub. Util. Comm’n*, 227 Cal. App. 4th 172, 199 (2014) (upholding fee against Proposition 26 challenge and holding that it “does not embrace fees charged in connection with regulatory activities which do not exceed the reasonable cost of providing services necessary to the activity for which the fee is charged and are not levied for unrelated revenue purposes”). It thus satisfies Proposition 26’s requirement that the “costs [that] are allocated to a payor bear a fair or reasonable relationship to the payor’s burdens on . . . the governmental activity.” Cal. Const. art. XIII C, § 1(e) (trailing paragraph); *see also Griffith v. City of Santa Cruz*, 207 Cal. App. 4th 982, 996-97 (2012).

Second, PR 316 provides for a fee to be paid by covered entities that elect to pay the in-lieu fee or apply for approval of a custom WAIRE plan. Like the fees for processing submissions by covered entities, these fees do no more than recoup the administrative costs that the District incurs in implementing those portions of PR 2305. Furthermore, like the in-lieu fees themselves, these fees are only paid if a covered entity *elects* to use one of these alternatives to implementation of WAIRE menu items to satisfy their WPCO. As a result, these fees are not taxes for the reasons discussed above for the in-lieu fee. Moreover, the amount of the fees is calibrated to the District staff effort required to implement these tasks. *See* Draft Staff Rep. at 37.

Response to Comment 39-2

This comment largely does not address the proposed rules, but rather provides the commenter’s view of the history of Propositions 13 and 26. District counsel acknowledges that, as noted in the final paragraph of this comment, in the event of a challenge to the proposed rules, the District would bear the burden of proving that the fees provided for in the proposed rules are not taxes. Cal. Const. art. XIII C, § 1 (trailing paragraph).

Response to Comment 39-3

The comment contends the proposed rules would impose a tax. As explained above in Response to Comment 39-1, District counsel has concluded that the proposed rules do not impose taxes for purposes of Proposition 26.

The comment’s reference to *Morning Star Co. v. Board of Equalization*, 201 Cal. App. 4th 737 (2011), is inapposite. The charge imposed in *Morning Star* was intentionally imposed as a tax to fund general operations of the Department of Toxic Substances Control. *Id.* at 755. The tax in *Morning Star* is plainly distinguishable from the fees in PR 2305 and PR 316. The PR 2305 in-lieu fee will not be used to fund general District operations, as explained above, but rather to fund projects that reduce emissions or facilitate emission reductions to offset the same emissions caused by the payors’ businesses. Likewise, the fees charged under PR 316 will recoup only the costs incurred by the District in implementing regulatory activities directly related to PR 2305. Unlike the tax in *Morning Star*, the District here is not funding its general operations at the payors’ expense. On the contrary, the charges in PR 2305 and PR 316 are tailored to the cost of offsetting pollution associated with the payors’ businesses and the cost of implementing regulation necessitated directly by the payors’ activities.

Response to Comment 39-4

The comment also asserts that the proposed rules impose taxes because they do not provide a sunset date and that a true regulatory requirement would supposedly include such a date. The comment points to no supporting case law or other legal authority for this novel contention, and the District is aware of none. The District is under no legal obligation to adopt sunset dates for its regulations, and there is similarly no such obligation for fees offered in lieu of compliance obligations. Moreover, because the in-lieu fee is offered solely as an alternative mechanism for satisfying an operator's WPCO, the fee option will only remain available as long as covered entities have WPCOs. The duration of the fee is thus perfectly calibrated to the duration of the underlying regulatory obligation. If the District is successful in reducing emissions in the Basin sufficiently to attain the state and federal ambient air quality standards, the rule can be brought back to the District Board for reconsideration. Since this response was initially written, the proposed rule has been modified to include a sunset provision effective when CARB and EPA determine that the South Coast Air Basin has attained the 70 ppb ozone standard.

Response to Comment 39-5

The comment emphasizes the *CalChamber* case, discussed above, in which the Court of Appeal rejected a challenge to somewhat similar regulatory charge. The comment misconstrues the case. It argues the case established a new basis for concluding that a charge is a tax, when it instead found a new basis for concluding that a charge is *not* a tax. The commenter thus attempts to use a shield as a sword. The court held that the auction payments in *CalChamber* were not a tax in large measure because they were voluntary and were paid in exchange for benefits enjoyed solely by the bidders. The court thus upheld them despite the fact that they did not qualify as non-tax charges under the prior case law identifying several categories of non-tax fees. *See* 10 Cal. App. 5th at 639-40, 650. The court never suggested that all charges that are compulsory and do not provide a direct benefit to the payor are taxes. As discussed above, far from suggesting that the PR 2305 in-lieu fee is a tax, *CalChamber* strongly supports the conclusion that it is not. *See* Response to Comment 39-1.

Similarly, nothing in *CalChamber* holds or even implies that charges that are not “evenly distributed” across the population are taxes, as the commenter contends. The comment provides no citation to support that theory. On the contrary, the auction charge in *CalChamber* plainly was not evenly distributed: it was paid only by the narrow group of bidders in the cap-and-trade auction and the amount of payments would differ based on bidders’ demand for allowances.⁹⁴

The comment also suggests that a charge can avoid being considered a tax only if its expenditure benefits only the payors. Here too, the comment cites no authority for this assertion. Neither *CalChamber* nor any other case of which District counsel is aware supports that conclusion. In fact, the trailing paragraph of Article XIII C, Section 1(e) makes clear that a fee may be based on “the payor’s burdens on, *or* benefits received from, the governmental activity.” Cal. Const. art. XIII C, § 1(e) (emphasis added); *see also* *S. Cal. Edison Co.*, 227 Cal. App. 4th at 199. In any event, as discussed previously, the in-lieu fee does provide benefits to payors in the form of regulatory flexibility. *See supra* Response to Comment 39-1.

⁹⁴ In fact, because participation in the auction was not compulsory, the auction price was not even paid by all entities with a compliance obligation under the cap-and-trade program.

Response to Comment 39-6

The comment again contends that charges must be “evenly distributed” and not apply “to a limited segment of the population.” There is no legal support for that proposition and indeed the comment cites none. *See* Response to Comment 39-5.

Response to Comment 39-7

The District agrees that whether a charge is compulsory and the extent to which it is paid in exchange for a benefit to the payor can be relevant to determining whether the charge qualifies as a tax. As noted previously, the PR 2305 in-lieu fee is not compulsory and provides the benefit of compliance flexibility to payors. Although sufficient, those features are not necessary to prevent a charge from being considered a tax. The administrative fee established by PR 316 is compulsory for covered entities, but as explained above, it is not a tax because it is a fee properly imposed to recoup only the direct costs of processing the payors’ submissions. *See* Response to Comment 39-1.

Response to Comment Letter 40 – NAIOP – March 2, 2021

Response to Comment 40-1

Thank you for your interest in the warehouse ISR development process and for bringing your comments to our attention.

Response to Comment 40-2

The assertion in the comment that South Coast AQMD does not have indirect source authority for existing sources is incorrect. See Master Response 7 and Response to Comments for Letter #44 (Holland and Knight on behalf of California Trucking Association).

Response to Comment 40-3

The assertion in the comment that the mitigation fee option in PR 2305 is an illegal tax is incorrect. See Master Response 7 and Response to Comments for Letter # 39 (CalTax).

Response to Comment 40-4

The assertion in the comment that the rule has numerous infeasible, as well as arbitrary and capricious provisions is incorrect. This comment is vague, and it is not clear what provisions it is referring to, so cannot be responded to in detail here. Additional detailed responses are included below.

The assertion in the comment that the potential for emission reductions and ozone reductions is unknown and that the rule cannot achieve any reductions is incorrect. As documented in the Final Staff Report, and in detailed calculations available at www.aqmd.gov/fbmsm, 19 separate scenarios were evaluated to estimate the potential emission reductions of PR 2305. The estimates vary due to the flexibility allowed under the rule, however they provide a bounding analysis to show the potential emission reductions that would occur. For the 13 cheapest scenarios on a \$/sf/yr basis (with the highest cost scenario being \$0.23/sf/yr), NOx emission reductions average 1.8 tons per day (see Tables 15 and 20 in the Final Staff Report), and they generally achieve reductions in the range of 1.5 to 3 tons per day. As stated in the Final Staff Report (Chapter 1, Air Quality Management Plan section), the 2016 AQMP determined that new measures are needed to reduce NOx by 108 tons per day and 88 tons per day to meet the 80 parts per billion (ppb) and 75 ppb federal ozone standards, respectively. PR 2305 would assist in meeting these federal ozone standards as part of the larger, comprehensive strategy included in the 2016 AQMP.

The concern about SIP credit does not consider the full range of options normally available to fold emission reductions into the SIP inventory. These options are discussed in Appendix D of the Final Staff Report. As an example, the indirect source rule adopted by San Joaquin Valley Air District was approved into the SIP by EPA, but the approval did not include any ‘SIP credit’ for emission reductions.⁹⁵ However, the emission reductions achieved by their rule are included as part of normal updates to the mobile source emissions inventory in regular updates by CARB.

⁹⁵ When EPA approved the SJVAPCD Rule 9510 into the SIP, it specifically did not allow the rule to be used for prospective SIP credit (76 FR 26609). Notwithstanding this approach, the most recent Annual Report for Rule 9510 shows that since its inception the rule has resulted in 15,617 tons of NOx and PM10 that have been avoided, with another 12,147 tons of NOx and PM10 that has been reduced through use of its mitigation fee program (<https://www.valleyair.org/ISR/Documents/2020-ISR-Final-Annual-Report.pdf>)

This proven example is expected to be the primary process by which SIP creditable emissions reductions would be accounted for with PR 2305 as well. Other prospective SIP creditable emission reductions methods may be possible too with the WAIRE Mitigation Program once funds are received and the program has been established.

Response to Comment 40-5

The assertion that “warehouses have no control over the marketplace for heavy duty trucks” is incorrect. About 40% of warehouse operators are estimated to own their own truck fleets, and additional warehouse operators arrange for at least some of the trucking services to move the goods stored in their warehouse. See Master Response 2c for a discussion of warehouses that don’t own truck fleets.

Response to Comment 40-6

The assertion that “No one knows when low emission trucks will be commercially available in sufficient supply to even be able to achieve any WAIRE Points” is incorrect. NZE Class 8 trucks have been in commercial service for several years, and South Coast AQMD has incentivized at least 1,200 NZE trucks which are already in commercial service. Recent discussions with representatives from Cummins, the manufacturer of NZE engines, and Peterbilt (a truck manufacturer) confirmed that there are no limitations to how many NZE trucks could be ordered or manufactured today relative to conventional diesel trucks. They only need to be ordered and purchased. See Master Response 2d for additional discussion about truck availability. Also see Appendix B of the Final Staff Report which contains information on the commercial availability of technology in the WAIRE Menu.

Response to Comment 40-7

See Master Response 8 for a discussion of other regulations being pursued by CARB. EPA is also pursuing their Cleaner Trucks Initiative, but that is not expected to take effect any earlier than 2027, and this would not result in significant turnover of trucks until the 2030s, well after air quality attainment deadlines for South Coast AQMD.⁹⁶

Response to Comment 40-8

The public may provide comments at the South Coast AQMD’s Governing Board’s Public Hearing on PR 2305 on May 7, 2021, but written comments are requested by May 4, 2021 at 5PM if the commenter wishes for them to be included in the Board materials.

⁹⁶ <https://www.govinfo.gov/content/pkg/FR-2020-01-21/pdf/2020-00542.pdf>

Response to Comment 40-9

See Master Response 4 for a discussion of warehouses as an essential industry, including during the COVID-19 pandemic.

Response to Comment 40-10

See Master Response 6 for a discussion of how PR 2305 would affect jobs.

Response to Comment 40-11

The suggestion that PR 2305 and PR 316 imposes a tax is incorrect. See Response to Comment Letter 39 for a discussion of taxes. The potential economic impacts of PR 2305 and PR 316 have been analyzed in the Socioeconomic Impact Assessment. This analysis found that the monetized public health benefits of most compliance scenarios outweighed the potential costs by a ratio of about 3:1, including in 11 of the 13 scenarios with the lowest costs ($\leq \$0.23/\text{sf}$). Further, the increase in operating costs for these cheapest compliance scenarios would be less half of the approximately $\$0.50/\text{sf}/\text{yr}$ increase in rental prices that warehouse operators have had to absorb continually over the past decade (see Figure 12 in the Final Staff Report). PR 2305 could potentially increase the cost of goods by about 0.05%, which is much less than the typical increases of about 2% from inflation as shown in the Consumer Price Index.⁹⁷

Response to Comment 40-12

South Coast AQMD Staff understand that warehouses have provided many community benefits. Those benefits are expected to continue if PR 2305 is approved, as warehousing is expected to continue as a thriving industry in the region. The warehouse relocation study commissioned by South Coast AQMD determined that no warehouses would relocate unless costs increased more than $\$1.50/\text{sf}/\text{yr}$ here compared to any surrounding market area. PR 2305 and PR 316 are expected to add up to $\$0.83/\text{sf}/\text{yr}$ in costs in the worst case, but probably closer to $\$0.23/\text{sf}/\text{yr}$ or less as most compliance scenarios were found to cost no more than this amount. Even with these costs, the potential monetized public health benefits outweigh the potential costs of the rule for most compliance scenarios modeled by about 3:1. Warehouse operators have faced rental price increases of about $\$0.50/\text{sf}/\text{yr}$ continuously for the past decade and the warehousing market responded by growing even faster while maintaining very low vacancy rates (see Chapter 3 of the Final Staff Report and Socioeconomic Impact Assessment). Therefore the community benefits identified in the comment are expected to continue if PR 2305 is approved.

Response to Comment 40-13

The comment that South Coast AQMD does not have the legal authority to adopt PR 2305 is incorrect. See Master Response 7 and Response to Comments 44-2. The South Coast AQMD is indeed governed by Health and Safety Code 40400, but not exclusively. The comment ignores the many other statutes that grant authority to South Coast AQMD. The statement that the Final Staff Report omits any citation of section 40440 is incorrect. In the Draft Findings under California Health and Safety Code Section 40727 in Chapter 3, section 40440 is listed along with many other authorizing statutes under the section labelled 'Authority'. Nothing in

⁹⁷ <https://www.dir.ca.gov/OPRL/CPI/EntireCCPI.PDF>

Section 40440(b)(3) indicates that it is intended to impose a limitation on the South Coast AQMD's indirect source authority.

Response to Comment 40-14

The comment that the rule is a regulation of mobile sources, rather than a true "indirect source" rule is incorrect. The federal Clean Air Act does not limit the South Coast AQMD's authority to adopt indirect source rules. See Master Response 7 and Response to Comments 44-2.

Response to Comment 40-15

The comment that several respects of Rule 2305 is arbitrary, capricious, entirely lacking in evidentiary support, or unlawfully or procedurally unfair is incorrect. The reasoning supporting PR 2305 is contained within the Final Staff Report, as well as the Socioeconomic Impact Assessment, and the Environmental Assessment. The development of PRs 2305 and 316 included significant public outreach and has followed all required procedures to ensure that the public has had a fair process to understand and comment on the proposed rules.

Response to Comment 40-16

The purpose of PR 2305 and PR 316 is to reduce local and regional emissions of NO_x and PM associated with warehouse operations in order to assist in meeting attainment of state and federal air quality standards. See Master Response 2d for information on the commercial availability of NZE/ZE technology. Also see Appendix B of the PR 2305 Final Staff Report, which contains information on the commercial availability of technology on the WAIRE Menu. All warehouse owners and operators are expected to be able to use any of the WAIRE Menu items to meet rule compliance, with one limited exception. As shown in the analysis of a scenario only focused on solar panel acquisition and usage, all warehouse operators will be unlikely to be able to fully satisfy their WPCO just by using solar panels they install and use, assuming that they can only use solar panels equal to about 50% of their warehouse's square footage. They would need to then use any of the other WAIRE Menu options to cover any shortfall.

Further, while the scenario modeling conservatively assumed that warehouse operators would not use earn any WAIRE Points for Class 8 truck acquisitions in the first compliance year, this technology is expected to be commercially available before the end of 2021 by some major truck manufacturers, with additional models becoming commercially available during the first compliance period in 2022.⁹⁸ To the extent that warehouse operators want to pursue options from the WAIRE Menu related to on-road truck acquisitions or visits, there are no limits, other than what they choose to do and/or can negotiate with the goods owners and trucking companies that they work with. For the non-truck acquisition/ visit options, these measures are either facilitating actions that are necessary components for ZE trucks (e.g., charging/fueling infrastructure) which will assist in encouraging the adoption of ZE trucks in order to reduce NO_x, or they will directly reduce NO_x on their own (e.g., on-site NZE or ZE yard truck acquisition or usage, installation and usage of solar panels that reduce the reliance on fossil-fueled power plants that emit NO_x in South Coast AQMD), or they will provide a community

⁹⁸ See <https://globaldrivetozero.org/tools/zero-emission-technology-inventory/> for a summary of truck manufacturer announcements.

benefit to mitigate indirect source emissions related to their operation (e.g., filtration projects in nearby schools, homes, etc.). The mitigation fees would be used to incentivize NZE and ZE trucks, and ZE charging and fueling infrastructure. Based on communications with truck and engine manufacturers of NZE trucks, there are no limitations to how many can be produced relative to their conventional diesel counterparts. ZE truck production is just beginning, however those trucks are expected to become more commercially available as orders are placed. See Master Response 2c. ZE charging / fueling infrastructure can serve ZE trucks that are already in commercial service. PR 2305 was designed to be flexible and offer different methods of complying with the WPCO. Options such as solar panel systems, air filters, and infrastructure can help facilitate emission reductions by supporting cleaner technologies and assist in the transition to cleaner technologies in goods movement or reduce exposure to remaining emissions in the community.

Response to Comment 40-17

The comment is noted.

Response to Comment 40-18

The statement that PR 2305 constitutes an illegal tax is incorrect. See Master Response 7 and Response to Comment 39-1 (comment letter 39, response 1) for a discussion of taxes in relation to PR 2305.

Response to Comment 40-19

To comply with PR 2305, warehouse owners or operators can choose to complete WAIRE Menu actions, pay a mitigation fee, implement an approved Custom WAIRE Plan, or a combination of any of the three.

Response to Comment 40-20

The comment that states that ZE and NZE technologies are not commercially available on a scale to enable warehouse operators to satisfy their compliance obligation is incorrect. Many of the ZE/NZE technologies are commercially available for sale now. For example, South Coast AQMD has incentivized more than 1,200 NZE trucks,⁹⁹ and NZE engine and truck manufacturers have stated that there are no limits to producing these trucks relative to their conventional diesel counterparts.¹⁰⁰ ZE trucks are commercially available below Class 7 today, and are expected to be commercially available starting in late 2021, before the start of the first compliance period.¹⁰¹ PR 2305 also includes a five year phase-in period that will also ensure that technologies will continue to grow in their commercial availability. Please refer to Master Response 2 for a discussion on feasibility and the commercial availability of NZE/ZE truck engines. See Appendix B of the PR 2305 Final Staff Report, which contains information on the commercial availability of technology on the WAIRE Menu. PR 2305 includes an optional

⁹⁹ These trucks have been funded since the AQMP was published in 2017. <http://www.aqmd.gov/docs/default-source/clean-air-plans/air-quality-management-plans/2022-air-quality-management-plan/combina-hd-trucks-carb-biz-aqmp-presentations-1-26-21.pdf#page=69> (slide 69)

¹⁰⁰ For example, see comments from Tom Swenson with Cummins. <http://www.aqmd.gov/docs/default-source/Agendas/Governing-Board/2021/2021-apr2-020.pdf>

¹⁰¹ See <https://globaldrivetozero.org/tools/zero-emission-technology-inventory/> for a summary of truck manufacturer announcements.

mitigation fee that warehouse operators may choose to pay the to comply with their WPCO, but is not a requirement. To comply with PR 2305, warehouse owners or operators can choose to complete WAIRE Menu actions, pay an optional mitigation fee, implement an approved Custom WAIRE Plan, or a combination of the three.

Response to Comment 40-21

The funds generated from the mitigation fee will be used to provide incentives for the purchase of NZE or ZE trucks, or for the installation of fueling and charging infrastructure, with priority given for projects in the communities near warehouses that paid the mitigation fee. Please refer to Master Response 2 for a discussion on feasibility and the commercial availability of NZE/ZE trucks and Response to Comment 40-20. See Appendix B of the PR 2305 Final Staff Report, which contains information on the commercial availability of technology options in the WAIRE Menu. Staff is unaware of any shortfall in the opportunity to fund NZE trucks, ZE trucks, and ZE charging and fueling infrastructure, even if all warehouse operators only complied with PR 2305 by paying a mitigation fee. To the contrary, the level of funding identified in the 2016 AQMP to turn over the truck fleet to meet air quality standards was identified as \$4.2 billion.¹⁰² Further a recent report from the California Energy Commission identified that 141,000 50 kW charging stations and 16,000 350 kW charging stations could be needed statewide to support the 180,000 medium and heavy-duty on-road vehicles that would need to be deployed to meet air quality standards by 2030.¹⁰³ More than half of these vehicles could be needed in South Coast AQMD. Cost estimates have not yet been developed for this level of infrastructure buildout, but at minimum the cost is expected to be many billions of dollars.¹⁰⁴ As shown in Table 7 of the Final Staff Report, the level of incentive funding in the worst case scenario over a ten year period is anticipated to be no more than \$5.3 billion and a more realistic mitigation fee scenario would only collect about \$1 billion. This level of funding is well short of the level needed to offset emissions from warehouses.

Response to Comment 40-22

In the worst-case example of every warehouse operator paying the mitigation fee and then not earning any WAIRE Points for the trucks incentivized by the WAIRE Mitigation Program, the cost could total up to about \$670 million per year. A more realistic scenario involving a mitigation fee based compliance approach (where warehouse operators earn WAIRE Points for incentivized trucks) results in total costs of about \$114 million per year. In fiscal year 2019-2020, South Coast AQMD administered about \$200 million in incentive funding, but only about \$60 million in fiscal year 2016-2017.¹⁰⁵ The comment that the South Coast AQMD budget was only \$173 million does not account for this additional pass-through incentive funding.¹⁰⁶ PR 316 includes additional fees that must be paid by warehouse operators to offset

¹⁰² http://www.aqmd.gov/docs/default-source/clean-air-plans/socioeconomic-analysis/final/appfinal_030817.pdf#page=44 (page 2-A-42)

¹⁰³ <https://efiling.energy.ca.gov/getdocument.aspx?tn=236237#page=56>

¹⁰⁴ As an example, through the CALeVIP program DC fast chargers have cost about \$2,000/kW (Ibid, pg. 74). Multiplying this value through the 141,000 50 kW chargers and 16,000 350 kW chargers yields a cost of about \$25 billion statewide.

¹⁰⁵ <http://www.aqmd.gov/docs/default-source/clean-air-plans/air-quality-management-plans/2022-air-quality-management-plan/combine-hd-trucks-carb-biz-aqmp-presentations-1-26-21.pdf#page=62>

¹⁰⁶ http://www.aqmd.gov/docs/default-source/finance-budgets/fy-2019-20/cafr-2020_for-web-upload.pdf#page=38

the cost of staffing and administering the mitigation program. Therefore, the staffing support needed to administer the WAIRE Mitigation Program will be able to ramp up and down relative to the level of incentive funding received, similar to how it has scaled quickly in recent years. The annual average \$114 million expected in a more realistic scenario if every warehouse operator paid the mitigation fee (which still is expected to significantly overestimate how many operators will choose this compliance option) would therefore not be more than South Coast AQMD could spend. See also Response to Comment 44-21.

Response to Comment 40-23

See Response to Comment 40-21 and 40-22 on the ability of the WAIRE Mitigation Program to spend mitigation funding to incentivize NZE and ZE trucks and ZE charging and fueling infrastructure. See also Master Response 2 on the availability of ZE and NZE trucks. The comment correctly identifies some of the materials that have been provided on the proposed WAIRE Mitigation Program. Additional discussion has occurred with the South Coast AQMD Mobile Source Committee,¹⁰⁷ and requirements for the WAIRE Mitigation Program will be included in the Board Resolution accompanying PR 2305 and PR 316. Future details of the WAIRE Mitigation Program will be developed in a public process as funding becomes available. Exact details of the WAIRE Mitigation Program will not be available until the level of funding is known, including in each geographic region. This information is critical to design an effective structure for spending the fees. All solicitations for project funding and project awards will be brought to the South Coast AQMD Governing Board for approval.

Response to Comment 40-24

The funds generated from the mitigation fee will be used to provide incentives for truck owners to purchase NZE or ZE trucks, or for the installation of fueling and charging infrastructure, with priority given for projects in the communities near warehouses that paid the fee. Other funding programs also incentivize these same actions, and the funding from PR 2305 mitigation fees would only be combined with other programs to the extent that both programs would look to reduce NOx and PM related to warehouse operations, either through directly funding NZE and ZE vehicles, or through funding facilitating measures such as ZE charging and fueling infrastructure.

PR 2305 and PR 316 does not impose a tax, and the mitigation fee is one of many compliance options. Please see Master Response 7 and the Response to Comment Letter 39 for a discussion of taxes and regulatory fees in relation to PR 2305.

Response to Comment 40-25

The purpose of this rule is to reduce local and regional emissions of nitrogen oxides and particulate matter, and to facilitate local and regional emission reductions associated with warehouses from the mobile sources attracted to warehouses in order to assist in meeting state and federal air quality standards for ozone and fine particulate matter. This is the very purpose

¹⁰⁷ <http://www.aqmd.gov/docs/default-source/Agendas/Mobile-Source/msc041621.pdf#page=7>,
<http://www.aqmd.gov/docs/default-source/Agendas/Mobile-Source/msc031921.pdf#page=17>,
<http://www.aqmd.gov/docs/default-source/Agendas/Mobile-Source/msc021921.pdf#page=5>,
<http://www.aqmd.gov/docs/default-source/Agendas/Governing-Board/2021/2021-mar5-025.pdf>,
<http://www.aqmd.gov/docs/default-source/Agendas/Governing-Board/2021/2021-apr2-020.pdf>

of an indirect source rule. As shown in the Emissions Inventory of PR 2305 Warehouses section from Chapter 1 of the Final Staff Report, there are many sources of emissions associated with warehouses, but trucks are indeed the largest source, constituting about 90% of the total NOx emissions. Therefore, many compliance options focus on reducing emissions from this category. However there are other emission sources that are also addressed by PR 2305 besides trucks (including yard trucks, TRUs, passenger cars to the extent that charging infrastructure is installed/used to support them, and power plant emissions). Consequently, warehouse operators can essentially offset emissions from trucks through measures from non-truck sources.

Response to Comment 40-26

See Master Responses 7 regarding South Coast AQMD authority for PR 2305.

Response to Comment 40-27

See Master Responses 8 and 9 regarding CARB's role in reducing mobile source emissions, and the state of technology adoption for on-road trucks in California. Further, it is unclear to what the \$1 billion per year figure cited by the commenter refers to. The trucking industry spends about \$7.5 billion already every year in California on new truck sales,¹⁰⁸ yet is still only ranked 40th out of 50 states in the penetration of 2010 truck engine standards into its fleets statewide.¹⁰⁹

The analysis included within the Final Staff Report already accounts for all CARB regulations to the extent that they can be quantified and concludes that additional emission reductions of about 1.5 to 3 tons per day of NOx are anticipated with PR 2305 after considering the effect of all CARB regulations.

Response to Comment 40-28

Appendix C of the Final Staff Report documents that an estimate 40% of warehouse operators own a truck fleet. In addition, many others directly contract with at least some trucking companies that visit their warehouses. Though an estimate is not available for this last situation, it is not inconceivable that a majority of warehouse operators either own trucks, or directly contract with trucking companies. The option of acquiring trucks is therefore realistic for at least 40% of warehouse operators. Similarly, warehouse operators can contract with trucking companies to, at least to the extent that they already do this, to have NZE or ZE trucks visit their warehouse. While the action to have third-party NZE and ZE trucks visit a warehouse may not be standard industry practice today, this does not mean it is infeasible. See Master Response 2c.

Response to Comment 40-29

The purpose of this rule is to reduce local and regional emissions of nitrogen oxides and particulate matter, and to facilitate local and regional emission reductions associated with the mobile sources attracted to warehouses in order to assist in meeting state and federal air quality standards for ozone and fine particulate matter. Purchasing and using ZE and NZE trucks (as

¹⁰⁸ <https://www.nada.org/WorkArea/DownloadAsset.aspx?id=21474861283>

¹⁰⁹ <https://www.dieselforum.org/California>

opposed to diesel) contributes towards this purpose, and thus are included as WAIRE Menu actions. However, purchasing and using ZE and NZE trucks are not required to comply with PR 2305; there are many other options available to achieve rule compliance, including many other WAIRE Menu actions unrelated to truck purchase or use, implementing an approved Custom WAIRE Plan, paying a mitigation fee, or doing any combination of WAIRE Menu actions, Custom WAIRE Plan, and/or paying a mitigation fee.

Staff took great care to ensure that PR 2305 can use incentive funding to the extent possible, a rare phenomenon with regulations. Further, sufficient levels of incentive funding have not been identified to achieve the level of emission reduction needed to meet federal and state air quality standards, therefore additional regulations must also be pursued, such as PR 2305. The claim that PR 2305 will disincentivize the purchase of lower emissions vehicles is incorrect. Rather, by imposing a broad requirement, the expectation is that many in the goods movement industry will see that trucking options can allow warehouse operators to comply with PR 2305 and will take actions accordingly to provide those options. The proposed rule would therefore provide an important market signal to encourage the adoption of these lower emissions trucks.

PR 2305 itself does not prohibit the use of incentive funds. Individual incentive funding programs themselves each have their own prohibitions, including how those funds can or cannot be used to comply with regulations. Warehouse operators are encouraged to use incentive funds to lower the purchase costs if allowed by the incentive program. Warehouse operators (and owners who opt in) should consult with the incentive programs they are seeking funding from to ensure funds can be used with PR 2305, should it be approved by the Board.

Due to existing statutory or regulatory prohibitions, most state incentive funding programs used to offset the higher purchase price of zero emission NZE/ZE vehicles and equipment cannot be used to aid in complying with state or federal law or South Coast AQMD rules or regulations (For example Health and Safety Codes 44281(b), 44391.4(a), 44271(c), CCR Title 13, Ch. 8.2 Sec. 2353 (c)(4), Moyer Guidelines Ch. 2, CA Beneficiary Mitigation Plan). In practice, this means that NZE/ZE trucks acquisitions with incentive funding by warehouse operators or owners cannot be used to comply with PR 2305, thus no WAIRE Points can be earned from these acquisitions. However, because PR 2305 requires use of those trucks at specific locations to reduce local emissions, and because PR 2305 does not apply to trucking companies, but rather to warehouse operators, the use of incentivized trucks is not prohibited by incentive programs with a program like PR 2305. In other words, the use of an NZE or ZE truck per the WAIRE Menu may earn a warehouse operator or owner WAIRE points, regardless if incentive funding was used to purchase the truck. Warehouse operators will therefore not be required to determine if an NZE or ZE truck that visits their warehouse is incentivized, and will not be required to determine if any usage is surplus.

Response to Comment 40-30

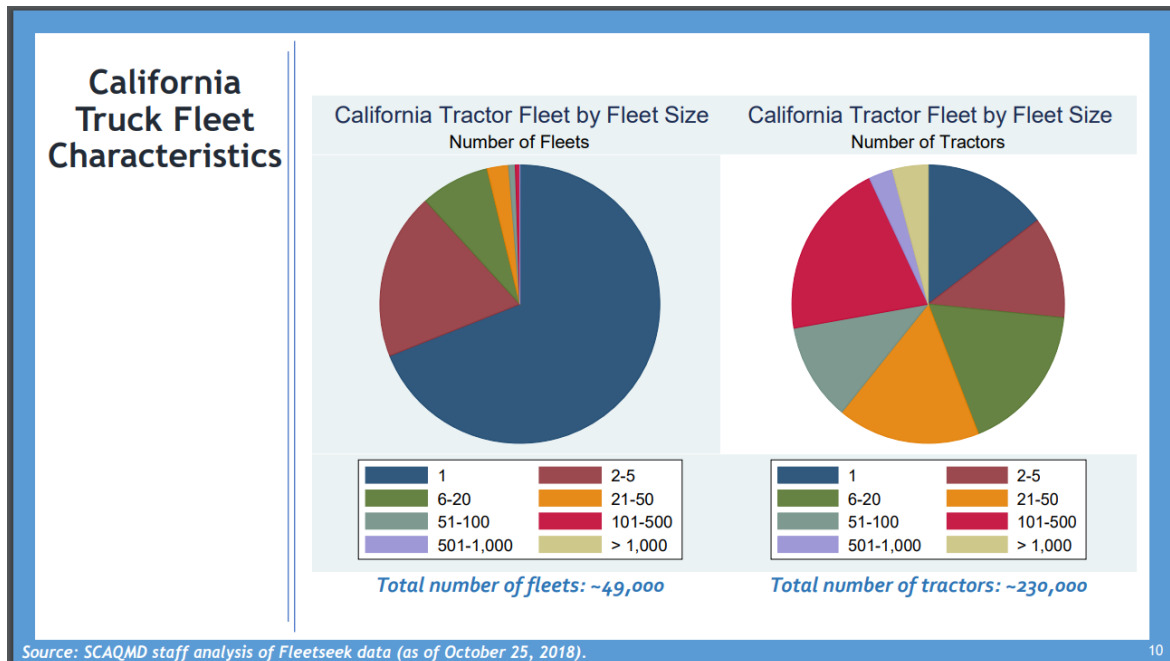
The comment that there are not commercially available Class 8 trucks is incorrect. See Master Response 2d. Also see Appendix B of PR 2305 and PR 316's Final Staff Report, which contains information on the commercial availability of every technology in the WAIRE Menu.

The comment also focuses solely on Class 8 ZE trucks, which account for just two out of 32 options in the WAIRE Menu (with additional options available in a Custom WAIRE Plan and a

mitigation fee). Warehouse operators can choose any of the options to comply, not just the Class 8 ZE trucks the commenter is focused on.

Response to Comment 40-31

The statement that most truck fleets are owned by small business operators with 1-5 trucks is misleading. While most fleets are small, most trucks are in larger fleets of 20 trucks or more as shown in the figure below.¹¹⁰



Further, warehouse operators do not have to purchase any trucks to comply with the proposed rules and neither do small truck fleet owners. PR 2305 was designed to allow flexibility in allowing a warehouse operator to choose from 32 actions and investments off the WAIRE Menu, implement an approved Custom WAIRE Plan, pay the optional mitigation fee, or any combination of the three. Purchasing ZE or NZE trucks are options in the WAIRE Menu actions, but warehouse owners or operators are not required to do so for rule compliance, it is just one of the choices provided to make PR 2305 flexible to the various warehouse business models.

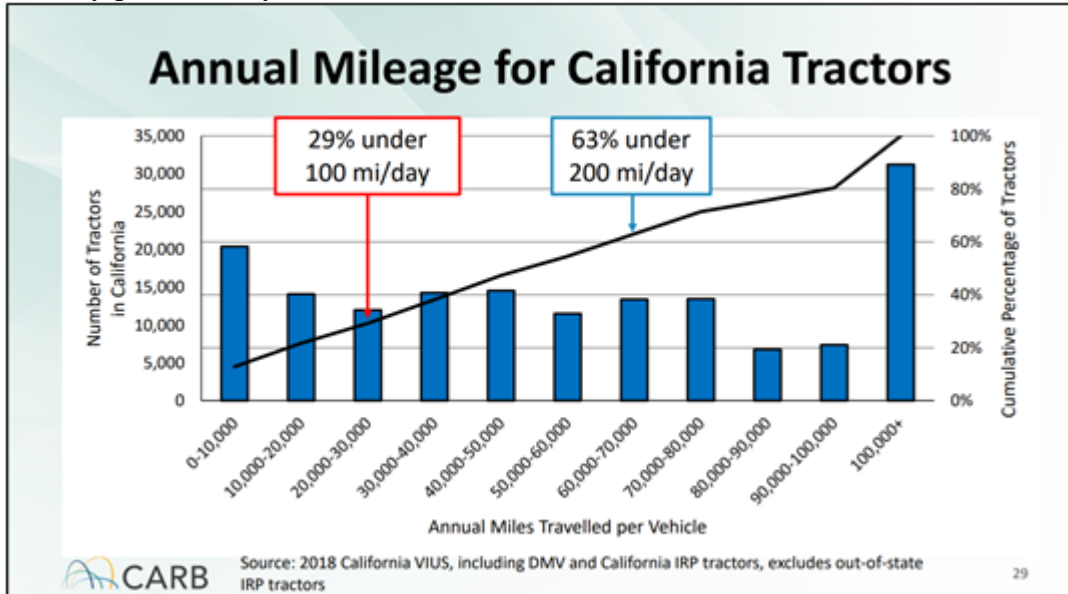
Response to Comment 40-32

The report mentioned in the comment is available online for download by the research team that conducted it.¹¹¹ The findings from this study supports the approach included in PR 2305. The study used several methods to evaluate how ZE Class 8 trucks could work for specific cases in southern California. This study used hypothetical modeling to conclude that if a fleet converted mostly (e.g., up to 96%) to battery-electric trucks that more than one ZE truck would be needed for every diesel truck replaced. However, at lower levels of adoption (e.g., 15%), and in future years with more advanced technology (2025 and 2030) the total fleet size is nearly

¹¹⁰ https://www.energy.ca.gov/sites/default/files/2019-12/06%20MacMillan_South%20Coast_11.14.19%20DAWG%20Presentation_ada.pdf

¹¹¹ <https://ncst.ucdavis.edu/research-product/developing-markets-zero-emission-vehicles-short-haul-goods-movement>, <https://escholarship.org/uc/item/1jw9m352>

identical. The fleet size was found to not change at all for natural gas hybrid trucks. Importantly, the study also included two case studies with detailed travel data from fleets. These two studies revealed that trucks have a range of distances they travel every day. For both fleets, 22-40% of trucks travel less than 80 miles per day (well within the range of current ZE truck technology). This finding is consistent with more comprehensive data recently presented by CARB.¹¹²



This chart shows that 29% of all in-state tractors travel less than 100 miles per day. Because PR 2305 would only require about 10% of visits to be from Class 8 ZE trucks, warehouse operators are expected to find the most favorable duty cycles first (e.g., lower mileage) if they choose to use this method to earn WAIRE Points. Based on the data presented in the NCST study mentioned by the commenter and in data presented by CARB, this level of implementation will not require acquiring more ZE trucks than diesel trucks. The cost analysis used in the Final Staff Report and Socioeconomic Impact Assessment therefore provide reasonable estimates of expected outcomes of PR 2305 and PR 316.

The comment focuses on extreme use cases to argue that more than one electric truck would be needed to replace a diesel truck, but as the discussion above shows, there is a much higher fraction of electric trucks that could replace diesel trucks on a one-to-one basis using technology available today (between 29% to 63%) than the requirements for ZE truck visits (~10-15%) if that were chosen as the compliance requirement under PR 2305. Further, the study also concluded that NZE trucks powered by natural gas did not have any of the limitations of electric trucks.

The comment that economic estimates of the purchase cost of heavy-duty electric trucks is speculative is true to the extent that predicting the purchase price of any product into the future requires some level of speculation. The purchase prices of electric vehicles included in the Final Staff Report are consistent with information used in CARB's assessment for its Advanced Clean Trucks rulemaking. The purchase prices documented in Appendix B of the Final Staff Report and in the Socioeconomic Impact Assessment are the most reasonable estimates available given the information available at this time.

¹¹² https://ww2.arb.ca.gov/sites/default/files/2020-09/200918presentation_ADA.pdf

The comment that many firms do not want to quick charge during a shift due to impacts in productivity can hold true for some operations. Importantly, PR 2305 does not mandate that any zero emissions vehicles are used, nor does it require what kind of charging be performed. The flexibility provided by PR 2305 allows operators to find the most suitable technology for their operations, and to implement it at an incremental level, including allowing a phase-in through time. In this way, the impact on operations contemplated by the comment can be avoided.

See Master Response 9 for a discussion of the age of the California truck fleet.

Response to Comment 40-33

There is no requirement in PR 2305 forcing warehouse operators to build a charging station. If this option makes sense within their operational profile, then it may be an attractive option. Examples could include: if they plan to make the transition to electric trucks for their owned fleet, if they work with trucking companies directly and arrange for electric trucks to visit their site, or if they work with the goods owner who then arranges for trucking companies to visit their site with electric trucks. The comment that publicly accessible areas may be ‘the way to push turnover of the fleet’ is also allowed under PR 2305. Indeed the option for a Custom WAIRE Plan was added to the rule in part because of a request from some in industry to allow off-site charging stations to earn WAIRE Points.

Response to Comment 40-34

No warehouse operator is required to install a charging station by PR 2305. However, if a warehouse operator has arranged for ZE trucks to visit their facility (either with their own fleet or with a third-party fleet), then they may decide that adding a charging station is a good option to earn WAIRE Points. While truck drivers will likely choose where to recharge, having a convenient option to charge at a warehouse is likely to attract usage.

Response to Comment 40-35

There is no requirement that any warehouse operator install a charging station. In addition, an option was included into the rule that allows a warehouse owner to opt in to earn WAIRE Points (for example through the installation of charging infrastructure), and for warehouse owners to transfer WAIRE Points to warehouse operators located at the warehouse owners’ sites; warehouse operators can also transfer excess points between different warehouses within their control. Warehouse operators will understand their own operations and the time constraints and relationship they have with the warehouse owner under the terms of their lease. It is the warehouse operator’s choice to determine which compliance approach makes the most sense for their operations.

Response to Comment 40-36

There is no requirement that any warehouse operator install a charging station. PR 2305 also includes a phase-in schedule over a five-year period. About two thirds of warehouse operators

will not have any obligation to earn WAIRE Points until 2023, and the first third of warehouse operators will only be required to earn one third of their WAIRE Points in 2022. The leading organization working on a standard is CharIn, who is developing the Megawatt Charging System (MCS).¹¹³ The development of this global standard is progressing rapidly, and the final publication of the standard is expected in time for most charging stations that would be installed under PR 2305 to utilize it. This high power charger is also not yet included in the WAIRE Menu, but can be implemented through a Custom WAIRE Plan. In future technology reviews of the program (every five years), this infrastructure could potentially be added to the WAIRE Menu. Importantly, there are many smaller truck classes that will not need to rely on this MCS standard and can use more widely adopted standards like the Combined Charging System (CCS) or CHAdeMO.¹¹⁴

Response to Comment 40-37

There are currently commercially available heavy-duty trucks. Most of the WAIRE Menu options are commercially available and are in commercial service with the exception of ZE Class 8 on-road trucks which are in demonstration service but are not yet commercially available. NZE Class 8 trucks have been in commercial service for several years, and South Coast AQMD has incentivized approximately 1,200 NZE trucks. All but the ZE Class 8 trucks are commercially available and are in commercial service, with ZE Class 8 trucks projected to be available late 2021, with additional availability expected in 2022. Please see Master Response 3 for information on the commercial availability of NZE/ZE technology. Also see Appendix B of PR 2305 and PR 316's Final Staff Report, which contains information on the commercial availability of every technology in the WAIRE Menu.

Response to Comment 40-38

There is no requirement that any warehouse operator install a charging station. Some warehouses may be site constrained and would not have the space to install a charging station onsite, while other may have ample space. Warehouse operators are expected to take this into consideration, as well as any local building code requirements (similar to any construction project at a warehouse), prior to beginning any ZE charging station project. Also, as stated in Appendix C of the Final Staff Report, a warehouse facility's Floor Area Ratio "alone is not the sole determinant if a facility can install ZE charging/fueling infrastructure."

Response to Comment 40-39

The comment that drivers do not wait at warehouses is not always the case. As documented in the American Trucking Research Institute's 2019 study on Driver Detention Impacts on Safety and Productivity, 50% of respondents indicated that drivers were detained at their destination between 1 to 4 hours. There were many reasons cited for these delays, including lack of dock space, appointment issues, product readiness, dock-employee issues, etc. Therefore, there may be windows of opportunity that would be useful for truck drivers to take advantage of short

¹¹³ https://www.charin.global/media/pages/news/the-charin-path-to-megawatt-charging-mcs-successful-connector-test-event-at-nrel/12a6cecdf4-1615552637/201007_press_release_nrel_testing_final.pdf

¹¹⁴ Charging stations installed today for light duty vehicle commonly have both of these standards. A review of the South Coast AQMD region showed that 250 stations have ≥ 50 kW chargers with both CHAdeMO and CCS standards. <https://www.plugshare.com/>

‘opportunity charging’ to top off their battery. The availability of charging may thus allow a truck to go directly to another destination rather than returning to charge at its home base, which provides more efficient operations.

Response to Comment 40-40

The comment notes that coordination is needed between the warehouse operator or owner who wants to install charging infrastructure and their local utility. Utility stakeholders have also commented on this during rulemaking, and have indicated that they stand ready to assist customers who choose to pursue charging infrastructure. See Comment 41 for an example. Utilities have initiated programs to assist customers in charging stations for medium and heavy duty vehicles, including with SCE’s ChargeReady Transport program. This \$356 million program was authorized by the Public Utilities Commission to focus on installing charging infrastructure for medium and heavy duty vehicles. Additionally, the California Energy Commission is evaluating the grid needs, including by looking at wide-scale deployment of electric medium and heavy duty vehicles, and providing estimated grid impacts for utilities to use in the resource planning efforts.¹¹⁵ These efforts ultimately will be informed by customer demand, and individual warehouse operators will need to determine how charging infrastructure could work for their operations. PR 2305 does not require that any warehouse operator install charging infrastructure.

Response to Comment 40-41

Since the comment was submitted the requirements in PR 2305 have been changed from ‘using methods that contemporaneously record the truck trips and that are verifiable’ to ‘using methods that provide a verifiable and representative record’. As described in the WAIRE Implementation Guidelines included as Appendix A to the Final Staff Report (see section titled Truck Trip Counts for Determining WPCO), this updated method is designed to utilize existing practices by warehouse operators. As indicated by many warehouse operators during site visits and other conversations, trucks are already tracked as a security measure to ensure that goods are not loaded onto the wrong truck and are not stolen. Common information already recorded includes data such as: the trucking company, the license plate number of the truck, truck driver name, and when the truck arrived.

The comment mixes truck counting to determine a warehouse operator’s Weighted Annual Truck Trips (WATTs) for determining its WAIRE Points Compliance Obligation (WPCO) with tracking of NZE and ZE truck visits to earn WAIRE Points. At final stringency of PR 2305, if NZE and ZE truck visits are the only compliance option chosen, they may make up about 10-15% of truck visits to a warehouse. Methods that can be used to track NZE or ZE truck visits is also included in the WAIRE Implementation Guidelines in the NZE/ZE Truck Visits part of the WAIRE Menu section.

For multi-tenant warehouse operators, they are expected to have the same security procedures as operators who are single tenants in a warehouse. Truck counting to determine an operator’s

¹¹⁵ <https://efiling.energy.ca.gov/getdocument.aspx?tn=236237> (AB 2127 Report), <https://efiling.energy.ca.gov/getdocument.aspx?tn=237268> (Integrated Energy Policy Report)

WATTs does not require a check-in facility, and no trucks are expected to back up into the streets that weren't already doing so without PR 2305. Truck counting is designed to use a warehouse operators existing practices as much as possible. If additional data is needed, simple forms could be filled out by truck drivers, or trucking companies, to supply the requisite information for tracking NZE or ZE truck visits.

Response to Comment 40-42

South Coast AQMD Staff is recommending a stringency of 0.0025 WAIRE Points per WATT, which was a result of a thorough and extensive analysis of 19 WAIRE Menu compliance scenarios (see Final Staff Report, pp. 59-72). These scenarios provided an estimate of the range of potential costs and emissions reductions from implementation of PR 2305. Additional supporting analysis was included in the Socioeconomic Impact Assessment, including a warehouse relocation study. There is no mathematical equation governing the entire process, nor is an overarching governing equation required. The totality of the impact of the proposed rule has been considered for the recommended stringency of 0.0025 WAIRE Points per WATT. Higher and lower stringencies have also been analyzed, including 0.005 WAIRE Points per WATT and 0.0001 WAIRE Points per WATT, as well as another stringency approach that would phase in the stringency over five years from 0.0002 to 0.001.¹¹⁶

The benefits of the proposed rule at the recommended stringency include, but are not limited to:

- significant emission reductions of about 1.5 to 3 tons per day of NO_x, equal to about a 10-15% reduction (with a similar level of reduction for DPM),
- the encouragement of many facilitating measures to further enhance emission reductions from other programs including CARB rules and the ports' upcoming Clean Truck Program update,
- monetized public health benefits for most compliance scenarios that are about three times higher than the cost of compliance,
- compliance costs that are lower than normal cost increases that the industry experiences routinely in rent hikes (13 of the 19 scenarios analyzed had costs of \$0.23/sf/yr or less, which is only about half as much as rents have increased each year for the past decade),
- compliance costs that are well below the level found to potentially result in relocation of warehousing outside of South Coast AQMD (the warehouse relocation study by IEc found that no warehouses would relocate with PR 2305 costs less than \$1.50/sf/yr to \$1.75/sf/yr, which is about double the level of the highest mitigation fee scenario analyzed showing \$0.83/sf/yr at a stringency of 0.0025),
- a market signal for the goods movement industry to encourage adoption of NZE and ZE technologies on a more widespread basis than the unregulated market would provide – and much faster than CARB would require with its existing and proposed regulations,
- satisfying the requirements of control measure MOB-03 in the 2016 AQMP,
- satisfying the commitment in AB 617 Community Emission Reduction Plans, and
- reducing emissions for local communities located closest to warehouses who have experienced disproportionate environmental burdens just by living where they do.

¹¹⁶ <http://www.aqmd.gov/docs/default-source/planning/fbmsm-docs/presentation-slides-10-30-2020.pdf>

The other levels of stringency evaluated by Staff would either result in higher compliance costs or lower emission reductions and public health benefits; the proposed stringency of 0.0025 represents an accommodation of those two considerations. A higher stringency of 0.005 results in increased costs, and a greater likelihood that some warehouses could decide to relocate out of the region, albeit with increased emission reductions and public health benefits. The lower stringency of 0.0001 would result in substantially less emission reductions and public health benefits, with lower costs. The Board may use its independent judgment to set the final stringency within the bounds of the analysis contained in the record before it.

Response to Comment 40-43

The comment that the ‘impact of the rule on any NO_x, PM, and ozone has not even been modelled’ is incorrect. Tables 15 and 16 in the Final Staff Report clearly document the range of potential NO_x and PM reductions expected from PR 2305. See also Master Response 3. Also, PR 2305 is part of a comprehensive strategy to meet federal and state air quality standards, and the 2016 AQMP includes a robust modeling analysis that determines how that strategy will achieve those standards. Consistent with all rules adopted by South Coast AQMD and CARB that are part of the State Implementation Plan (SIP), individual rule analyses as a practical matter evaluate emission reductions and detailed ozone and other secondary pollutant modeling is conducted in AQMPs or other SIP submittals.

Response to Comment 40-44

The commenter is confusing emission reductions from the previous comment with concentrations in this comment. Emissions are the mass of a pollutant that is emitted from a source during a set period, measured as tons per day for most emission reduction discussions for PR 2305. Concentrations are the mass of a pollutant measured relative to another mass, measured as parts per billion in the case of air quality standards for ozone. Predicted future emissions (or emission reductions) of a pollutant are based on expected activity levels multiplied by an emissions rate (for example grams per mile of vehicle travel multiplied by vehicle miles travelled). Predicted concentrations require significantly greater levels of detail, including meteorology, analysis of chemical reactions in the air, location of emissions, nature of the emissions source (for example tall, skinny stacks compared to wide areas), etc.

The determination of ozone, NO_x, and DPM concentrations is not possible with the flexibility provided by PR 2305. Emission reductions could occur from a variety of activities, at different times of day, in different geographic locations, etc. This level of analysis is beyond the scope required to determine the potential impacts of a proposed rule like PR 2305. Instead, the 2016 AQMP includes the detailed analysis described above, and considers all potential emission reduction strategies to predict future pollutant concentrations, including for ozone, PM, and NO_x.¹¹⁷ Due to the extensive analysis included in the 2016 AQMP, each measure included in the control strategy is tracked by its emission reductions, not by its concentration reduction.

¹¹⁷ DPM concentration reductions can be similarly modeled, but those analyses are typically limited to site specific health risk assessments (e.g., included as part of some CEQA analyses for warehouse development projects), or in the regional MATES study prepared by South Coast AQMD that evaluates toxic health risks across the entire region.

Therefore, it is not inconsistent for the Final Staff Report to say that the estimated emission reductions from PR 2305 is anticipated to be about 1.5 to 3 tons per day (as shown in Table 15 in the Final Staff Report), whereas the potential NO_x and subsequent ozone concentrations have not been modeled. PR 2305 will contribute to ozone concentration reductions to the extent that its NO_x emission reductions are a component of the overall control strategy evaluated in the 2016 AQMP.

Response to Comment 40-45

The comment incorrectly characterizes what was stated in the Preliminary Draft Staff Report (PDSR). The actual sentence states, “With about 4,000 warehouse operators and dozens of options available for compliance, it is not possible to determine the precise cost or emissions impact of PR 2305 and PR 316.” (page 59 of the PDSR)

As stated in the comment, emission reductions have instead been calculated using a bounding analysis. The purpose of a bounding analysis is to bracket the range of potential outcomes that can occur. Any hybrid of actions that might occur will be contained within the bounding scenario analysis included in the Final Staff Report. PR 2305 is designed to have a multitude of compliance options (implementing any of the 32 WAIRE Menu actions, implementing an approved Custom WAIRE Plan, paying the optional mitigation fee, or a combination of all or some of these options) so that warehouse owners and operators have the flexibility to decide what compliance options work best for their specific warehouses. Since there are so many options for compliance and thousands of warehouse operators, the most reasonable approach is to determine the potential bounds of what PR 2305 and PR 316 would impose. See also Response to Comment 43-2.

Response to Comment 40-46

See Response to Comment Letter 43.

Response to Comment 40-47

See Response to Comment 40-45. The cost analysis is based on the same assumptions used for the bounding analysis conducted for emission reductions. The statement that this analysis provides ‘no information as to what the actual costs of PR 2305 will be’ is incorrect. The range of potential costs of PR 2305 are included in Table 20 of the Final Staff Report and the resulting socioeconomic impacts are analyzed and described in the Socioeconomic Impact Assessment.

Response to Comment 40-48

The concern about SIP credit does not consider the full range of options normally available to fold emission reductions into the SIP inventory. These options are discussed in Appendix D of the Final Staff Report. As an example, the indirect source rule adopted by San Joaquin Valley Air District was approved into the SIP by EPA, but the approval did not include any ‘SIP credit’ for emission reductions. However, the emission reductions achieved by their rule are included as part of normal updates to the mobile source emissions inventory in regular updates by CARB. This is likely the primary process by which SIP creditable emissions reductions would be accounted for with PR 2305 as well. Other prospective SIP creditable emission reductions methods may be possible too with the WAIRE Mitigation Program once funds are received and

the program has been established. All measures that can be quantified at this time have been included in the emission reduction analysis included in the Final Staff Report. As shown in Appendix D of the Final Staff Report, there are additional unquantifiable measures that could overlap in the future, including mitigation funding, the ports updated Clean Truck Program, and future CARB regulations. These measures have the potential to receive prospective SIP credit on their own. However if PR 2305 is in place, it has the potential to enhance those measures to achieve additional emission reductions.

As an example, incentive funding programs currently provide about \$65,000 for a NZE Class 8 truck purchase. If PR 2305 is adopted, the interest in NZE trucks is expected to increase. Incentive funding will still be available, but the potential amount offered could be lowered, thus incentivizing more trucks. Prospective SIP credit may be claimed for all trucks incentivized by that program, however the reason that more trucks were incentivized would be due to the market conditions brought about by PR 2305. Ultimately, what is important is that emission reductions occur, and SIP credit assigned to PR 2305 or another program is ultimately the same. As shown in Table 15 of the Final Staff Report, based on the best information available, PR 2305 is expected to result in about 1.5 to 3 tons per day of NOx reductions that will be credited in the SIP.

Response to Comment 40-49

Per the scenario analysis (Final Staff Report pp. 62-63), implementing PR 2305 is estimated to result in approximately 1.5-3 tons per day NOx emission reductions beyond emission reductions resulting from CARB regulations (CARB's Advanced Clean Trucks, Low NOx Omnibus, and Heavy Duty I/M rules), which is 10-15% reductions from baseline of both NOx and PM. Please see Master Response 4 for an explanation of emission reductions from warehouse ISR. Emission reductions from rule compliance are based on a bounding analysis of 19 scenarios of rule compliance, designed to show a range of potential compliance outcomes. The scenarios were developed to show potential impacts from scenarios of all WAIRE Menu actions, and the use of the mitigation fee option (Final Staff Report, pp. 59-60). Installing solar energy systems reduces regional emissions associated with warehouses and thus helps fulfill the main purpose of the rule. While installing filters does not reduce pollution, it reduces exposure to remaining emissions and thus provides public health benefits, which is a legitimate goal for a WAIRE menu option.

Response to Comment 40-50

Solar panels are a source of electricity that does not produce NOx, unlike natural gas fueled power plants. Therefore, solar panels would reduce NOx by reducing the power that needs to be produced by NOx emitting power plants. See Response to Comments 43-26 for additional discussion of solar panels. Air filters are a mitigation measure that provides a public health benefit, albeit less than from direct emission reductions. This measure reduces the concentration and exposure to particulate pollution indoors, including particulate pollution caused by trucks travelling to warehouses. Air filters are expected to be chosen rarely as a compliance option to earn WAIRE Points due to their higher cost relative to other compliance

options as shown in Table 20 of the Final Staff Report. See Response to Comment 40-51 for solar panel SIP credit explanation.

Response to Comment 40-51

Air filters would not result in any emission reductions and would not achieve SIP creditable emission reductions under any program. Solar panels have the ability to reduce the reliance on natural gas fueled powerplants. The powerplants emit NO_x, and any reduction in their use and emissions has the potential to be SIP creditable. Those SIP creditable emission reductions could be obtained through a number of ways, including emissions inventory updates, stationary source requirements, or through later SIP crediting actions that account for activities put in place due to PR 2305.

Use and installation of solar panels and air filters are discussed in several places in the Final Staff Report, including in the WAIRE Program Implementation Guidelines (Final Staff Report, Appendix A, p. 102), which is provided to help warehouse owners and operators understand how to comply with PR 2305 and PR 316. PR 2305 is designed to have a multitude of compliance options (implementing any of the 32 WAIRE Menu actions, implementing an approved Custom WAIRE Plan, paying the optional mitigation fee, or a combination of all or some of these options) so that warehouse owners and operators have the flexibility to decide what compliance options work best for their specific warehouses. Per analysis completed by South Coast AQMD Staff in the Final Staff Report (Final Staff Report, Appendix C, p. 143), out of the estimated 2,902 warehouses expected to be required to earn WAIRE Points under PR 2305, 214 already have solar panels installed. However, warehouse owners or operators do not necessarily have to install solar panels on their warehouse roof to earn WAIRE points; solar panels can be located anywhere on warehouse property to earn WAIRE points. Additionally, solar panels have become lighter, more efficient, and more flexible with recent technological advancements, reducing installation cost and allowing them to be installed in more applications (Final Staff Report, Appendix B, pp. 136-137).

Response to Comment 40-52

Costs of installing and using air filters and air filtration systems were analyzed as part of the scenario bounding analysis in the Final Staff Report, which had an annual average cost of \$0.77 per square foot and \$0.79 per square foot, respectively (Final Staff Report, p. 72). These costs were within the range of costs of all the WAIRE Menu actions or mitigation fee, and are one of the more expensive options. The WAIRE Points cited by the commenter appear to be inadvertently flipped. A warehouse operator would earn 51 WAIRE Points for every 200 filters installed, or about one WAIRE Point for every four filters installed. While air filters may be among the more expensive options, they could be selected by a facility that does not want to use the truck related options or pay a mitigation fee, or who prefers to provide a tangible public benefit in the neighborhood.

Response to Comment 40-53

Information on the proposed rules' documents and hearing date has been updated since this comment letter was dated. Per guidance from South Coast AQMD's Governing Board, the proposed rules' hearing date is now May 7, 2021. The first draft of the Socioeconomic Impact Assessment and the first draft of the Staff Report (which contains the comparative analysis)

was available on March 3, 2021, and second draft of both available on April 7, 2021 (accessible here: <http://www.aqmd.gov/home/air-quality/clean-air-plans/air-quality-mgt-plan/facility-based-mobile-source-measures>). The March 3, 2021 release date would have been 30 days before the previously anticipated hearing date of April 2, 2021, and the April 7, 2021 release date is also 30 days before the current hearing date of May 7, 2021. Rule language for PR 2305 and PR 316, and emissions and scenarios calculations have also been released on these dates as well. The WAIRE Program Implementation Guidelines have been released to the public on March 3, 2021 and April 7, 2021, as well (they are found within the Staff Report, Appendix A).

Response to Comment 40-54

The only remaining records that have yet to be produced as part of the public records requests are the requests for ‘all records of communications, including without limitation internal e-mail communications...’ This is a broad catch-all request that takes time to gather, review, and produce, and these records are not anticipated to affect the ability to review and provide comment on the proposed rule. All other records, data, calculations, and files included in the request have been produced.

Response to Comment 40-55

All responses to comments received on the Draft Environmental Assessment will be included in the Final Environmental Assessment, as required by CEQA.

Response to Comment 40-56

South Coast AQMD’s Governing Board has been given adequate updates during the proposed rules’ development. As discussed in Response to Comment 44-53, South Coast AQMD Governing Board (along with the general public) have received relevant rule documents in a timely manner, at least 30-days ahead of scheduled hearing dates. In addition, since May 2018 there have been seven Mobile Source Committee briefings, three Governing Board Updates, one Public Workshop, one Community Meeting, and 12 working group meetings. Following the set hearing vote of the Board on March 5, 2021, an extra month was provided before the Board will consider the proposed rule, now scheduled for May 7, 2021.

Response to Comment 40-57

Again, thank you for your interest in the warehouse ISR development process and for bringing your comments to our attention.

Response to Comment Letter 41 - SoCal Edison - March 2, 2021

Response to Comment 41-1

Thank you for your interest in the warehouse ISR development process and for bringing your comments to our attention.

Response to Comment 41-2

South Coast AQMD Staff appreciates the efforts of SCE to assist in the transition to transportation electrification as it has a critical role to play in the electric ecosystem in our region.

Response to Comment 41-3

The comment is correct that AB 617 Community Steering Committees have looked to PR 2305 as an important strategy to assist in meeting their communities' emission reduction needs. Community Emission Reduction Plans that have been approved for four different AB 617 communities have included the development of a warehouse Indirect Source Rule as an action, and PR 2305 would fulfill that commitment.

Response to Comment 41-4

SCE's Charge Ready Transport (CRT) and other electrification programs will serve as welcome measures to assist warehouse operators and owners to comply with PR 2305 if it is approved. Staff appreciates the feedback that SCE has provided during the development of PR 2305 on the details of these programs so that the proposed rule can work most effectively.

Response to Comment 41-5

The data sharing with companies such as SCE have helped in the development of the warehouse ISR, as information on the costs and the processes required to install ZE charging infrastructure is considered. As stated in previous comment responses there is a lot of work necessary to prepare for California's zero emissions future in the way of charger availability and grid electrical supply. PR 2305 in addition to reducing emissions toward the goal of attaining the federal ozone standards is a facilitative measure that will result in early compliance of other regulations for emission reductions. PR 2305 also supports California's zero emissions future by including the installation of ZE infrastructure, acquisition of ZE trucks, and the installation of solar panel systems on the WAIRE Menu. Throughout the rule development process, South Coast AQMD Staff has followed the CEC and CPUC activities to bring attention to planning ahead and anticipating more ZE vehicles plugging in to charge which would cause a significant draw on the existing grid.

In addition to the milestones mentioned in the comment, PR 2305 requires warehouse operators to prepare a one-time Initial Site Information Report (ISIR) the first year that they are at a warehouse and need to earn WAIRE Points. This ISIR requires early reporting from the warehouse operator that includes details about the site, including the number of existing charging stations, as well as initial advance planning for how they anticipate earning the required number of WAIRE Points for their first compliance period. This will serve as another important advance planning approach that can assist the operators and utilities as they plan for charging station installations and solar panel installations.

Response to Comment 41-6

Data submitted to South Coast AQMD would be public information unless specifically designated as trade secret or confidential by a warehouse owner or operator, and confirmed through South Coast AQMD's Guidelines for Implementing the California Public Records Act.¹¹⁸ If PR 2305 is approved, South Coast AQMD plans to develop a portal that will provide the public, and utilities, information about warehouse operator compliance. The development of that portal will include a public process and the commenter is encouraged to provide feedback on specific information you are interested in seeing at that time.

Response to Comment 41-7

Thank you for your comments and interest in the warehouse ISR.

¹¹⁸ <http://www.aqmd.gov/docs/default-source/default-document-library/Guidelines/pr-guidelines.pdf>

Response to Comment Letter 42 - Southwest Carpenters – 3/1/2021

Response to Comment 42-1

During the March 5, 2021 South Coast AQMD Board Meeting, the Board decided to delay the public hearing for PR 2305 by 30 days, postponing the public hearing until May 7, 2021. Additionally, a recent revision to the PR 2305 rule language was released on April 7, 2021 which delayed the rule implementation schedule by six months. South Coast AQMD Staff has prepared a Socioeconomic Impact Assessment (SIA) which analyzes the economic impacts of PR 2305. See the SIA and Master Responses 5 and 6 for a response to the concerns about economic impact and uncertainty.

Response to Comment 42-2

South Coast AQMD Staff agree that even during the COVID-19 pandemic the warehousing industry has grown. The increased warehousing activity has resulted in further decline of public health in the communities surrounding warehouses. See the response to Comment 42-1 and Master Response 4 for the response to concerns about the economy and the warehousing industry.

Response to Comment 42-3

As stated in Comment 42-1, the public hearing was delayed 30 days from the originally scheduled public hearing to allow more time to evaluate PR 2305. Thank you for your comments and interest in the warehouse indirect source rule.

Response to Comment Letter 43 – Ramboll – 3/2/2021

Response to Comment 43-1

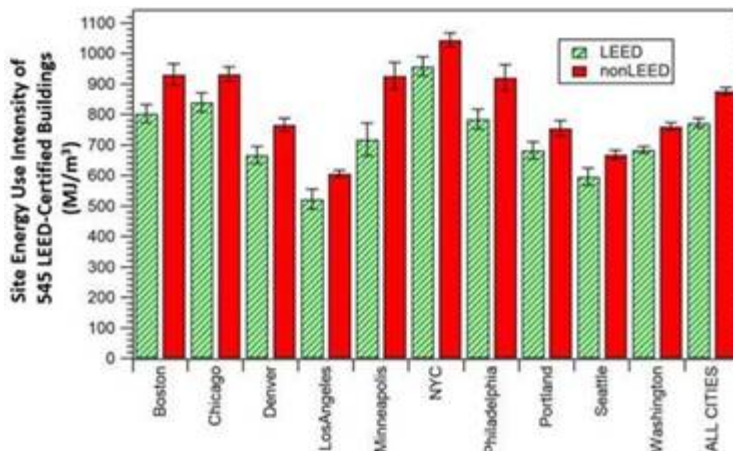
Thank you for your interest in the warehouse ISR development process and for bringing your comments to our attention.

Response to Comment 43-2

As stated in the PR 2305 rule language the purpose of this rule is to reduce local and regional emissions of nitrogen oxides and particulate matter, and to facilitate local and regional emission reductions associated with warehouses, in order to assist in meeting state and federal air quality standards for ozone and fine particulate matter. Please see Master Response 3 regarding PR 2305 emission reductions.

Table 15 of the Final Staff Report presents the result of the scenario bounding analysis in which all 2,902 warehouses would comply with a single action from the menu from 2022 through 2031. In Table 15, only scenarios 15 and 16 have 0 ton/day NO_x emission reductions in years 2023 and 2031. Scenarios 15 and 16 are filter system installation and filter purchases which only reduce exposure to particulate matter. These two scenarios are among the most expensive options and it is highly unlikely that all warehouses choose these two high-cost menu items for compliance every single year. No single scenario in this bounding analysis is expected to occur. Rather, they present a bounding analysis of possible compliance outcomes and in reality, a hybrid of all scenarios (or other compliance approaches encompassed within the range of scenarios analyzed) is expected to occur and individual warehouses are expected to use different compliance options in a given year.

This analytical approach and resulting uncertainty in precise results is expected, especially when looking at other similar programs. Two examples include LEED and San Bernardino County's GHG plan which are both based on menu-based points systems. Below is a graph from a study that evaluated the performance of LEED certified buildings, with ranges between cities and within cities.¹¹⁹ This difference in performance reflects the different ways in which buildings comply with LEED using its menu-based points system.



¹¹⁹ Energy and Greenhouse Gas Savings for LEED-Certified U.S. Office Buildings, Energies, Jan. 2021.
<https://www.mdpi.com/1996-1073/14/3/749>

In addition, San Bernardino County's Greenhouse Gas Plan states, "...the precise amount of GHG emissions reductions cannot be estimated for new development on a measure by measure basis. Rather, the analysis examined feasible scenarios of reductions that would result from new development utilizing different reduction strategies..."¹²⁰

The bounding analysis shows the most impact any one compliance option could create; actual rule compliance for each compliance option will be within the impact shown in the bounding analysis (Final Staff Report, pp. 62-63). Per the scenario analysis, implementing PR 2305 is estimated to result in approximately 1.5-3 tons per day NOx emission reductions beyond emission reductions resulting from CARB regulations (CARB's Advanced Clean Trucks, Low NOx Omnibus, and Heavy Duty I/M rules), with some scenarios showing potentially higher reductions.

Response to Comment 43-3

Please refer to Master Response 2d regarding the technology availability of NZE and ZE trucks. Regarding Scenario 5 (ZE Class 8 Visits), in order to allow for the technology phase-in of ZE trucks, for the first compliance year (i.e., 2022), facilities are only assumed to comply through paying the mitigation fee, and are not assumed to have any ZE Class 8 visits until 2023. The emission reductions in 2023 is therefore a combination of ZE Class 8 visits as well as reductions from mitigation fees paid in 2022 (assuming \$100,000/ton consistent with Carl Moyer funding program cost-effectiveness) which resulted in 5.1 tons per day NOx emission reductions.

The commenter is correct that the emission reductions shown in 2031 from Scenario 7 are much higher than other scenarios, as this scenario is a bounding analysis to show the highest costs expected for mitigation fees (Scenario 7 results in about \$0.83/sf/yr). If all warehouses pay the mitigation fee in this worst-case cost scenario, annual average costs would be about \$670 million. This level of funding in the WAIRE Mitigation Program would result in a substantial turnover of trucks, and much higher public health benefits with emission reductions up to about 20 tons per day. However, because warehouse operators are expected to find ways to reduce their costs, it is expected that they would earn points from these incentivized trucks. A more realistic scenario showing the interaction between a mitigation fee-only scenario and the WAIRE Mitigation Program was modeled and included in the Final Staff Report (Scenario 7a). If warehouse operators earn points from visits from trucks incentivized by the WAIRE Mitigation Program, costs could be as low as \$0.14/sf/yr, similar to the costs warehouse operators would face if they took actions themselves to get NZE or ZE trucks to visit their facilities, with emission reductions of about 2.7 tons per day.

Response to Comment 43-4

Staff has taken comments in this letter into consideration and updated the calculation methodology for discounting impacts from CARB's regulation.¹²¹ Emission rates used for the calculation reflect impacts from CARB's Heavy Duty I/M program using factors from CARB's Mobile Emissions Toolkit for Analysis (META) for South Coast ("Parameters" Tab, in PR 2305 Draft Scenario Calculations_v3). The impact from CARB's Advanced Clean Truck

¹²⁰ <http://www.sbcounty.gov/Uploads/lus/GreenhouseGas/FinalGHGFull.pdf#page=181>

¹²¹ All spreadsheets are available for download at: www.aqmd.gov/fbmsm

(ACT) regulation is accounted for by considering the approximate number of ZE truck visits that each facility would receive as part of the baseline truck fleet with ACT in place. Warehouse operators were assumed to earn WAIRE Points from those ZE truck visits that would go towards their WAIRE Point Compliance Obligation (WPCO), even if they did not take any actions to cause those visits to occur. Any subsequent action taken would therefore be surplus and beyond CARB's ACT rule. Impacts from CARB's CA Low NOx Omnibus are accounted for in the PR 2305 Draft Baseline Emission Inventory. Because PR 2305 does not provide WAIRE Points for Low NOx Omnibus trucks, and emission reductions from NZE or ZE truck visits would be surplus.

Response to Comment 43-5

The comment states that substantial evidence has not been provided to show that PR 2305 will result in emissions reductions 'despite enormous costs'. The analysis included in the Final Staff Report, supporting appendices, and spreadsheets constitute a thorough and robust analysis and provides the evidentiary support to estimate the potential impacts of the rule. Further, the costs associated with implementing PR 2305 are almost entirely due to implementing lower emissions technologies. If the commenter's assertion that emission reductions are already going to occur with CARB rules were correct, then the costs associated with PR 2305 would also be substantially lower than shown in the Final Staff Report and Socioeconomic Impact Assessment (SIA) because those costs would already be included in the baseline (as costs attributable to CARB rules rather than PR 2305). The detailed calculations and analysis included in the Final Staff Report and SIA demonstrate that the comment's premise is incorrect, and additional emission reductions and costs are expected due to PR 2305. Please refer to Master Responses 3 and 8.

Response to Comment 43-6

Please refer to Master Response 3. Currently, South Coast AQMD's jurisdiction is classified as being in extreme nonattainment status for the federal National Ambient Air Quality Standards (NAAQS) ozone standards, and serious nonattainment for the federal fine Particulate Matter (PM_{2.5}) standards. As stated in Chapter 1 of the Final Staff Report, NOx is the primary pollutant that needs to be reduced to meet federal air quality standards as it is a precursor to ozone and fine PM. The AQMD's Scientific, Technical & Modeling Peer Review Advisory Group Meeting (STMPR) presentation on Jan 27, 2021 emphasized the significance of NOx emission reductions to attain federal ozone standards. At this meeting, South Coast AQMD Staff presented a modeling analysis for the early COVID-19 shelter-in-place period that occurred in spring 2020. The modeling analysis indicated that a marginal amount of NOx reductions in some instances can bring a temporary ozone increase due to the diminishing NOx titration of ozone. However, a significant amount of NOx reductions overcome the NOx disbenefit and will lower ambient ozone level, and are in fact the only pathway that can achieve federal air quality standards throughout the South Coast AQMD. As discussed during the STMPR meeting, NOx strategy is identified as the only viable path to attain the 75 and 70 parts per billion (ppb) NAAQS in South Coast Air Basin.

The cited article's finding, by Parrish et al (2017a)¹²², is based on using least squares fitting method to fit Ozone Design Values (ODV) from six air basins (South Coast, San Diego, South Central Coast, North Central Coast, Mojave Desert, and San Joaquin Valley) to an exponential function with a constant positive offset. The approximate 35 years required to reach the new NAAQS of 70 ppb in the Los Angeles area is based on the derived exponential formula assuming: a) the U.S. background remains constant and b) the previous rate of exponential decrease of the anthropogenic ozone enhancements into the future is maintained. The authors have acknowledged that the derived exponential equation provides robust description of past changes, however, there is no guarantee that future evolution would necessarily follow the same functional form and the use of the equation can only provide a guide for future thought. The fact that one study that does not use EPA-required modeling methods predicts a long timeframe required to meet NAAQS does not justify waiting to implement legally mandated measures to reduce NO_x. The Clean Air Act requires the adoption of a plan to attain the national ambient air quality standards, and if the study is correct, there would be even greater need for the reductions to be obtained from PR 2305 and other strategies. Furthermore, the same author [Parrish et al (2017b)], later in another article states, "Reducing the Nation's emissions of ozone precursors is the only effective tool available to improve local and regional air quality over the U.S. Emission reduction efforts over multiple decades have yielded dramatic improvement in ozone air quality, but many regions still do not meet the NAAQS. The extent of further reductions necessary for a given region to reach the standard is not quantitatively known, but the reversal of the long-term increase in baseline ozone entering the U.S. from the Pacific will certainly ease the difficulty of achieving further reductions in ozone concentrations." ¹²³ In this article Parrish et al., (2017b) indicate that background ozone concentrations are not constant, and the increasing trend in background ozone concentrations (resulting in the estimate of ~62 ppb ozone in the future in the first article, about 89% of the 70 ppb standard) ended in the early to mid-2000s, and the background concentrations have begun to decrease (with recent measured ozone around 35 ppb and declining in the second article) thus making achieving U.S. air quality goals easier than predicted in the article cited by the commenter. As further discussed in the article, recent analyses of satellite data showed that the decade-long increase in NO_x emissions in China has ended and that those emissions are now decreasing; this emission change may be at least partially responsible for the observed background ozone decrease.

The fact that author has shown in a separate article that the background ozone concentration is not constant and in fact decreasing makes the first assumption made in reaching the 35-year time-frame analysis not accurate. While control strategies from earlier AQMPs and SIPs have lowered ozone level successfully, they have also shifted the ratio of NO_x and VOC emissions that contribute to ozone formation. This change in the ozone formation regime also undermines a second assumption made in the Parrish et al. (2017a) analysis – that the previous rate of exponential decrease in anthropogenic ozone is not constant. The approach cited in Parrish et al (2017a) did not consider the decreasing background ozone trend nor incorporate the changes in ozone chemistry.

¹²² <https://agupubs.onlinelibrary.wiley.com/doi/epdf/10.1002/2016JD026329>

¹²³ <https://agupubs.onlinelibrary.wiley.com/doi/full/10.1002/2017GL074960>

A more accurate method of predicting ozone levels would quantitatively evaluate the changes in VOC and NO_x emission levels along with using up to date estimates of background ozone. This much more detailed and robust analysis is what was conducted as part of the 2016 AQMP. Because of this detailed analysis, which follows EPA's prescribed methods, EPA approved the modeled attainment demonstration in the 2016 AQMP, which is fundamentally based on a NO_x reduction strategy. With EPA's approval, South Coast AQMD and CARB are required to carry out the control strategies in the 2016 AQMP. Therefore, due to the best scientific analysis, and the now legal mandate to carry out the 2016 AQMP, PR 2305 has been designed to achieve additional NO_x reductions. No one rule can achieve air quality standard, but PR 2305 is part of the larger comprehensive strategy to meet those goals. The cost-effectiveness of PR 2305 is discussed in the Socioeconomic Impact Assessment and in Table 23 of the Final Staff Report.

Response to Comment 43-7

The commenter is correct that a new version of EMFAC was released in January 2021, and the technical documentation describing how the EMFAC2021 calculates emissions was released by CARB on March 26, 2021, after the First Draft Staff Report was released.¹²⁴ However, this version of EMFAC is not yet approved by U.S. Environmental Protection Agency (EPA). South Coast AQMD typically does not use versions of EMFAC that are not approved by U.S. EPA, as there could be updates to the model before final approval. For example, the development of the 2022 AQMP will use EMFAC2017 because approval of EMFAC2021 is not anticipated before the 2022 AQMP is due to U.S. EPA. The latest version approved by U.S. EPA is EMFAC2017 which has been used in this analysis. Further, post-processing of the EMFAC2017 model output was conducted following methods developed by CARB to include recent regulations, including CARB's Advanced Clean Trucks rule, Low NO_x Omnibus rule, and the Heavy Duty I/M rule. These enhancements were developed in CARB's META tool as part of its development of its draft Mobile Source Strategy.

Response to Comment 43-8

AQMD staff is aware of the new adjustments to the newly released EMFAC2021 model. See Response to Comments 43-7. Staff has accounted for emission reductions from CARB's ACT, Low NO_x Omnibus regulations and Heavy-Duty I&M Program using estimates provided by CARB that were developed in their version of Mobile Emissions Toolkit for Analysis (META) for South Coast as part of their Mobile Source Strategy development.¹²⁵ Staff has accounted for the abovementioned regulations in the baseline emission inventory as well as scenario calculations using emission reductions provided in META. Importantly, EMFAC2021 does not account for the Heavy Duty I&M program. However, it has been included in the PR 2305 scenario calculations and baseline emission inventory development because detailed estimates of its expected effects have been developed by CARB, and the regulation is sufficiently developed both in regulatory concept and per statutory requirement (SB 210 (2019), Health and Safety Code 44150 et seq.). If the Heavy Duty I/M program is not included in the analysis, then the baseline emissions inventory and the PR 2305 emission reductions would be higher at the same level of implementation and costs. By comprehensively accounting for these

¹²⁴ A subsequent version was released on April 30, 2021, further illustrating that the model is not yet final.
<https://content.govdelivery.com/accounts/CARB/bulletins/2d48287>

¹²⁵ <https://arb.ca.gov/emfac/meta/>

regulations, the analysis included in the Final Staff Report has ensured that no double counting of emission reductions has occurred.

Response to Comment 43-9

See Response to Comments 43-7 and 43-8. While EMFAC2021 does include updated methods (like every new version of EMFAC), these updates have not yet been approved by EPA. The analysis included in the Final Staff Report uses the most recent EPA-approved version of EMFAC, and then uses CARB methods to post-process the output to estimate the effect of their recent regulations. This analytical approach provides a robust and thorough analysis of expected emission reductions from PR 2305.

Response to Comment 43-10

The South Coast Air Basin version of CARB's META Tool was provided to the commenter on February 5th, 2021. Additional emission calculation spreadsheets are available at www.aqmd.gov/fbmsm, and methods are additionally described in the Final Staff Report. The methods used by CARB to prepare the META tool are available in the Draft Mobile Source Strategy¹²⁶ and in the spreadsheet provided to the commenter.

Response to Comment 43-11

South Coast AQMD received a Public Records Act request from Snell and Wilmer on behalf of NAIOP, seeking this information and South Coast version of META, was provided on February 5th, 2021. Staff has used the HD I/M factors provided in CARB's META Tool for South Coast. Further analysis of how Staff implemented the Heavy Duty I/M factors to truck emission rate calculations can be found in Draft Truck Emission Rate Calculations spreadsheet available on South Coast AQMD's website.¹²⁷

Response to Comment 43-12

The final approval for Advanced Clean Fleet (ACF) and Zero-Emission Drayage Trucks are not anticipated until late 2022. Moreover, the goals set by the executive order (EO)N-79-20 are not regulations or requirements on fleets but are instead directions for state agencies to pursue those goals, if feasible. Although the most recent concept for the ACF regulation includes a goal to get 100% of the drayage fleet to be zero emissions by 2037,¹²⁸ it is unclear if the proposed concept will result in any actual emission reductions in the 10-year period evaluated as part of the PR 2305 analysis. The current concept for drayage trucks in ACF prevents new non-ZE trucks from entering the drayage registry after 2023. Because the drayage market is composed of a significant fraction of used trucks,¹²⁹ there will be a significant cost differential between a new ZE truck, and an existing diesel truck. The most likely outcome is that used diesel trucks in the registry will be used as long as possible [up to 18 years per the requirements

¹²⁶ https://ww2.arb.ca.gov/sites/default/files/2020-11/Draft_2020_Mobile_Source_Strategy.pdf

¹²⁷ www.aqmd.gov/fbmsm

¹²⁸ Slide 18 at <http://www.aqmd.gov/docs/default-source/clean-air-plans/air-quality-management-plans/2022-air-quality-management-plan/carb-epa-presentations---hd-trucks-03-24-21.pdf>

¹²⁹ Ibid, Slide 15. See also <https://cleanairactionplan.org/documents/final-drayage-truck-feasibility-assessment.pdf/>

of SB 1 (2017)] to avoid the cost of purchasing a new ZE truck. As occurred during the previous drayage rule, short distance dray-offs will be the most likely mechanism of compliance. In this case, that would mean that the oldest diesel drayage trucks would shorten their trips out of the port to avoid racking up miles and hitting the 800,000 mile threshold for turnover. Diesel trucks would then be able to continue the drayage trip to its ultimate destination. This approach will ensure that the dirtiest trucks continue to call at the port for as long as possible, all while a ZE regulation is in place. There is no proposal we are aware of that would address how to enforce the optimistic emission reductions envisioned during the working group meetings. This outcome is entirely foreseeable given the recent history described above.¹³⁰

It is also unclear how the goals in the Ports Clean Air Action Plan are going to be met as no implementation date has been set, and no plan has been adopted as to how the \$10 per TEU will be used to subsidize the purchase of ZE/ NZE trucks. Given these limitations, it is speculative to determine precisely how much emission reductions the ports' anticipated new Clean Truck Program will achieve relative to PR 2305. However, using the following broad assumptions, the emission reductions at PR 2305 warehouses from a fully implemented Clean Truck Program (CTP) could be about 1-2%. Once the CTP is in place, it could raise about \$90 million per year.¹³¹ If those funds are spent on NZE trucks, at most it may turn over about 6% of the drayage fleet per year. That could be less because newer NZE trucks will be competing against lower cost used diesel trucks. The turnover could also be significantly lower if the ports focus their funding on ZE trucks, which are expected to be much more expensive than NZE trucks early in the program. About 65% of imported containers that do not go to an on-dock or off-dock rail yard could be assumed to go to a warehouse. Many warehouses that receive imported containers close to the ports are smaller than 100,000 sf and therefore not covered by PR 2305. Using the ratio of drayage activity compared to other Class 8 truck activity from EMFAC and the ratios above, a maximum of about 5% of all trips to PR 2305 warehouse are drayage trips coming from the ports. Using the 6% replacement rate for NZE trucks, and the 5% of trips, the maximum emission reductions from the CTP by 2031 would be about 1-2%. PR 2305 is estimated to provide about a 10-15% reduction, and this 1-2% estimate would be a subset of the total reductions. Because the emission reductions are a subset, the costs for these trucks would also be a subset and attributable to the port program rather than to PR 2305, and the cost-effectiveness of PR 2305 is not expected to materially change.

Finally, PR 2305 could enhance the emission reduction potential of the CTP. Because the CTP only applies at the ports, as a standalone program it is foreseeable that it would result in dray-offs, similar to what was described for the ACF drayage concept. If PR 2305 is in place, then it is much more likely that a NZE or ZE truck that picks up a load at the ports will take that load all the way to a warehouse so that the warehouse operator can earn WAIRE Points, rather than a short trip to a nearby facility to transfer the load to a diesel truck.

Response to Comment 43-13

¹³⁰ <http://www.caclutchandgear.com/carb-cracking-down-on-port-freight-loop-hole/>,
<https://www.freightwaves.com/news/l-a-port-tries-to-close-truck-program-loop-holes>,

¹³¹ https://www.portoflosangeles.org/references/news_022720_clean_truck_rate

The commenter is correct that truck trip lengths will vary by warehouse, and for each truck trip. However, obtaining actual warehouse truck trip lengths is not feasible in a universe of 2,902 warehouses, thousands of trucks, and millions of truck miles. Some trip lengths may be longer, and some may be shorter; therefore an average truck trip length is the most representative of all the trips occurring in the basin, especially in relation to a rule analysis that evaluates a broad swath of the trucking activity in the basin like PR 2305.¹³²

Further, based on Staff interviews with industry participants, many trucking companies indicated that they consider information about their vehicle miles traveled data and where they travel as business confidential, and do not want to disclose that to warehouse operators (who may be competitors). Further, some trucks carry goods to multiple warehouses on a single route, and assigning the mileage to each warehouse is impractical. Because of this, assigning specific differential mileage by warehouse is not a viable approach. Therefore, the use of average truck trip lengths is the most reasonable approach when considering the impacts of PR 2305.

Response to Comment 43-14

Using the trip lengths from the 2016 RTP is consistent with the 2016 AQMP analysis and with EMFAC2017, which are both used in the Final Staff Report. New trip lengths have not yet been determined using results from the 2020 RTP as those are prepared during the development of the subsequent AQMP, and not made final until after that AQMP's approval. In this case it will be the 2022 AQMP that is expected to be approved next year. The average trip lengths used in the analysis in the Final Staff Report are also representative of what is expected for warehousing activity based on conversations with individual warehouse operators as well as the range of trip lengths used in CEQA analyses reviewed by Staff for new warehouse projects. As an example, Class 8 trucks are assumed to travel 39.9 miles per trip in the analysis conducted in the Final Staff Report, which is based on modeling conducted for the 2016 RTP and the 2016 AQMP, and typical trip lengths used in warehouse CEQA documents is 40 miles. The enhancement the commenter suggests for passenger vehicle trips would not affect the emission reduction analysis because no scenario assumed emission reductions from employee cars.

Response to Comment 43-15

The internalization rate used in the Final Staff Report is the best available information, and the commenter did not provide any specific alternative data source that could be used. The commenter's claim that the internalization constant (i.e., the truck trips between warehouses) is applicable only to drayage is also incorrect. The rate is applicable to imported goods, whose first trip is a drayage trip coming from the port.¹³³ However the study evaluates where the goods go after the first drayage trip as well, which is how the percentage of trips between warehouses is actually determined. In conversation with SCAG staff about this approach, they

¹³² Using average trip lengths is common practice when calculating potential emission reductions of control measures, including the use of standard software like CalEEMod (<http://www.caleemod.com/>), and in SIP measures (<https://www.arb.ca.gov/planning/sip/imp2016sip/finalreport.pdf>).

¹³³ A drayage trip is one which has an origin or destination at the port.

concurred that the use of the internalization rate from their study is reasonable, and they are unaware of other sources of information which could be used.¹³⁴

Response to Comment 43-16

For the analysis of yard truck emissions staff has used proprietary data purchased from Powersys which is considered confidential. The information that is not business confidential and the calculations have been provided in the spreadsheets available at www.aqmd.gov/fbmsm.

Response to Comment 43-17

The requested data was provided to the commenter on February 5th, 2021. Some of the information provided as part of the business survey is considered business confidential, and aggregated results were provided. This data is considered the most reliable information available as it is specific to warehouses in the South Coast AQMD. Therefore the analysis conducted using this data is not arbitrary. The data included in the public release on the website was limited to warehouses >200,000 sf due to the focus of that study on larger warehouses. The original dataset included smaller facilities too, which is the data that was used in the analysis in the Final Staff Report.

Response to Comment 43-18

As mentioned in Final Staff Report Chapter 1 Table 2, the TRU calculations are based on CARB methods available on their website.¹³⁵ These are the best available estimates of emissions from this category of equipment, and are not arbitrary to include as part of the PR 2305 analysis. The comment states that unspecified details are not available, however the spreadsheet calculations that are used to support the Final Staff Report analysis includes all detailed calculations used in the analysis, based on CARB's methodology. The comment then refers to yard trucks at the end, but it is not clear if this is a typographic error since the rest of the comment is about TRUs. Regardless, detailed yard truck calculations have been performed and are documented and included in the Final Staff Report in Appendix B.

Response to Comment 43-19

The errors in the emission rate calculations noted by the commenter have been updated in the Final Staff Report and are included in the spreadsheets available at www.aqmd.gov/fbmsm.

The updated calculations have been included with other updates Staff has made appropriate corrections in the baseline emissions inventory and updated the 2019 NOx and DPM emissions in the Draft Staff Report released on March 3rd, 2021.

Response to Comment 43-20

¹³⁴ Personal communication with Annie Nam, SCAG Goods Movement and Transportation Finance Manager, April 2021.

¹³⁵ <https://ww2.arb.ca.gov/our-work/programs/transport-refrigeration-unit/tru-meetings-workshops>,
https://ww2.arb.ca.gov/sites/default/files/classic/cc/cold-storage/documents/hra_emissioninventory2019.pdf

TRU emission calculations for cold storage warehouses in the baseline emission inventory have been updated based in part on this comment and in part to more accurately reflect the proportion of warehouses that are expected to be cold storage relative to non-cold storage. This update used a linear regression and data from two SCAG studies.¹³⁶ Details of the updated calculation can be found in PR 2305 Draft Baseline Emissions Inventory, “Cold Storage” tab available at www.aqmd.gov/fbmsm.

Response to Comment 43-21

The analysis conducted for the baseline inventory and the scenario calculations is as consistent as possible, but necessarily differs because different activities are expected to occur with and without the rule. Both the baseline and scenario calculation analyses utilize EMFAC2017 as a base, and both account for recent CARB regulatory activity including Advanced Clean Trucks, Low NOx Omnibus, and Heavy Duty I/M.¹³⁷

Some updates have been included in the most recent scenario analysis to ensure that recent CARB regulations are appropriately analyzed. However, because these three rules will not be treated the same under PR 2305, the method of including them is different. For example, trucks that comply with ACT would earn WAIRE Points, but trucks that meet the Low NOx Omnibus standards or that comply with the Heavy Duty I/M program would not earn Points. In the scenario analysis, the benefit from ACT is first determined by assigning WAIRE Points to truck visits from ACT trucks. This reduces a warehouse operators WAIRE Points Compliance Obligation. Then the remaining actions needed by the warehouse operator for each scenario is calculated, and the resulting emissions benefit are determined. In contrast, in the baseline emissions inventory, the emissions reductions from ACT are directly accounted for without calculating any Points.

Response to Comment 43-22

See Response to Comments 43-9 to 43-15 as the same responses apply to both the scenario calculations and the baseline emissions inventory.

Response to Comment 43-23

The baseline emissions inventory focused on the most significant sources of emissions related to warehouses. The emissions from providing power to warehouses does not materially affect those estimates, but an estimate is included in this response for completeness. An estimated

¹³⁶ https://scag.ca.gov/sites/main/files/file-attachments/task4_understandingfacilityoperations.pdf?1604268216, https://scag.ca.gov/sites/main/files/file-attachments/task2_facilityinventory.pdf?1604268149

¹³⁷ The analysis that was conducted for Heavy Duty I/M is conservative, in that the emission reductions from that program may be overstated by CARB. To the extent that they are the emission reductions due to PR 2305 would be greater. Examples include uncertainty whether the proposed lower emission rates anticipated for that program will apply equally to in-state vs. out-of-state trucks (which make up about 22% of PR 2305 emissions), whether the program will achieve its full emission reduction potential early during its implementation (e.g., in 2023), and whether pre-2014 trucks without on-board diagnostics (OBD) systems will achieve the same reductions as later trucks with OBD systems. For example, see comment letter from SCAQMD to CARB on their Draft Proposed Heavy-Duty Vehicle Inspection and Maintenance Program, 4/13/21.

750.9 million square feet of non-cold storage and 8.3 million square feet of cold storage warehousing will be subject to PR 2305 WAIRE Points requirements. Using information from the U.S. Energy Information Administration, these two types of warehouses use about 5.8 and 28.8 kWh/sf/yr.¹³⁸ This results in total energy usage of about 4.6 MWh/yr. Using the NOx emission rate for South Coast AQMD power plants of 0.087 lb/MWh¹³⁹ and the approximate 45% of power produced by natural gas power plants compared to all other sources (which predominantly do not emit NOx in South Coast AQMD),¹⁴⁰ the total NOx emissions from electricity use at warehouses is about 0.2 tons per day. This is <1% of total baseline emissions from PR 2305 warehouses in 2019. The NOx reductions from solar panels used to earn WAIRE Points in Scenario 11 results in 1.1 tons per day of emission reductions. The additional emission reductions achieved from this scenario are related to the use of mitigation fees that operators pay to make up any shortfall if they cannot earn enough WAIRE Points from solar. The solar panels installed in this scenario would more than offset the power plant related emissions from warehouses, but would still be substantially less than the total baseline emissions from PR 2305.

Response to Comment 43-24

The scenario calculations in the Final Staff Report have been updated, in part to address this comment and provide a more conservative treatment of CARB regulations relative to PR 2305. The results of that analysis is included in the Final Staff Report in Tables 15 and 16. For a discussion of how CARB's proposed Advanced Clean Fleets and the Ports' anticipated Clean Truck Program update would interact with PR 2305, see Response to Comments 43-12.

The updated scenario calculations account for points generated by CARB's ACT ZE trucks visiting the warehouses considered in PR 2305. Points earned from those ZE truck visits are subtracted from each facilities' WPCO and therefore, any actions taken and emission reductions achieved under each scenario would be considered above and beyond CARB's regulations. The Low NOx Omnibus regulation is accounted for in the baseline emissions inventory,¹⁴¹ but was not included in any scenario calculations as trucks that only meet the requirements of Low NOx Omnibus would not earn WAIRE Points. Trucks that meet the NZE definition in PR 2305 would earn WAIRE Points and the Low NOx Omnibus requirements, and several scenarios are included for this technology.

Response to Comment 43-25

While this comment refers to NZE trucks, those trucks are not required by any CARB regulation. However, the point remains as applied to ZE trucks. The scenario calculation analysis has been updated by adding a new scenario, Scenario 19. This scenario looks at visits

¹³⁸ <https://www.eia.gov/consumption/commercial/data/2012/c&e/cfm/pba4.php>

¹³⁹ Final Staff Report, Appendix B, Section 7b

¹⁴⁰ <https://www.eia.gov/opendata/gb.php?category=3390127>

¹⁴¹ The analysis assumes equal levels of implementation of this regulation across the state. However this is an uncertain outcome as statewide measures do not always occur equally throughout the state, as indicated by the lower levels of light duty ZE passenger car adoption in South Coast AQMD relative to other counties, as shown in Figure 3 of the Final Staff Report.

from the population of ZE trucks from CARB's ACT to warehouses. The updated scenario calculations account for points generated by CARB's ACT ZE trucks visiting the warehouses considered in PR 2305. Points earned from those ZE trucks are subtracted from each facilities' WPCO and therefore, any actions taken and emission reductions achieved under each scenario would be considered above and beyond CARB's regulations.

The updated methodologies have resulted in reduced baseline emissions as well as reduced emission reductions, however the relative reduction of about 10-15% has remained approximately the same between previous versions of the scenario calculations, and the version included in the Final Staff Report.

Response to Comment 43-26

As stated in Response to Comments 43-28, the updated scenario calculations account for points generated by CARB's ACT ZE trucks visiting the warehouses considered in PR 2305. Points earned from those ZE trucks are subtracted from each facilities' WPCO and therefore, any actions taken and emission reductions achieved under each scenario would be considered above and beyond CARB's regulations. The Low NOx Omnibus regulation is accounted for in the baseline emissions inventory,¹⁴² but was not included in any scenario calculations as trucks that only meet the requirements of Low NOx Omnibus would not earn WAIRE Points, as they have higher emissions than the Lowest Optional Low NOx standard specified in PR 2305. Trucks that meet the NZE definition in PR 2305 would earn WAIRE Points and the Low NOx Omnibus requirements, and several scenarios are included for this technology.

Response to Comment 43-27

This comment has been addressed in the updated version of the scenario calculations. Heavy Duty I/M has been considered in both the population of trucks from CARB's regulations as well as the population in the scenario calculations and baseline emissions inventory. NOx and DPM Heavy Duty I/M factors were obtained from CARB's META tool and were applied to EMFAC2017 emission rates.

Response to Comment 43-28

Points earned from CARB's ACT ZE trucks are subtracted from each facilities' WPCO in all scenarios except Scenario 7. Scenario 7 represents an "inefficient" mitigation fee scenario in which warehouse operators would only pay the mitigation fee to comply with the rule, without any attempt to earn any WAIRE Points from CARB's ACT ZE truck visits or any NZE/ ZE truck visits incentivized by those mitigation fees in the WAIRE Mitigation Program. Trucks that only comply with CARB's Low NOx Omnibus and Heavy Duty I/M regulations would not be eligible to earn WAIRE Points.

Response to Comment 43-29

¹⁴² The analysis assumes equal levels of implementation of this regulation across the state. However this is an uncertain outcome as statewide measures do not always occur equally throughout the state, as indicated by the lower levels of light duty ZE passenger car adoption in South Coast AQMD relative to other counties, as shown in Figure 3 of the Final Staff Report.

The mismatch between the compliance year and emission rates has been corrected for Scenario 1 in the updated scenario calculations spreadsheet.¹⁴³ Even after the corrections, the rule still shows an emissions reductions of about 1.0 to 3.5 tons per day in the years 2024 through 2027.

Response to Comment 43-30

South Coast AQMD Staff acknowledges that through time the cost of cleaner technologies is expected to decrease and general fleet turnover to cleaner trucks will reduce the fleet mix emission rates. Further, updates to the emissions profiles of the on-road truck fleet, yard truck fleet, etc. may change beyond what has been calculated in the Final Staff Report and its appendices. The Board Resolution therefore includes an assessment of the state of technology for the WAIRE program every 5 years to reevaluate the associated annualized cost and emission reductions from WAIRE Menu options. Updates to the WAIRE Menu may be recommended to the Board at that time, if warranted. Although it is possible that the expected costs and/or emission reductions associated with technologies may change more rapidly than in the next five years, there is also value in maintaining regulatory stability for a period so that warehouse operators can plan ahead to comply with the rule. The commenter is also asking for forecasting costs, whereas Staff is proposing instead to report back to the Board every five years with an analysis of actual costs and then to recommend updates at that time, if necessary.

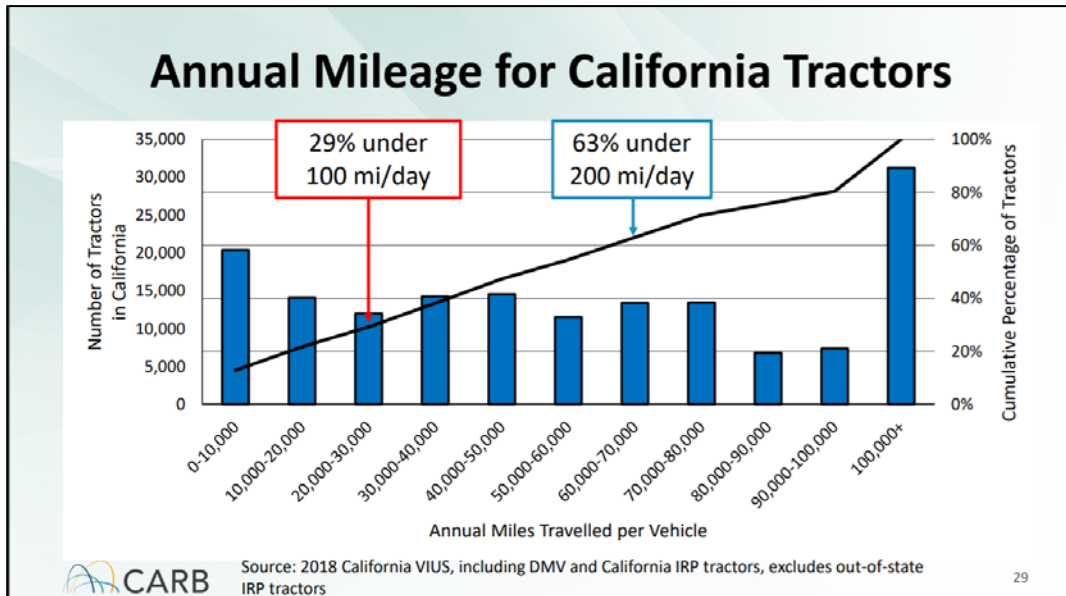
Response to Comment 43-31

While the commenter's concern about charging time and mileage range of battery electric trucks can be true for some cases, it is not necessarily broadly applicable. Because PR2305 does not require 100% turnover of trucks to zero emission trucks, not all trucks will have a duty cycle that requires more than a one-to-one replacement as suggested by the comment. Electric vehicles are advancing technologically very quickly, and the proposed five-year phase-in for PR 2305 allows technology to advance before final stringency is reached. Even at the final phase-in only a fraction of vehicles would choose to comply through zero emission truck options. For example, a 250,000 sf warehouse will have about 41 Class 8 truck visits per day and about 15 Class 2b-7 truck visits per day. They would have a WPCO of about 217 at final stringency. This warehouse operator would only be required to have about 4 Class 8 ZE truck visits per day to earn the required number of WAIRE Points (about 10% of all visits). Importantly, natural gas powered NZE trucks that do not have the same limitations on their duty cycle as ZE trucks are also available, but are ignored by the comment. In this same example, about 5 Class 8 NZE truck visits would be needed per day if that compliance option was chosen. This small fraction of implementation allows warehouse operators that choose to earn WAIRE Points through truck visits to focus on those that best meet the duty cycles and technologies that are suitable for their operations.

The comment includes reference to two studies to argue that more than one electric truck is needed for every diesel truck it replaces. The first study refers to a bus case study. Although buses are heavy duty vehicles, their duty cycle is different than for trucks (slower speeds with lots of stops), and the study can not be used to conclude how many ZE trucks would be needed compared to diesel trucks in the context of warehouses. The second study by the National Center for Sustainable Transportation used several methods to evaluate how ZE Class 8 trucks

¹⁴³ www.aqmd.gov/fbmsm

could work for specific cases in southern California. This study used hypothetical modeling to conclude that if a fleet converted mostly (e.g., up to 96%) to battery-electric trucks that more than one ZE truck would be needed for every diesel truck replaced. However, at lower levels of adoption (e.g., 15%), and in future years with more advanced technology (2025 and 2030) the total fleet size is nearly identical. The fleet size was found to not change at all for natural gas hybrid trucks. Importantly, the study also included two case studies with detailed travel data from fleets. These two studies revealed that trucks have a range of distances they travel every day. For both fleets, 22-40% of trucks travel less than 80 miles per day (well within the range of current ZE truck technology). This finding is consistent with more comprehensive data recently presented by CARB.¹⁴⁴



This chart shows that 29% of all in-state tractors travel less than 100 miles per day. Because PR 2305 would only require about 10% of visits to be from Class 8 ZE trucks, warehouse operators are expected to find the most favorable duty cycles first (e.g., lower mileage) if they choose to use this method to earn WAIRE Points. Based on the data presented in the NCST study mentioned by the commenter and in data presented by CARB, this level of implementation will not require acquiring more ZE trucks than diesel trucks. The cost analysis used in the Final Staff Report and Socioeconomic Impact Assessment therefore provide reasonable estimates of expected outcomes of PR 2305 and PR 316.

Response to Comment 43-32

The commenters assertion that the calculation of annual usage for each technology is arbitrary is incorrect. As shown below, each annual usage estimate is based on methods that are well documented in the WAIRE Menu Technical Report (Appendix B of the Final Staff Report).. The choice of what number to use for each usage is also not important, as the number of WAIRE Points scales up and down equally with the level of implementation. For example, if an operator earns 42 WAIRE Points for dispensing 165,000 kWh of electricity into ZE trucks, they would earn half that amount (21 WAIRE Points) for dispensing half the electricity (82,500 kWh).

¹⁴⁴ https://ww2.arb.ca.gov/sites/default/files/2020-09/200918presentation_ADA.pdf

The annualized metric for charging infrastructure usage was set at 165,000 kWh, equal to about 450 kWh per day, or enough for five separate two hour-long charging events per day on a 50 kW charger, or enough to recharge one truck with a 500 kWh battery.¹⁴⁵ Similar to all other WAIRE Menu items, the related cost, NOx reductions, and Diesel PM reductions were calculated for this level of implementation to determine the number of WAIRE Points that is associated with a usage of 165,000 kWh (see Section 3 from Appendix B of the Final Staff Report).

In order to be consistent with the NOx emission reduction benefits of charging a battery-electric Class 8 truck compared to a conventional Class 8 diesel truck, the equivalent amount of hydrogen a fuel cell Class 8 truck would need was back-calculated (see Section 4 from Appendix B of the Final Staff Report).

The average power draw for trailer TRUs is 7.3 kilowatts¹⁴⁶ based on CARB's Preliminary Cost Document for the Transport Refrigeration Unit Regulation.¹⁴⁷ The 4-hour average daily usage is also based on a 2011 inventory analysis survey by CARB in which it was shown the annual activity of trailer and truck TRUs are in the range of 1360 to 1697 hours per year.¹⁴⁸ A 4-hour daily average usage (about 1460 hours per year) is within this range of usage (see Section 6 from Appendix B of the Final Staff Report).

Response to Comment 43-33

Additional details about the WAIRE Mitigation Program are included in the Final Staff Report and the draft Board Resolution. The details requested by the commenter are not being finalized at the time of rule adoption because the exact design of the program can not yet be determined. A critical missing piece of information is determining what the level of funding will be overall, and how those funds will vary across the South Coast AQMD. As stated in Chapter 2 of the Final Staff Report, funds will be pooled from mitigation fees paid by all warehouses in a Source Receptor Area,¹⁴⁹ and funding will be focused on projects that will reduce emissions in that area. However, it is foreseeable that the funding program could vary each year, or potentially in different geographic areas, depending on the level of funding available. Future program solicitations and project awards will be developed in a public process and must receive South Coast AQMD Governing Board approval in a public meeting before the funding program can proceed. A funding program, once developed, will include details such as the application process, project eligibility and selection criteria, timeline, tracking, and verification. The South Coast AQMD has a long history of implementing various funding programs, including Carl Moyer, Prop. 1B, and the VW Mitigation Fund, and these criteria are regularly a part of the process.

¹⁴⁵ Final Staff Report, Appendix B.

¹⁴⁶ <https://ww2.arb.ca.gov/sites/default/files/2020-08/Preliminary%20TRU%20Cost%20Doc%2008202020.pdf>

¹⁴⁷ <https://ww2.arb.ca.gov/sites/default/files/2020-08/Preliminary%20TRU%20Cost%20Doc%2008202020.pdf>

¹⁴⁸ https://ww2.arb.ca.gov/sites/default/files/classic/cc/cold-storage/documents/hra_emissioninventory2019.pdf

¹⁴⁹ Map available here: <http://www.aqmd.gov/docs/default-source/default-document-library/map-of-monitoring-areas.pdf>

Regarding the cost-effectiveness of the WAIRE Mitigation Program, it is uncertain what will be the exact criteria chosen by the South Coast AQMD Governing Board in each subsequent funding cycle. However, if PR 2305 and/or other concurrent policy actions drive significant interest into the WAIRE Mitigation Program, it is possible that the program could become more cost effective than \$100,000 per ton if grants are able to be lowered. Conversely, cost-effectiveness in terms of dollars per ton of pollutant reduced are not traditionally associated with ZE charging and fueling equipment, and cost effectiveness could be higher in some instances. On balance, because current funding programs use a \$100,000 per ton threshold, it is reasonable to include that as an estimate in the scenario calculation analysis.

Finally, DPM cost-effectiveness was derived based on DPM emission reduced by replacing a 13-year-old T7 Tractor with a ZE truck consistent with Carl Moyer calculation guidelines. The value of \$247,600,000 is not designed to be a criteria used for funding. It is instead a math construct that is used to determine the level of DPM reductions based on an assumed level of incentive funding, and funding being used for NZE trucks at \$100,000 per ton of NO_x reduction.

Response to Comment 43-34

Thank you for your comments and interest in this rule development.

Response to Comment Letter 44 – California Trucking Association – March 2, 2021

Response to Comment 44-1

Thank you for your interest in the warehouse ISR development process and for bringing your comments to our attention. As explained below in Response to Comment 44-3, South Coast AQMD (the District) has ample statutory authority for the proposed rules, and they are not preempted by federal law.

Response to Comment 44-2

South Coast AQMD Staff understand that trucking is an important industry to the good movement industry in California. PR 2305 and PR 316 have been developed with industry's concerns have been taken into account.

Response to Comment 44-3

The comment contends that the District lacks statutory authority to adopt an indirect source rule (“ISR”) for existing, as opposed to new, indirect sources. In fact, the District’s broad regulatory authority includes the authority to adopt ISRs for both new and existing sources. The comment omits several sources of District authority and misconstrues the sources of authority it does cite.

Multiple provisions of the Health and Safety Code (“HSC”) give the District authority to adopt rules and regulations for sources of air pollution other than mobile sources as necessary to attain state and federal ambient air quality standards. *See* HSC §§ 40001(a), 40440(a), 40703; *see also id.* § 40000 (“The Legislature finds and declares that local and regional authorities have the primary responsibility for control of air pollution from *all sources*, other than emissions from motor vehicles.” (emphasis added)). These provisions are not limited to direct sources, nor are they limited to new as opposed to existing indirect sources. They are sufficient to authorize the District to adopt the proposed rule. Moreover, HSC section 40716 does specifically authorize air districts to adopt rules to reduce or mitigate emissions from “indirect sources,” with no limitation on whether the source is existing or new.

The comment contends that the District cannot point to a statute that “expressly” authorizes regulation of existing indirect sources. The argument mistakes the nature of the District’s authority. Regulation of indirect sources, both new and existing, comes within the plain meaning of the authorizing statutes just discussed, and in that sense they are authorized by the express terms of the statutes. That such regulations are not *specifically* authorized by these statutes is irrelevant. *Cal. Sch. Bds. Ass’n v. State Bd. of Equalization*, 191 Cal. App. 4th 530, 544 (“[T]he absence of any specific [statutory] provisions regarding the regulation of [an issue] does not mean that such a regulation exceeds statutory authority.” (alterations in original)). The statutes also do not specifically authorize the District to regulate lead smelters (Rule 1101), pharmaceutical manufacturing facilities (Rule 1103), or fluidized catalytic cracking units (Rule 1105), and yet the District regulates these sources and many more because they are sources of pollutants that impair the District’s attainment of ambient standards. The same is true of warehouses—both new and existing. The delegation of regulatory power to a local government, without limiting the mode of exercising that power, implies that the government may select any lawful and reasonable means to exercise that power. *San Diego Gas & Elec. Co. v. San Diego Cty. Air Pollution Control Dist.*, 203 Cal. App. 3d 1132, 1144 (1986). Therefore, since the

Legislature did not specify whether the District was limited to regulating new indirect sources, the District may regulate new sources, existing sources, or both.

The comment points to provisions of the federal Clean Air Act (“CAA”) addressing indirect sources, which the comment contends are limited to regulation of new or modified sources. *See* 42 U.S.C. § 7410(a)(5)(A) (CAA section 110). The CAA is irrelevant to the District’s authority to adopt the proposed rule. The District’s regulatory authority represents an exercise of the State’s police power. *Lees v. Bay Area Air Pollution Control Dist.*, 238 Cal. App. 2d 850, 856 (1966). This power is delegated to it by the State Legislature. *Orange Cty. Air Pollution Control Dist. v. Pub. Util. Comm’n.*, 4 Cal. 3d 945, 953 (1971). Thus, the District exercises the State’s police power as delegated by the Legislature; the CAA is not the source of the District’s authority. Indeed, the cited provision of the CAA limits the federal Environmental Protection Agency’s (“EPA”) ability to require ISRs to be included in a state’s state implementation plan (“SIP”); it is not a limit on a state or local government’s authority to adopt an ISR under state law.¹⁵⁰ That statute, and EPA’s interpretation of it, are thus not relevant to the scope of the District’s regulatory authority. The comment points to nothing in California law indicating that the Legislature intended that air districts’ authority to regulate indirect sources be limited by the federal CAA.

The comment also cites sections 40716 and 40440(b)(3) of the HSC, but it misinterprets those provisions. Neither provision supports the arguments made.

The comment contends that section 40716 requires any District ISR to both reduce ISR emission and reduce vehicle trips. Not so. In providing that “a district may adopt and implement regulations to accomplish both of the following,” it refers to regulations, plural. It provides that districts may adopt regulations that, collectively, serve both of the goals following that phrase. The statute does not demand that each individual regulation serve both of those goals. If the commenter’s interpretation were correct, then District rules reducing emissions from areawide sources, which are also authorized by section 40716(a)(1), would likewise be required to reduce the number or length of vehicle trips. CARB defines areawide sources as sources “where the emissions are spread over a wide area, such as consumer products, fireplaces, road dust, and farming operations.” CARB, *Emission Inventory Documentation*, <ww2.arb.ca.gov/emission-inventory-documentation>; *see also Cal. Bldg. Indus. Ass’n v. San Joaquin Valley Air Pollution Control Dist.*, 178 Cal. App. 4th 120, 128 (2009) (referring to “area-wide sources of emissions such as fireplaces, wood stoves and landscape equipment”). It would make no sense to demand that rules regulating consumer products or fireplaces also reduce vehicle trips.

The comment also points to HSC section 40440(b)(3), which refers to “provid[ing] for indirect source controls in those areas of the south coast district in which there are high-level, localized concentrations of pollutants or with respect to any new source that will have a significant effect on air quality in the South Coast Air Basin.” The comment erroneously assumes that section 40440(b)(3) both provides and limits District authority to regulate indirect sources to areas of localized pollutant concentrations or new sources. But subsection 40440(b) does not grant authority to the District to adopt regulations. Rather, it is a mandate—it identifies particular tasks that the District must undertake using the regulatory authority granted by subsection 40440(a): “The rules and regulations adopted pursuant to subdivision (a) shall do all of the

¹⁵⁰ CAA section 110 also cannot preempt state regulatory authority. Section 116 specifies the provisions in the CAA with preemptive effect, and it does not include section 110. *See* 42 U.S.C. § 7416.

following.”¹⁵¹ Nothing in subsection 40440(b) suggests that it is a limit on the District’s authority under 40440(a). Moreover, the comment ignores the fact that these terms in paragraph (b)(3) are missing from section 40716, which contemplates regulations that “[r]educe or mitigate emissions from indirect . . . sources of air pollution” generally, with no limit as to new sources.

Moreover, the comment omits from its quotation of section 40440(b)(3) the first half of the operative language, which includes no reference to new sources, but instead provides for indirect source regulation where there are high localized levels of pollutants. And the fact that the second half specifically refers to new sources shows that indirect source regulation is not inherently limited to new sources, since if it were, the word “new” in the second half would be superfluous.¹⁵²

The comment also erroneously suggests that the District is relying solely on a California Attorney General opinion as a basis for its authority. *See* 76 Ops. Cal. Atty. Gen. 11 (1993). The statutes cited above provide ample authority for the proposed ISR; the opinion has been cited only to show that indirect source measures could be required for already-constructed sources.

Indeed, the comment appears to recognize that the District may regulate existing indirect sources, but suggests that it may do so only for supposedly “traditional” indirect sources such as shopping centers or stadiums. It cites no authority for the proposition that warehouses are somehow a different type of indirect source that can only be regulated when newly constructed.

In sum, nothing in the provisions of the HSC authorizing the District to adopt pollution control regulations limit those regulations to the control of emissions associated with new, as opposed to existing, indirect sources.

Response to Comment 44-4

The comment contends that PR 2305 is preempted by section 209(a) of the federal CAA, which prohibits state or local regulations adopting standards relating to the control of emissions from new motor vehicles. 42 U.S.C. § 7543(a). The argument is based on the premise that the proposed rule in fact imposes a standard for emissions from trucks. That argument is precluded by the Ninth Circuit’s decision upholding another ISR program in *National Association of Home Builders v. San Joaquin Valley Unified Air Pollution Control District*, 627 F.3d 730 (9th Cir. 2010) (“*NAHB*”), which the comment relegates to a footnote.

In *NAHB*, the court rejected a CAA preemption claim challenging part of an ISR adopted by the San Joaquin Valley Unified Air Pollution Control District. The ISR required real estate development projects to reduce emissions from construction equipment by specified

¹⁵¹ This language (“do all of the following”), which tracks that used in section 40716 (“accomplish both of the following”), also confirms the error in the comment’s interpretation of the latter section. If the comment were correct, *each* District rule must require best available retrofit control technology (40440(b)(1)), promote cleaner burning fuels (40440(b)(2)), provide for indirect source controls (40440(b)(3)), *and* provide transportation control measures (40440(b)(4)).

¹⁵² Indeed, the definition of “indirect source” in the CAA includes no limitation, express or implied, to new sources. 42 U.S.C. § 7410(a)(5)(C) (“‘indirect source’ means a facility, building, structure, installation, real property, road, or highway which attracts, or may attract, mobile sources of pollution”).

amounts.¹⁵³ *Id.* at 732. The plaintiffs contended, like the commenter here, that the San Joaquin ISR was merely “a ruse adopted simply to regulate emissions from . . . vehicles.” *Id.* at 734. They argued it did so “because it commands developers to use construction equipment that reduces ‘baseline’ emissions by particular percentage, on pain of paying fees.” *Id.* at 735.

The Ninth Circuit concluded that even if the San Joaquin ISR imposed standards or requirements, they “do not relate to the control of emissions from construction equipment,” as necessary to be preempted by Section 209. *Id.* at 736; *see also id.* at 739. Rather, the rule regulated emissions from the *indirect* source: the construction site. *Id.* at 739 (“Because Rule 9510 is targeted at a development site as a whole, its standard or requirement relates to emissions from an indirect source, not from nonroad vehicles or engines.”). The court found it “crucial” that the rule was an ISR, which is expressly authorized by the CAA in section 110(a)(5). *Id.* at 736. The court noted that “Emissions from any indirect source come from the direct sources located there; that is precisely what makes an indirect source indirect.” *Id.* In other words, indirect source regulation inherently involves indirect regulation of mobile sources: “Every regulation of the emissions from an indirect source, then, will ultimately regulate direct sources.” *Id.* The court concluded that NAHB’s theory of preemption would have made the CAA’s provision for ISRs a nullity, because all ISRs would be preempted by section 209. *Id.*; *see also id.* at 737-38.

In a footnote (fn. 4), the comment attempts to dispose of *NAHB* by arguing that the San Joaquin ISR “considered emissions that were ‘site-based,’ rather than ‘engine- or vehicle-based,’” (quoting 627 F.3d at 737) while PR 2305, the comment contends, is based solely on emissions from trucks making trips to and from warehouses.¹⁵⁴ The comment misconstrues both *NAHB* and PR 2305. In the quoted language, the court was pointing out that the rule established baseline emissions for a development site based on emissions from all of the construction equipment used at the site, rather than emissions from individual vehicles or engines. 627 F.3d at 737. Here, PR 2305 establishes a warehouse’s WAIRE Points Compliance Obligation (“WPCO”) based on total truck trips to and from a warehouse. Like the ISR in *NAHB*, it is not based on emissions from individual vehicles.

Furthermore, the comment’s implication that PR 2305 targets only truck emissions is mistaken. In fact, the WPCO is not based on truck *emissions*; it is based on truck *trips*. The proposed rule uses truck trips as a proxy for total warehouse emissions when setting the compliance obligation because the number of truck visits is representative of the total activity at, and emissions associated with, a warehouse. Staff Rep. at 27 (truck trips “serve[] as a proxy for *overall* warehouse activity and emissions” (emphasis added)); *id.* at 35 (stating that “[t]rucks delivering or picking up goods from a warehouse are a proxy for total activity and emissions related to a warehouse” and structuring reporting requirements on that basis); *see also id.* at 12 (listing sources of emissions associated with warehouses, including, in addition to trucks, yard trucks, transport refrigeration units, passenger vehicles for warehouse employees, on-site stationary equipment, and power plants supplying warehouses with electricity). Accordingly, the case for preemption of PR 2305 is even weaker than that for the San Joaquin ISR in *NAHB*.

¹⁵³ Standards for construction equipment—non-road vehicles and engines—are preempted by another subsection of CAA section 209. 42 U.S.C. § 7543(e). The language is not meaningfully different from that of section 209(a). 42 U.S.C. § 7543(a).

¹⁵⁴ The plaintiffs asserted—and the Ninth Circuit rejected—this very argument in *NAHB*. 627 F.3d at 736-37 (noting that NAHB argued that the San Joaquin ISR “is directed at construction equipment and not the construction site itself”).

PR 2305 does not establish a “standard relating to the control of emissions from new motor vehicles or new motor vehicle engines.” 42 U.S.C. § 7543(a).

Because *NAHB* is squarely on point and dictates that PR 2305 is not preempted, the remaining arguments in the comment are similarly unavailing. The comment contends that PR 2305 represents a mandate for the purchase of trucks and is thus preempted under *Engine Manufacturers Association v. South Coast Air Quality Management District*, 541 U.S. 246 (2004). On the contrary, PR 2350 does not compel purchases of anything. In any event, the Ninth Circuit in *NAHB* expressly rejected the same argument, on the basis noted above. 627 F.3d at 738-39.

The comment also points to language in EPA’s decision approving the San Joaquin ISR for inclusion in California’s SIP under the CAA. *See* 76 Fed. Reg. 26,609 (May 9, 2011). EPA’s statement is the administrative equivalent of dictum because, citing *NAHB*, EPA recognized that San Joaquin’s ISR was *not* preempted. *NAHB* supplies the standard for determining whether PR 2305 is preempted. Applying that standard here, PR 2305 is not preempted.

In any event, EPA observed that the fact the rule provided options for compliance that do not involve any changes to construction equipment as further evidence that the rule was an ISR and not direct regulation of fleets or equipment.

[A] developer has numerous options to meet the emission reduction obligation. . . , including options that do not involve any changes to construction equipment The flexibility provided in the rule in meeting the emission reduction obligation . . . provides further evidence that the rule is intended to reduce emissions from construction sites as an indirect source of emissions, rather than to regulate the construction equipment directly, either as a fleet or as individual pieces of equipment.

76 Fed. Reg. at 26,611. The same is true here.

The comment also cites the district court decision in *Metropolitan Taxicab Board of Trade v. City of New York*, 633 F. Supp. 2d 83 (S.D.N.Y. 2009), *aff’d on other grounds*, 615 F.3d 152 (2d Cir. 2010). *Metropolitan Taxicab* is distinguishable because, unlike *NAHB* and unlike PR 2305, it involved direct regulation of the acquisition of motor vehicles, not an ISR. The case involved New York City’s adoption of rules governing lease rates for taxis that encouraged the adoption of hybrid taxis. As *NAHB* recognized, “rules that regulate[] emissions from vehicles” are distinct from ISRs, which “target[] emissions, and require[] emission reductions,” from an indirect source. 627 F.3d at 739. *Metropolitan Taxicab* did not involve an ISR and cannot show that PR 2305 is preempted by section 209.¹⁵⁵

The comment also suggests that the “intent” of PR 2305 is to “force” acquisition of low-emission vehicles. The District’s “intent” in adopting PR 2305 is irrelevant to the preemption analysis. *See Va. Uranium, Inc. v. Warren*, 139 S. Ct. 1894, 1906-07 (2019) (plurality opn. of Gorsuch, J.); *Puente, Ariz. v. Arpaio*, 821 F.3d 1098, 1106 (9th Cir. 2016) (for preemption, “it does not matter if [a state] passed the [challenged laws] for a good or bad purpose”). Indeed,

¹⁵⁵ The district court decision in *Metropolitan Taxicab* was affirmed on appeal based on preemption under the Energy Policy and Conservation Act, which is inapplicable here. *See* Response to Comment 44-6. The court of appeals thus did not opine on the district court’s CAA preemption theory.

the comment cites no case law supporting the contention that the District’s intent in adopting PR 2305 is relevant to CAA section 209 preemption. On the contrary, the sole question here is whether the proposed rule adopts a standard relating to the control of new motor vehicle emissions. It does not, as explained above. In any event, the express purpose of the proposed rule is to reduce, and facilitate reductions of, local and regional emissions of NO_x and PM associated with warehouses. The proposed rule advances that purpose by providing covered entities flexibility to reduce emissions in a wide variety of ways.

Finally, the comment contends that PR 2305 is in effect a purchase mandate because the cost of other compliance measures is allegedly higher than acquiring low-emission trucks. This argument does not change the fact that, as *NAHB* demonstrates, PR 2305 does not adopt a standard relating to the control of new motor vehicle emissions, regardless of the compliance options provided by the proposed rule. It provides a standard—the WPCO—for emissions from the operation of warehouses, which are indirect sources.

Regardless, the comment’s premise—that covered entities are coerced into choosing compliance options involving NZE/ZE trucks because they are allegedly the lowest cost compliance option in the Warehouse Actions and Investments to Reduce Emissions (“WAIRE”) Menu—is flawed. Indeed, the California court of appeal rejected a closely similar argument in *California Chamber of Commerce v. State Air Resources Board*, 10 Cal. App. 5th 604 (2017) (“*CalChamber*”). *CalChamber* upheld the auction of greenhouse gas emission allowances under the State’s cap-and-trade program against a claim that it imposed an unconstitutional tax. The court rejected the plaintiffs’ argument that entities regulated under the cap-and-trade program were compelled to purchase allowances at the auction. The plaintiffs contended that it was impossible for them to remain in business without purchasing allowances, and that “it would be more expensive to buy allowances on the secondary market” than at auction. *Id.* at 643; *see also id.* (“purchasing allowances on the open market will ‘be far more expensive’ than purchasing them at auction from the Board”). The court noted that the program offered compliance options that did not involve the auction and concluded,

Although [plaintiff] Morning Star may ultimately make the business decision that it must pay for allowances in order to maintain its operations in California, making the business decision to pay is not the same as being compelled to do so by the state. . . . A number of requirements for businesses, whether taxes, safety regulations, minimum wage statutes, or command-and-control pollution control regulations, might cause a particular business to become unprofitable. This unfortunate reality does not translate into a *compelled* purchase of auction credits.

Id. at 644 (emphasis in original). Similarly here, that other compliance options could be more expensive than options involving NZE/ZE trucks does not make the cheaper options compulsory.

PR 2305 is not meaningfully different from the ISR that the Ninth Circuit upheld in *NAHB*. It is therefore not preempted by CAA section 209(a).

Response to Comment 44-5

The comment asserts that the proposed rules are preempted by the Federal Aviation Administration Authorization Act (“FAAAA”) because, the comment alleges, they could increase costs for warehouses and encourage changes to truck routes and services.

The FAAAA does not preempt the proposed rules because they neither compel nor prohibit the provision of a service, and, at most, they could affect prices, routes, or services in a peripheral manner with no significant impact on Congress’s deregulatory objectives. The FAAAA preempts state and local laws “related to a price, route, or service of any motor carrier . . . with respect to the transportation of property.” 49 U.S.C. § 14501(c)(1). This provision preempts state laws “having a connection with, or reference to” prices, routes, or services. *Rowe v. N.H. Motor Transp. Ass’n*, 552 U.S. 364, 370-71 (2008). A state law has a prohibited “reference to” prices, routes, or services where it “acts immediately and exclusively” upon a price, route, or service, or “the existence of [a price, route, or service] is essential to the law’s operation.” *Air Transport Ass’n of Am. v. City & Cty. of San Francisco*, 266 F.3d 1064, 1071 (9th Cir. 2001). A state law has a prohibited connection with rates, routes, or services if it binds the carrier to a particular price, route, or service. *Id.* at 1071-72. State laws affecting prices, routes, or services “in only a ‘tenuous, remote, or peripheral . . . manner with no significant impact on Congress’s deregulatory objectives” are not preempted. *Cal. Trucking Ass’n v. Su*, 903 F.3d 953, 960 (9th Cir. 2018); *Air Transport Ass’n*, 266 F.3d at 1071.

The proposed rules do not mandate or prohibit the provision of any particular service with respect to the transportation of property. Indeed, the proposed rules do not *require* any particular action at all, but instead provide a menu of compliance options, many of which are wholly unrelated to transportation (e.g., installing renewable energy systems on buildings, installing air filters for sensitive receptors, or adopting a custom plan).¹⁵⁶ Although the proposed rules may encourage certain behaviors (e.g., converting to ZE or NZE vehicles or reducing annual truck trips), such encouragement does not bring the proposed rules within the scope of FAAAA preemption. *See Dilts v. Penske Logistics, LLC*, 769 F.3d 637, 647 (9th Cir. 2014) (holding a law is not preempted “just because it shifts incentives and makes it more costly for motor carriers to choose some routes or services relative to others, leading the carriers to . . . make different business decisions”); *see also Bedoya v. Am. Eagle Express, Inc.*, 914 F.3d 812, 825 (3d Cir. 2019) (finding no preemption where a law, among other things, “does not mandate a particular course of action” and “offers carriers various options to comply.”). The flexibility of the proposed rules would allow regulated entities to select the most efficient and cost-effective mode of compliance, thereby encouraging innovation in keeping with the deregulatory intent behind the FAAAA. *See Rowe*, 552 U.S. at 371 (describing Congress’ goal as to promote competition, “thereby stimulating ‘efficiency, innovation, and low prices,’ as well as ‘variety’ and ‘quality.’”) (quoting *Morales v. Trans World Airlines, Inc.*, 504 U.S. 374, 378 (1992)).

The flexibility and choice built into the proposed rules removes them from the scope of FAAAA preemption for a related reason. Even if, for the sake of argument, a particular method of earning WAIRE points would be preempted by the FAAAA if that method were compelled by a stand-alone regulation, its inclusion in the proposed rules is not preempted because covered entities are not required to select that particular method. Given the presence of valid, non-preempted compliance options, the District may provide covered entities a choice to select

¹⁵⁶ Thus, unlike the rules preempted in *Rowe*, the proposed rules do not “require[] carriers to offer a system of services that the market does not now provide” or “freeze into place services that carriers might prefer to discontinue in the future.” *See Rowe*, 552 U.S. at 372.

compliance options that would be preempted if independently mandated. *See Ray v. Atl. Richfield Co.*, 435 U.S. 151, 172-73 (holding that, in light of a non-preempted option for compliance, a state law providing an alternative option that would have been preempted if applied on its own was not preempted).

The proposed rules are not preempted merely because they may increase the cost of doing business. *See Dilts*, 769 F.3d at 643, 646 (stating that laws that operate “several steps removed from prices, routes, or services” are not preempted “even if they raise the overall cost of doing business or require a carrier to re-direct or reroute some equipment.”). Courts have drawn a distinction between regulation of outputs—e.g., services at a particular price—and regulation of inputs. *Bedoya*, 914 F.3d at 821 (explaining that “[t]he FAAAA’s focus on prices, routes, and service[s] shows that the statute is concerned with the industry’s production outputs,” and not “resource inputs,” including “labor, capital, and technology, which may be regulated by various laws.”); *S.C. Johnson & Son, Inc. v. Transp. Corp. of Am., Inc.*, 697 F.3d 544, 558 (7th Cir. 2012) (same). Regulation of *inputs* may increase costs of doing business and may be a factor in decisions about routes, prices, and services, but they are generally not preempted. *See, e.g., Dilts*, 769 F.3d at 647 (wage and meal break laws not preempted); *Californians for Safe & Competitive Dump Truck Transp. v. Mendonca*, 152 F.3d 1184, 1189 (9th Cir. 1998) (prevailing wage law not preempted).

Regulations concerning pollution-control technology fall in the category of regulation of resource inputs that are generally not preempted. For example, the Eastern District of California rejected an FAAAA preemption challenge to a CARB rule that required heavy-duty trucks to install filters and upgrade engines to reduce particulate matter emissions. *Cal. Dump Truck Owners Ass’n v. Nichols*, No. 2:11-cv-00384, 2012 WL 273162 at *4-8 (E.D. Cal. Jan. 30, 2012) (concluding that plaintiff had failed to establish a likelihood of success on the merits). The court held that, even though the rule regulated the technology used in trucks, it did not bind motor carriers to a particular route or service, and the effect of any related cost increases on prices or services were too attenuated to trigger preemption. *Id.* at *7-8.

Here, as in *Nichols*, potential compliance options related to low emission trucks do not bind covered entities or motor carriers to a particular route, price, or service, and include compliance options that are completely unrelated to trucks. Moreover, the District’s proposed rules are even more remotely related to motor carriers’ prices, routes, and services than the rule in *Nichols* because the proposed rules do not *require* covered entities to adopt any particular compliance option. In short, like the rules in *Nichols*, *Dilts*, and *Mendonca*, the proposed rules concern inputs (here, technologies, facilities, equipment, etc.) and lack the prohibited connection to prices, routes, and services.

Response to Comment 44-6

The comment contends that the proposed rule is preempted by the Energy Policy and Conservation Act (“EPCA”), which preempts state and local standards relating to the fuel economy of “automobiles.” 49 U.S.C. § 32919(a). EPCA does not preempt the proposed rule because the rule does not address “automobiles,” which are defined in the statute to exclude the trucks addressed by PR 2305. The comment overlooks that definition.

EPCA defines “automobile” as “a 4-wheeled vehicle that is propelled by fuel, or by alternative fuel, manufactured primarily for use on public streets, roads, and highways and rated at less than 10,000 pounds gross vehicle weight.” 49 U.S.C. § 32901(a)(3). Further, that definition

exempts “work truck[s],” which the statute defines as a vehicle that is “rated at between 8,500 and 10,000 pounds gross vehicle weight; and . . . is not a medium-duty passenger vehicle.” 49 U.S.C. § 32901(a)(19). The combination of these two definitions dictates that EPCA’s preemptive scope excludes fuel economy standards for all trucks over 8,500 pounds gross vehicle weight. By contrast, the smallest truck referred to by PR 2305 has a minimum weight of 8,501 pounds gross vehicle weight. PR 2305(c)(4). Accordingly, EPCA’s preemption provision would be simply irrelevant to the proposed rule even if it could be construed to adopt fuel economy standards.

Even if heavy trucks were covered by EPCA, PR 2305 would not be preempted because it does not adopt fuel economy standards for such trucks. As noted in Response to Comment 44-4 with respect to CAA preemption, PR 2305 does not regulate vehicles; it limits emissions associated with the operation of warehouses. The Ninth Circuit’s rationale in *NAHB* applies as well to the comment’s EPCA preemption argument.

Response to Comment 44-7

The comment contends that the proposed rule’s in-lieu fee imposes an “improper regulatory fee” or a tax without a vote of the people in violation of Article XIII C of the California Constitution. The comment incorrectly applies Article XIII C to PR 2305.

The comment asserts that there are three categories of fees that will not be considered taxes. The cited case, *California Building Industry Association v. San Joaquin Valley Unified Air Pollution Control District*, 178 Cal. App. 4th 120 (2009), provides no support for this assertion. Although the identified categories of fees do not constitute taxes, they are not the *only* charges that are not taxes. *See Cal. Chamber of Commerce v. State Air Res. Bd.*, 10 Cal. App. 5th 604 (2017) (“*CalChamber*”).

Extensive responses to the contention that the in-lieu fee imposes a tax are included in Responses to Comments 39-1 through 39-7 submitted by the California Taxpayers Association (Comment Letter 39). As explained there, PR 2305’s in-lieu fee is not a tax as defined in Article XIII C, Section 1(e). Because the fee is voluntary, it is not “imposed” on payors, and payors receive a privilege—the ability to avoid implementing measures that would otherwise be required to reduce emissions. *See also CalChamber*, 10 Cal. App. 5th at 640 (charge that was paid voluntarily and in exchange for a regulatory compliance benefit was not a tax).

Response to Comment 44-8

The comment asserts that the goals of the proposed rules are presently infeasible due to a lack of supply of certain ZE vehicles and a lack of infrastructure to support ZE vehicles outside the District. As the commenter states, one of the goals of PR 2305 is to encourage and incentivize the transition to ZE trucks. The proposed rules’ Final Staff Report states that one goal is “to provide financial incentives for truck owners to purchase NZE or ZE trucks, or for the installation of fueling and charging infrastructure” (Final Staff Report, p. 6). The proposed rule accomplishes this goal by including the purchase and use of NZE and ZE vehicles on the WAIRE menu, and assigning appropriate WAIRE points to these activities. However, PR 2305 does not require any warehouse owner or operator to buy NZE or ZE trucks. Thus, the rule functions differently than the CARB rule, which imposed a sales mandate.

Most of the WAIRE Menu options are commercially available and are in commercial service with the exception of ZE Class 8 on-road trucks which are in demonstration service but are not yet commercially available. Currently, the WAIRE Menu includes both NZE and ZE on-road trucks because with ZE Class 8 trucks expected in late 2021 or 2022. By allowing NZE technology in part of the WAIRE Menu, NZE can provide at least a 90% reduction in NO_x emissions when compared to conventional diesel fueled trucks. South Coast AQMD has funded approximately 1,200 NZE trucks that are in commercial service since 2017. The reduction of diesel fueled trucks can produce emission reductions in the near term which can increase the public health of the communities surrounding the warehouse, as on-road ZE trucks and ZE charging and fueling infrastructure are developed and become widespread and commercially available. Please see Master Response 3 for information on the commercial availability of NZE/ZE technology. Also see Appendix B of PR 2305 and PR 316's Final Staff Report, which contains information on the commercial availability of every technology in the WAIRE Menu.

The Final Staff Report acknowledges that some WAIRE Menu actions are not considered technically feasible today, but will likely become commercialized in the near future. *See, e.g.*, Draft Staff Rep. at 81. In particular, ZE Class 8 trucks are just beginning to be commercialized (*id.*) and are not yet widely available. *Id.* at 214. However, many other ZE trucks are commercially available today, and many more are expected in the next few years. *Id.* at 104-05. As the prevalence of ZE trucks and ZE charging infrastructure develops, the cost of ZE trucks will likely decrease. *Id.* at 301. For this reason as well the goal of encouraging and incentivizing the transition to ZE trucks is feasible. Moreover, the proposed rule provides options that do not involve converting to ZE trucks and are feasible today.

Similarly, the proposed rule does not require any entity to use ZE trucks to carry goods outside the District. PR 2305 includes many options for warehouse owners and operators to accomplish rule compliance: completing actions from the WAIRE menu (which includes many options other than acquiring and using ZE trucks), implementing an approved Custom WAIRE Plan, paying a mitigation fee, or a combination of any of the above three options. If using a ZE truck to deliver goods to or from locations outside the District is impracticable, the operator may select another compliance method, or may use ZE trucks only for more local transport. The availability of ZE truck infrastructure outside of the District does not render the goals of PR 2305 infeasible.

Response to Comment 44-9

The comment contends that the District cannot make the findings required by HSC section 40727. Proposed section 40727 findings and substantial evidence in support are found in the Final Staff Report at page 80. As discussed above in Response to Comment 44-3, the District has ample authority to adopt PR 2305. *See also* Staff Rep. at 18-20, 80.

The Final Staff Report also explains why PR 2305 is necessary. As the comment notes, NO_x reductions in the South Coast Air Basin are necessary to meet federal air quality standards for ozone. PR 2305 is one of a suite of rules and tools the District plans to use to meet these federal ozone standards, and thus there is no requirement to show that PR 2305 alone will bring the District into compliance with federal ambient air quality standards. No single rule can possibly accomplish that goal. PR 2305 is part of a larger comprehensive strategy described in the 2016 Air Quality Management Plan that is designed to meet federal and state air quality standards. The 2016 AQMP was adopted by the South Coast AQMD Board, and approved by both CARB and the U.S. EPA.

The Final Staff Report also demonstrates that warehouses are an indirect source of NO_x emissions because they attract large volumes of diesel truck trips. *See* Staff Rep. at 13-14, 44.

While the scenario modeling provided in the Final Staff Report and EA indicates that, in some scenarios, the proposed rule would not reduce NO_x, these scenarios were developed and analyzed to determine the “bookends” of PR 2305’s impacts and benefits. It is not likely that those scenarios would occur, as they would require all warehouse operators in all years to comply with PR 2305 by purchasing or installing filtration systems. If these scenarios did occur, however, they would nonetheless have health and air quality benefits for sensitive, overburdened communities in the District. *See, e.g.,* Staff Rep. at 61-63 (describing scenarios); 25, 138-139, (filters reduce exposure to particulate matter which are linked to health hazards).

PR 2305 and PR 316 facilitate and supplement CARB’s Mobile Source Strategy. The proposed rule will achieve NO_x reductions before the CARB rules go into effect, as well as emission reductions beyond CARB requirements even after those rules go into effect. Please see Master Response 3 for an explanation of emission reductions from warehouse ISR. The WAIRE Menu includes options that go above and beyond current regulations in order to earn WAIRE Points. Warehouse operators may also decide to take early action ahead of the implementation schedule of EPA or CARB rules and regulation in order to earn WAIRE Points. PR 2305 is anticipated to result in significant reductions at the recommended stringency of 0.0025 WAIRE Points per Weighted Annual Truck Trip (“WATT”) phased-in over three years. Based on the analysis of 19 WAIRE Menu scenarios, PR 2305 could achieve NO_x reductions in the range of 1.5 – 3 tons per day beyond emission reductions resulting from CARB Rules (CARB’s Advanced Clean Trucks, Low NO_x Omnibus, and Heavy Duty I/M rules), which represents about a 10-15% reduction beyond baseline for both NO_x and PM. While CARB’s strategies are targeting dates in 2035 and 2045, PR 2305 could result in reductions as soon as 2022. As stated, the effect of CARB’s Advanced Clean Trucks rule on NO_x emissions was considered in developing PR 2305 and PR 316. CARB’s Advanced Clean Fleets rule cannot be considered in the emissions analysis because the rule has not yet been implemented.

PR 2305 is “clear” because it expressly states what is required of warehouse owners and operators and how compliance can be achieved. PR 2305 does not require operators to determine what is currently required by state and federal law. Warehouse operators and owners can understand their compliance obligation via the Warehouse Points Compliance Obligation (WPCO) equation provided in PR 2305(d)(1)(A). PR 2305 includes many options for warehouse owners and operators to accomplish rule compliance: completing actions from the WAIRE menu, implementing an approved Custom WAIRE Plan, paying a mitigation fee, or a combination of any of the above three options. In order to assist warehouse operators and owners subject to PR 2305 and PR 316, a supplemental guidance document is also available (WAIRE Implementation Guidelines). All WAIRE Menu options and the mitigation fee are actions that go beyond the requirements of EPA, CARB, and the District’s other regulations. The District will modify the WAIRE Menu if any items are no longer surplus. The District will also review all Custom WAIRE plans to ensure reductions are surplus, and will provide additional guidance if needed to assist regulated entities in understanding the compliance options going forward.

Response to Comment 44-10

Please refer to the Final EA, Appendix E, Comment Letter 1, for a response to this comment.

Response to Comment 44-11

Please refer to the Final EA, Appendix E, Comment Letter 1, for a response to this comment.

Response to Comment 44-12

Please refer to the Final EA, Appendix E, Comment Letter 1, for a response to this comment.

Response to Comment 44-13

Please refer to the Final EA, Appendix E, Comment Letter 1, for a response to this comment.

Response to Comment 44-14

Please refer to the Final EA, Appendix E, Comment Letter 1, for a response to this comment.

Response to Comment 44-15

Please refer to the Final EA, Appendix E, Comment Letter 1, for a response to this comment.

Response to Comment 44-16

Please refer to the Final EA, Appendix E, Comment Letter 1, for a response to this comment.

Response to Comment 44-17

Please refer to the Final EA, Appendix E, Comment Letter 1, for a response to this comment.

Response to Comment 44-18

Please refer to the Final EA, Appendix E, Comment Letter 1, for a response to this comment.

Response to Comment 44-19

Please refer to the Final EA, Appendix E, Comment Letter 1, for a response to this comment.

Response to Comment 44-20

Please refer to the Final EA, Appendix E, Comment Letter 1, for a response to this comment.

Response to Comment 44-21

Please refer to the Final EA, Appendix E, Comment Letter 1, for a response to this comment.

Response to Comment 44-22

Please refer to the Final EA, Appendix E, Comment Letter 1, for a response to this comment.

Response to Comment 44-23

Please refer to the Final EA, Appendix E, Comment Letter 1, for a response to this comment.

Response to Comment 44-24

Please refer to the Final EA, Appendix E, Comment Letter 1, for a response to this comment.

Response to Comment 44-25

Please refer to the Final EA, Appendix E, Comment Letter 1, for a response to this comment.

Response to Comment 44-26

Please refer to the Final EA, Appendix E, Comment Letter 1, for a response to this comment.

Response to Comment 44-27

Please refer to the Final EA, Appendix E, Comment Letter 1, for a response to this comment.

Response to Comment 44-28

Please refer to the Final EA, Appendix E, Comment Letter 1, for a response to this comment.

Response to Comment 44-29

Please refer to the Final EA, Appendix E, Comment Letter 1, for a response to this comment.

Response to Comment 44-30

Please refer to the Final EA, Appendix E, Comment Letter 1, for a response to this comment.

Response to Comment 44-31

Please refer to the Final EA, Appendix E, Comment Letter 1, for a response to this comment.

Response to Comment 44-32

Thank you for your comments. This is a conclusionary comment and refers to comments made previous in this comment letter, which have been addressed in the response to comments above. No further response is necessary.

Response to Comment Letter 45 - IWLA – 3/1/2021

Response to Comment 45-1

Thank you for your participation in the rule development process, Staff appreciates the time and effort taken to provide your comments on the warehouse ISR.

Response to Comment 45-2

See Master Response 7 for discussion of legal authority.

Response to Comment 45-3

See Master Response 2d for a discussion of available technology on the WAIRE Menu.

Response to Comment 45-4

See Master Response 2a and 2c for a discussion on warehouse operator control of trucks.

Response to Comment 45-5

See Master Response 2b for a discussion on truck engine manufacturing standards.

Response to Comment 45-6

South Coast AQMD Staff is recommending a stringency a 0.0025 WAIRE Points per WATT, which was a result of a thorough and extensive analysis of 19 WAIRE Menu compliance scenarios (see Final Staff Report, pp. 59-72). Additional supporting analysis was included in the Socioeconomic Impact Assessment, including a warehouse relocation study. There is no mathematical equation governing the entire process, nor is an overarching governing equation required. The totality of the impact of the proposed rule has been considered for the recommend stringency of 0.0025 WAIRE Points per WATT. The benefits of the proposed rule at the recommended stringency include, but are not limited to: significant emission reductions of about 1.5 to 3 tons per day of NO_x, the encouragement of many facilitating measures to enhance emission reductions from other programs, public health benefits for most compliance scenarios that are about three times higher than the costs, costs on industry that are not out of line with normal cost increases that the industry experiences routinely in rent hikes, a market signal for the goods movement industry to encourage adoption NZE and ZE technologies on a more widespread basis than the unregulated market would provide – and much faster than CARB would require with its regulations, satisfying the requirements of control measure MOB-03 in the 2016 AQMP, satisfying the commitment in AB 617 Community Emission Reduction Plans, and reducing emissions for local communities located closest to warehouses who have experienced disproportionate environmental burdens just by living where they do. Other stringencies have also been analyzed, such as 0.005 WAIRE Points per WATT and 0.0001 WAIRE Points per WATT, and the Board may use its own independent judgement to set the final stringency within the bounds of the analysis contained in the record before them.

Emission reductions have been calculated using a bounding analysis, as is common when evaluating menu-based points systems. See Response to Comments 43-2. PR 2305 is designed to have a multitude of compliance options (implementing any of the 32 WAIRE Menu actions, implementing an approved Custom WAIRE Plan, paying the optional mitigation fee, or a

combination of all or some of these options) so that warehouse owners and operators have the flexibility to decide what compliance options work best for their specific warehouses. Since there are so many options for compliance and thousands of warehouse operators, the most reasonable approach is to determine the potential bounds of what PR 2305 and PR 316 would impose.

Response to Comment 45-7

See Master Response 6 and the Socioeconomic Impact Assessment for a discussion on the jobs impacts of PR 2305.

Response to Comment 45-8

The warehouse industry has grown steadily in the South Coast Air Basin in the past two decades as stated in Chapter 3 of Final Staff Report (page 45) and has shown significant demand in the South Coast AQMD region even in the economic uncertainty due to the COVID-19 pandemic. Demand for goods continues to grow as the goods and logistics industry have continue to grow during the pandemic. The Ports have reported record activity, and the warehouse vacancy rates have consistently remained around 4% even as lease rates continue to increase. See Master Responses 4 and 5 for discussions on the warehousing industry and economic impacts.

With respect to any potential regressive impacts of PR 2305 mentioned in the comment, the potential economic impacts of PR 2305 and PR 316 have been analyzed in the Socioeconomic Impact Assessment. This analysis found that the monetized public health benefits of most compliance scenarios outweighed the potential costs by a ratio of about 3:1, including in 11 of the 13 scenarios with the lowest costs ($\leq \$0.23/\text{sf}$). As shown in the 2016 AQMP Socioeconomic Impact Assessment, the benefits of measures that reduce regional pollution (like PR 2305) are focused about 20-25% more in environmental justice communities.¹⁵⁷ Communities within 0.5 miles of a warehouse also have higher environmental burdens than communities farther away (see Figure 4 in the Final Staff Report). A recent study also found that while warehouses “are more likely to be located in neighborhoods with lower median household incomes and higher poverty levels”, yet at the same time “the majority of warehouses in Southern California are placed in the areas that online shopping is done the least.” PR 2305 is expected to reduce the pollution burden in these communities surrounding warehouses.

Further, the increase in operating costs for these cheapest compliance scenarios would be less half of the approximately \$0.50/sf/yr increase in rental prices that warehouse operators have had to absorb continually over the past decade (see Figure 12 in the Final Staff Report).

Response to Comment 45-9

Southern California is a major gateway for goods coming from Asia and with a significant amount of goods imported through the Port of Los Angeles and Long Beach. Demand for

¹⁵⁷ http://www.aqmd.gov/docs/default-source/clean-air-plans/socioeconomic-analysis/final/sociofinal_030817.pdf, (see Table 6-6)

goods continue to grow during the COVID-19 pandemic, the warehouse vacancy rates remain consistently around 4% even while lease rates continue to increase. The low vacancy rates reflect the high demand for warehouse space and the growth of the warehouse sector, this is strong indication that South Coast AQMD jurisdiction is still highly competitive for warehousing operations. See the Socioeconomic Impact Assessment and Master Responses for discussions on the warehousing industry and economic impacts. In addition, a study commissioned by South Coast AQMD found that the anticipated costs from PR 2305 will not result in any warehouses relocating to any neighboring markets.¹⁵⁸

Response to Comment 45-10

PR 2305 and PR 316 do not impose a tax, and the mitigation fee is only one of many options available to comply with PR 2305. See Master Response to Comments 1, 5, 6 and the Socioeconomic Impact Assessment (SIA) for a discussion on the potential costs of PR 2305, economic impacts, and impacts on jobs. Additionally, see the response to Comment 39-1 (Comment Letter 39, Response 1) for a discussion of why the proposed rules do not constitute a tax. Finally, a provision has been added into the most recent draft rule that will sunset the rule upon attainment of the federal and state 70 ppb ozone standards. See Master Response to Comments 10 for a discussion of the mitigation fee as a compliance option.

Response to Comment 45-11

Thank you for your interest in the warehouse ISR development process and for bringing your comments to our attention.

¹⁵⁸ [http://www.aqmd.gov/docs/default-source/planning/fbmsm-docs/iec_pr-2305-warehouse-relocation-report-\(12-23-20\).pdf?sfvrsn=8](http://www.aqmd.gov/docs/default-source/planning/fbmsm-docs/iec_pr-2305-warehouse-relocation-report-(12-23-20).pdf?sfvrsn=8)

Response to Comment Letter 46 – Watson Land Company – March 2, 2021

Response to Comment 46-1

Thank you for your interest in the warehouse ISR development process and for bringing your comments to our attention. See Master Responses 4 for a discussion on the warehousing industry growth during the COVID-19 pandemic.

Response to Comment 46-2

See Master Responses 4, 5, and Socioeconomic Impact Assessment (SIA) for a discussion on the potential costs of PR 2305 and economic impacts during the COVID-19 pandemic.

Response to Comment 46-3

South Coast AQMD Staff recognizes that PR 2305 will be a new kind of regulation for warehouse operators. PR 2305 includes many flexible options for warehouse owners and operators to accomplish rule compliance: an optional mitigation fee, completing WAIRE menu actions (there are 32 different actions on the WAIRE Menu), implementing an approved Custom WAIRE Plan, or any combination of these three options. South Coast AQMD Staff has included streamlined guidance via the WAIRE Program Implementation Guidelines within the Final Staff Report (see Appendix A) to help warehouse owners and operators understand how to comply with PR 2305 and PR 316. Training and outreach will also be provided if PR 2305 is approved. Please see Master Response 2a for an explanation of rule feasibility.

Response to Comment 46-4

See Master Response 7 for a discussion of South Coast AQMD legal authority.

Response to Comment 46-5

See Master Responses 1, 5, and the Socioeconomic Impact Assessment (SIA) for discussion on the potential costs of PR 2305 and economic impacts.

Response to Comment 46-6

PR 2305 and PR 316 do not impose a tax, and the mitigation fee is one of the flexible options available to comply with PR 2305 and is also not a tax. See Master Responses 7 for a discussion of South Coast AQMD legal authority. Additionally, see the response to Comment 39-1 (Comment Letter 39, Response 1) for a detailed explanation of why the proposed rules, including the mitigation fee option, do not constitute a tax.

Response to Comment 46-7

PR 2305 is a part of the targeted strategy to reduce regional and local NO_x and PM emissions toward meeting the state and federal ozone standards for 2023 and 2031 and improve public health. The most recent version of the PR 2305 rule language released April 7, 2021 addresses the commenter's concerns regarding rule implementation dates. The first compliance date requiring the submission of the Warehouse Operations Notification is September 1, 2021, an informational report to be submitted by the warehouse owner requiring basic warehouse information including the square footage information on the warehouse, the tenant(s), lease duration, and contact information. The first compliance period for the largest warehouse

operators to earn WAIRE Points begins on January 1, 2022. Warehouses will be phased into PR 2305 based on size over three years and once in, there is a three-year phase-in of the rule stringency.

Response to Comment 46-8

See Master Response 2a through 2c for a discussion on feasibility.

Response to Comment 46-9

See Master Response 2d for a discussion of available technology on the WAIRE Menu.

Response to Comment 46-10

See Master Response 6 and the Socioeconomic Impact Assessment for a discussion on the jobs impacts of PR 2305.

Response to Comment 46-11

Again, thank you for your interest in the warehouse ISR development process and for bringing your comments to our attention.

Response to Comment Letter – 47 - LACI – 3/2/2021

Response to Comment 47-1

Thank you for your participation in the rule development process and support of a warehouse ISR.

Response to Comment 47-2

Staff understands the importance of prioritizing zero emission technology, when available it provides total emission reduction and advances the region toward the state's ZE goal. ZE yard trucks are the only options considered on the WAIRE Menu as ZE yard trucks are commercially available today and have been in commercial service at warehouses for several years. The main purpose of PR 2305 is regional and local reduction of NO_x and PM to assist in the goal of meeting the state and federal clean air standards for 2023 and 2031, where the implementation of NZE technology would provide at least a 90% reduction in NO_x toward that goal as the state shifts to 100% ZE technology. NZE yard trucks, utilizing renewable natural gas, will be allowed as a Custom WAIRE Plan, though with less points than ZE yard trucks.

Response to Comment 47-3

Acquisition and usage of a ZE charging and fueling infrastructure is included in the WAIRE Menu, with the installation broken down to three milestones. With the installation of ZE infrastructure being a new type project, it has been subject to delays of more than one year to complete installation. Both industry and utility stakeholders provided feedback that a long lead time may be needed to complete a ZE charging infrastructure projects. WAIRE Points may be earned for three milestones that are achieved during a project which are equipment acquisition and purchase, beginning construction, and construction finalization and energization is incorporated into the WAIRE Menu. Most WAIRE Points are earned upon final energization of the project. PR 2305 is a facilitative measure and though the installation of infrastructure does not directly result in emission reductions, it does facilitate reductions from other related rules and regulations and promote usage of ZE trucks and equipment. WAIRE Points are earned for the number of EVSEs purchased so maximizing the size of the ZE charging station does increase the number of EVSE and considers shared construction activity. In the event a warehouse operator wishes to install higher level equipment such as a 500 kW EVSE and need more specialized construction activity, the warehouse operator may propose a Custom WAIRE Plan, which would be able to earn WAIRE Points upon approval.

Response to Comment 47-4

The recommended final stringency is 0.0025 WAIRE Points per WATT, to be phased in over three-years until full stringency is reached. Stringencies were analyzed using 19 WAIRE Menu based scenarios to show emission reductions and costs, considered limits based on the quantity of the available technology and modeled fleet turnover, the IEc Relocation Study, and the Davies Port Study. The 0.0025 WAIRE Points per WATT resulted in significant emission reductions with enough NZE and ZE trucks and equipment available to be implemented and resulting in no warehouse relocations. The significant emission reductions would assist in getting NO_x emission reductions toward the ozone attainment goals and address the disproportionate burden of air pollution in the communities neighboring warehouses. South Coast AQMD Staff developed calculations for the WPCO and the WAIRE Menu that are

designed to be equitable and promote the implementation of cleaner technologies to help address the disproportionate impacts of air pollution faced by disadvantaged communities.

Response to Comment 47-5

The mitigation fee is an option that warehouse operators can use to comply with their WPCO, but may be a higher cost option if no other actions are taken, as shown in Table 20 of the Final Staff Report. The mitigation fee of \$1,000 per WAIRE Point was analyzed to be within a similar range of cost as the other WAIRE Menu options and is not meant as a way to allow for a “pay-to-pollute” compliance option. There are cheaper options for the warehouse operators to meet their WPCO, the current cost of the mitigation fee may not be the most cost-effective option for warehouse operators. The mitigation fee fund would be tracked to ensure the funds are used to incentivize cleaner technologies in the communities surrounding the warehouses that paid the mitigation fees.

Response to Comment 47-6

South Coast AQMD Staff understand the need for transparency in providing data relevant to enforcement and compliance. Each year staff will be reporting on the effectiveness of the WAIRE Program to the South Coast AQMD Mobile Source Committee to report on the status of the WAIRE Program and seek direction on any adjustments that may be required. A public version of the annual report on the WAIRE Program will be made available for public review. Custom WAIRE Plan submissions would also be released for public review prior to their approval. Finally, staff intends to put information on program compliance on the South Coast AQMD website in a public portal that will be built if PR 2305 is approved.

Response to Comment 47-7

Thank you for your comments and support of PR 2305. We look forward to working with you in the future.

Response to Comment Letter 48 – LAWA – March 2, 2021

Response to Comment 48-1

Thank you for your interest in the warehouse ISR development process and for bringing your comments to our attention. Staff appreciates the work our two agencies have accomplished together, including with the recent MOU. However, more work is needed to both reduce regional air pollutants like NO_x and PM 2.5, and local pollutants like DPM. We note that in the most recent draft Multiple Air Toxics Exposure Study that the area centered on LAX, including many of the warehouses covered by PR 2305, has the highest air toxics cancer risk in the entire South Coast AQMD, based on 2018 data.¹⁵⁹

Response to Comment 48-2

South Coast AQMD Staff do not intend to change the existing methodology for calculating Weighted Annual Truck Trips (WATTs). See Response to Comments 35-8 and 35-9. In addition, that there are trucks that make multiple stops at warehouses at LAX, there is opportunity for reducing the cost of compliance by working with those trucking companies to transition to NZE or ZE trucks. If one truck is converted to NZE or ZE technology, it could earn WAIRE Points for every warehouse it visits on a single route. This result could make it easier to comply with the rule compared to other warehouses that do not experience this type of activity. This approach is not required however, and other options may be selected by each independent warehouse operator.

Response to Comment 48-3

PR 2305 includes the option for warehouse owners and operators to propose a Custom WAIRE Plan to comply with PR 2305 (see PR 2305, Section (d)(4)). A Custom WAIRE Plan contains actions not included in the existing WAIRE Menu, which warehouse owners and operators can propose to meet their WPCO. In order to achieve WAIRE Points, warehouse owners and operators must show how a proposed Custom WAIRE Plan will achieve quantifiable, verifiable, and real NO_x and DPM emission reductions, and meet all the requirements as outlined in PR 2305 Section (d)(4). Thus, a Custom WAIRE Plan provides opportunities to pursue flexible solutions to comply with PR 2305. WAIRE Points may only be earned from approved Custom WAIRE Plans.

Specifically in regards to the Landside Access Modernization Program (LAMP): LAMP or other projects at LAX may be able to earn WAIRE Points as part of a Custom WAIRE Plan if it meets the criteria for Custom WAIRE Plans in PR 2305 and the WAIRE Implementation Guidelines. However, clause (d)(4)(A)(v) requires “Any Custom WAIRE Plan that relies on VMT reduction must demonstrate that these reductions are surplus to what is included in the most recently approved Regional Transportation Plan (RTP) and Air Quality Management Plan (AQMP).” The LAMP project appears to have been included already in the 2020 and the 2016 RTPs, therefore it is not clear how LAX would propose earning any additional WAIRE Points.

Response to Comment 48-4

¹⁵⁹ <http://www.aqmd.gov/home/air-quality/air-quality-studies/health-studies/mates-v>

The proposed rules do not prohibit the use of incentive funding; however, some incentive funding programs may not be able to be used in conjunction with earning WAIRE Points because of the nature of the incentive funding program. In practice, for many state incentive programs this means that NZE/ZE truck acquisitions with incentive funding by warehouse operators or owners cannot be used to comply with PR 2305, thus no WAIRE Points can be earned from these acquisitions. However, because PR 2305 requires use of those trucks at specific locations to reduce local emissions, the use of incentivized trucks is not prohibited by incentive programs with a program like PR 2305. Warehouse operators will therefore not be required to determine if a NZE or ZE truck that visits their warehouse is incentivized, and will not be required to determine if any usage is surplus. FAA grant administrators should be consulted to evaluate how the VALE program and the Zero Emission Vehicle grants could work within the context of PR 2305, including the various flexibilities it provides for banking and transferring WAIRE Points, the separation of earning WAIRE Points for acquisition and usage, and the ability to earn WAIRE Points through a Custom WAIRE Plan.¹⁶⁰ While incentive programs are a critical strategy to reduce emissions, LAX has apparently not been able to use them in the context of warehouses at their airport, therefore there is no apparent conflict between PR 2305 and LAX's pursuit of FAA funding.

Response to Comment 48-5

Please see Master Response 7 for the South Coast AQMD's legal authority. The comment contends that PR 2305 is preempted by the Airline Deregulation Act ("ADA"). Courts apply the same preemption analysis under the ADA that they apply under the Federal Aviation Administration Authorization Act ("FAAAA"). *Ward v. United Airlines, Inc.*, 986 F.3d 1234, 1243 n.2 (9th Cir. 2021). The District has responded to other comments contending that PR 2305 is preempted by the FAAAA, and those responses apply fully here. See Responses to Comments 44-4, 106-1, 106-2.

Response to Comment 48-6

In the context of PR 2305, section (d)(1), "may be used" means floor area that has nothing inherent in its design or function that could prohibit it being used for warehousing activities, even if it is not being used for warehousing activities at the moment. This is meant to prevent circumvention of PR 2305 as temporary physical limitations or self-imposed administrative control of warehousing space can easily be removed at any time by the warehouse operator to adjust to the demands of additional or seasonal changes. The warehousing industry is dynamic and could adjust the warehouse square footage to accommodate increased demand or seasonal changes for goods storage or movement needs. For example, the operator of a warehouse in South Coast AQMD's jurisdiction that has 120,000 square feet of floor area will be required to earn WAIRE Points under PR 2305, unless there is something inherent in the design or function of at least 21,000 square feet of floor area that prohibits it from being used for warehousing activities (such as manufacturing equipment that is built into the building), which would reduce

¹⁶⁰ Staff found a VALE grant for ground power from five years ago in 2016, but the electric bus project mentioned by the commenter is not listed as one of the grants provided by FAA's VALE, ZEV, or Airport Improvement programs. <https://www.faa.gov/airports/environmental/vale/media/VALE-grant-summary.pdf>, https://www.faa.gov/airports/environmental/zero_emissions_vehicles/media/Summary-ZEV-Airport-Projects-Contacts-2015-2020.pdf, https://www.faa.gov/airports/aip/grant_histories/lookup/

the floor area for warehousing activities to 99,000 square feet, which is less than the 100,000 square-foot threshold.

Additional clarification has been added to (d)(1) since this comment was made that also addresses the comment. It now states: “Only warehouse operators in buildings with greater than or equal to 100,000 square feet of floor area that may be used for warehousing activities and who operate at least 50,000 square feet of the warehouse for warehousing activities are required to earn WAIRE Points.”

Response to Comment 48-7

South Coast AQMD Staff appreciates your support of the South Coast AQMD’s air quality goals, and welcomes your feedback on cargo operations and PR 2305 and PR 316’s development.

Response to Comment 48-8

Again, thank you for your interest in the warehouse ISR development process and for bringing your comments to our attention.

Response to Comment Letter 49 - Earthjustice – 3/2/2021

Response to Comment 49-1

Thank you for your participation in the rule development process.

Response to Comment 49-2

South Coast AQMD staff's recommended stringency is 0.0025 WAIRE Points per WATT phased in over three-years. The recommended stringency was determined considering the analysis of 19 WAIRE Menu based scenarios that looked at emission reductions and costs, the potential for limited availability of WARIE Menu options at higher stringencies, the warehouse relocation study commissioned by South Coast AQMD, and the ports' study on the Clean Truck Rate program. The stringency factor of 0.0025 WAIRE Points per WATT is expected to result in significant emission reductions and no warehouse relocations. The emission reductions from PR 2305 would help address the disproportionate burden of air pollution in the communities neighboring warehouses and reduce emissions. See also Response to Comment 40-42.

Response to Comment 49-3

South Coast AQMD Staff understands the importance of prioritizing ZE technology. Currently, the WAIRE Menu includes both NZE and ZE on-road trucks because Class 8 on-road ZE trucks are not yet well established and are expected to cost significantly more than NZE trucks in the near term, for marginally better benefit. By allowing NZE technology in part of the WAIRE Menu, NZE can provide at least a 90% reduction in NO_x emissions and 100% reduction in DPM when compared to conventional diesel fueled trucks. The reduction of diesel fueled trucks can produce emission reductions in the near term which can improve the public health of the communities surrounding the warehouses, as Class 8 on-road ZE trucks and ZE charging and fueling infrastructure are developed and become widespread and commercially available.

ZE technology implementation can indeed lead to creation of new jobs in some industries as stated by the commenter and discussed in the Socioeconomic Impact Assessment. The WAIRE Mitigation Program will also include requirements that mitigation funding spent on ZE charging infrastructure use a skilled and trained workforce to ensure that the equipment is installed properly and can be reliably used.

Response to Comment 49-4

The mitigation fee of \$1,000 per WAIRE Point was analyzed to be within a similar range of cost as the other WAIRE Menu options and is not intended to be a "pay-to-pollute" compliance option. Because there are cheaper options for the warehouse operators to meet their WPCO, the current cost of the mitigation fee may not be the most cost-effective option for warehouse operators. Each warehouse operator will make decisions on which WAIRE Menu options to pursue, based on their specific situation and circumstances. The mitigation fee fund would be tracked to ensure the funds are used to incentivize cleaner technologies in the communities surrounding the warehouses that paid the mitigation fees.

Response to Comment 49-5

South Coast AQMD Staff understand the need for transparency in providing data relevant to enforcement and compliance. Each year staff will be reporting on the effectiveness of the WAIRE Program to the South Coast AQMD Mobile Source Committee to report on the status of the WAIRE Program and seek direction on any adjustments that may be required. A public version of the annual report on the WAIRE Program will be made available for public review. Custom WAIRE Plan submissions would also be released for public review prior to their approval. Finally, staff intends to put information on program compliance on the South Coast AQMD website in a public portal that will be built if PR 2305 is approved.

Some of the requested data in the comment will not be reported by warehouse operators, including the trucking companies services each warehouse, the fuel type and truck class of every truck visiting a warehouse, and the truck routes to and from each facility. These parameters are not needed to determine an operator's WPCO. However some of this information may be reported for some of the WAIRE Menu compliance options, or as part of a Custom WAIRE Plan.

Response to Comment 49-6

South Coast AQMD Staff understands the impact of air pollution on communities near warehouses is an important consideration. At this time, PR 2305 is expected to go before the South Coast AQMD Governing Board's for its consideration on May 7, 2021.

Response to Comment 49-7

Thank you for your comments and support of PR 2305. We look forward to working with you in the future.

Response to Comment Letter 50 - Bizfed – 3/2/2021

Response to Comment 50-1

Thank you for your interest in the warehouse ISR development process, and for bringing your comments to our attention. See Master Response 4 for a discussion on the growth of warehousing industry during the COVID-19 pandemic.

Response to Comment 50-2

PR 2305 is a part of the targeted strategy to reduce region and local NO_x and PM emissions to meet the state and federal ozone standards for 2023 and 2031 and improve public health. Failure to meet federal ozone standards in a timely manner could result in EPA imposing economic sanctions on the region.

We note also that the warehouse industry is thriving during the COVID-19 pandemic. The goods movement industry is growing in Southern California because of the record cargo volumes enjoyed by the busiest port complex in the nation, a developed transportation system, and a large employee pool.

The most recent version of the PR 2305 rule language released April 7, 2021 addresses the commenter's concerns regarding rule implementation dates. The first compliance date requiring the submission of the Warehouse Operations Notification is September 1, 2021, an informational report to be submitted by the warehouse owner requiring basic warehouse information including the square footage information on the warehouse, the tenant(s), lease duration, and contact information. The first compliance period for the largest warehouse operators to earn WAIRE Points begins on January 1, 2022. Warehouses will be phased into PR 2305 based on size over three years and once in, there is a three-year phase-in of the rule stringency. See Master Response 4 for a discussion on the warehousing industry's growth during the COVID-19 pandemic.

Response to Comment 50-3

The potential cost stated by the commenter is inaccurate, as the potential cost ranges are significantly lower. See Master Responses 1, 5, and Socioeconomic Impact Assessment for a discussion on the potential costs of PR 2305 and economic impacts.

Response to Comment 50-4

See Master Responses 2a through 2c for discussions on feasibility.

Response to Comment 50-5

See Master Response 2d for a discussion of available technology on the WAIRE Menu.

Response to Comment 50-6

See the Socioeconomic Impact Assessment and Master Responses 4 for discussions on the warehousing industry and economic impacts.

Response to Comment 50-7

See Master Responses 4, 5, 6, and the Socioeconomic Impact Assessment for discussions on jobs and economic uncertainty related to goods movement during the COVID-19 pandemic.

Response to Comment 50-8

See Master Response 6 and the Socioeconomic Impact Assessment for a discussion on the jobs impacts of PR 2305.

Response to Comment 50-9

See Master Response 7 and Responses to Comment Letters 39, 40, and 44 for discussion of South Coast AQMD legal authority.

Response to Comment 50-10

Thank you for your interest in the warehouse ISR and your comments. This letter and responses will be available for review by South Coast AQMD Governing Board members.

Response to Comment Letter 51 – CCAir – March 2, 2021

Response to Comment 51-1

Thank you for your interest in the warehouse ISR development process and for bringing your comments to our attention. PR 2305 is designed to reduce regional and local NOx and PM reductions to assist in attainment of the federal and state air quality standards and reduce disproportionate impacts on the communities surrounding warehouses.

Response to Comment 51-2

South Coast AQMD Staff is recommending a stringency a 0.0025 WAIRE Points per WATT. See Response to Comment 40-42. The South Coast AQMD Governing Board may consider the adoption of a higher stringency at the May 7, 2021 hearing, if they choose.

Response to Comment 51-3

Impacts of air pollution on communities surrounding warehouses are considered in the structure of the WAIRE Points themselves. WAIRE Points for each WAIRE Menu action were determined by calculating the NOx emission reductions (which affects regional air pollution) as well as Diesel PM emission reductions (which affects regional and local air pollution), and the cost. Further, all warehouse operators must take actions themselves that reduce emissions or facilitate emission and/or exposure reductions in the communities near their warehouses. PR 2305 is meant to reduce pollution burdens in communities near warehouses; those living within 0.5 miles of a PR 2305 warehouse rank in the 85th percentile according to CalEnviroScreen, whereas the average community in South Coast AQMD is ranked in the 61st percentile (see Figure 4 of the Final Staff Report for a map; also see pp. 16-17). Because of the high overlap between the locations of warehouses and communities with pollution burdens, the most practical approach to reduce these cumulative impacts is to ensure that all warehouse operators take actions to benefit their local communities.

Response to Comment 51-4

Neither the transferability of points in PR 2305, nor the mitigation fee, can be used as a loophole for compliance. WAIRE Points may only be transferred or banked to a future year if there is overcompliance and extra WAIRE Points were earned. In order to ensure that any limited transferring of WAIRE Points that may occur under PR 2305 does not disproportionately affect local communities, any WAIRE Points transferred from a different location are discounted by the number of WAIRE Points associated with local benefits from diesel PM reductions (PR 2305, section (d)(6)(A)), and see Table 3 of PR 2305 for specific point discounts per WAIRE Menu action), since localized emission reductions from PR 2305 should benefit the communities where they were created. The intent of PR 2305's limited transfer provision was to allow warehouse operators that operate multiple warehouses to be able to implement larger scale projects at one of their warehouses at one time rather than little projects at each site, ultimately improving the flexibility and efficacy of PR 2305.

The mitigation fee is an option warehouse operators can use that provides extra flexibility in PR 2305. The mitigation fee of \$1,000 per WAIRE Point was analyzed to be within a similar range of cost as the other WAIRE Menu options and is not meant to allow for a “pay-to-pollute” compliance option. Over the 10-year period analyzed, there are less expensive options

for the warehouse operators to meet their WPCO (Final Staff Report, pp. 63-72 and Table 20), and warehouse operators are expected to gravitate towards the least expensive option of compliance for their operations. The mitigation fees would be collected into the WAIRE Mitigation Program, from which funds will provide incentives toward projects that reduce emissions or that facilitate emission reductions, such as the purchase of NZE and ZE trucks and ZE charging and fueling infrastructure (these actions are the same as those included in the WAIRE Menu). The mitigation fee funds would be tracked to ensure the funds are used in the communities surrounding the warehouses that paid the mitigation fees. Projects funded by the WAIRE Mitigation Program will be approved annually or more often by the South Coast AQMD Governing Board and will follow the policies described in the Board Resolution that accompanies PR 2305 as well as subsequent requirements set out by the Board (Final Staff Report, p. 107).

Response to Comment 51-5

Any mitigation fees paid for the proposed rules would be collected into the WAIRE Mitigation Program, from which funds will provide incentives to projects that reduce emissions or that facilitate emission reductions from warehouses, such as the purchase of NZE and ZE trucks and ZE charging and fueling infrastructure. Additional WAIRE Mitigation Program requirements will be developed in future Board actions, including during program solicitations and project awards.

Response to Comment 51-6

The scenario analysis included in the Final Staff Report determines there will be about 1.5 to 3 tons per day of NOx emission reductions resulting from implementation of PR 2305 and PR 316 beyond those gained from CARB regulations. Further, if PR 2305 is approved, it can ensure that the emission reductions projected to occur in South Coast AQMD from statewide rules actually occur in our region instead of in other regions. PR 2305 is complementary to existing CARB regulations and is meant to motivate early compliance of the CARB regulations, in order to get emission reductions sooner than CARB's 2037 attainment goals, and to achieve additional reductions beyond what CARB rules would do. See Master Response 9 for a discussion on overlap with CARB regulations, and Master Response 4 for an explanation of emission reductions from warehouse ISR. CARB's existing regulations have been considered in the Final Staff Report of PR 2305 and PR 316; PR 2305's expected emission reductions (Final Staff Report pp. 61-63) and comparative similarity to other existing regulations (Final Staff Report pp. 80-85, and Appendix D) has been analyzed.

Response to Comment 51-7

Thank you for your interest in the warehouse ISR development process and for bringing your comments to our attention.

Response to Comment Letter 52 – CBPA – March 2, 2021

Response to Comment 52-1

Thank you for your interest in the warehouse ISR development process and for bringing your comments to our attention.

Response to Comment 52-2

See the Socioeconomic Impact Assessment and Master Responses 1, 2a, 3, and 8 for discussions on costs, feasibility, emission reductions, and concerns about PR 2305 being duplicative. Additionally, see the WAIRE Implementation Guidelines (Appendix A of the Final Staff Report) for a warehouse operator's guide to complying with PR 2305.

Response to Comment 52-3

See Master Response 8 for a discussion of recent and upcoming CARB regulations, and how PR 2305 is not duplicative with their efforts.

Response to Comment 52-4

See the Socioeconomic Impact Assessment and Master Responses 1 and 5 for discussions on costs and economic impacts. See Master Response 3 and 8 for discussions of air quality benefits from PR 2305 and how PR 2305 is not duplicative with CARB's efforts.

Response to Comment 52-5

Thank you for your interest in the warehouse ISR and for bringing your comments to our attention.

Response to Comment Letter 53 - Disneyland Resort – 2/22/2021

Response to Comment 53-1

The definition of electric charger provided in PR 2305 was revised and states that the electric charging station for vehicles can operate at 208 Volts or greater but does not limit the usage to heavy-duty vehicles. Electric chargers installed to charge employee personal vehicles can earn WAIRE Points but with the 208 Volts or greater definition the installed electric chargers must be a minimum Level 2 charger.

Response to Comment 53-2

Electric forklifts are not included in the WAIRE Menu therefore the electric forklifts, the electric forklift chargers, and any usage related to the electric forklifts cannot earn WAIRE Points.

Response to Comment Letter 54 -NDRC – 03/03/2021

Response to Comment 54-1

Thank you for your participation in the rule development process and your comments in support of a warehouse ISR.

Response to Comment 54-2

South Coast AQMD staff appreciates the support in reducing emissions.

Response to Comment 54-3

PR 2305 would be the first air quality regulation to address indirect source emissions associated with the warehousing industry in the South Coast AQMD jurisdiction. The warehousing industry has been present in the region for decades and has been steadily growing along with air pollution associated with warehouse operations. As proposed, PR 2305 would result in significant reductions of 1.5-3.0 tpd of NO_x reductions which is approximately 10%-15% of the baseline NO_x emissions associated with warehouses. A similar percentage reduction is expected for PM 2.5. See Response to Comment 40-42 and the Final Staff Report pages 58-59.

Response to Comment 54-4

PR 2305 would contribute to the shift to cleaner technology to replace conventional diesel engines. PR 2305 is designed to reduce regional and local NO_x and PM emissions to help attain the federal and state ozone standards. Both NZE and ZE technology is available to provide immediate emission reductions toward the 2023 and 2031 goals. The implementation of PR 2305 provides WAIRE Points incentives to transition to ZE technology which provide air quality benefits and can create high quality jobs in the emerging ZE technology field. See Master Response 6 and the Socioeconomic Impact Assessment for additional discussion on jobs.

Response to Comment 54-5

Thank you for your interest in the warehouse ISR development process, and for bringing your comments to our attention.

Response to Comment Letter 55 - Maersk – 3/2/2021

Response to Comment 55-1

Thank you for your participation in the rule development process.

Response to Comment 55-2

Staff appreciates the time and effort take to provide your comments on the warehouse ISR. It is not clear from the comment which letter is also incorporated into this comment. Staff believes the letter in question is Comment Letter 57, and responses have been provided to that letter.

Response to Comment 55-3

See Master Response to Comment 7 for discussion on legal authority and Master Response to Comment 8 for a discussion of CARB rules relative to PR 2305.

Response to Comment 55-4

See Master Responses 3 and 8 for discussions on air quality benefit and concerns about regulatory overlap.

Response to Comment 55-5

See Master Responses 1 and 2 for discussions on the costs and feasibility. The metrics, management, and reporting included in PR 2305 are necessary to ensure that it is enforceable. There are no CARB rules that currently overlap with PR 2305 and place requirements on warehouse operators. PR 2305 reporting has also been structured to take advantage of common industry practice in data collection that already occurs (e.g., tracking basic truck data for security purposes), and updates have been made to PR 2305 (d)(1)(B) and further described in the WAIRE Implementation Guidelines to minimize administrative burden on warehouse operators.

Response to Comment 55-6

See Master Responses 1 and 2 for discussions on the costs and feasibility of PR 2305. In addition, PR 2305 has been designed to provide flexibility so that warehouse operators can identify the most cost-effective approach for their operations, rather than prescribe a specific approach that could result in the uneven costs described in the comment. The WAIRE Menu has also been designed specifically to remove complexity, by removing the need for every warehouse operator to conduct extensive calculations to determine how to comply with the rule, and allowing warehouse operators to pick and choose options as they see fit, and knowing instantly how much their choice contributes to their compliance obligation.

Response to Comment 55-7

The concerns raised in this comment have been thoroughly addressed in the Final Staff Report and Socioeconomic Impact Assessment. See also Master Response to Comments 7 for discussion of legal authority, 8 for a discussion of CARB regulations in relation to PR 2305, and 3 for a discussion of emission reductions. Thank you for your interest in the warehouse ISR development process and for bringing your comments to our attention.

Response to Comment Letter 56 – MFLS – March 3, 2021

Response to Comment 56-1

Thank you for your interest in the warehouse ISR development process and for bringing your comments to our attention.

Response to Comment 56-2

See the Socioeconomic Impact Assessment and Master Responses 1, 2a, and 8 for discussions on the costs, feasibility, and concerns about duplicative effort.

Response to Comment 56-3

See Master Response 4, 5 and the Socioeconomic Impact Assessment for discussions on the goods movement industry and economic impacts.

Response to Comment 56-4

See Master Response 6 for a discussion on jobs.

Response to Comment 56-5

See Master Response 9 for a discussion on the need for more actions to clean California's goods supply chain.

Response to Comment 56-6

See Master Responses 7 and 8 for discussions on legal authority and concerns about duplicative effort.

Response to Comment 56-7

See the Socioeconomic Impact Assessment and Master Responses 1, 2a, 3, 7, and 8 for discussions on costs, feasibility, air quality benefit, legal authority, and concerns on duplicative effort.

Response to Comment 56-8

See Master Responses 3 and 10 for a discussions on air quality benefits and concerns regarding the mitigation fee.

Response to Comment 56-9

See the Socioeconomic Impact Assessment and Master Responses 1, 3, 7, and 8 for discussions on cost, air quality benefit, legal authority, and concerns about duplicative effort.

Response to Comment Letter 57 – CTA Group – March 3, 2021

Response to Comment 57-1

Thank you for your interest in the warehouse ISR development process and for bringing your comments to our attention.

Response to Comment 57-2

See the Socioeconomic Impact Assessment and Master Responses 1, 2a, 3, 8, and 10 for discussions on the costs, feasibility, air quality benefit, concerns about duplicative effort, and concerns about the mitigation fee.

Response to Comment 57-3

See Master Responses 4, 5 and the Socioeconomic Impact Assessment for discussions on the goods movement industry and economic impacts.

Response to Comment 57-4

See the Socioeconomic Impact Assessment and Master Response 6 for a discussion on jobs.

Response to Comment 57-5

See Master Response 9 for a discussion on the need for more actions to clean California's goods supply chain.

Response to Comment 57-6

See Master Response 8 for a discussion of CARB regulation in relation to PR 2305.

Response to Comment 57-7

See the Socioeconomic Impact Assessment and Master Responses 1, 2a, 3, 7, and 8 for discussions on costs, feasibility, air quality benefit, legal authority, and concerns on duplicative effort.

Response to Comment 57-8

See the Socioeconomic Impact Assessment and Master Responses 1, 3, and 8 for discussions on cost, air quality benefit, and concerns about duplicative effort.

Response to Comment 57-9

See the Socioeconomic Impact Assessment and Master Responses 1, 3, 7, and 8 for discussions on cost, air quality benefit, legal authority, and concerns about duplicative effort.

Response to Comment 57-10

Thank you for your interest in the warehouse ISR and for your comments.

Response to Comment Letter 58 - CRA – 3/1/2021

Response to Comment 58-1

Thank you for your interest in the warehouse ISR development process and for bringing your comments to our attention. See the Socioeconomic Impact Assessment and Master Responses 1, 4, and 6 for discussions on costs, economic impact, and jobs.

Response to Comment 58-2

See Master Response 3, 8, and 9 for discussions on air quality benefit and the need for more actions to clean California's goods supply chain.

Response to Comment 58-3

See the Socioeconomic Impact Assessment and Master Responses 1, 2a, and 2c for discussions on costs and feasibility.

Response to Comment 58-4

Since the submission of the Comment Letter, PR 2305 rule language has changed the compliance period six months to start January 1, 2022 for the first phase of warehouses that are at least 250,000 square feet. The commenter also incorrectly states that zero and near zero emission fleets will not be available until the 2025 to 2030 period. First, absent additional regulations there is no anticipation for widely available adoption of NZE or ZE trucks until the 2030s or later. However PR 2305 will provide incentives for greater use of NZE and ZE vehicles, in the near term. Second, NZE trucks are commercially available today with South Coast AQMD providing funding for more than 1,200 trucks in the past few years, and ZE trucks are becoming available commercially this year, and into next year, with smaller ZE trucks expected to be more readily available first.¹⁶¹ While these trucks are more expensive than conventional diesel technology, truck manufacturers are willing and able to make them if there is market demand. The warehousing industry has a critical role in shaping that market demand. See the Socioeconomic Impact Assessment and Master Responses 1 and 2 for additional discussions on cost and technology availability.

Response to Comment 58-5

Since the submission of the Comment Letter, PR 2305 rule language has changed the compliance period six months to start January 1, 2022 for the first phase of warehouses that are at least 250,000 square feet. See the WAIRE Implementation Guidelines in Appendix A of the Final Staff Report for more details on potential methods to record truck trip counts. These methods are designed to allow use of current industry practice to record truck trip data at warehouses (e.g., data already collected for security purposes).

Response to Comment 58-6

See Master Responses 4, 5, and 6 for discussions on economic impacts and jobs.

Response to Comment 58-7

¹⁶¹ <https://globaldrivetozero.org/tools/zero-emission-technology-inventory/>

Thank you for your interest in the warehouse ISR and your comments.

Response to Comment Letter 59 – Disneyland Resort – 3/2/2021

*An email on 3/4/2021, the commenter requested the comments submitted on 3/2/2021 be disregarded. The comments are maintained in the record but will not receive a response as requested by the commenter. No further action is required.

Response to Comment Letter 60 - Riverside 350 – 3/4/2021

Response to Comment 60-1

South Coast AQMD staff agrees that improving air quality is imperative for public health especially during the COVID-19 pandemic. PR 2305 seeks to get much needed regional NOx reductions toward the goal of attaining the federal ozone standard and local DPM reductions to improve public health in local communities living near warehouses.

Response to Comment 60-2

The warehouse ISR is a new regulatory approach for an industry that has not previously been regulated by South Coast AQMD. Even during the COVID-19 pandemic the goods movement industry is growing because of the record cargo volumes enjoyed by the busiest port complex in the nation, a developed transportation system, and a large employee pool. PR 2305 is expected to reduce NOx emissions by ~1.5-3.0 tons per day which is ~10-15% of the baseline emissions. The estimated significant emission reductions are beyond the reductions that current CARB regulations are expected to gain, while PR 2305 will help also facilitate early reductions from CARB regulations.

Response to Comment 60-3

PR 2305 includes both ZE and NZE trucks, which allows warehouse operators the flexibility to implement actions that work within their operations. PR 2305 also includes ZE charging and fueling infrastructure, which will be a critical component to accelerating the market for ZE trucks. As stated by the commenter, the construction of this infrastructure can provide good quality jobs. See additional discussion in the Socioeconomic Impact Assessment.

Response to Comment 60-4

Thank you for your comments and participation in the development process for the warehouse ISR.

Response to Comment Letter 61 - Disneyland Resort – 3/4/2021

Response to Comment 61-1

South Coast AQMD Staff did receive the commenters emails dated 2/22/2021 and 3/2/2021. As requested on the email dated 3/4/2021, previous emails sent on 3/2/2021 will be disregarded but will remain part of the record. Below are responses to the updated comments submitted on 3/4/2021.

Response to Comment 61-2

CARB did not establish the Optional Low NO_x Standards for heavy-duty engines until 2013, with the lowest standard equaling 0.02 g/bhp-hr. Staff is not aware of any trucks manufactured before this date that would meet the Optional Low NO_x Standard. The best resource to verify if your own trucks meet the Optional Low NO_x Standard is by finding the CARB Executive Order for the engine in question and verify the it meets the 0.02 g/hp-hr emission standard.¹⁶² In order to take credit for an NZE truck trip from a 3rd party it would be the warehouse operator's responsibility to determine whether the truck meets that standard. Additional information is provided in the WAIRE Implementation Guidelines.

Response to Comment 61-3

South Coast AQMD does not endorse any particular product or manufacturer. The Final Staff Report and the WAIRE Implementation Guidelines provide more detail on the various methods to collect truck trip data or identify NZE or ZE truck trips. Existing security cameras currently operating at your facility may work, if someone were able to go through the footage to identify the types and number of trucks that enter to deliver or pick up goods. Depending on the quality of the video someone may also be able to identify the truck by the license plate to later verify whether the truck is NZE or ZE with the truck fleet operator or similar method.

Response to Comment 61-4

The most recent draft of PR 2305 includes a low activity exemption. Facilities with a calculated WPCO <10 would not be required to earn WAIRE Points and may only have to provide limited reporting.

Response to Comment 61-5

The VMT is only reported in the Initial Site Information Report (ISIR) to gather information and is not used in the Annual WAIRE Report. The VMT that must be reported in the ISIR is only for trucks owned or leased by the warehouse operator for that warehouse.

Response to Comment 61-6

The definition of a truck trip involves entering or exiting warehouse site to deliver or pick up goods for later distribution to other locations. Based on the comment, it appears that the truck activity described is not related to this and could just be for overnight parking of a truck that is unrelated to the warehouse. In this case, the truck activity would not be considered a truck trip

¹⁶² <https://ww3.arb.ca.gov/msprog/onroad/cert/cert.php>

for PR 2305. A truck that leaves empty and returns with goods for the warehouse would be included in any truck trip calculations (and vice versa).

Response to Comment 61-7

A warehouse owner can transfer WAIRE Points to the warehouse operator that are earned from the purchase and installation of solar panels during the compliance period. Installations that occur prior to adoption of PR 2305 would not earn WAIRE Points. WAIRE Points for usage of pre-existing solar panels would earn WAIRE Points, and there are no requirements for who retains ownership or control of the panels.

Response to Comment 61-8

The first report due on September 1, 2021 is the Warehouse Operations Notification (WON) which is the responsibility of the warehouse owner. In that report the warehouse owner will state the tenants of the building (as named in the lease). There is no requirement on the warehouse owner to determine the tenant's status to another business or corporate entity.

The parent company information of a warehouse operator also does not need to be reported except potentially if exemptions are claimed by the operator in PR 2305 (e)(2)(A)(ii) or (g)(1).

Response to Comment Letter 62 - Los Angeles Area Chamber of Commerce – 3/4/2021

Response to Comment 62-1

Thank you for your participation in the rule development process and bringing your comments to our attention. See the Socioeconomic Impact Assessment and Master Responses 1, 2a, 4, and 5 for discussions on the cost, feasibility, economic impacts, and current economic state.

Response to Comment 62-2

See Master Response 4 for a discussion on the growth of the warehousing industry during the COVID-19 pandemic.

Response to Comment 62-3

See Master Response 9 for a discussion on the need for more actions to clean California's goods supply chain.

Response to Comment 62-4

See Master Response to Comments 2.

Response to Comment 62-5

Thank you for your comments and interest in PR 3205.

Response to Comment Letter 63 – WECA – March 4, 2021

Response to Comment 63-1

Thank you for your interest in the warehouse ISR development process and for bringing your comments to our attention. See Master Response to Comments 4.

Response to Comment 63-2

Since the submission of the comment letter, a revised version of the PR 2305 was released on April 7, 2021 which updated the compliance dates. The first report required to be submitted by the warehouse owners is now due September 1, 2021. The compliance periods were delayed six months, starting on January 1, 2022 though only the first phase of warehouses ($\geq 250,000$ square feet) would be required to earn WAIRE Points for the first compliance period. See Master Responses 4 and 5 for discussions on the growth of the warehousing industry during the COVID-19 pandemic and economic impacts.

Response to Comment 63-3

See the Socioeconomic Impact Assessment and Master Response 1 and 4 for discussions on the costs and economic impacts.

Response to Comment 63-4

See Master Responses 2a, 2b, and 2c for discussions on feasibility, warehouse operator control of trucks, and truck engine emission standards.

Response to Comment 63-5

See Master Response 2d for a discussion on technology availability.

Response to Comment 63-6

See the Socioeconomic Impact Assessment and Master Responses 1, 4, and 5 for discussions on costs, economic impact, and uncertainty in the economy.

Response to Comment 63-7

See the Socioeconomic Impact Assessment and Master Response 6 for a discussion on jobs.

Response to Comment 63-8

See Master Response 7 for legal authority.

Response to Comment 63-9

Thank you for your interest in the warehouse ISR and for your comments. The comments are part of the record and will be available for South Coast AQMD Board Member review.

Response to Comment Letter 64 - Viewsonic – 3/4/2021

Response to Comment 64-1

Thank you for your interest in the warehouse ISR development process and for bringing your comments to our attention. South Coast AQMD Staff agree that the warehousing industry is growing to adapt to the needs of customers even during the COVID-19 pandemic. As the warehousing industry grows so does the disproportionate burden of air pollution on the communities surrounding the warehouses.

Since the submission of the comment letter, a revised version of the PR 2305 was released on April 7, 2021 which updated the compliance dates. The first report required to be submitted by the warehouse owners is now due September 1, 2021. The compliance periods were delayed six months, starting on January 1, 2022 though only the first phase of warehouses ($\geq 250,000$ square feet) would be required to earn WAIRE Points for the first compliance period. See Master Responses 4 and 5 for discussions on the growth of the warehousing industry during the COVID-19 pandemic and economic impacts.

Response to Comment 64-2

See the Socioeconomic Impact Assessment and Master Response 1 and 4 for discussions on the costs and economic impacts.

Response to Comment 64-3

See Master Responses 2a, 2b, and 2c for discussions on feasibility, warehouse operator control of trucks, and truck engine emission standards.

Response to Comment 64-4

See Master Response 2d for a discussion on technology availability.

Response to Comment 64-5

See Master Response 4 for a discussion on the warehousing industry role in goods movement.

Response to Comment 64-6

See the Socioeconomic Impact Assessment and Master Responses 5 and 6 for discussions on economic uncertainty and jobs.

Response to Comment 64-7

See the Socioeconomic Impact Assessment and Master Response 6 for a discussion on jobs.

Response to Comment 64-8

See Master Response 7 for a discussion on legal authority.

Response to Comment 64-9

Thank you for your interest in the warehouse ISR and for bringing your comments to our attention.

Response to Comment Letter 65 - Earthjustice – 3/5/2021

Response to Comment 65-1

Thank you for your participation in the rule development process and your comments in support of a warehouse ISR. During the set hearing held on March 5, 2021, a motion was made and approved to postpone the public hearing to allow more time to study PR 2305, which now has an approved hearing date of May 7, 2021.

Response to Comment 65-2

South Coast AQMD staff agree that the warehousing industry has continued to grow even during the COVID-19 pandemic which increases the healthcare costs for the disproportionately burdened communities surrounding the warehouses. See the Socioeconomic Impact Assessment and Master Response 4 for discussions on the economic analysis of the potential healthcare benefits and the growth of the warehousing industry.

Response to Comment 65-3

South Coast AQMD Staff agree that PR 2305 would result in significant regional and local emission reductions toward attaining air quality standards. PR 2305 would fulfill part of the 2016 AQMP strategy to reduce emissions in the goods movement industry. Adoption of PR 2305 would facilitate the transition to cleaner transportation which could create high quality jobs for a skilled and trained workforce in the ZE technology sector. See the Socioeconomic Impact Assessment and Master Response 6 for a discussion on jobs.

Response to Comment 65-4

Thank you for your interest in the warehouse ISR and your comments.

Response to Comment Letter 66 - OCBC – 3/3/2021

Response to Comment 66-1

Thank you for your interest in the warehouse ISR development process and for bringing your comments to our attention.

Response to Comment 66-2

See the Socioeconomic Impact Assessment and Master Responses 1, 2a, 3, 8, and 10 for discussions on the costs, feasibility, air quality benefit, concerns about duplicative effort, and concerns about the mitigation fee.

Response to Comment 66-3

See Master Responses 4, 5 and the Socioeconomic Impact Assessment for discussions on the goods movement industry and economic impacts.

Response to Comment 66-4

See the Socioeconomic Impact Assessment and Master Response 6 for a discussion on jobs.

Response to Comment 66-5

See Master Response 9 for a discussion on the need for more actions to clean California's goods supply chain.

Response to Comment 66-6

See Master Response 7 for a discussion on legal authority.

Response to Comment 66-7

See the Socioeconomic Impact Assessment and Master Responses 1, 2a, 3, 7, and 8 for discussions on costs, feasibility, air quality benefit, legal authority, and concerns on duplicative effort.

Response to Comment 66-8

See the Socioeconomic Impact Assessment and Master Responses 1, 3, and 8 for discussions on cost, air quality benefit, and concerns about duplicative effort.

Response to Comment 66-9

See the Socioeconomic Impact Assessment and Master Responses 1, 3, 7, and 8 for discussions on cost, air quality benefit, legal authority, and concerns about duplicative effort.

Response to Comment 66-10

Thank you for your interest in the warehouse ISR and for your comments.

Response to Comment Letter 67 - Multicultural Business Alliance – 3/6/2021

Response to Comment 67-1

Thank you for your interest in the warehouse ISR development process and for bringing your comments to our attention. South Coast AQMD Staff agree that the warehousing industry is growing to adapt to the needs of customers even during the COVID-19 pandemic. As the warehousing industry grows so does the disproportionate burden of air pollution on the communities surrounding the warehouses.

Response to Comment 67-2

Since the submission of the comment letter, a revised version of the PR 2305 was released on April 7, 2021 which updated the compliance dates. The first report required to be submitted by the warehouse owners is now due September 1, 2021. The compliance periods were delayed six months, starting on January 1, 2022 though only the first phase of warehouses ($\geq 250,000$ square feet) would be required to earn WAIRE Points for the first compliance period. See Master Responses 4 and 5 for discussions on the growth of the warehousing industry during the COVID-19 pandemic and economic impacts.

Response to Comment 67-3

See the Socioeconomic Impact Assessment and Master Response 1 and 4 for discussions on the costs and economic impacts.

Response to Comment 67-4

See Master Responses 2a, 2b, and 2c for discussions on feasibility, warehouse operator control of trucks, and truck engine emission standards.

Response to Comment 67-5

See Master Response 2d for a discussion on technology availability.

Response to Comment 67-6

See Master Response 4 for a discussion on the warehousing industry role in goods movement.

Response to Comment 67-7

See the Socioeconomic Impact Assessment and Master Responses 5 and 6 for discussions on economic uncertainty and jobs.

Response to Comment 67-8

See the Socioeconomic Impact Assessment and Master Response 6 for a discussion on jobs.

Response to Comment 67-9

See Master Response 7 for a discussion on legal authority.

Response to Comment 67-10

Thank you for your interest in the warehouse ISR development process and for bringing your comments to our attention.

Response to Comment Letter 68 - TTU – 3/8/2021

Response to Comment 68-1

Thank you for your interest in the warehouse ISR development process, and for bringing your comments to our attention.

Response to Comment 68-2

See the Socioeconomic Impact Assessment and Master Responses 1, 2a, 8, and 10 for discussions on the costs, feasibility, concerns about duplicative effort, and the mitigation fee.

Response to Comment 68-3

See Master Response 4, 5 and the Socioeconomic Impact Assessment for discussions on the goods movement industry and economic impacts.

Response to Comment 68-4

See Master Response 6 and the Socioeconomic Impact Assessment for a discussion on jobs.

Response to Comment 68-5

See Master Response 9 for a discussion on the need for more actions to clean California's goods supply chain.

Response to Comment 68-6

See the Socioeconomic Impact Assessment and Master Responses 1, 3, 7 and 8 for discussions on costs, air quality benefit, legal authority and concerns about duplicative effort.

Response to Comment 68-7

See Socioeconomic Impact Assessment and Master Responses 1, 3, 8, and 10 for discussions on costs, air quality benefit, concerns on duplicative efforts, and concerns on the mitigation fee. Additionally, see the responses to Comment Letter 39 for discussions on why PR 2305 is not a tax.

Response to Comment Letter 69 - General Motors – 03/12/2021

Response to Comment 69-1

Thank you for your participation in the rule development process and your comments in support of a warehouse ISR.

Response to Comment 69-2

South Coast AQMD staff appreciates General Motor's strategy to sell only electric vehicle in the light duty portfolio by 2035 and achieving carbon neutrality by 2040. These actions are important in assisting South Coast AQMD with its efforts toward meeting air quality standards and California's goal of all ZE vehicles by 2045.

Response to Comment 69-3

South Coast AQMD Staff agrees that PR 2305 will play an important role in facilitating and encourage the transition to ZE technologies. PR 2305 will provide additional motivation in the installation and use of ZE infrastructures to support the increased demand for ZE trucks in support California's ZE transportation goals.

Response to Comment 69-4

South Coast AQMD staff appreciates GMs support, willingness to coordinate with its partners, and statements toward the recommended approach of PR 2305. Thank you for your interest in the warehouse ISR and your comments.

Response to Comment Letter 70 – OrangeEV – March 16, 2021

Response to Comment 70-1

Thank you for your interest in the warehouse ISR development process and for bringing your comments to our attention.

Response to Comment 70-2

South Coast AQMD Staff agrees that the inclusion of ZE technology in PR 2305's WAIRE Menu is important for meeting the South Coast Air Basin's ozone attainment goals for 2023, 2031, and 2037 as well as California's goals of all ZE by 2045. Currently, the WAIRE Menu includes both NZE and ZE on-road trucks because Class 8 on-road ZE trucks are in demonstration service but are not commercially available today. By allowing NZE technology in part of the WAIRE Menu, NZE can provide at least a 90% reduction in NOx emissions when compared to conventional diesel fueled trucks, and 100% DPM reduction. The reduction of diesel fueled trucks can produce emission reductions in the near term which can improve the public health of the communities surrounding the warehouses, as Class 8 on-road ZE trucks, ZE charging and fueling infrastructure continue to develop and become widespread. NZE yard trucks fueled by renewable fuels have also been added as a compliance option within a Custom WAIRE Plan in order to increase the options that warehouse operators have to comply with the rule.

Response to Comment 70-3

South Coast AQMD Staff agrees that PR 2305 can play an important role in addressing air pollution emissions from warehouses impacting environmental justice communities. PR 2305 has considered the impacts of warehouse operations on local communities, including the AB617 communities. South Coast AQMD Staff has been engaged with the AB617 Community Steering Committees, and has continued to update those committees on the progress of the warehouse ISR. In addition, staff held a community workshop to better explain an overview of the PR 2305 and how it could benefit the local communities.

Response to Comment 70-4

South Coast AQMD Staff recognizes that OrangeEV's ZE yard trucks have been commercially available and in commercial service for several years. The WAIRE Menu only includes ZE yard trucks, however, acquisition and/or usage of NZE yard trucks using renewable fuels may earn WAIRE Points when submitted as a Custom WAIRE Plan. NZE technology provides at least a 90% reduction in NOx emissions and 100% reduction in DPM which can provide immediate emission reductions toward the 2023 and 2031 ozone attainment goals.

Response to Comment 70-5

Thank you for your interest in the warehouse ISR development process and your comments.

Response to Comment Letter 71 – RDS – March 12, 2021

Response to Comment 71-1

Thank you for your interest in the warehouse ISR development process and for bringing your comments to our attention. South Coast AQMD Staff appreciate RDS' feedback on a successful transition to ZE cargo handling equipment including the ZE yard trucks (also called spotters).

Response to Comment 71-2

South Coast AQMD Staff appreciates RDS' initiative converting diesel yard spotters with new electric units as it assists in reducing emissions toward the attainment of the 2023 and 2031 ozone attainment standards.

Response to Comment 71-3

South Coast AQMD Staff appreciates RDS' efforts transitioning to zero emission yard spotters that have resulted in reducing emissions, increasing driver safety, minimizing noise, and reducing in-use vibrations, and are purchasing zero emission yard spotters for the RDS facility in Bloomington. The incorporation of cleaner technology assist in South Coast AQMD's goal for emission reductions and helps in the transition away from high emitting diesel engines.

Response to Comment 71-4

Thank you for your interest in the warehouse ISR and for providing valuable feedback on RDS' transition to ZE technology.

Response to Comment Letter 72 – Exemplis – 03/15/2021

Response to Comment 72-1

Thank you for your interest in the warehouse ISR development process, and for bringing your comments to our attention. South Coast AQMD Staff hope the material emailed to Exemplis was useful in learning more about PR 2305. See the Socioeconomic Impact Assessment and Master Response 6 for a discussion on jobs.

Response to Comment Letter 73 – Lee & Associates Commercial Real Estate Services– March 3, 2021

Response to Comment 73-1

Thank you for your interest in the warehouse ISR development process, and for bringing your comments to our attention. See Master Response 4 for a discussion on the warehousing industry during the COVID-19 pandemic.

Response to Comment 73-2

PR 2305 is a part of the targeted strategy to reduce regional and local NO_x and PM emission reductions to help meet the federal ozone standards for 2023 and 2031 and improve public health. The most recent version of the PR 2305 rule language released April 7, 2021 addresses the commenter's concerns regarding rule implementation dates. The first compliance date requiring the submission of the Warehouse Operations Notification is September 1, 2021, an informational report to be submitted by the warehouse owner requiring basic warehouse information including the square footage information on the warehouse, the tenant(s), lease duration, and contact information. The first compliance period for the largest warehouse operators to earn WAIRE Points begins on January 1, 2022. Warehouses will be phased into PR 2305 based on size over three years and once in, there is a three-year phase-in of the rule stringency. See also Master Response 4.

Response to Comment 73-3

The potential costs stated by the commenter are inaccurate as potential cost ranges are significantly lower. The warehousing industry has in fact experienced significant growth during the COVID-19 pandemic. See Master Responses 1, 5, and Socioeconomic Impact Assessment for a discussion on the potential costs of PR 2305 and economic impacts.

Response to Comment 73-4

See Master Response 2a through 2c for a discussion on feasibility.

Response to Comment 73-5

See Master Response 2d for a discussion of available technology on the WAIRE Menu.

Response to Comment 73-6

See the Socioeconomic Impact Assessment and Master Responses 4 and 5 for discussions on economic uncertainty related to goods movement during the COVID-19 pandemic.

Response to Comment 73-7

See Master Response 6 and the Socioeconomic Impact Assessment for a discussion on the jobs impacts of PR 2305.

Response to Comment 73-8

See Master Response 7 and Response to Comment Letters 39, 40, and 44 for discussion of South Coast AQMD legal authority.

Response to Comment 73-9

Thank you for your interest in the warehouse ISR and your comments. This letter and responses will be available for review by South Coast AQMD Governing Board members.

Response to Comment Letter 74 – KKK Vineyard – March 3, 2021

Response to Comment 74-1

Thank you for your interest in the warehouse ISR development process, and for bringing your comments to our attention. See Master Response 4 for a discussion on the warehousing industry during the COVID-19 pandemic.

Response to Comment 74-2

PR 2305 is a part of the targeted strategy to reduce regional and local NO_x and PM reductions toward meeting the federal ozone standards for 2023 and 2031 and improve public health. The most recent version of the PR 2305 rule language released April 7, 2021 addresses the commenter's concerns regarding rule implementation dates. The first compliance date requiring the submission of the Warehouse Operations Notification is September 1, 2021. This is an informational report to be submitted by the warehouse owner requiring basic warehouse information including the square footage information on the warehouse, the tenant(s), lease duration, and contact information. The first compliance period for the largest warehouse operators to earn WAIRE Points begins on January 1, 2022. Warehouses will be phased into PR 2305 based on size over three years and once in, there is a three-year phase-in of the rule stringency. See also Master Response 4.

Response to Comment 74-3

The potential costs stated by the commenter are inaccurate as potential cost ranges are significantly lower. The commenter did not mention that the growth of the warehousing industry during the COVID-19 pandemic. See Master Responses 1, 5, and Socioeconomic Impact Assessment for a discussion on the potential costs of PR 2305 and economic impacts.

Response to Comment 74-4

See Master Response 2a through 2c for a discussion on feasibility.

Response to Comment 74-5

See Master Response 2d for a discussion of available technology on the WAIRE Menu.

Response to Comment 74-6

See the Socioeconomic Impact Assessment and Master Responses 4 and 5 for discussions on economic uncertainty related to goods movement during the COVID-19 pandemic.

Response to Comment 74-7

See Master Response 6 and the Socioeconomic Impact Assessment for a discussion on the jobs impacts of PR 2305.

Response to Comment 74-8

See Master Response 7 and Response to Comment Letters 39, 40, and 44 for discussion of South Coast AQMD legal authority.

Response to Comment 74-9

Thank you for your interest in the warehouse ISR and your comments. This letter and responses will be available for review by South Coast AQMD Governing Board members.

Response to Comment Letter 75 - Howard Industrial Partners – 3/16/2021

Response to Comment 75-1

Thank you for your interest in the warehouse ISR development process, and for bringing your comments to our attention. See the Socioeconomic Impact Assessment and Master Responses 1, 2a, 3, and 7 for discussions on costs, feasibility, air quality benefits, and legal authority.

Response to Comment 75-2

See the Socioeconomic Impact Assessment and Master Responses 4 and 6 for discussions on the growth of the warehousing industry during the COVID-19 pandemic and jobs.

Response to Comment 75-3

The warehousing industry has grown in the last decades, but so has the disproportionate impacts of air pollution on the disadvantaged communities surrounding the warehouses. See the Socioeconomic Impact Assessment and Master Responses 2a, 4, and 5 for discussions on feasibility and the warehousing industry impacts on the economy.

Response to Comment 75-4

See Master Responses 8 and 9 for discussions on concerns about duplicative regulations and actions needed to clean up the goods supply chain.

Response to Comment 75-5

Thank you for your interest in the warehouse ISR and your comments.

Response to Comment Letter 76 – Bryan Bradford – March 17, 2021

Response to Comment 76-1

Thank you for your interest in the warehouse ISR development process and for bringing your comments to our attention.

Response to Comment 76-2

South Coast AQMD Staff appreciate your comments and sharing a resident's perspective on the warehousing industry. During the development of PR 2305 and PR 316 the costs, jobs, and potential for warehouse relocation were all considered. See the Socioeconomic Impact Assessment and Master Responses 1 and 6 for discussions on the costs, health benefit, and jobs.

Response to Comment 76-3

Thank you for your comments and support of the warehouse ISR.

Response to Comment Letter 77 - Rockefeller Group – 3/17/2021

Response to Comment 77-1

Thank you for your interest in the warehouse ISR development process, and for bringing your comments to our attention. See Master Response 4 for a discussion on the warehousing industry during the COVID-19 pandemic.

Response to Comment 77-2

PR 2305 is a part of the targeted strategy to reduce regional and local NO_x and PM reductions toward meeting the federal ozone standards for 2023 and 2031 and improve public health. The most recent version of the PR 2305 rule language released April 7, 2021 addresses the commenter's concerns regarding rule implementation dates. The first compliance date requiring the submission of the Warehouse Operations Notification is September 1, 2021, an informational report to be submitted by the warehouse owner requiring basic warehouse information including the square footage information on the warehouse, the tenant(s), lease duration, and contact information. The first compliance period for the largest warehouse operators to earn WAIRE Points begins on January 1, 2022. Warehouses will be phased into PR 2305 based on size over three years and once in, there is a three-year phase-in of the rule stringency. See Master Response 4 for a discussion on the warehousing industry's growth during the COVID-19 pandemic.

Response to Comment 77-3

The potential cost stated by the commenter are inaccurate, as the potential cost ranges are significantly lower. The commenter did not mention the growth of the warehousing industry during the COVID-19 pandemic. See Master Responses 1, 5, and Socioeconomic Impact Assessment for a discussion on the potential costs of PR 2305 and economic impacts.

Response to Comment 77-4

See Master Responses 2a through 2c for discussions on feasibility.

Response to Comment 77-5

See Master Response 2d for a discussion of available technology on the WAIRE Menu.

Response to Comment 77-6

See the Socioeconomic Impact Assessment and Master Responses 4 for discussions on the warehousing industry and economic impacts.

Response to Comment 77-7

See Master Responses 4 and 5 for discussions on economic uncertainty related to goods movement during the COVID-19 pandemic.

Response to Comment 77-8

See Master Response 6 and the Socioeconomic Impact Assessment for a discussion on the jobs impacts of PR 2305.

Response to Comment 77-9

See Master Response 7 and Responses to Comment Letters 39, 40, and 44 for discussion of South Coast AQMD legal authority.

Response to Comment 77-10

Thank you for your interest in the warehouse ISR and your comments. This letter and responses will be available for review by South Coast AQMD Governing Board members.

Response to Comment Letter 78 - Pacific Industries – 3/19/2021

Response to Comment 78-1

Thank you for your interest in the warehouse ISR development process, and for bringing your comments to our attention. PR 2305 offers a flexible program that allows warehouse operators to choose to comply with 32 WAIRE Menu options, a Custom WAIRE Plan, or an optional mitigation fee and is not a tax. See Master Response 4 and Response to Comment Letter 39 for discussions on the growth of warehousing industry during the COVID-19 pandemic and the reasons PR 2305 is not a tax.

Response to Comment 78-2

PR 2305 is a part of the targeted strategy to reduce regional and local NO_x and PM emissions to meet the federal ozone standards for 2023 and 2031 and improve public health. The most recent version of the PR 2305 rule language released April 7, 2021 addresses the commenter's concerns regarding rule implementation dates. The first compliance date requiring the submission of the Warehouse Operations Notification is September 1, 2021, an informational report to be submitted by the warehouse owner requiring basic warehouse information including the square footage information on the warehouse, the tenant(s), lease duration, and contact information. The first compliance period for the largest warehouse operators to earn WAIRE Points begins on January 1, 2022. Warehouses will be phased into PR 2305 based on size over three years and once in, there is a three-year phase-in of the rule stringency. See Master Response 4 for a discussion on the warehousing industry's growth during the COVID-19 pandemic.

Response to Comment 78-3

See Master Responses 3 and 7 for discussions on the air quality benefits from reducing emissions from warehouse operations and legal authority.

Response to Comment 78-4

The commenter is incorrect in the statements provided, PR 2305 does not impose a tax and the stated costs are inaccurate. See the Socioeconomic Impact Assessment and Master Responses 1 and 6 for discussions on the costs and jobs and Response to Comment Letter 39 for an explanation of why Rule 2305 is not a tax.

Response to Comment 78-5

See Master Responses 2a, 2b, 2c, and 2d for discussions on feasibility, truck engine standards, warehouse operators that own or operate fleets, and technology availability.

Response to Comment 78-6

See Master Response 4 for a discussion on the growth of warehousing industry which increases the disproportionate burden of air pollution on the disadvantaged communities surrounding the warehouses.

Response to Comment 78-7

See Master Responses 3 and 5 for discussions on the air quality benefit of PR 2305 and the economic uncertainty during the COVID-19 pandemic.

Response to Comment 78-8

See the Socioeconomic Impact Assessment and Master Response 6 for a discussion on jobs.

Response to Comment 78-9

See Master Response 7 for legal authority.

Response to Comment 78-10

Thank you for your interest in the warehouse ISR and your comments. This letter and responses will be available for review by South Coast AQMD Governing Board members.

Response to Comment Letter 79 – Warland – March 19, 2021

Response to Comment 79-1

Thank you for your interest in the warehouse ISR development process and for bringing your comments to our attention.

Response to Comment 79-2

The comment that South Coast AQMD does not have the legal authority to adopt PR 2305 is incorrect. See Master Response to Comments 7 and Response to Comments 44-2. The South Coast AQMD is indeed governed by Health and Safety Code 40400, but not exclusively. The comment ignores the many other statutes that grant authority to South Coast AQMD. Nothing in Section 40440(b)(3) indicates that it is intended to impose a limitation on the South Coast AQMD's indirect source authority.

Response to Comment 79-3

PR 2305 and PR 316 do not impose a tax, and the mitigation fee is not a tax. See Master Response 7 and Response to Comment Letter 39 for discussions on legal authority and the reasons PR 2305 is not a tax.

Response to Comment 79-4

See the Socioeconomic Impact Assessment and Master Response 1 for a discussion on costs.

Response to Comment 79-5

See the Socioeconomic Impact Assessment (SIA) and Master Response 6 for a discussion on jobs and economic impacts. The SIA provides a comprehensive analysis of potential economic impacts of PR 2305, and includes a study of the potential for warehouse relocation in response to PR 2305. The study found that warehouses would not relocate out of the South Coast AQMD region with the costs that are expected from PR 2305.

Response to Comment 79-6

The commenter is incorrect as the PR 2305 offers nearly three dozen flexible options for compliance along with a Custom WAIRE Plan option, an optional mitigation fee, and a combination thereof. Additionally, all of the WAIRE Menu options with the exception of ZE Class 8 on-road trucks are commercially available and have been in commercial service for several years, with ZE Class 8 on-road trucks expected in late 2021 or 2022. See Master Responses 2a and 2d for discussions on feasibility and technology availability. The comment that near-zero emission trucks with a gross vehicle weight rating of greater than 33,001 pounds are not currently commercially available is incorrect. These natural gas-fueled trucks have been available commercially for several years, and the engine manufacturers and truck dealers have stated that there are no limitations on how many of these can be sold today relative to diesel trucks. South Coast AQMD has also funded more than 1,200 of these trucks in the past several years.

The comment states that details about charging infrastructure have not been provided in the Final Staff Report. With about 2,902 warehouse that are expected to earn WAIRE Points, it is not possible to determine how or whether charging infrastructure would be installed at every

individual site. Warehouse operators would need to determine many factors before moving forward with any charging station project, including the size of the charging station that is appropriate for their operations, where on their site is most appropriate, what the requirements are from the local utility and building department, how many plugs are needed, etc. Utility programs are available to assist warehouse operators and owners in developing these site-specific plans.¹⁶³ No warehouse operator is required to install a charging station however, and they may choose another option that makes sense for their operations.

Response to Comment 79-7

PR 2305 is designed to have a multitude of compliance options (implementing any combination of the 32 WAIRE Menu actions, implementing an approved Custom WAIRE Plan, paying the optional mitigation fee, or a combination of all or some of these options) so that warehouse owners and operators have the flexibility to decide what compliance options work best for their specific warehouses. Since there are so many options for compliance and thousands of warehouse operators, the most reasonable approach is to determine the potential bounds of what PR 2305 and PR 316 would impose. Warehouse operators are expected to gravitate towards lower cost options, however if they determine that a higher cost option is the path they choose to pursue (e.g., due to corporate sustainability goals), they are allowed to do so. See also Response to Comment 43-2.

South Coast AQMD Staff used a bounding analysis approach. Cost and emission reductions from rule compliance (the impact of the rule) are based on an analysis of 19 scenarios of rule compliance, designed to show a range of potential compliance outcomes. The scenarios were developed to show potential impacts from scenarios of WAIRE Menu actions including the use of the mitigation fee option. The bounding analysis approach assumed all 2,902 warehouses use one single scenario approach from 2022 through 2031 which present unlikely extreme cases to see the full extent of potential emission and cost impacts. In reality, a hybrid of all scenarios (or other compliance approaches encompassed within the range of scenarios analyzed) is expected to occur. By analyzing the most extreme possible compliance outcomes, the bounding analysis shows the most impact any one compliance option could create; actual rule compliance for each compliance option will be within the impact shown in the bounding analysis (Final Staff Report, pp. 59-61).

Response to Comment 79-8

There are no requirements and no ability for warehouse owners or operators to obtain any credits, or to obtain SIP credit under PR 2305. There is a discussion of potential approaches that South Coast AQMD may take to determine what level of emission reductions can be credited towards the SIP in Appendix D of the Final Staff Report. See also Response to Comment 40-48. Another type of credit discussed in the Final Staff Report are Low Carbon Fuel Standard credits, which is a CARB program that can reduce the cost of electricity for transportation fuels.¹⁶⁴ Warehouse operators who install ZE charging or fueling infrastructure

¹⁶³ Example: <https://crt.sce.com/overview>

¹⁶⁴ Information about CARB's program is available here: <https://ww2.arb.ca.gov/our-work/programs/low-carbon-fuel-standard>

or who use those stations may be able to earn credits and generate revenue from that program. PR 2305 does not limit any activity with respect to the LCFS program.

Response to Comment 79-9

South Coast AQMD Staff has included the WAIRE Program Implementation Guidelines within the Appendix A of the Final Staff Report (pp. 87-110) to help warehouse owners and operators understand how to comply with PR 2305 and PR 316. The metrics for earning WAIRE Points are also clearly outlined in the WAIRE Menu (Table 3 of PR 2305). Warehouse operators may choose from the flexible compliance options of 32 actions and investments offered in the WAIRE Menu, propose a Custom WAIRE Plan, or the optional mitigation fee, however, it is not required that warehouse owners or operators pay the optional mitigation fee for rule compliance. See Master Responses 2 and 10 for discussions on feasibility and the mitigation fee.

Response to Comment 79-10

See the Socioeconomic Impact Assessment and Master Responses 2, 5, 7 and 10 for discussions on feasibility, economic impacts, legal authority, and the mitigation fee. Thank you for your interest in the warehouse ISR and comments.

Response to Comment Letter 80-GRID – 3/18/2021

Response to Comment 80-1

Thank you for your interest in the warehouse ISR development process, and for bringing your comments to our attention.

Response to Comment 80-2

The comment correctly states that installation and usage of solar panel systems at warehouses can earn WAIRE Points and that the use of solar panels reduces the reliance on fossil fuel powerplants (including natural gas fueled powerplants in South Coast AQMD's jurisdiction), which would reduce emissions.

Response to Comment 80-3

South Coast AQMD staff appreciates the workforce support and training provided by the commenter.

Response to Comment 80-4

Thank you for your comments and interest in the warehouse ISR.

Response to Comment Letter 81 – PLG – March 23, 2021

Response to Comment 81-1

Thank you for your interest in the warehouse ISR development process and for bringing your comments to our attention. We also appreciate the opportunity provided for continued discussion after this letter was submitted.

Response to Comment 81-2

See the Socioeconomic Impact Assessment and Master Responses 2a, 2c, and 6 for discussions on feasibility for warehouse operators that do not own or operate truck fleets and jobs. Many warehouses do contract with truck fleets, and others like yourselves may also own and operate trucks. Warehouse operators that do not have the ability to contract with truck fleets have other compliance options available to them.

Response to Comment 81-3

PR 2305 offers flexibility in a warehouse operator being able to choose from a combination of 32 WAIRE Menu options, a Custom WAIRE Plan, an optional mitigation fee which is not a tax, or a combination of all. See the responses to Comment Letter 39 for discussions on why PR 2305 is not a tax. As an example, during subsequent conversation with the commenter there were other potential options identified in the WAIRE Menu that would work for their specific operation that could be used for compliance without any need for paying the optional mitigation fee, such as yard trucks, charging stations, or acquiring NZE trucks themselves in their own fleet.

Response to Comment 81-4

As discussed above in Response to Comment 81-3, the proposed rules do not impose a tax. For an understanding of emissions from warehouses, South Coast AQMD Staff has included an estimated baseline emissions inventory of NO_x and diesel PM in 2019, 2023, and 2031 for the 2,902 warehouses expected to be required to earn WAIRE Points under PR 2305 (Final Staff Report, pp. 47-52). The ~45 tons per day of NO_x in 2019 from warehouses in are almost as large as all stationary sources in South Coast AQMD (which are about 48 tons per day).¹⁶⁵ The South Coast AQMD's jurisdiction is currently classified as being in extreme nonattainment status for the federal NAAQS ozone standards, and serious nonattainment for the federal fine Particulate Matter (PM 2.5) standards (Final Staff Report, p. 7). Additional actions are needed beyond current conditions to reach attainment status. See Figure 1 and Figure 2 of the Final Staff Report for a summary of baseline emission conditions and control strategies for reaching attainment. See Master Response 9 for a discussion on the actions needed to clean up California's goods supply chain.

Response to Comment 81-5

While the maximum cost that warehouse operators would be expected to incur is about \$0.83/sq. ft./yr, or approximately \$670 million per year, 13 out of 19 scenarios analyzed had costs of \$0.23/sf/yr or less. This is expected to result in <1% of an operator's total operating

¹⁶⁵ <http://www.aqmd.gov/docs/default-source/clean-air-plans/air-quality-management-plans/2016-air-quality-management-plan/final-2016-aqmp/appendix-iii.pdf>

cost, and would be less than the normal increases that the warehouse industry faces every year just from increasing rents. See the Socioeconomic Impact Assessment and Master Response 1, 4, and 5 for discussions on the costs, the growth of the warehousing industry, and economic impacts during the COVID-19 pandemic.

Response to Comment 81-6

See the Socioeconomic Impact Assessment and Master Response 6 for a discussion on jobs.

Response to Comment 81-7

See the Socioeconomic Impact Assessment and Master Responses 4 and 6 for discussions on the growth of the warehousing industry during the COVID-19 pandemic and jobs. As stated in previous responses, PR 2305 offers flexibility by offering 32 WAIRE Menu options, a Custom WAIRE Plan, or an optional mitigation fee which is therefore not a tax as described in the responses to Comment Letter 39.

Response to Comment 81-8

See Master Responses 2a and 2d for discussions on feasibility for warehouse operators that do not control fleets and technology availability. In addition, there is no penalty for warehouse operators who have already installed solar or EV charging improvements. PR 2305 is structured so that warehouse operators can earn WAIRE Points for the use of that previously installed equipment.

Response to Comment 81-9

Thank you for your comments and interest in the warehouse ISR.

Response to Comment Letter –82-Dart – 3/24/2021

Response to Comment 82-1

Thank you for your interest in the warehouse ISR development process, and for bringing your comments to our attention

Response to Comment 82-2

See Master Response 3, 7 and 8 for discussions on air quality benefit, legal authority, and concerns on duplicative effort.

Response to Comment 82-3

See the Socioeconomic Impact Assessment and Master Responses 1, 3, 4, and 7 for discussions on costs, air quality benefit, the growth of warehousing industry, and legal authority. Additionally, see responses to Comment Letter 39 for discussions on why PR 2305 does not constitute a tax. In addition, a sunset date has been added to PR 2305 after this comment was provided. The options to comply with PR 2305 are not arbitrary, as each compliance option addresses emissions associated with warehouses. The flexible approach built into PR 2305 (including a menu with 32 options, a custom plan approach, and a mitigation fee) addresses the concerns raised by industry stakeholders during the rulemaking process. PR 2305 does not impose any taxes (see Response to Comment Letter 39), nor does it regulate the trucking industry as PR 2305 is applicable to warehouse operators. Potential economic impacts of PR 2305 are described in the Socioeconomic Impact Assessment, including the monetized public health benefits that are estimated to be about three times higher than the compliance costs for the rule for most scenarios analyzed.

Response to Comment 82-4

Thank you for your comments and interest in the warehouse ISR. The comment letter and response will be available for review by South Coast AQMD Board Members.

Response to Comment Letter –83_ Operon Group – 3/17/2021

Response to Comment 83-1

Thank you for your interest in the warehouse ISR development process, and for bringing your comments to our attention. See Master Response 4 for a discussion on the growth of warehousing industry during the COVID-19 pandemic.

Response to Comment 83-2

PR 2305 is a part of the targeted strategy to reduce regional and local NO_x and PM emissions to meet the federal ozone standards for 2023 and 2031 and improve public health. The most recent version of the PR 2305 rule language released April 7, 2021 addresses the commenter's concerns regarding rule implementation dates. The first compliance date requiring the submission of the Warehouse Operations Notification is September 1, 2021, an informational report to be submitted by the warehouse owner requiring basic warehouse information including the square footage information on the warehouse, the tenant(s), lease duration, and contact information. The first compliance period for the largest warehouse operators to earn WAIRE Points begins on January 1, 2022. Warehouses will be phased into PR 2305 based on size over three years and once in, there is a three-year phase-in of the rule stringency. See Master Response 4 for a discussion on the warehousing industry's growth during the COVID-19 pandemic.

Response to Comment 83-3

The potential costs stated by the commenter are inaccurate, as the potential cost ranges are significantly lower. The commenter did not mention the growth of the warehousing industry during the COVID-19 pandemic. See Master Responses 1, 5, and Socioeconomic Impact Assessment for a discussion on the potential costs of PR 2305 and economic impacts.

Response to Comment 83-4

See Master Responses 2a through 2c for discussions on feasibility.

Response to Comment 83-5

See Master Response 2d for a discussion of available technology on the WAIRE Menu.

Response to Comment 83-6

See the Socioeconomic Impact Assessment and Master Responses 4 for discussions on the warehousing industry and economic impacts.

Response to Comment 83-7

See Master Responses 4, 5, 6, and the Socioeconomic Impact Assessment for discussions on jobs and economic uncertainty related to goods movement during the COVID-19 pandemic.

Response to Comment 83-8

See Master Response 6 and the Socioeconomic Impact Assessment for a discussion on the jobs impacts of PR 2305.

Response to Comment 83-9

See Master Response 7 and Responses to Comment Letters 39, 40, and 44 for discussion of South Coast AQMD legal authority.

Response to Comment 83-10

Thank you for your interest in the warehouse ISR and your comments. This letter and responses will be available for review by South Coast AQMD Governing Board members.

Response to Comment Letter 84 – Tech Data – March 29, 2021

Response to Comment 84-1

Thank you for your interest in the warehouse ISR development process, and for bringing your comments to our attention. See Master Response 4 for a discussion on the growth of warehousing industry during the COVID-19 pandemic.

Response to Comment 84-2

PR 2305 is a part of the targeted strategy to reduce regional and local NO_x and PM emissions to meet the federal ozone standards for 2023 and 2031 and improve public health. The most recent version of the PR 2305 rule language released April 7, 2021 addresses the commenter's concerns regarding rule implementation dates. The first compliance date requiring the submission of the Warehouse Operations Notification is September 1, 2021, an informational report to be submitted by the warehouse owner requiring basic warehouse information including the square footage information on the warehouse, the tenant(s), lease duration, and contact information. The first compliance period for the largest warehouse operators to earn WAIRE Points begins on January 1, 2022. Warehouses will be phased into PR 2305 based on size over three years and once in, there is a three-year phase-in of the rule stringency. See Master Response 4 for a discussion on the warehousing industry's growth during the COVID-19 pandemic.

Response to Comment 84-3

The potential costs stated by the commenter are inaccurate, as the potential cost ranges are significantly lower. The commenter did not mention the growth of the warehousing industry during the COVID-19 pandemic. See Master Responses 1, 5, and Socioeconomic Impact Assessment for a discussion on the potential costs of PR 2305 and economic impacts.

Response to Comment 84-4

See Master Responses 2a through 2c for discussions on feasibility.

Response to Comment 84-5

See Master Response 2d for a discussion of available technology on the WAIRE Menu.

Response to Comment 84-6

See the Socioeconomic Impact Assessment and Master Responses 4 and 5 for discussions on the warehousing industry and economic impacts.

Response to Comment 84-7

See Master Responses 4, 5, 6, and the Socioeconomic Impact Assessment for discussions on jobs and economic uncertainty related to goods movement during the COVID-19 pandemic.

Response to Comment 84-8

See Master Response 7 and Responses to Comment Letters 39, 40, and 44 for discussion of South Coast AQMD legal authority.

Response to Comment 84-9

Thank you for your interest in the warehouse ISR and your comments. This letter and responses will be available for review by South Coast AQMD Governing Board members.

Response to Comment Letter 85 - BOMA – 3/8/2021

Response to Comment 85-1

Thank you for your interest in the warehouse ISR development process, and for bringing your comments to our attention.

Response to Comment 85-2

See Master Response 3 and 4 for discussions on air quality benefits and the growth of warehousing industry during the COVID-19 pandemic.

Response to Comment 85-3

PR 2305 is a part of the targeted strategy to reduce regional and local NO_x and PM emissions to meet the federal ozone standards for 2023 and 2031 and improve public health. The most recent version of the PR 2305 rule language released April 7, 2021 addresses the commenter's concerns regarding rule implementation dates. The first compliance date requiring the submission of the Warehouse Operations Notification is September 1, 2021, an informational report to be submitted by the warehouse owner requiring basic warehouse information including the square footage information on the warehouse, the tenant(s), lease duration, and contact information. The first compliance period for the largest warehouse operators to earn WAIRE Points begins on January 1, 2022. Warehouses will be phased into PR 2305 based on size over three years and once in, there is a three-year phase-in of the rule stringency. See Master Response 4 for a discussion on the warehousing industry's growth during the COVID-19 pandemic.

Response to Comment 85-4

The potential costs stated by the commenter are inaccurate, as the potential cost ranges are significantly lower. The commenter did not mention the growth of the warehousing industry during the COVID-19 pandemic. See Master Responses 1, 5, and Socioeconomic Impact Assessment for a discussion on the potential costs of PR 2305 and economic impacts.

Response to Comment 85-5

See Master Responses 2a through 2c for discussions on feasibility.

Response to Comment 85-6

See Master Response 2d for a discussion of available technology on the WAIRE Menu.

Response to Comment 85-7

See the Socioeconomic Impact Assessment and Master Responses 4 for discussions on the warehousing industry and economic impacts.

Response to Comment 85-8

See Master Responses 4, 5, 6, and the Socioeconomic Impact Assessment for discussions on jobs and economic uncertainty related to goods movement during the COVID-19 pandemic.

Response to Comment 85-9

See Master Responses 4, 5, 6, and the Socioeconomic Impact Assessment for discussions on jobs and economic uncertainty related to goods movement during the COVID-19 pandemic.

Response to Comment 85-10

The opinion expressed by the commenter about increasing costs tied to increasing numbers of installations is contrary to how the market has behaved in the past, and is expected to continue to behave in the future. As an example, there have been many technology advancements in recent years in solar panels that have made them lighter, more efficient, and more flexible which allows for them to be installed in more applications that have led to a decrease in overall installation costs. According to a report released by the National Renewable Energy Laboratory, the reduction in installation cost in solar panels and improvements in operation, system design and technology have resulted in significant cost reduction in the sector, all while solar installations have increased.¹⁶⁶ Regardless, the potential economic impacts of PR 2305 and PR 316 have been evaluated in the Socioeconomic Impact Assessment and in the Final Staff Report.

The WAIRE Menu offer different options of compliance to offer flexibility to warehouse operators that best suits their business needs. To comply with PR 2305, warehouse operators can choose to implement up to 32 different WAIRE menu actions, a Custom WAIRE Plan, pay the optional mitigation fee, or a combination of the three. Currently, only about 214 of the potential 3,320 warehouses subject to PR 2305 have existing solar panels installed. See Master Response 2a and 2c for discussions on other flexibility options of PR 2305.

Response to Comment 85-11

See Master Response 7 and Responses to Comment Letters 39, 40, and 44 for discussion of South Coast AQMD legal authority.

Response to Comment 85-12

Thank you for your interest in the warehouse ISR and your comments. This letter and responses will be available for review by South Coast AQMD Governing Board members.

¹⁶⁶ <https://www.nrel.gov/docs/fy19osti/72399.pdf>

Response to Comment Letter 86 - Cypress – 4/2/2021

Response to Comment 86-1

Thank you for your interest in the warehouse ISR development process, and for bringing your comments to our attention. The public hearing was postponed and will now take place on May 7, 2021.

Response to Comment 86-2

South Coast AQMD Staff understand the City of Cypress' concern over impacts to the warehousing industry. South Coast AQMD continues to have the worst ozone in the country, and we must meet federal ozone attainment standards by 2023 and 2031 or the region could be subject to substantial sanctions. Additionally, this poor air quality causes serious health issues, especially in the communities surrounding warehouses that are heavily impacted by the disproportionate burden of air pollution due to warehouse operations. PR 2305 offers a flexible menu-based points system that offers 32 WAIRE Menu options utilizing cleaner technology, a Custom WAIRE Plan, or an optional mitigation fee. See the Socioeconomic Impact Assessment (SIA) and Master Responses 1, 2a, 2c, 3, 5, and 10 for discussions on costs, feasibility, air quality benefits, economic impacts, and the mitigation fee. The analysis in the SIA found that the public health benefits from PR 2305 are about three times higher than the compliance costs for most scenarios modeled.

Response to Comment 86-3

The potential economic impacts of PR 2305 have been evaluated in the Socioeconomic Impact Assessment. In addition, South Coast AQMD commissioned a study to evaluate if warehouses would relocate with PR 2305, and had the study go through third party peer review. The study determined that no warehouses would relocate with the anticipated compliance costs from PR 2305 and PR 316.

Response to Comment 86-4

Thank you for your interest in the warehouse ISR and your comments.

Response to Comment Letter 87 – XO Vision – April 8, 2021

Response to Comment 87-1

We believe that the commenter is incorrect, PR 2305 is not a tax, and is certainly not a property tax. PR 2305 offers flexibility by offering warehouse operators 32 options on the WAIRE Menu, the ability to implement a Custom WAIRE Plan specific to their operations, or pay an optional mitigation fee in lieu of completing the other actions. See the Socioeconomic Impact Assessment and Master Responses 1, 5, and 7 for discussions on costs, economic impact and legal authority. Additionally, see the responses to Comment Letter 39 for discussions on why PR 2305 is not a tax.

Response to Comment 87-2

See the Socioeconomic Impact Assessment and Master Responses 1, 3, 4, 5, and 6 for discussions on costs, air quality benefits, the growth of the warehousing industry, economic impacts, and jobs.

Response to Comment 87-3

See Master Response 7 and Responses to Comment Letters 39, 40, and 44 for discussion of South Coast AQMD legal authority.

Response to Comment 87-4

In the most recent revision to PR 2305 released on April 7, 2021 a sunset provision was added to the rule language. PR 2305 will begin to sunset upon U.S. EPA finding that all air basins within South Coast AQMD have attained the 2015 National Ambient Air Quality Standard (NAAQS) for ozone (i.e., 70 parts per billion), and when California Air Resources Board (CARB) has determined that South Coast AQMD has met the state ozone standard (also 70 parts per billion).

Response to Comment 87-5

See Master Response 3 for a discussion on air quality benefits and the strategy to meet air quality standards. The Final Staff Report provides details on the methodology used to develop the WAIRE Menu based on costs and emission reductions. Appendix A of the Final Staff Report includes the WAIRE Program Implementation Guidelines which provides guidance for warehouse operators to comply with PR 2305.

Response to Comment 87-6

See Master Response 3 for a discussion on the air quality benefits and the strategies to meet attainment of state and federal air quality standards.

Response to Comment 87-7

As stated in previous responses PR 2305 is not a tax as it offers flexibility in 32 WAIRE Menu options, a Custom WAIRE Plan, or an optional mitigation fee. See the Socioeconomic Impact Assessment and Master Responses 1 and 10 for discussions on costs and the mitigation fee. Additionally, see the responses to Comment Letter 39 for discussions on why PR 2305 is not a tax.

Response to Comment 87-8

See the Socioeconomic Impact Assessment and Master Responses 4 and 5 for discussions on the growth of the warehousing industry during the COVID-19 pandemic and economic impacts. Thank you for your comments and your interest in the warehouse ISR.

Response to Comment Letter 88 – Zippyshell – April 9, 2021

Response to Comment 88-1

We believe that the commenter is incorrect, PR 2305 is not a tax. PR 2305 offers flexibility by offering warehouse operators 32 options on the WAIRE Menu, the ability to implement a Custom WAIRE Plan specific to their operations, or pay an optional mitigation fee in lieu of completing the other actions. See the Socioeconomic Impact Assessment and Master Responses 1, 5, and 7 for discussions on costs, economic impact and legal authority. Additionally, see the responses to Comment Letter 39 for discussions on why PR 2305 is not a tax.

Response to Comment 88-2

See the Socioeconomic Impact Assessment and Master Responses 1, 3, 4, 5, and 6 for discussions on costs, air quality benefits, the growth of the warehousing industry, economic impacts, and jobs.

Response to Comment 88-3

In the most recent revision to PR 2305 released on April 7, 2021 a sunset provision was added to the rule language. PR 2305 will begin to sunset upon U.S. EPA finding that all air basins within South Coast AQMD have attained the 2015 National Ambient Air Quality Standard (NAAQS) for ozone (i.e., 70 parts per billion), and when California Air Resources Board (CARB) has determined that South Coast AQMD has met the state ozone standard (also 70 parts per billion). As stated in previous responses PR 2305 is not a tax as it offers flexibility in 32 WAIRE Menu options, a Custom WAIRE Plan, or an optional mitigation fee. See the Socioeconomic Impact Assessment, Master Response 1, 3, 7, 10, and responses to Comment Letters 40, and 44 for discussions on costs, air quality strategy, the mitigation fee, and legal authority. Additionally, see the responses to Comment Letter 39 for discussions on why PR 2305 is not a tax.

Response to Comment 88-4

See the Socioeconomic Impact Assessment and Master Responses 4 and 5 for discussions on the growth of the warehousing industry during the COVID-19 pandemic and economic impacts. Thank you for your comments and your interest in the warehouse ISR.

Response to Comment Letter 89 - Bob Khalsa - 4/7/2021

Response to Comment 89-1

Thank you for your interest in the warehouse ISR development process, and for bringing your comments to our attention.

Response to Comment 89-2

PR 2305 is a part of the targeted strategy to reduce regional and local NO_x and PM toward meeting the federal ozone standards for 2023 and 2031 and improve public health. See Master Response 3 and 4 for a discussion on the NO_x emission reduction strategy, air quality benefits, and the growth of the warehousing industry during the COVID-19 pandemic.

Response to Comment 89-3

See Master Responses 1, 5, and Socioeconomic Impact Assessment for a discussion on the potential costs of PR 2305 and economic impacts.

Response to Comment 89-4

See Master Responses 2a, 2c, and 2d for discussions on feasibility and technology availability.

Response to Comment 89-5

See the Socioeconomic Impact Assessment and Master Responses 4 for discussions on the warehousing industry and economic impacts.

Response to Comment 89-6

See Master Response 6, and the Socioeconomic Impact Assessment for a discussion on jobs.

Response to Comment 89-7

PR 2305 is not a tax. See responses to Comment Letter 39 for discussions on why PR 2305 is not a tax.

Response to Comment 89-8

See Master Responses 1,3 and the Socioeconomic Impact Assessment for discussions on the NO_x strategy, air quality benefits, and costs. The monetized public health benefits of the rule are expected to be about three times the compliance costs of the rule for most scenarios that were analyzed.

Response to Comment Letter 90 – Silver Spur – April 9, 2021

Response to Comment 90-1

We believe that the commenter is incorrect, PR 2305 is not a tax. PR 2305 offers flexibility by offering warehouse operators 32 options on the WAIRE Menu, the ability to implement a Custom WAIRE Plan specific to their operations, or pay an optional mitigation fee in lieu of completing the other actions. See the Socioeconomic Impact Assessment and Master Responses 1, 5, and 7 for discussions on costs, economic impact and legal authority. Additionally, see the responses to Comment Letter 39 for discussions on why PR 2305 is not a tax.

Response to Comment 90-2

See the Socioeconomic Impact Assessment and Master Responses 1, 3, 4, 5, and 6 for discussions on costs, air quality benefits, the growth of the warehousing industry, economic impacts and jobs.

Response to Comment 90-3

See Master Response 7 and Responses to Comment Letters 39, 40, and 44 for discussion of South Coast AQMD legal authority.

Response to Comment 90-4

In the most recent revision to PR 2305 released on April 7, 2021 a sunset provision was added to the rule language. PR 2305 will begin to sunset upon U.S. EPA finding that all air basins within South Coast AQMD have attained the 2015 National Ambient Air Quality Standard (NAAQS) for ozone (i.e., 70 parts per billion), and when California Air Resources Board (CARB) has determined that South Coast AQMD has met the state ozone standard (also 70 parts per billion).

Response to Comment 90-5

See Master Response 3 for a discussion on air quality benefits and the strategy to meet air quality standards. The Final Staff Report provides details on the methodology used to develop the WAIRE Menu based on costs and emission reductions. Appendix A of the Final Staff Report is the WAIRE Program Implementation Guidelines which provides guidance for warehouse operators to comply with PR 2305. The options to comply with PR 2305 are not arbitrary, as each compliance option addresses emissions associated with warehouses. Flexibility has been added to PR 2305 to address the concerns raised by industry stakeholders during the rulemaking process, however there are no credit provisions within the rule.

Response to Comment 90-6

See Master Response 3 for a discussion on the air quality benefits and the strategies to meet attainment of state and federal air quality standards.

Response to Comment 90-7

As stated in previous responses PR 2305 is not a tax as it offers flexibility in 32 WAIRE Menu options, a Custom WAIRE Plan, or an optional mitigation fee. See the Socioeconomic Impact Assessment and Master Responses 1 and 10 for discussions on costs and the mitigation fee.

Additionally, see the responses to Comment Letter 39 for discussions on why PR 2305 is not a tax.

Response to Comment 90-8

See the Socioeconomic Impact Assessment and Master Responses 4 and 5 for discussions on the growth of the warehousing industry during the COVID-19 pandemic and economic impacts. Thank you for your comments and your interest in the warehouse ISR.

Response to Comment Letter 91 - Three Way Logistics - 4/9/2021

Response to Comment 91-1

We believe that the commenter is incorrect, PR 2305 is not a tax. PR 2305 offers flexibility by offering warehouse operators 32 options on the WAIRE Menu, the ability to implement a Custom WAIRE Plan specific to their operations, or pay an optional mitigation fee in lieu of completing the other actions. See the Socioeconomic Impact Assessment and Master Responses 1, 5, and 7 for discussions on costs, economic impact and legal authority. Additionally, see the responses to Comment Letter 39 for discussions on why PR 2305 is not a tax.

Response to Comment 91-2

See the Socioeconomic Impact Assessment and Master Responses 1, 3, 4, 5, and 6 for discussions on costs, air quality benefits, the growth of the warehousing industry, economic impacts, and jobs.

Response to Comment 91-3

In the most recent revision to PR 2305 released on April 7, 2021 a sunset provision was added to the rule language. PR 2305 will begin to sunset upon U.S. EPA finding that all air basins within South Coast AQMD have attained the 2015 National Ambient Air Quality Standard (NAAQS) for ozone (i.e., 70 parts per billion), and when California Air Resources Board (CARB) has determined that South Coast AQMD has met the state ozone standard (also 70 parts per billion). As stated in previous responses PR 2305 is not a tax as it offers flexibility in 32 WAIRE Menu options, a Custom WAIRE Plan, or an optional mitigation fee. See the Socioeconomic Impact Assessment, Master Response 1, 3, 7, 10, and responses to Comment Letters 40, and 44 for discussions on costs, air quality strategy, the mitigation fee, and legal authority. Additionally, see the responses to Comment Letter 39 for discussions on why PR 2305 is not a tax.

Response to Comment 91-4

See the Socioeconomic Impact Assessment and Master Responses 4 and 5 for discussions on the growth of the warehousing industry during the COVID-19 pandemic and economic impacts. Thank you for your comments and your interest in the warehouse ISR.

Response to Comment Letter 92 – SVF Flow Controls – April 9, 2021

Response to Comment 92-1

We believe that the commenter is incorrect, PR 2305 is not a tax. PR 2305 offers flexibility by offering warehouse operators 32 options on the WAIRE Menu, the ability to implement a Custom WAIRE Plan specific to their operations, or pay an optional mitigation fee in lieu of completing the other actions. See the Socioeconomic Impact Assessment and Master Responses 1, 5, and 7 for discussions on costs, economic impact and legal authority. Additionally, see the responses to Comment Letter 39 for discussions on why PR 2305 is not a tax.

Response to Comment 92-2

See the Socioeconomic Impact Assessment and Master Responses 1, 3, 4, 5, and 6 for discussions on costs, air quality benefits, the growth of the warehousing industry, economic impacts, and jobs.

Response to Comment 92-3

See Master Response 7 and Responses to Comment Letters 39, 40, and 44 for discussion of South Coast AQMD legal authority.

Response to Comment 92-4

In the most recent revision to PR 2305 released on April 7, 2021 a sunset provision was added to the rule language. PR 2305 will begin to sunset upon U.S. EPA finding that all air basins within South Coast AQMD have attained the 2015 National Ambient Air Quality Standard (NAAQS) for ozone (i.e., 70 parts per billion), and when California Air Resources Board (CARB) has determined that South Coast AQMD has met the state ozone standard (also 70 parts per billion).

Response to Comment 92-5

See Master Response 3 for a discussion on air quality benefits and the strategy to meet air quality standards. The Final Staff Report provides details on the methodology used to develop the WAIRE Menu based on costs and emission reductions. Appendix A of the Final Staff Report is the WAIRE Program Implementation Guidelines which provides guidance for warehouse operators to comply with PR 2305. The options to comply with PR 2305 are not arbitrary, as each compliance option addresses emissions associated with warehouses. Flexibility has been added to PR 2305 to address the concerns raised by industry stakeholders during the rulemaking process, however there are no credit provisions within the rule.

Response to Comment 92-6

See Master Response 3 for a discussion on the air quality benefits and the strategies to meet attainment of state and federal air quality standards.

Response to Comment 92-7

As stated in previous responses PR 2305 is not a tax as it offers flexibility in 32 WAIRE Menu options, a Custom WAIRE Plan, or an optional mitigation fee. See the Socioeconomic Impact Assessment and Master Responses 1 and 10 for discussions on costs and the mitigation fee.

Additionally, see the responses to Comment Letter 39 for discussions on why PR 2305 is not a tax.

Response to Comment 92-8

See the Socioeconomic Impact Assessment and Master Responses 4 and 5 for discussions on the growth of the warehousing industry during the COVID-19 pandemic and economic impacts. Thank you for your comments and your interest in the warehouse ISR.

Response to Comment Letter –93_WestRock - 4/14/2021

Response to Comment 93-1

Thank you for your participation in the warehouse ISR development process, and bringing your comments to our attention. See Master Responses 1, 4, and the Socioeconomic Impact Assessment for discussions on costs and the growth of the warehousing industry in the last several years. Based on the information in this comment and in information available online and in our records, it is not clear if the commenter is mistaken about the cost of the rule, or if the commenter's warehouses have much higher truck trip rates than average. If the commenter's warehouses had average truck trip rates, the highest cost they would potentially face if they only pay the mitigation fee would be about \$715,000 spread across all three warehouses. Because of the phase in of PR 2305, they would pay less in earlier years, for an average of about \$625,000 over ten years. This very conservative scenario assumes that the warehouse operator would never try to earn WAIRE Points from the trucks incentivized from the WAIRE Mitigation Program. Most of the compliance scenarios analyzed for PR 2305 would cost less than one third of the mitigation fee costs mentioned above.

Response to Comment 93-2

South Coast AQMD staff agrees that the warehouse industry is an essential part of the goods movement system especially during the response to the COVID-19 pandemic. The ongoing COVID-19 pandemic has increased the demand for goods movements in our basin resulting in record activity at the San Pedro Bay Ports and continued low vacancy rates of 4% for warehouses even as lease rates increase annually. The increasing warehouse activity also increases public health risks in disproportionately impacted communities surrounding warehouses. PR 2305 will help address these emission impacts and address the public health issues in the disadvantaged communities. See the Master Responses 4, 5, 6, and the Socioeconomic Impact Assessment for discussions on the growth of the warehousing industry during the COVID-19 pandemic, economic impacts, and jobs.

Response to Comment 93-3

See Master Responses 2a, 2c, and 3 for discussions on feasibility of complying with PR 2305 for warehouse operators that do not own or operate fleets, emission reduction strategy, and air quality benefits. In addition, the commenter may have additional flexibility as they apparently contract directly with several trucking companies. Other warehouse operators have been able to take advantage of these direct relationships to ensure that the trucking companies they hire use at least some lower emission trucks.

Response to Comment 93-4

Thank you for your comments and interest in the warehouse ISR.

Response to Comment Letter 94 – CHBC – April 15, 2021

Response to Comment 94-1

Thank you for your participation in the rule development process and your support of PR 2305. South Coast AQMD staff's recommended stringency is 0.0025 WAIRE Points per WATT phased in over three-years. The recommended stringency was determined considering the analysis of 19 WAIRE Menu based scenarios that looked at emission reductions and costs, the potential for limited availability of WAIRE Menu options at higher stringencies, the warehouse relocation study commissioned by South Coast AQMD, and the ports' study on the Clean Truck Rate program. The stringency factor of 0.0025 WAIRE Points per WATT is expected to result in significant emission reductions and no warehouse relocations. The emission reductions from PR 2305 would help address the disproportionate burden of air pollution in the communities neighboring warehouses and reduce their exposure to emissions. See also Response to Comment 40-42.

Response to Comment 94-2

South Coast AQMD staff understands the health impact of air pollution on communities near warehouses is an important consideration. PR 2305 is designed to reduce regional and local emissions of NO_x and PM associated with warehouses in order to assist in meeting state and federal air quality standards and improve public health especially in the local communities surrounding warehouses.

Response to Comment 94-3

South Coast AQMD staff agrees that the implementation of PR 2305 will result in the creation of new jobs to support transportation electrification, such as in the installation of ZE charging infrastructure. Please refer to Master Response 6 for a discussion of warehousing employment as related to PR 2305 and PR 316, and the Socioeconomic Impact Assessment that further analyzes the economic impacts.

Response to Comment 94-4

It is true that the installation of air filter systems or the replacement of air filters will not result in any emission reductions (Final Staff Report, pp. 61-63). However, this measure is an important community benefit that can reduce exposure to particulate matter, including toxic diesel particulate matter, which can improve public health outcomes. Because this action does not reduce emissions, it does not receive the same number of WAIRE Points as other actions, which results in this item being more expensive than most other WAIRE Menu items (Table 20 of the Final Staff Report). While this action is not anticipated to be widely used, it may make sense to some operators in particular circumstances with schools, daycares, or other similar land uses nearby. There are an estimated 1,039 daycares and public and private schools located within about 0.5 miles of the 2,902 warehouses that are expected to earn WAIRE Points. By keeping filters in the WAIRE Menu, it provides additional flexibility to warehouse operators, and provides a public health benefit to people affected by pollution associated with warehouses.Response to Comment 94-5

PR 2305 is intended to be submitted to U.S. EPA for inclusion into the SIP. The concern about SIP credit does not consider the full range of options normally available to fold emission

reductions into the SIP inventory. These options are discussed in Appendix D of the Final Staff Report. As an example, the indirect source rule adopted by San Joaquin Valley Air District was approved into the SIP by EPA, but the approval did not include any ‘SIP credit’ for emission reductions. However, the emission reductions achieved by their rule are included as part of normal updates to the mobile source emissions inventory in regular updates by CARB. This includes regular updates to the EMFAC model for on-road vehicles, and various updates to off-road inventories as necessary. This proven example is expected to be the primary process by which SIP creditable emissions reductions would be accounted for with PR 2305 as well. Other prospective SIP creditable emission reductions methods may be possible too with the WAIRE Mitigation Program once funds are received and the program has been established.

Staff will report back to the Mobile Source Committee of the Board every year with updates on the options that warehouses are taking to implement PR 2305, if approved. This reporting will include specifics on the kinds of options chosen to earn WAIRE Points, including filtration systems. In addition, staff anticipates returning to the Board every five years with a technology review of the WAIRE Program, and will make recommendations for updates to the WAIRE Menu at that time, which will include an evaluation of the state of technology and the actions that warehouse operators are implementing to earn WAIRE Points.

Response to Comment 94-6

See Response to Comment 94-4. Staff is planning to continue recommending the inclusion of filters in the WAIRE Menu. Other funding programs are uncertain, and may not cover the broader categories of land uses that PR 2305 allows (e.g., residences).

Response to Comment 94-7

The WAIRE Menu includes the installation of a hydrogen fueling station and the use of a hydrogen fueling station as options to earn WAIRE Points. Onsite hydrogen generation was not included in the WAIRE Menu as it is dependent on many site-specific equipment design variables. Though onsite hydrogen generation is not included in the WAIRE Menu, a warehouse operator can propose it as a Custom WAIRE Plan application if it meets all the requirements for a Custom WAIRE Plan listed in PR 2305 (see PR 2305, Section (d)(4)). Staff is open to working with the commenter or other stakeholders to develop a streamlined approach to include in the WAIRE Implementation Guidelines for some Custom WAIRE Plan approaches (such as hydrogen production) if it appears that a broadly applicable default approach can be developed.

Response to Comment 94-8

South Coast AQMD staff appreciates your acknowledgement.

Response to Comment 94-9

Thank you for your interest in the warehouse ISR development process and your comments.

Response to Comment Letter – 95_NAIOP - 4/14/2021

Response to Comment 95-1

Thank you for your participation in the warehouse ISR development process, South Coast AQMD Staff appreciates the time and effort taken to provide your comments on the warehouse ISR. Legal responses to the CTA/Holland & Knight and CalTax comment letters were posted on the South Coast AQMD website on 4/16/2021, one day after receiving this comment letter.

Response to Comment 95-2

The Response to Comments listed in Appendix E of the Final Staff Report provided Response to Comments 1-30, all subsequent comment letters have been posted on the South Coast AQMD website on a rolling basis as they are submitted and compiled by staff. Legal memos responding to letters from CalTax and CTA were posted on our website on April 16, 2021.

Response to Comment 95-3

South Coast AQMD Staff recognize the importance of providing detailed analysis of PR 2035 to the public and Governing Board, and has engaged in an extensive public process to ensure that information is shared, and opportunities for feedback have been provided.

Response to Comment 95-4

The Response to Comments for letters 31 and beyond are being made available for review with the release of this Board package. Thank you for your interest in the warehouse ISR development process and for bringing your comments to our attention.

Response to Comment Letter 96 – EarthJustice – April 16, 2021

Response to Comment 96-1

Thank you for your participation in the rule development process and your comments in support of a warehouse ISR. The commenter mentions that South Coast AQMD is required to adopt indirect source rules that address “high-level, localized concentrations of pollutants”, and PR 2305 is designed to achieve this, along with the primary goal of reducing regional pollutants to assist in meeting federal and state air quality standards. Trucks that travel to warehouses emit a variety of pollutants, including NO_x and Particulate Matter (PM). As part of AB 617 efforts, various monitoring campaigns have been conducted to determine how pollutants are spread throughout each AB 617 community, in particular by using mobile monitors (monitoring equipment in a vehicle that collects ambient air quality data while the vehicle is driving). The results from these studies have consistently found that pollutants like NO₂ (a component of NO_x), and black carbon and ultrafine particulates (both components of PM, and markers for Diesel PM) all are found at some of their highest levels near areas of higher truck activity (e.g., freeways), with lower levels found farther away from areas where trucks travel.¹⁶⁷ These findings are consistent with voluminous research that has found high levels of pollutants in the near roadway environment, especially roads carrying diesel trucks.¹⁶⁸

Response to Comment 96-2

The comment accurately states what the Socioeconomic Impact Assessment determined.

Response to Comment 96-3

The COVID-19 pandemic has resulted in negative impacts on public health while the reliance upon goods movement has resulting in increased activity for the goods movement industry. Please refer to Master Responses 4 and 5 for a discussion on impact of the COVID-19 pandemic on the volume of goods and the economy. Additionally, there is a Socioeconomic Impact Assessment for PR 2305 and PR 316 that further analyzes the economic impacts on the goods movement industry.

Response to Comment 96-4

South Coast AQMD Staff understands the importance of prioritizing ZE technology. Currently, the WAIRE Menu includes both NZE and ZE on-road trucks because Class 8 on-road ZE trucks are in demonstration service but are not yet commercially available. By allowing NZE technology in as part of the WAIRE Menu, NZE engines can provide at least a 90% reduction in NO_x emissions immediately when compared to conventional diesel fueled trucks. This reduction of diesel emissions in the near term can improve the public health of the communities

¹⁶⁷ <http://www.aqmd.gov/docs/default-source/ab-617-ab-134/camps/sbm-progress-reports/sbm-neighborhood-truck-traffic---coming-soon.pdf>, <http://www.aqmd.gov/docs/default-source/ab-617-ab-134/camps/wcwl-b-progress-reports/wcwl-b-truck-traffic-progress-report---august-2020.pdf>, <http://www.aqmd.gov/docs/default-source/ab-617-ab-134/camps/elabhw-c-progress-reports/elabhw-c-neighborhood-amp-freeway-truck-traffic---coming-soon.pdf>, <http://www.aqmd.gov/docs/default-source/ab-617-ab-134/camps/sbm-progress-reports/sbm-warehouses---coming-soon.pdf>

¹⁶⁸ <https://www.epa.gov/air-research/research-near-roadway-and-other-near-source-air-pollution>, [http://www.aqmd.gov/docs/default-source/clean-air-plans/air-quality-management-plans/2012-air-quality-management-plan/final-2012-aqmp-\(february-2013\)/chapter-9-final-2012.pdf](http://www.aqmd.gov/docs/default-source/clean-air-plans/air-quality-management-plans/2012-air-quality-management-plan/final-2012-aqmp-(february-2013)/chapter-9-final-2012.pdf)

surrounding warehouses, while at the same time Class 8 on-road ZE trucks and ZE charging and fueling infrastructure are developed and become more widespread and commercially available. Please refer to Master Response 2 for an explanation of rule feasibility, including regarding truck fleets, and specifically Master Response 2d for information on the commercial availability of NZE/ZE truck engines. See Appendix B of PR 2305 and PR 316's Final Staff Report, which contains information on the commercial availability of every technology in the WAIRE Menu.

South Coast AQMD staff's recommended stringency is 0.0025 WAIRE Points per WATT phased in over three-years. The recommended stringency was determined considering the analysis of 19 WAIRE Menu based scenarios that looked at emission reductions and costs, the potential for limited availability of WAIRE Menu options at higher stringencies, the warehouse relocation study commissioned by South Coast AQMD, and the ports' study on the Clean Truck Rate program. The stringency factor of 0.0025 WAIRE Points per WATT is expected to result in significant emission reductions and no warehouse relocations. The emission reductions from PR 2305 would help address the disproportionate burden of air pollution in the communities neighboring warehouses and reduce emissions. See also Response to Comment 40-42.

Response to Comment 96-5

Again, thank you for your participation in the rule development process and your comments in support of a warehouse ISR.

Response to Comment Letter 97_Jacob Ruiz - 4/15/2021

Response to Comment 97-1

Thank you for your participation in the rule development process and your comments in support of a warehouse ISR. PR 2305 will be considered by the South Coast AQMD Governing Boarding during a public hearing on May 7, 2021.

Response to Comment 97-2

Thank you for your perspective on the impacts of air pollution and unhealthy air.

Response to Comment Letter 98 – Shannon Labuschagne – April 16, 2021

Response to Comment 98-1

Thank you for your interest in the warehouse ISR development process and for bringing your comments to our attention.

Response to Comment 98-2

Thank you for your testimony on the impacts of air pollution and unhealthy air.

Response to Comment Letter 99 - Amy Vasquez - 4/15/2021

Response to Comment 99-1

Thank you for your participation in the rule development process and your comments in support of a warehouse ISR.

Response to Comment 99-2

Thank you for your testimony on the impacts of air pollution and your experience with warehouses.

Response to Comment Letter 100 - Mason - 4/7/2021

Response to Comment 100-1

The commenter is incorrect PR 2305 is not a tax nor does it lead to increased property taxes. PR 2305 offers flexibility in offering 32 WAIRE Menu options, a Custom WAIRE Plan, or an optional mitigation fee which is not a tax. See the Socioeconomic Impact Assessment and Master Responses 1, 5, and 7 for discussions on costs, economic impact and legal authority. Additionally, see the responses to Comment Letter 39 for discussions on why PR 2305 is not a tax.

Response to Comment 100-2

See the Socioeconomic Impact Assessment and Master Responses 1, 3, 4, 5, and 6 for discussions on costs, air quality benefits, the growth of the warehousing industry, economic impacts, and jobs.

Response to Comment 100-3

The most recent revision to PR 2305 released on April 7, 2021 includes a sunset provision in the rule language. PR 2305 will begin to sunset upon U.S. EPA finding that all air basins within South Coast AQMD have attained the 2015 National Ambient Air Quality Standard (NAAQS) for ozone (i.e., 70 parts per billion), and when California Air Resources Board (CARB) has determined that South Coast AQMD has met the state ozone standard (also 70 parts per billion). As stated in previous responses PR 2305 is not a tax as it offers flexibility in 32 WAIRE Menu options, a Custom WAIRE Plan, or an optional mitigation fee. See the Socioeconomic Impact Assessment, Master Response 1, 3, 7, 10, and responses to Comment Letters 40, and 44 for discussions on costs, air quality strategy, the mitigation fee, and legal authority. Additionally, see the responses to Comment Letter 39 for discussions on why PR 2305 is not a tax. Also, the options to comply with PR 2305 are not arbitrary, as each compliance option addresses emissions associated with warehouses.

Response to Comment 100-4

See the Socioeconomic Impact Assessment and Master Responses 4 and 5 for discussions on the growth of the warehousing industry during the COVID-19 pandemic and economic impacts. Thank you for your comments and your interest in the warehouse ISR.

Response to Comment Letter 101 – CARB - 4/21/2021

Response to Comment 101-1

Thank you for your interest in the warehouse ISR development process, and for bringing your comments to our attention.

Response to Comment 101-2

South Coast AQMD staff agrees that the large population of conventional diesel trucks operating in the South Coast Air Basin (SCAB) are a major source of pollutants that leads to increased health impacts for the region and local communities. Immediate emission reductions are needed to improve the public health of the communities surrounding warehouses. Staff agrees that PR 2305 is a complementary piece to CARB's Mobile Source Strategy to address our region's air quality issues.

Response to Comment 101-3

As stated by the commenter, PR 2305 is part of a comprehensive set of strategies to reduce emissions in our region and specifically in the communities near warehouses.

Response to Comment 101-4

Staff agrees with the commenter that South Coast AQMD has clear authority to use its indirect source authority to regulate new and existing warehouses under state and federal law. See Master Response 7 for a discussion on South Coast AQMD's legal authority.

Response to Comment 101-5

As stated by the commenter, PR 2305 is designed to fulfill the control measure identified for warehouses in the U.S. EPA-approved 2016 AQMP (MOB-03).

Response to Comment 101-6

Staff agrees with the commenter that South Coast AQMD has clear authority to adopt PR 2305 and PR 316 under state law.

Response to Comment 101-7

Staff agrees with the commenter's statement that PR 2305 will encourage greater adoption of ZE trucks in South Coast AQMD. These ZE trucks will meet CARB's requirements for truck manufacturers under the Advanced Clean Trucks rule. Similarly, trucks that meet CARB's lowest Optional Low NO_x standards under its Low NO_x Omnibus rule will also be encouraged to have higher adoption rates in South Coast AQMD due to PR 2305.

PR 2305 includes the WAIRE Program which is a flexible menu-base point system that offers a menu of options which serve to not only reduce emissions but to facilitate the early implementation of related CARB regulations while accounting for potential overlaps in emissions. The net result will be that emission reductions will be achieved sooner than, and may be greater than, would have otherwise been expected due to the WAIRE Points functioning as an additional incentive to motivate early action. See Master Response 8 and the Final Staff Report for additional discussion on the potential emission reduction overlap between PR 2305 and CARB regulations. The analysis in the Final Staff Report demonstrates

that PR 2305 will not only ensure that the emission reductions from the statewide ACT and Low NOx Omnibus rules will occur in South Coast AQMD, but that emissions reductions will be greater than what those statewide rules could achieve on their own.

Response to Comment 101-8

Staff anticipates conducting a technology assessment for emission sources related to warehouses every five years, and reporting those results to our Board. Rapid advancements have occurred with on-road ZE technologies in the past several years and are anticipated to continue in the near future. Based on the assessment, staff may recommend updates to the WAIRE Menu to our Board.

Communities throughout the SCAB have been waiting and calling for the warehouse ISR for a long time as they need the immediate emission reductions coupled with the public health benefit. The warehousing industry has been growing for decades even during the COVID-19 pandemic. PR 2305 would start the transition of warehouse operations away from diesel trucks and deploy cleaner technology to bring relief to the communities. Unfortunately, ZE on-road Class 8 trucks are not yet commercially available and there is insufficient charging facilities so NZE technology was included in the program to provide the much needed 90% NOx reductions toward the ozone attainment goals and immediate benefit to public health. PR 2305 is very flexible as it allows warehouse operators to pick options that may fit their business model or allow for preparation for ZE operations in the future by allowing WAIRE Points for infrastructure installations. South Coast AQMD Staff developed the recommended stringency of 0.0025 WAIRE Points per WATT by considering the bounding analysis of 19 WAIRE Menu-based scenarios, the IEc Relocation Study, the Davies Cargo Diversion Study, and the supply of WAIRE Menu options. The current stringency results in significant emission reductions and transition of a previously unregulated industry. See also Response to Comment 40-42.

Response to Comment 101-9

While we share the goal to get to widespread deployment of ZE technologies, they are not expected to be widely available in all applications immediately. Until then, NZE technologies provide a cost-effective solution that provides a 90% reduction in NOx and a 100% reduction in Diesel PM. About 77% of natural gas used for transportation today are also renewable fuels, and can therefore provide a climate benefit.¹⁶⁹ Therefore these NZE options have been included in PR 2305 to maximize the opportunities for near-term emission reductions.

Response to Comment 101-10

South Coast AQMD staff's recommended stringency is 0.0025 WAIRE Points per WATT phased in over three-years. The recommended stringency was determined considering the analysis of 19 WAIRE Menu based scenarios that looked at emission reductions and costs, the potential for limited availability of WARIE Menu options at higher stringencies, the warehouse relocation study commissioned by South Coast AQMD, and the ports' study on the Clean Truck Rate program. The stringency factor of 0.0025 WAIRE Points per WATT is expected to result in significant emission reductions and no warehouse relocations. The emission reductions from PR 2305 would help address the disproportionate burden of air pollution in the

¹⁶⁹ , <https://efiling.energy.ca.gov/getdocument.aspx?tn=236905>, pg. 134.

communities neighboring warehouses and reduce emissions. For most scenarios analyzed, the monetized public health benefits outweigh the compliance costs by about 3:1. See also Response to Comment 40-42.

Response to Comment 101-11

While we share the goal to get to widespread deployment of ZE technologies, they are not expected to be widely available in all applications immediately. Until then, NZE technologies provide a cost-effective solution that provides a 90% reduction in NO_x and a 100% reduction in Diesel PM. About 77% of natural gas used for transportation today are also renewable fuels, and can therefore provide a climate benefit.¹⁷⁰ Therefore these NZE options have been included in PR 2305 to maximize the opportunities for near-term emission reductions. PR 2305 is designed to reduce regional and local emissions, and reduce exposures for communities most impacted by warehouse operations. PR 2305 achieves all of these goals and those stated in the Air Quality Need section of the Final Staff Report.

Response to Comment 101-12

South Coast AQMD Staff agree that lowering the threshold size would increase the potential cumulative emissions reductions benefit of PR 2305. Reducing the size threshold size would increase the population of warehouses, potentially substantially so with up to 52,000 industrial facilities of any size in South Coast AQMD, whereas PR 2305 focuses on the largest ~3,320, 2,902 of which are expected to earn WAIRE Points (see Appendix C of the Final Staff Report). In order to ensure that this program can be effectively administered and enforced, the scope of the regulation has been limited to those facilities expected to have the largest impact on air quality. During future reviews of the WAIRE Program implementation staff will review and report to the Board if potential rule amendments should be considered that broaden its applicability.

Response to Comment 101-13

Thank you for your comments in support of PR 2305.

¹⁷⁰ <https://efiling.energy.ca.gov/getdocument.aspx?tn=236905>, pg. 134.

Response to Comment Letter 102 – Paige Electric - 4/9/2021

Response to Comment 102-1

We disagree with the commenter's assertion that PR 2305 is a tax. PR 2305 is not a tax nor does it lead to increased property taxes. PR 2305 offers flexibility in offering 32 WAIRE Menu options, a Custom WAIRE Plan, or an optional mitigation fee which is not a tax. See the Socioeconomic Impact Assessment and Master Responses 1, 5, and 7 for discussions on costs, economic impact and legal authority. Additionally, see the responses to Comment Letter 39 for discussions on why PR 2305 is not a tax.

Response to Comment 102-2

See the Socioeconomic Impact Assessment and Master Responses 1, 3, 4, 5, and 6 for discussions on costs, air quality benefits, the growth of the warehousing industry, economic impacts, and jobs.

Response to Comment 102-3

The most recent revision to PR 2305 released on April 7, 2021 included a sunset provision in the rule language. PR 2305 will begin to sunset upon U.S. EPA finding that all air basins within South Coast AQMD have attained the 2015 National Ambient Air Quality Standard (NAAQS) for ozone (i.e., 70 parts per billion), and when California Air Resources Board (CARB) has determined that South Coast AQMD has met the state ozone standard (also 70 parts per billion). As stated in previous responses PR 2305 is not a tax as it offers compliance flexibility in 32 WAIRE Menu options, a Custom WAIRE Plan, or an optional mitigation fee. See the Socioeconomic Impact Assessment, Master Response 1, 3, 7, 10, and responses to Comment Letters 40, and 44 for discussions on costs, air quality strategy, the mitigation fee, and legal authority. Additionally, see the responses to Comment Letter 39 for discussions on why PR 2305 is not a tax.

Response to Comment 102-4

See the Socioeconomic Impact Assessment and Master Responses 4 and 5 for discussions on the growth of the warehousing industry during the COVID-19 pandemic and economic impacts. Thank you for your comments and your interest in the warehouse ISR.

Response to Comment Letter 103 – Paige Electric - 4/9/2021

Response to Comment 103-1

We disagree with the commenter's assertion that PR 2305 is a tax. PR 2305 is not a tax nor does it lead to increased property taxes. PR 2305 offers flexibility in offering 32 WAIRE Menu options, a Custom WAIRE Plan, or an option mitigation fee which is not a tax. See the Socioeconomic Impact Assessment and Master Responses 1, 5, and 7 for discussions on costs, economic impact and legal authority. Additionally, see the responses to Comment Letter 39 for discussions on why PR 2305 is not a tax.

Response to Comment 103-2

See the Socioeconomic Impact Assessment and Master Responses 1, 3, 4, 5, and 6 for discussions on costs, air quality benefits, the growth of the warehousing industry, economic impacts, and jobs.

Response to Comment 103-3

The most recent revision to PR 2305 released on April 7, 2021 included a sunset provision in the rule language. PR 2305 will begin to sunset upon U.S. EPA finding that all air basins within South Coast AQMD have attained the 2015 National Ambient Air Quality Standard (NAAQS) for ozone (i.e., 70 parts per billion), and when California Air Resources Board (CARB) has determined that South Coast AQMD has met the state ozone standard (also 70 parts per billion). As stated in previous responses PR 2305 is not a tax as it offers flexibility in 32 WAIRE Menu options, a Custom WAIRE Plan, or an optional mitigation fee. See the Socioeconomic Impact Assessment, Master Response 1, 3, 7, 10, and responses to Comment Letters 40, and 44 for discussions on costs, air quality strategy, the mitigation fee, and legal authority. Additionally, see the responses to Comment Letter 39 for discussions on why PR 2305 is not a tax.

Response to Comment 103-4

See the Socioeconomic Impact Assessment and Master Responses 4 and 5 for discussions on the growth of the warehousing industry during the COVID-19 pandemic and economic impacts. Thank you for your comments and your interest in the warehouse ISR.

Response to Comment Letter 104 – Rexford Industrial - 4/9/2021

NOTE: Rexford Industrial is a real estate services corporation and not a warehouse operator.

Response to Comment 104-1

We disagree with the commenter's assertion that PR 2305 is a tax. PR 2305 is not a tax nor does it lead to increased property taxes. PR 2305 offers flexibility in offering 32 WAIRE Menu options, a Custom WAIRE Plan, or an optional mitigation fee which is not a tax. See the Socioeconomic Impact Assessment and Master Responses 1, 5, and 7 for discussions on costs, economic impact and legal authority. Additionally, see the responses to Comment Letter 39 for discussions on why PR 2305 is not a tax.

Response to Comment 104-2

See the Socioeconomic Impact Assessment and Master Responses 1, 3, 4, 5, and 6 for discussions on costs, air quality benefits, the growth of the warehousing industry, economic impacts, and jobs.

Response to Comment 104-3

The most recent revision to PR 2305 released on April 7, 2021 included a sunset provision in the rule language. PR 2305 will begin to sunset upon U.S. EPA finding that all air basins within South Coast AQMD have attained the 2015 National Ambient Air Quality Standard (NAAQS) for ozone (i.e., 70 parts per billion), and when California Air Resources Board (CARB) has determined that South Coast AQMD has met the state ozone standard (also 70 parts per billion). As stated in previous responses PR 2305 is not a tax as it offers flexibility in 32 WAIRE Menu options, a Custom WAIRE Plan, or an optional mitigation fee. See the Socioeconomic Impact Assessment, Master Response 1, 3, 7, 10, and responses to Comment Letters 40, and 44 for discussions on costs, air quality strategy, the mitigation fee, and legal authority. Additionally, see the responses to Comment Letter 39 for discussions on why PR 2305 is not a tax.

Response to Comment 104-4

See the Socioeconomic Impact Assessment and Master Responses 4 and 5 for discussions on the growth of the warehousing industry during the COVID-19 pandemic and economic impacts. Thank you for your comments and your interest in the warehouse ISR.

Response to Comment Letter 105 - Southwest Carpenters – 4/21/2021

Response to Comment 105-1

The recent revision to the PR 2305 rule language revised the timeline and delayed the first report submission until September 1, 2021, and delayed the first compliance period for the first phase of warehouses six months to January 1, 2022 to December 31, 2022. See Master Responses 4, 5, 6, and the Socioeconomic Impact Report for discussions on the growth of the warehousing industry during the COVID-19 pandemic, economic impacts, and jobs.

Response to Comment 105-2

See Master Responses 4, 5, 6, and the Socioeconomic Impact Report for discussions on the growth of the warehousing industry during the COVID-19 pandemic, economic impacts, and jobs.

Response to Comment 105-3

A thorough analysis of the emission reduction benefits and cost were conducted on PR 2305 including a South Coast AQMD sponsored study on potential warehouse relocations due to regulation. At the proposed stringency the study showed that there would be no warehouse relocations. See Master Response 3 for a discussion on the NOx strategy and air quality benefits. The potential jobs impacts, including on the construction industry and others is included in the Socioeconomic Impact Assessment and Master Response 6. Thank you for your comments and interest in the warehouse indirect source rule.

Response to Comment Letter 106 - Scopelitis, Garvin, Light, Hanson & Feary

Response to Comment 106-1

Thank you for your interest in the warehouse ISR development process and for bringing your comments to our attention.

The comment asserts that PR 2305 is preempted by the FAAAA because, the comment alleges, truck deliveries are a major portion of warehouse-related emissions, and the compliance options related to ZE and NZE “dictat[e]” that motor carriers use equipment other than what the market might favor. The comment asserts that the proposed rule would thus frustrate Congress’s deregulatory objectives under the FAAAA, and that, under *Rowe v. New Hampshire Motor Transport Ass’n*, 504 U.S. 364 (2008), this outcome is preempted.¹⁷¹

The comment provides an incomplete description of the standard for FAAAA preemption. The FAAAA preempts state and local laws “related to a price, route, or service of any motor carrier . . . with respect to the transportation of property.” 49 U.S.C. § 14501(c)(1). While the FAAAA may preempt state laws “having a connection with, or reference to” prices, routes, or services, *Rowe*, 504 U.S. at 370-71, state laws affecting prices, routes, or services “in only a ‘tenuous, remote, or peripheral . . . manner’ with no significant impact on Congress’s

¹⁷¹ The District has previously responded to comments alleging that PR 2305 is preempted by the FAAAA. See Response to Comment 44-4. Portions of that response are reiterated here.

deregulatory objectives” are not preempted. *Cal. Trucking Ass’n v. Su*, 903 F.3d 953, 960 (9th Cir. 2018) (quoting *Rowe*, 552 U.S. at 371).

Contrary to the comment’s conclusion, PR 2305 is materially different from the preempted law in *Rowe*. There, the Court held that a Maine statute that required retailers to use motor carriers providing “a special kind of recipient-verification service” was preempted because it would “require carriers to offer a system of services that the market does not now provide (and which the carriers would prefer not to offer),” and thus had a significant impact on Congress’s deregulatory objectives. *Rowe*, 552 U.S. at 368, 371-72. *Rowe* identified Congress’s objectives as promoting competition, “thereby stimulating ‘efficiency, innovation, and low prices,’ as well as ‘variety’ and ‘quality.’” *Id.* at 371 (quoting *Morales v. Trans World Airlines, Inc.*, 504 U.S. 374, 378 (1992)).

In contrast to the law preempted in *Rowe*, PR 2305 does not mandate or prohibit the provision of any particular service and would not frustrate Congress’s deregulatory objectives. The proposed rule does not *require* any particular action at all, but rather provides a menu of options for satisfying a warehouse operator’s WPCO, many of which are wholly unrelated to transportation (e.g., installing renewable energy systems on buildings, installing air filters for sensitive receptors, or adopting a custom plan). Although the proposed rule may encourage certain behaviors (e.g., using ZE or NZE vehicles or reducing annual truck trips), this does not bring it within the scope of FAAAA preemption. *See Dilts v. Penske Logistics, LLC*, 769 F.3d 637, 647 (9th Cir. 2014) (a law is not preempted “just because it shifts incentives and makes it more costly for motor carriers to choose some routes or services relative to others, leading the carriers to . . . make different business decisions”); *see also Bedoya v. Am. Eagle Express, Inc.*, 914 F.3d 812, 825 (3d Cir. 2019) (finding no preemption where a law, among other things, “does not mandate a particular course of action” and “offers carriers various options to comply.”). The flexibility offered by the proposed rule would allow regulated entities to select the most efficient and cost-effective mode of compliance, thereby encouraging innovation in keeping with the deregulatory intent behind the FAAAA. *See Rowe*, 552 U.S. at 371 (describing Congress’ goal as to promote competition, “thereby stimulating ‘efficiency, innovation, and low prices,’ as well as ‘variety’ and ‘quality.’”) (quoting *Morales*, 504 U.S. at 378).

Further, unlike the preempted law in *Rowe*, the proposed rule’s compliance options related to ZE or NZE vehicles concern *equipment* and not services (or routes or prices). Courts have drawn a distinction between regulation of outputs—i.e., transportation services—and regulation of inputs. *Bedoya*, 914 F.3d at 821 (explaining that “[t]he FAAAA’s focus on prices, routes, and service[s] shows that the statute is concerned with the industry’s production outputs,” and not “resource inputs,” including “labor, capital, and technology, which may be regulated by various laws.”); *S.C. Johnson & Son, Inc. v. Transp. Corp. of Am., Inc.*, 697 F.3d 544, 558 (7th Cir. 2012) (same). Regulations of *inputs* are generally not preempted. *Id.*

Even regulations that require carriers to adopt pollution-control technology fall in the category of regulation of resource inputs that are generally not preempted. For example, the Eastern District of California rejected an FAAAA preemption challenge to a CARB rule that required heavy-duty trucks to install filters and upgrade engines to reduce emissions. *Cal. Dump Truck Owners Ass’n v. Nichols*, No. 2:11-cv-00384, 2012 WL 273162 at *4-8 (E.D. Cal. Jan. 30, 2012) (concluding that plaintiff had failed to establish a likelihood of success on the merits). The court held that, even though the rule regulated the technology used in trucks, it did

not bind motor carriers to a particular route or service, and the effects of any technology-related cost increases on prices or services were too attenuated to trigger preemption. *Id.* at *7-8.

Here, as in *Nichols*, warehouse operators' compliance options related to ZE or NZE trucks concern equipment technology and do not bind covered entities to a particular route, price, or service. Moreover, the District's proposed rule is even more remotely related to motor carriers' prices, routes, and services than the rule in *Nichols* because the proposed rule does not *require* covered entities to adopt any particular compliance option. In short, like the rule in *Nichols*, the proposed rule concerns inputs (here, technologies, facilities, equipment, etc.) and lacks the (multiple) prohibited connections to prices, routes, and services that doomed the law in *Rowe*.

Response to Comment 106-2

The comment asserts that PR 2305 is preempted because it would, the comment alleges, oblige warehouse operators to require the use of equipment (ZE or NZE vehicles) that the market does not support, thereby requiring warehouse operators to do what the State itself cannot. As explained in Response to Comment 106-1, above, however, the proposed rule includes many compliance options and does not *require* operators to adopt any particular option. Further, regulations of equipment and technology—like the emissions filters required in *Nichols*—are permissible under and generally not preempted by the FAAAA.

The comment further asserts that the proposed rule is preempted because (1) the elevated cost of low emissions trucks will result in increased motor carrier prices, and (2) the need for motor carriers to consider charging infrastructure and battery range will impact routes and services. A state law is not preempted, however, merely because it may increase the cost of doing business and may factor into decisions regarding prices or routes. *See Dilts*, 769 F.3d at 643, 646 (stating that laws that operate “several steps removed from prices, routes, or services” are not preempted “even if they raise the overall cost of doing business or require a carrier to re-direct or reroute some equipment.”); *Ward v. United Airlines, Inc.*, 986 F.3d 1234, 1243 (9th Cir. 2021) (requiring a showing, for preemption under the identical standard in the Airline Deregulation Act, that the alleged “increased costs would have a ‘significant impact’ on . . . prices, routes, or services” (quoting *Rowe*, 552 U.S. at 375)).

For example, in *Dilts*, the Ninth Circuit rejected the argument that state-mandated meal and rest breaks impermissibly decreased services because drivers would take longer to drive the same distance. 769 F.3d at 648. While the court acknowledged that motor carriers “may have to hire additional drivers or reallocate resources in order to maintain a particular service level,” the law was not preempted because it did not dictate the services motor carriers had to provide. *Id.* The court also rejected the argument that meal breaks necessarily altered routes by requiring drivers to pull off the road. *Id.* at 649. The court stated that such “minor deviations” from routes were not the sort of route control Congress sought to preempt. *Id.* (“Indeed, Congress has made clear that even more onerous route restrictions, such as weight limits on particular roads, are not ‘related to’ routes and therefore are not preempted.”).

Here, as in *Dilts*, PR 2305 includes compliance options related to pollution-control equipment and technology that operate “several steps removed from prices, routes, or services,” and they are thus not preempted even though they may increase costs of doing business and

factor into decisions about routes, prices, and services. While regulated entities may *choose* to require or prefer low-emissions vehicles in their contracts with motor carriers, thereby potentially increasing the costs of business for motor carriers, the proposed rule does not require a motor carrier to provide or abandon any particular service or service level. Further, the need for motor carriers to consider charging infrastructure in planning their routes is analogous to the need to plan for meal and rest breaks. The proposed rule—which does not require adoption of low emissions vehicles—may lead motor carriers to reallocate resources or make “minor deviations” from routes, but it neither indirectly binds motor carriers to particular routes or makes specific routes necessary. *See id.* at 649. Indeed, motor carriers must already factor re-fueling locations into their routes and schedules. *See id.* (“Moreover, drivers already must incorporate into their schedule fuel breaks, pick ups, drop offs and, in some cases, time to install products or wait for their partner to complete an installation.”).

Response to Comment 106-3

The comment asserts that, despite the fact that the proposed rule is “being considered to further important public health and safety goals,” there is no public health exception to FAAAA preemption. This assertion is superfluous; the proposed rule need not rely on any public health exception because it falls beyond the scope of FAAAA preemption in the first instance.

Response to Comment Letter 107 - DCG – 4/28/2021

Response to Comment 107-1

Thank you for your interest in the warehouse ISR development process, and for bringing your comments to our attention.

PR 2305 is a part of the targeted strategy to reduce regional and local NO_x and PM emissions to meet the federal ozone standards for 2023 and 2031 and improve public health. The most recent version of the PR 2305 rule language released April 7, 2021 addresses the commenter's concerns regarding rule implementation dates. The first compliance date requiring the submission of the Warehouse Operations Notification is September 1, 2021, an informational report to be submitted by the warehouse owner requiring basic warehouse information including the square footage information on the warehouse, the tenant(s), lease duration, and contact information. The first compliance period for the largest warehouse operators to earn WAIRE Points begins on January 1, 2022. Warehouses will be phased into PR 2305 based on size over three years and once in, there is a three-year phase-in of the rule stringency. See Master Response 4 and 5 and the Socioeconomic Impact Assessment for discussions on the warehousing industry's growth and economic impacts during the COVID-19 pandemic.

Response to Comment 107-2

The potential costs stated by the commenter are inaccurate, as the potential cost ranges are significantly lower. While the commenter describes challenges faced during the COVID-19 pandemic, the warehousing industry has actually experienced substantial growth during this time due to increased cargo volumes. See Master Responses 1, 5, and Socioeconomic Impact Assessment for discussions on the potential costs of PR 2305 and economic impacts.

Response to Comment 107-3

See Master Responses 2a through 2c for discussions on feasibility.

Response to Comment 107-4

See Master Response 2d for a discussion of available technology on the WAIRE Menu.

Response to Comment 107-5

See the Socioeconomic Impact Assessment and Master Responses 4 for discussions on the warehousing industry and economic impacts.

Response to Comment 107-6

See Master Responses 4, 5, 6, and the Socioeconomic Impact Assessment for discussions on jobs and economic uncertainty related to goods movement during the COVID-19 pandemic.

Response to Comment 107-7

See Master Response 6 and the Socioeconomic Impact Assessment for a discussion on the jobs impacts of PR 2305.

Response to Comment 107-8

See Master Response 7 and Responses to Comment Letters 39, 40, and 44 for discussion of South Coast AQMD legal authority. As explained in the Responses to Comment Letter 44, PR 2305 does not regulate trucks or trucking companies, but rather is an indirect source regulation that applies to warehouses. A regulation may violate the commerce clause if it imposes burdens on interstate commerce that so outweigh the regulation's benefits that the regulation is unreasonable or irrational. *Pacific Merchant Shipping Ass'n. v. Goldstene*, 639 F. 3d 1154, 1177 (9th Cir. 2011). The comment fails to articulate facts to show that this is the case for PR 2305.

Response to Comment 107-9

Thank you for your interest in the warehouse ISR and your comments. This letter and responses will be available for review by South Coast AQMD Governing Board members.

Response to Comment Letter 108 – Pactiv Evergreen – 4/23/2021

Response to Comment 108-1

Thank you for your interest in the warehouse ISR development process, and for bringing your comments to our attention. PR 2305 is applicable to all warehouses in the South Coast AQMD jurisdiction that are at least 100,000 square feet and will be required to comply using PR 2305's flexible compliance options, which can include a Custom Plan option. South Coast AQMD is available to meet with you and discuss options that may work for your facility. See Master Response 2a and 2c for a discussion on feasibility.

Response to Comment 108-2

PR 2305 is a part of the targeted strategy to reduce regional and local NOx and PM emissions to meet the federal ozone standards for 2023 and 2031 and improve public health. The most recent version of the PR 2305 rule language released April 7, 2021 addresses the commenter's concerns regarding rule implementation dates. The first compliance date requiring the submission of the Warehouse Operations Notification is September 1, 2021, an informational report to be submitted by the warehouse owner requiring basic warehouse information including the square footage information on the warehouse, the tenant(s), lease duration, and contact information. The first compliance period for the largest warehouse operators to earn WAIRE Points begins on January 1, 2022. Warehouses will be phased into PR 2305 based on size over three years and once in, there is a three-year phase-in of the rule stringency. See Master Responses 3 and 4 for discussions on the strategy to reduce emissions from the warehousing industry and the growth of the warehousing industry.

Response to Comment 108-3

South Coast AQMD sponsored a study on potential warehouse relocation to areas just outside the South Coast AQMD jurisdiction due to regulations. The study found that at the stringency proposed no warehouses are expected to relocate given the amenities of the proximity to the ports, the transportation infrastructure, and the consumer market and labor force in the South Coast AQMD region. See the Socioeconomic Impact Assessment for a discussion on the economic impacts of PR 2305 on the warehousing industry.

Response to Comment 108-4

The potential costs stated by the commenter are inaccurate, as the potential cost ranges are significantly lower. While the commenter describes challenges faced during the COVID-19 pandemic, the warehousing industry has actually experienced substantial growth during this time due to increased cargo volumes. See Master Responses 1, 5, and Socioeconomic Impact Assessment for a discussion on the potential costs of PR 2305 and economic impacts.

Response to Comment 108-5

See Master Responses 2a through 2c for discussions on feasibility.

Response to Comment 108-6

See Master Response 2d for a discussion of available technology on the WAIRE Menu.

Response to Comment 108-7

See the Socioeconomic Impact Assessment and Master Responses 4 for discussions on the warehousing industry and economic impacts during the COVID-19 pandemic.

Response to Comment 108-8

See Master Responses 4, 5, 6, and the Socioeconomic Impact Assessment for discussions on economic uncertainty related to goods movement and jobs during the COVID-19 pandemic.

Response to Comment 108-9

See Master Response 7 and Responses to Comment Letters 39, 40, and 44 for discussion of South Coast AQMD legal authority. As explained in the Responses to Comment Letter 44, PR 3205 does not regulate trucks or trucking companies, but rather is an indirect source regulation that applies to warehouses. A regulation might violate the commerce clause if it imposes burdens on interstate commerce that so outweigh the regulation's benefits that the regulation is unreasonable or irrational. *Pacific Merchant Shipping Ass'n. v. Goldstene*, 639 F. 3d 1154, 1177 (9th Cir. 2011). The comment fails to articulate facts to show that this is the case for PR 2305.

Response to Comment 108-10

Thank you for your interest in the warehouse ISR and your comments. This letter and responses will be available for review by South Coast AQMD Governing Board members.

Response to Comment Letter 109 - United – 4/23/2021

Response to Comment 109-1

Thank you for your participation in the warehouse ISR development process, and for bringing your comments to our attention. Staff has not received a comment letter from Airlines 4 America.

Response to Comment 109-2

See Master Response 7 and Responses to Comment Letters 39, 40, 44, and 106 for discussions on the South Coast AQMD legal authority.

Response to Comment 109-3

The Legal Authority section of the Final Staff Report (p. 19-20) provides the appropriate response to the references made by the commenter. However, for further legal discussion on the South Coast AQMD legal authority see Master Response 7 and Responses to Comment Letters 39, 40, 44, and 106.

Response to Comment 109-4

The response to Comment Letter 106 provides the appropriate response to the commenter's concerns on preemption. However, for further legal discussion on the South Coast AQMD legal authority see Master Response 7 and Responses to Comment Letters 39, 40, and 44. The analysis for the Airline Deregulation Act is the same as for the FAAA which is discussed in Responses to Letter 106.. Ward v. United Airlines, Inc., 986 F. 3d. 1234, 1243 n. 2 (9th Cir. 2021). Also, it is unclear if the operations cited by the commenter for aircraft maintenance training and cabin cleaning provisioning fall under the definition of warehousing activity. If they do not, then it may be possible that PR 2305 does not apply to the commenter's warehouse, depending on the amount of space left that is dedicated to warehousing activity. See PR 2305 (d)(1), (d)(7), (e)(2), and (g)(1).

Response to Comment 109-5

The scenario analysis accounts for the potential overlap in emission reductions between PR 2305 and existing CARB regulations. See Master Responses 2a, 2b, 2c, 8 and 10 for discussions on feasibility, concerns on duplicative efforts, and concerns regarding the mitigation fee. The commenter's claim that they do not own or operate fleets traveling to their facility, therefore they would need to pay a mitigation fee is incorrect. First, the operator could work with their clients to see if they could arrange for NZE or ZE trucks to make the shipments to the commenter's warehouse, or they could choose another non-truck option on the WAIRE Menu, or a Custom WAIRE Plan. The comment that the mitigation fees will only go towards ZE fueling/charging infrastructure is incorrect. They will also provide incentives for NZE and ZE trucks. Both the fueling/charging infrastructure and trucks that are incentivized by the WAIRE Mitigation Program will increase the likelihood that these trucks will visit the commenter's warehouse, thus allowing them to earn WAIRE Points and reduce their emissions profile. There are many entities in the goods movement sector whose business models rely on mobile sources that emit pollutants like NO_x and PM including trucking companies, shippers, goods owners, warehouse operators, etc. All entities have a role to play to reduce emissions

and exposures, especially for the communities near their facilities. In the case of PR 2305, many feasible options are included so that warehouse operators can find the option that most suits their needs.

Response to Comment 109-6

The commenter is incorrect, PR 2305 will result in emission reductions toward attainment of the state and federal attainment standards. Whether these emission reductions are assigned to PR 2305, or to another part of the SIP inventory (e.g., incentive programs that are enhanced by PR 2305, future emissions inventories that are updated with cleaner truck fleets due to PR 2305, etc.) is not relevant for warehouse operators. In its approval of the SJVAPCD Indirect Source Rule into the SIP, EPA recognized the benefit of their rule and the emissions reduction potential, even if the emissions are not SIP creditable at the time of approval of the rule into the SIP. See Appendix D and Master Responses 3 and 7 for discussions on the potential SIP credit approach, air quality benefits from PR 2305, and legal authority.

Response to Comment 109-7

Thank you for your comments and interest in the warehouse ISR.

Response to Comment Letter 110 – Environmental Defense Fund – 4/22/2021

Response to Comment 110-1

Thank you for your interest in the warehouse ISR development process, and for bringing your comments to our attention. South Coast AQMD Staff agree that the South Coast Air Basin (SCAB) has the worst air quality in the nation and getting worse due to the emissions from goods movement operations that heavily impact the health of the communities surrounding the warehouses. PR 2305 is needed to reduce emissions from the warehousing industry and improve the public health in the communities surrounding the warehouses.

Response to Comment 110-2

The commenter is referring to Figure 4 of the Final Staff Report (p. 17) which shows the CalEnviroScreen Percentile for communities within a half mile radius from a warehouse which shows the disproportionate burden of air pollution on the communities of color living in the disadvantaged areas surrounding warehouses. Warehouses attract diesel trucks and other emitting equipment to itself and impact the surrounding communities with NOx and DPM emissions. South Coast AQMD staff agree that there are disproportionate impacts of air pollution that negatively impacts these disadvantaged communities surrounding the warehouses which is only increasing due to the high cargo volumes at the ports, the COVID-19 pandemic, and the growth of e-commerce.

Response to Comment 110-3

PR 2305 is designed to offer a flexible menu of clean technology options that warehouse operators would need to implement to reduce emissions NOx and PM or exposure to meet their compliance obligation. Their compliance obligation is based on the number of trucks that visit their warehouse. Incorporating ZE and clean technology leads to immediate emission reductions, facilitates the implementation of other regulations, or provides support for the growth of ZE technology. By design the warehouse operators would use the flexibility of PR 2305 to implement the most cost-effective options available to them to comply with PR 2305. The inclusion of NZE and ZE truck acquisition and usage will increase use of the cleaner technologies and great support and demand to grow assist in growing the technology while earning the warehouse operator WAIRE Points.

Response to Comment 110-4

Thank you for providing the reports. South Coast AQMD Staff has been working with the California Public Utilities Commission, California Energy Commission, and truck makers to advance the development of ZE technology and infrastructure in preparing for California's ZE goals. Currently all of the NZE and ZE technology offered on the WAIRE Menu with the exception of ZE Class 8 on-road trucks are commercially available and in commercial service, with ZE Class 8 on-road trucks expected late 2021 or 2022. The ZETI tool¹⁷² provides additional information on ZE technology including availability. See the Socioeconomic Impact Assessment and Master Response 2d for more information on the cost analysis conducted on the implementation of ZE technology.

¹⁷² . <https://globaldrivetozero.org/tools/zero-emission-technology-inventory/>

Response to Comment 110-5

South Coast AQMD Staff agree that no one policy will result in transforming the market. PR 2305 is one piece of a larger puzzle of strategies to reduce emissions and assist in the transitioning the goods movement industry away from diesel engines. In addition to PR 2305's design to reduce NOx and PM emissions and improve public health, it also seeks to facilitate other regulations by providing WAIRE Points incentives to install ZE charging or fueling infrastructure and NZE/ZE acquisition and usage points to further the support and demand for new NZE and ZE technology. PR 2305 also has local benefit by providing immediate emission reductions to the disproportionately burdened communities surrounding warehouses by motivating warehouses to implement cleaner technology solutions when replacing their diesel equipment.

Thank you for your interest in the warehouse ISR and your comments. This letter and responses will be available for review by South Coast AQMD Governing Board members.

Response to Comment Letter 111 – Quidel - 4/8/2021

Response to Comment 111-1

The commenter is mistaken in that PR 2305 is neither a tax nor does it lead to increased property taxes. PR 2305 instead is a regulation that provides a high level of compliance flexibility in offering 32 WAIRE Menu options, a Custom WAIRE Plan, or an optional mitigation fee which is not a tax. See the Socioeconomic Impact Assessment and Master Responses 1, 5, and 7 for discussions on costs, economic impact and legal authority. Additionally, see the responses to Comment Letter 39 for discussions on why PR 2305 is not a tax.

Response to Comment 111-2

See the Socioeconomic Impact Assessment and Master Responses 1, 3, 4, 5, and 6 for discussions on costs, air quality benefits, the growth of the warehousing industry, economic impacts, and jobs.

Response to Comment 111-3

The most recent revision to PR 2305, released on April 7, 2021 includes a sunset provision in the rule language. PR 2305 will begin to sunset upon U.S. EPA finding that all air basins within South Coast AQMD have attained the 2015 National Ambient Air Quality Standard (NAAQS) for ozone (i.e., 70 parts per billion), and when California Air Resources Board (CARB) has determined that South Coast AQMD has met the state ozone standard (also 70 parts per billion). See the Socioeconomic Impact Assessment, Master Response 1, 3, 7, 10, and responses to Comment Letters 40, and 44 for discussions on costs, air quality strategy, the mitigation fee, and legal authority. Additionally, see the responses to Comment Letter 39 for further explanation as to why PR 2305 is not a tax. Also, the options to comply with PR 2305 are not arbitrary, as each compliance option addresses emissions associated with warehouses.

Response to Comment 111-4

See the Socioeconomic Impact Assessment and Master Responses 4 and 5 for discussions on the growth of the warehousing industry during the COVID-19 pandemic and economic impacts. Thank you for your comments and your interest in the warehouse ISR.

Response to Comment Letter 112 – Sadaf - 4/16/2021

Response to Comment 112-1

Thank you for your interest in the warehouse ISR development process, and for bringing your comments to our attention.

Response to Comment 112-2

The commenter is mistaken in that PR 2305 does not impact or add taxes, including property taxes. PR 2305 is instead a regulation that provides compliance flexibility in offering 32 WAIRE Menu options, a Custom WAIRE Plan, or an optional mitigation fee which is not a tax. See response to Comment Letter 39. See the Socioeconomic Impact Assessment and Master Responses 1, 5, and 7 for discussions on costs, and economic impacts.

Response to Comment 112-3

South Coast AQMD conducted thorough analysis on the emission reductions and costs of PR 2305, which included a sponsored study on potential warehouse relocations in response to regulation. The study by Industrial Economics, Inc., showed that no warehouses would relocate at the proposed stringency. See the Socioeconomic Impact Assessment and Master Responses 1, 4, and 5 for discussions on costs, the growth of the warehousing industry, and economic impacts during the COVID-19 pandemic.

Response to Comment Letter 113 – Cummins Logistics - 4/20/2021

Response to Comment 113-1

The commenter is mistaken in that PR 2305 is neither a tax nor does it lead to increased property taxes. PR 2305 instead is a regulation that provides compliance flexibility in offering 32 WAIRE Menu options, a Custom WAIRE Plan, or an optional mitigation fee. See Response to Letter 39. See the Socioeconomic Impact Assessment and Master Responses 1, 5, and 7 for discussions on costs, economic impact and legal authority. Additionally, see the responses to Comment Letter 39 for further explanation why PR 2305 is not a tax.

Response to Comment 113-2

See the Socioeconomic Impact Assessment and Master Responses 1, 3, 4, 5, and 6 for discussions on costs, air quality benefits, the growth of the warehousing industry, economic impacts, and jobs.

Response to Comment 113-3

The most recent revision to PR 2305, released on April 7, 2021, included a sunset provision in the rule language. PR 2305 will begin to sunset upon U.S. EPA finding that all air basins within South Coast AQMD have attained the 2015 National Ambient Air Quality Standard (NAAQS) for ozone (i.e., 70 parts per billion), and when California Air Resources Board (CARB) has determined that South Coast AQMD has met the state ozone standard (also 70 parts per billion). As stated in previous responses, PR 2305 is not a tax but a regulation, offering compliance flexibility in 32 WAIRE Menu options, a Custom WAIRE Plan, or an optional mitigation fee. See the Socioeconomic Impact Assessment, Master Response 1, 3, 7, 10, and responses to Comment Letters 40, and 44 for discussions on costs, air quality strategy, the mitigation fee, and legal authority. Additionally, see the responses to Comment Letter 39 for further explanation as to why PR 2305 is not a tax.

Response to Comment 113-4

See the Socioeconomic Impact Assessment and Master Responses 4 and 5 for discussions on the growth of the warehousing industry during the COVID-19 pandemic and economic impacts. Thank you for your comments and your interest in the warehouse ISR.

Response to Comment Letter 114 – HD Supply - 4/19/2021

Response to Comment 114-1

The commenter is mistaken in that PR 2305 is neither a tax nor does it lead to increased property taxes. PR 2305 instead is a regulation that provides compliance flexibility in offering 32 WAIRE Menu options, a Custom WAIRE Plan, or an optional mitigation fee which is not a tax. See the Socioeconomic Impact Assessment and Master Responses 1, 5, and 7 for discussions on costs, economic impact and legal authority. Additionally, see the responses to Comment Letter 39 for a further explanation as to why PR 2305 is not a tax.

Response to Comment 114-2

See the Socioeconomic Impact Assessment and Master Responses 1, 3, 4, 5, and 6 for discussions on costs, air quality benefits, the growth of the warehousing industry, economic impacts, and jobs.

Response to Comment 114-3

The most recent revision to PR 2305, released on April 7, 2021, includes a sunset provision in the rule language. PR 2305 will begin to sunset upon U.S. EPA finding that all air basins within South Coast AQMD have attained the 2015 National Ambient Air Quality Standard (NAAQS) for ozone (i.e., 70 parts per billion), and when California Air Resources Board (CARB) has determined that South Coast AQMD has met the state ozone standard (also 70 parts per billion). As stated in previous responses PR 2305 is not a tax as it offers flexibility in 32 WAIRE Menu options, a Custom WAIRE Plan, or an optional mitigation fee. See the Socioeconomic Impact Assessment, Master Response 1, 3, 7, 10, and responses to Comment Letters 40, and 44 for discussions on costs, air quality strategy, the mitigation fee, and legal authority. Additionally, see the responses to Comment Letter 39 for a further explanation as to why PR 2305 is not a tax.

Response to Comment 114-4

See the Socioeconomic Impact Assessment and Master Responses 4 and 5 for discussions on the growth of the warehousing industry during the COVID-19 pandemic and economic impacts. Thank you for your comments and your interest in the warehouse ISR.

Response to Comment Letter 115 – Ryan Ole Hass - 4/7/2021

Response to Comment 115-1

Thank you for your interest in the warehouse ISR development process, and for bringing your comments to our attention. PR 2305 is a part of the targeted strategy to reduce region and local NOx and PM reductions toward meeting the federal ozone standards for 2023 and 2031 and improve public health. See Master Response 3 and 4 for a discussion on the NOx emission reduction strategy, air quality benefits, and the growth of the warehousing industry during the COVID-19 pandemic.

Response to Comment 115-2

See Master Responses 1, 5, and Socioeconomic Impact Assessment for a discussion on the potential costs of PR 2305 and economic impacts.

Response to Comment 115-3

See Master Responses 2a, 2c, and 2d for discussions on feasibility and technology availability.

Response to Comment 115-4

See the Socioeconomic Impact Assessment and Master Responses 4 for discussions on the warehousing industry and economic impacts.

Response to Comment 115-5

See Master Response 6, and the Socioeconomic Impact Assessment for a discussion on jobs.

Response to Comment 115-6

PR 2305 provides flexible compliance options as it offers 32 WAIRE Menu options, a Custom WAIRE Plan, or an optional mitigation fee. See responses to Comment Letter 39 for a further explanation as to why PR 2305 is not a tax.

Response to Comment 115-7

See Master Responses 1, 3, and the Socioeconomic Impact Assessment for discussions on the NOx strategy, air quality benefits, and costs.

Response to Comment 115-8

Thank you for your comments and interest in the warehouse ISR.

Response to Comment Letter 116 – Gregg Pawlik - 4/21/2021

Response to Comment 116-1

PR 2305 is a part of the targeted strategy to reduce region and local NO_x and PM emissions to meet the federal ozone standards for 2023 and 2031 and improve public health. See Master Response 3 and 4 for a discussion on the NO_x emission reduction strategy, air quality benefits, and the growth of the warehousing industry during the COVID-19 pandemic.

Response to Comment 116-2

See Master Responses 1, 5, and Socioeconomic Impact Assessment for a discussion on the potential costs of PR 2305 and economic impacts.

Response to Comment 116-3

See Master Responses 2a, 2c, and 2d for discussions on feasibility and technology availability.

Response to Comment 116-4

See the Socioeconomic Impact Assessment and Master Responses 4 for discussions on the warehousing industry and economic impacts.

Response to Comment 116-5 See Master Response 6, and the Socioeconomic Impact Assessment for a discussion on jobs.

Response to Comment 116-6

PR 2305 is flexible as it offers 32 WAIRE Menu options, a Custom WAIRE Plan, or an optional mitigation fee which we do not believe is a tax. See responses to Comment Letter 39 for discussions on why PR 2305 is not a tax.

Response to Comment 116-7

See Master Responses 1, 3, and the Socioeconomic Impact Assessment for discussions on the NO_x strategy, air quality benefits, and costs.

Response to Comment Letter 117 – Mike Kelso, Trimodal – April 7, 2021

Response to Comment 117-1

The PR 2305 cost analysis relies on CARB's ZE truck price forecast table in Table C-7 of their Advanced Clean Trucks Standardized Regulatory Impact Assessment (SRIA) for ZE Class 8 truck acquisition costs in calendar years 2024-2030.¹⁷³ ZE Class 8 truck acquisition costs for calendar years 2022 and 2023 are calculated by linearly interpolating with the calendar year 2024 price estimate and the 2018 calendar year estimate of \$474,930 quoted in the Appendix H: Draft Advanced Clean Trucks Total Cost of Ownership Discussion Document.¹⁷⁴ ZE truck prices vary considerably based on battery size and duty cycle. The ZE Class 8 price forecast in the SRIA is based on a 400 kWh battery with an estimated 140 mile daily range. Price quotes are expected to vary across truck makers, like with any product. The analysis contained in the Socioeconomic Impact Assessment is meant to be representative of costs faced broadly by warehouse operators under PR 2305.

Response to Comment 117-2

For a discussion of replacing diesel Class 8 trucks with ZE trucks, please see Response to Comment 43-35.

The PR 2305 Second Draft Socioeconomic Impact Assessment dated April 2021 assumes a 42,000 annual mileage for ZE Class 8 trucks compared with the 54,000 annual mileage assumed for Diesel Class 8 and NZE Class 8 trucks. The lower annual mileage for ZE Class 8 trucks results in higher estimates of per mile usage costs and per mile total cost of ownership for ZE Class 8 trucks (when compared to the ZE Class 8 trucks with a 54,000 annual range as was assumed in the PR 2305 Draft Socioeconomic Impact Assessment dated March 2021).

Response to Comment 117-3

This comment cites that some customers are looking at alternative ports due to rising rents (which have grown even more than stated by the commenter). The 30% cited by the commenter is not consistent with estimates calculated in the Socioeconomic Impact Assessment and Final Staff Report. That analysis found that for most scenarios the costs would increase by no more than \$0.23/sf/yr, with a worst case of \$0.83/sf/yr. Current rents are about \$10-\$11/sf/yr, and have risen about \$0.50/sf/yr. PR 2305 is expected to impose about 0.5% increase in overall operating costs. Although some customers may be pursuing alternative ports, warehousing overall is growing in South Coast AQMD more than in other regions and larger market forces routinely shift where customers decide to ship goods. Vacancies are very low, even with increasing rents and millions of square feet of new buildings being introduced every year. A study of warehouse relocations was conducted by a third party, and then peer reviewed by an independent reviewer. The analysis concluded warehouses would not relocate to other locations with compliance costs at the level imposed by PR 2305. Although global trade flows shift regularly, this shifting is due to larger macroeconomic forces beyond local regulations and local costs (see Final Staff Report, Chapter 3, Rule Stringency section).

¹⁷³ <https://ww3.arb.ca.gov/regact/2019/act2019/appc.pdf>

¹⁷⁴ <https://ww3.arb.ca.gov/regact/2019/act2019/apph.pdf>

Response to Comment Letter 118 - Manuel A. Mancha, City of Moreno Valley Community Development Director – March 16, 2021

Response to Comment 118-1

South Coast AQMD staff recognizes the complexity of the scenario and cost modeling considered in the Draft Socioeconomic Impact Assessment for PR 2305. For more traditional proposed or proposed amended rules, the costs are more straightforward, as they cover mainly facilities known by South Coast AQMD staff, the actions expected to comply are more certain, and the costs of those actions are fairly easily estimated. Each of these factors is highly uncertain in PR 2305, e.g. which warehouse operators are affected, which actions each warehouse operator takes to comply, and how costly each compliance action turns out to be. Therefore, it is reasonable the scenario and cost estimation performed in the Draft Socioeconomic Impact Assessment is complicated.

One way South Coast AQMD staff attempted to make the analysis less complicated, was to present hypothetical compliance “scenarios.” South Coast AQMD staff has developed, modeled, and estimated the costs and health benefits of 19 different compliance scenarios. See Response to Comments 43-2 for additional discussion on the use of scenario modeling for menu-based points systems. For a summary of potential impacts, the commenter is referred to Tables 26 to 31, and 42 in the Socioeconomic Impact Assessment, and Table 20 of the Final Staff Report.

Response to Comment 118-2

South Coast AQMD staff has estimated administrative costs, including those for reporting requirements of PR 2305, and included them into the cost estimates presented in the Draft Socioeconomic Impact Assessment. Since the comment was submitted, PR 2305 was updated to provide more flexibility for warehouse operators to use methods already in place to track truck activity at their warehouses (e.g., for security purposes). In PR 2305 (d)(1)(B), operators are now only required to count trucks using a ‘verifiable and representative’ method, rather than the more stringent method that required a ‘contemporaneous record’ in PR 2305 when the commenter submitted this letter. Staff tried to ensure the administrative cost assumptions are conservative in both the time required to complete each task and the per-hour salary cost to facilities. Moreover, many of the administrative costs, such as camera installations and truck tracking, are already in place at many existing PR 2305 warehouse facilities.

Response to Comment Letter 119 – Cora Went - 4/16/2021

Response to Comment 97-1

Thank you for your participation in the rule development process and your comments in support of a warehouse ISR. And thank you for your testimony on the impacts of air pollution.

Response to Comment Letter 120 – PWF, LAANE, OCCORD, and WWRC - 04/23/2021

Response to Comment 120-1

Thank you for your interest in the warehouse ISR development process, and for bringing your comments to our attention. PR 2305 is designed to reduce NO_x and PM emissions to attain the federal ozone standards for 2023 and 2031 while facilitating implementation of other regulations, and improving public health in the communities surrounding warehouses. We also recognize that the warehouse industry has been growing for several years and even during the COVID-19 pandemic.

South Coast AQMD staff's recommended stringency for the rule is 0.0025 WAIRE Points per WATT phased in over three-years. The recommended stringency was determined considering the analysis of 19 WAIRE Menu based scenarios that looked at emission reductions and costs, the potential for limited availability of WAIRE Menu options at higher stringencies, the warehouse relocation study commissioned by South Coast AQMD, and the ports' study on the Clean Truck Rate program. The stringency factor of 0.0025 WAIRE Points per WATT is expected to result in significant emission reductions and no warehouse relocations. The proposed stringency can result in significant emission reductions of approximately 10-15% of the baseline for NO_x, and South Coast AQMD staff will routinely report back to the Board to evaluate the efficacy of the rule. The emission reductions from PR 2305 would help address the disproportionate burden of air pollution in the communities neighboring warehouses and reduce emissions. See also Response to Comment 40-42.

Response to Comment 120-2

Thank you for sharing your insights into the warehousing market in our region. Staff agrees that the industry is robust, and is expected to continue to grow if PR 2305 is approved. See Master Responses 4, 5, and the Socioeconomic Impact Assessment for discussions on the growth of the warehousing industry during the COVID-19 pandemic and economic impacts on the warehousing industry.

Response to Comment 120-3

South Coast AQMD Staff evaluated the range of warehouse sizes and determined that the largest warehouses have greater emissions than smaller warehouses. If PR 2305 is approved, it will require that South Coast AQMD compliance staff verify compliance for about another 3,320 facilities. It is important to ensure that the program is properly administered before increasing its scope to include many thousands of new facilities. For example, there are a total of about 52,000 industrial properties of any size in South Coast AQMD. Staff will provide annual reports to the Mobile Source Committee of the Board and will recommend potential amendments to the rule if necessary, including considerations of changing the building size threshold.

Response to Comment 120-4

The staff recommended stringency of PR 2305 is 0.0025 WAIRE Points per WATT. See Response to Comment 120-1 for additional discussion of stringency.

Response to Comment 120-5

Thank you for your comment and your interest in the warehouse ISR.

Response to Comment Letter 121 – Lee & Associates – 4/27/2021

Response to Comment 121-1

Thank you for your interest in the warehouse ISR development process, and for bringing your comments to our attention. PR 2305 is a part of the targeted strategy to reduce region and local NO_x and PM emissions to meet the state and federal air quality standards and improve public health. The most recent version of the PR 2305 rule language released April 7, 2021 addresses the commenter's concerns regarding rule implementation dates. The first compliance date requiring the submission of the Warehouse Operations Notification is September 1, 2021, an informational report to be submitted by the warehouse owner requiring basic warehouse information including the square footage information on the warehouse, the tenant(s), lease duration, and contact information. The first compliance period for the largest warehouse operators to earn WAIRE Points begins on January 1, 2022. Warehouses will be phased into PR 2305 based on size over three years and once in, there is a three-year phase-in of the rule stringency. See Master Responses 3 and 4 for discussions on the strategy of PR 2305 to reduce emissions and the warehousing industry's growth during the COVID-19 pandemic.

Response to Comment 121-2

The potential costs stated by the commenter are inaccurate, as the potential cost ranges are significantly lower. Further, while there have been economic impacts during the COVID-19 pandemic, the warehousing industry has continued to grow substantially during this time due to the increase in cargo volumes. See Master Responses 1, 5, and Socioeconomic Impact Assessment for a discussion on the potential costs of PR 2305 and economic impacts.

Response to Comment 121-3

See Master Responses 2a through 2c for discussions on feasibility.

Response to Comment 121-4

See Master Response 2d for a discussion of available technology on the WAIRE Menu.

Response to Comment 121-5

See the Socioeconomic Impact Assessment and Master Responses 4 for discussions on the warehousing industry and economic impacts.

Response to Comment 121-6

See Master Responses 4, 5, 6, and the Socioeconomic Impact Assessment for discussions on jobs and economic uncertainty related to goods movement during the COVID-19 pandemic.

Response to Comment 121-7

See Master Response 6 and the Socioeconomic Impact Assessment for a discussion on the jobs impacts of PR 2305.

Response to Comment 121-8

See Master Response 7 and Responses to Comment Letters 39, 40, 44, and 106 for discussion of South Coast AQMD legal authority. As explained in the Responses to Comment Letter 44, PR 3205 does not regulate trucks or trucking companies, but rather is an indirect source regulation that applies to warehouses. A regulation might violate the commerce clause if it imposes burdens on interstate commerce that so outweigh the regulation's benefits that the regulation is unreasonable or irrational. *Pacific Merchant Shipping Ass'n. v. Goldstene*, 639 F. 3d 1154, 1177 (9th Cir. 2011). The comment fails to articulate facts to show that this is the case for PR 2305.

Response to Comment 121-9

Thank you for your interest in the warehouse ISR and your comments. This letter and responses will be available for review by South Coast AQMD Governing Board members.

Response to Comment Letter 122 – Logistics Property Co (10 letters) – 4/28/2021

NOTE: There are 10 identical letters from 10 different Logistics Property Co signatories (Vince Pergande, Robert Hefferman, Mark Glagola, Irma Sahagun, Grace Hidalgo, Cameron Pybus, Jeanne Sok, Maria Peralta, James G. Martell, and William Peltin)

Response to Comment 122-1

Thank you for your interest in the warehouse ISR development process, and for bringing your comments to our attention. PR 2305 is a part of the targeted strategy to reduce region and local NOx and PM emissions to meet the federal ozone standards for 2023 and 2031 and improve public health. The most recent version of the PR 2305 rule language released April 7, 2021 addresses the commenter's concerns regarding rule implementation dates. The first compliance date requiring the submission of the Warehouse Operations Notification is September 1, 2021, an informational report to be submitted by the warehouse owner requiring basic warehouse information including the square footage information on the warehouse, the tenant(s), lease duration, and contact information. The first compliance period for the largest warehouse operators to earn WAIRE Points begins on January 1, 2022. Warehouses will be phased into PR 2305 based on size over three years and once in, there is a three-year phase-in of the rule stringency. See Master Responses 3 and 4 for discussions on the strategy of PR 2305 to reduce emissions and the warehousing industry's growth during the COVID-19 pandemic.

Response to Comment 122-2

The potential costs stated by the commenter are inaccurate, as the potential cost ranges are significantly lower. Further, while there have been economic impacts during the COVID-19 pandemic, the warehousing industry has continued to grow substantially during this time due to the increase in cargo volumes. See Master Responses 1, 5, and Socioeconomic Impact Assessment for a discussion on the potential costs of PR 2305 and economic impacts.

Response to Comment 122-3

See Master Responses 2a through 2c for discussions on feasibility.

Response to Comment 122-4

See Master Response 2d for a discussion of available technology on the WAIRE Menu.

Response to Comment 122-5

See the Socioeconomic Impact Assessment and Master Responses 4 for discussions on the warehousing industry and economic impacts.

Response to Comment 122-6

See Master Responses 4, 5, 6, and the Socioeconomic Impact Assessment for discussions on jobs and economic uncertainty related to goods movement during the COVID-19 pandemic.

Response to Comment 122-7

See Master Response 6 and the Socioeconomic Impact Assessment for a discussion on the jobs impacts of PR 2305.

Response to Comment 122-8

See Master Response 7 and Responses to Comment Letters 39, 40, 44, and 106 for discussion of South Coast AQMD legal authority. As explained in the Responses to Comment Letter 44, PR 3205 does not regulate trucks or trucking companies, but rather is an indirect source regulation that applies to warehouses. A regulation might violate the commerce clause if it imposes burdens on interstate commerce that so outweigh the regulation's benefits that the regulation is unreasonable or irrational. *Pacific Merchant Shipping Ass'n. v. Goldstene*, 639 F. 3d 1154, 1177 (9th Cir. 2011). The comment fails to articulate facts to show that this is the case for PR 2305.

Response to Comment 122-9

Thank you for your interest in the warehouse ISR and your comments. This letter and responses will be available for review by South Coast AQMD Governing Board members.

Response to Comment Letter 123 – Great Buy Products - 4/9/2021

Response to Comment 123-1

The commenter's concern that PR 2305 will lead to increased property taxes is incorrect. PR 2305 is an air quality regulation that provides flexible compliance options by offering 32 WAIRE Menu options, a Custom WAIRE Plan, or an optional mitigation fee to comply. See the Socioeconomic Impact Assessment and Master Responses 1, 5, and 7 for discussions on costs, economic impact and legal authority. Additionally, see the responses to Comment Letter 39 for discussions on why PR 2305 is not a tax.

Response to Comment 123-2

See the Socioeconomic Impact Assessment and Master Responses 1, 3, 4, 5, and 6 for discussions on costs, air quality benefits, the growth of the warehousing industry, economic impacts, and jobs.

Response to Comment 123-3

The most recent revision to PR 2305, released on April 7, 2021, includes a sunset provision in the rule language. PR 2305 will begin to sunset upon the U.S. EPA finding that all air basins within South Coast AQMD have attained the 2015 National Ambient Air Quality Standard (NAAQS) for ozone (i.e., 70 parts per billion), and when the California Air Resources Board (CARB) has determined that South Coast AQMD has met the state ozone standard (also 70 parts per billion). As stated in previous responses PR 2305 does not increase taxes. Instead, PR 2305 is a flexible air quality regulation offering 32 WAIRE Menu options, a Custom WAIRE Plan, or an optional mitigation fee. See the Socioeconomic Impact Assessment, Master Response 1, 3, 7, 10, and responses to Comment Letters 40, and 44 for discussions on costs, air quality strategy, the mitigation fee, and legal authority. Additionally, see the responses to Comment Letter 39 for discussions on why PR 2305 is not a tax. Also, the options to comply with PR 2305 are not arbitrary, as each compliance option addresses emissions associated with warehouses.

Response to Comment 123-4

See the Socioeconomic Impact Assessment and Master Responses 4 and 5 for discussions on the growth of the warehousing industry during the COVID-19 pandemic and economic impacts. Thank you for your comments and your interest in the warehouse ISR.

Response to Comment Letter 124 – Rexford Industrial - 4/9/2021

Response to Comment 124-1

The commenter is incorrect, PR 2305 will not result in the increase of property taxes. PR 2305 is instead an air quality regulation that provides flexibility by offering 32 WAIRE Menu options, a Custom WAIRE Plan, or an optional mitigation fee to comply. See the Socioeconomic Impact Assessment and Master Responses 1, 5, and 7 for discussions on costs, economic impact and legal authority. Additionally, see the responses to Comment Letter 39 for discussions on why PR 2305 is not a tax.

Response to Comment 124-2

See the Master Responses 3 and 8 for discussions on air quality benefits and concerns on duplicative regulatory effort. Staff appreciates that the commenter has used innovative leasing and business models to drive environmental initiatives. This same kind of innovative approach can be useful for warehouse operators to comply with PR 2305.

Response to Comment 124-3

PR 2305 is not a tax nor does it lead to increased property taxes. PR 2305 provides flexible compliance pathways in offering 32 WAIRE Menu options, a Custom WAIRE Plan, or an optional mitigation fee,. See the Socioeconomic Impact Assessment and Master Responses 1, 2a, 2c, and 5 for discussions on costs, feasibility, and economic impacts. Additionally, see the responses to Comment Letter 39 for discussions on why PR 2305 is not a tax.

Staff notes that the commenter's most recent financial report was published since the comment letter was submitted.¹⁷⁵ This report shows that even with PR 2305 in place that they project vacancy in their property portfolio to go down in the future, and same property income to increase. Another recent projection by the commenter's firm found that rents are projected to grow over the next five years by 41% in LA County.¹⁷⁶ These projections are consistent with the analysis in the Socioeconomic Impact Assessment that while there will be costs with PR 2305, the industry is expected to be able to absorb increasing costs as part of their normal business and that it will continue to grow. The potential monetized public health benefit of PR 2305 is expected to be about three times higher than the compliance costs for most scenarios that were analyzed in the Final Staff Report.

Response to Comment 124-4

See the Socioeconomic Impact Assessment and Master Responses 4 and 5 for discussions on the growth of the warehousing industry and economic impacts.

¹⁷⁵ https://s21.q4cdn.com/234859041/files/doc_financials/2021/q1/REXR-Q1-2021-Earnings-Release-FINAL.pdf

¹⁷⁶ https://s21.q4cdn.com/234859041/files/doc_presentations/2021/Final-2021-Rexford-Citi-Investor-Presentation.pdf

Response to Comment Letter 125 – Clean Energy - 04/27/2021

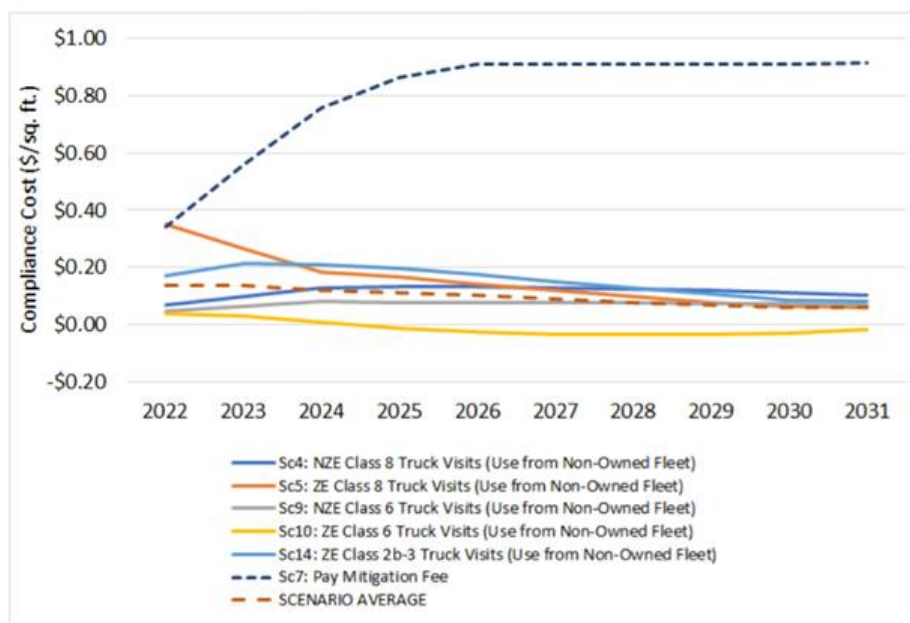
Response to Comment 125-1

The commenter did not state the entire purpose of PR 2305. The purpose, as stated in PR 2305 (a) is:

The purpose of this rule is to reduce local and regional emissions of nitrogen oxides and particulate matter, and to facilitate local and regional emission reductions associated with warehouses and the mobile sources attracted to warehouses in order to assist in meeting state and federal air quality standards for ozone and fine particulate matter.

PR 2305 is a unique rule compared to other more traditional stationary source rules. There are many air quality needs that PR 2305 is trying to address (see Air Quality Need section in Chapter 1 of the Final Staff Report), many complementary policies and regulations in development, albeit with longer timelines, and a large and diverse industry with differing needs. PR 2305 is therefore designed to be flexible, while meeting the region's air quality needs. An important consideration with any regulatory development is cost, and PR 2305 is no different. With the flexibility allowed in PR 2305, costs are a reasonable common metric for all compliance actions that can serve as a proxy for the level of effort of a warehouse operator. These costs have therefore been built into the very structure of the WAIRE Points system. The end result is a simplified menu of compliance options that facilitates smoother administration and implementation across all WAIRE Menu items. PR 2305 is expected to result in near term emission reductions, as early as 2022-2023. These near term reductions are expected to occur because warehouse operator's are expected to choose the most cost-effective approach to compliance. As shown in Figure 16 of the Final Staff Report (copied below), NZE class 8 truck visits (Sc. 4) are more cost effective than ZE class 8 truck visits (Sc. 5) until about 2027.

Figure 16: Potential Bounding Analysis Costs from Truck Visits from a Non-owned Fleet



Because of the structure of PR 2305 including costs together with emission reductions in the WAIRE Points system, this cheaper scenario result in greater NO_x emission reductions for

NZE class 8 trucks. For example, Scenario 4 (NZE trucks) results in 2.5 tons per day while Scenario 5 (ZE trucks) results in only 2.3 tons per day in 2024 (Table 15 of the Final Staff Report). Warehouse operators are anticipated to gravitate towards the lower cost options of compliance that fits within their operational needs. In the early years, this is expected to be NZE trucks, and the WAIRE Points system encourages this outcome. This also appears to be the goal of the commenter.

Response to Comment 125-2

See Response to Comment 125-1. PR 2305 is designed to achieve emission reductions faster than CARB regulations, including achieving emission reductions in the 2022-2023 timeframe, and in the 2031 timeframe as shown in Table 15 of the Final Staff Report.

Response to Comment 125-3

There are other significant benefits of the current WAIRE Points system's structure in addition to those discussed in Response to Comment 125-1 and 2 above. PR 2305 is different than traditional rules in that it applies to indirect sources, who can have a critical and unique role to play in the transformation of the truck fleet. In particular, on the path to zero emissions trucks in the coming decade, charging and fueling infrastructure could present a significant obstacle. PR 2305 encourages its development at sites that make the most sense to warehouse operators. By including costs in the WAIRE Points system, the installation of the ZE infrastructure can earn WAIRE Points on its own, without needing to wait for it to be utilized. This is an important consideration as these ZE infrastructure projects can take 1-2 years to complete, or more. At the same time, the warehousing industry is dynamic, and short term leases of 3-5 years are common. With approximately 2,900 warehouses required to earn WAIRE Points, it is important that compliance occur over a short period, in this case annually, to ensure that PR 2305 applies equally to all warehouse operators given the significant expected turnover. If costs are taken out of the WAIRE Points system, then it is not clear how installing ZE charging/fueling infrastructure could earn any WAIRE Points until it was used. Given the potentially significant costs and effort associated with these kinds of projects, this effectively discourages the eventual transition to ZE trucks.

Finally, including costs in the WAIRE Points system allows the acquisition and usage of vehicles/equipment to earn WAIRE Points independently. Because of this approach, existing incentive programs should be able to work within the regulatory format of PR 2305. The dynamic of allowing incentives to work within a regulation is unique, but an important consideration given the substantially higher costs of the technologies included in the WAIRE Menu, whether NZE or ZE. By allowing operators to use apply for and use incentive funding, they will be able to reduce the cost of implementation and get more NZE and ZE trucks on the road faster. With increased demand for incentives, it is also possible that the level of incentive funding may be able to be lowered and spread among more award recipients, thus spreading the benefits of the incentives to a broader population.

By removing the cost component from the WAIRE Points system, it is not clear that incentives could still be used in the program and there would be less encouragement of the installation of ZE charging/fueling infrastructure. Both of these outcomes would make PR 2305 a less effective rule. Finally, as a procedural matter this kind of fundamental reshaping of the rule

would likely result in many months of delay to redo from scratch the analysis in the Final Staff Report, Socioeconomic Impact Assessment, and Environmental Assessment. This would also result in a delay of emission reductions.

Response to Comment 125-4

Thank you for your comments and interest in the warehouse ISR.

Response to Comment Letter 126 – Vogel Properties - 4/19/2021

NOTE: Should this Comment Letter have any CEQA concerns, the Final EA can be found in Attachment J.

Response to Comment 126-1

Thank you for your interest in the warehouse ISR development process, and for bringing your comments to our attention. Most of the requirements of PR 2305 are the responsibility of the warehouse operator as they have day to day control of the operations that are the source of emissions. However, as the warehouse owner has unique knowledge about the tenants and leases the warehouse operator is required to submit a Warehouse Operations Notification (WON) which provides basic information on the size of the warehouse, information on the current and previous tenants, lease terms, and square footage leased. If adopted, the WON is due September 1, 2021 and each time there are new tenants or renovations to the warehouse that changes the rentable building area. As the warehousing industry is dynamic, only the warehouse owner would have the most accurate information South Coast AQMD compliance staff would need regarding their building. Very limited reporting is required of the warehouse owner unless they are also the operator, or they wish to exercise the provision of earning WAIRE Points on behalf of the warehouse operator. Regarding the commenters statement of a vacant warehouse, a WON would still be required to report the size of the warehouse and the last tenant.

Response to Comment 126-2

PR 2305 seeks to reduce regional and local NOx and PM emissions to meet attainment of the federal and state air quality standards for ozone and PM, using the authority granted to us. The goods movement sector is the source of more than half of the NOx emissions that cause ozone and trucks are the largest source, and the warehousing category is the largest facility-based sector contributing to those emissions.¹⁷⁷ See Master Response 4 and 7 for discussions on the growth of the warehousing industry and the South Coast AQMD legal authority.

Response to Comment 126-3

If a warehouse operator is concerned with the potential for grid impacts they may choose a different option in the WAIRE Menu, or implement a site-specific Custom Plan, or pay a mitigation fee. Local utility programs are also expanding to address the need for charging infrastructure for heavy duty vehicles.¹⁷⁸ While the local distribution grid at every site may have its own constraints, an analysis by the California Energy Commission determined that the load added to the grid from even wider adoption of truck electrification than PR 2305 would ever require is only about 1-2% higher than their ‘mid-case’ projection, and less than their ‘high-case’ projection. See pg. 78 of the Final Staff Report and Response to Comment 1.11 in the Final Environmental Assessment Appendix X for additional discussion.

¹⁷⁷ <http://www.aqmd.gov/docs/default-source/Agendas/Governing-Board/2018/2018-may4-032.pdf>

¹⁷⁸ Example: <https://crt.sce.com/overview>

Response to Comment 126-4

South Coast AQMD sponsored a study on the potential relocation of warehouses due to regulation. The study found that at the stringency proposed there are no warehouses expected to relocate. In fact, the warehousing industry continues to grow maintaining a low vacancy rate of 4% even as rates are increasing annually, due to the close proximity to the San Pedro Bay ports, developed transportation infrastructure, and a large workforce. See Master Response 4, 5, and the Socioeconomic Impact Assessment for discussions on the growth of the warehousing industry during the COVID-19 pandemic and economic impacts. Thank you for your comments and your interest in the warehouse ISR.

ATTACHMENT J

SOUTH COAST AIR QUALITY MANAGEMENT DISTRICT

Final Environmental Assessment for Proposed Rule 2305 – Warehouse Indirect Source Rule – Warehouse Actions and Investments To Reduce Emissions (WAIRE) Program and Proposed Rule 316 – Fees for Rule 2305

April 2021

State Clearinghouse No. 2020110225
South Coast AQMD No. 11132020RB

Executive Officer
Wayne Nastri

Deputy Executive Officer
Planning, Rule Development and Area Sources
Sarah L. Rees, Ph.D.

Assistant Deputy Executive Officer
Planning, Rule Development and Area Sources
Ian MacMillan

Assistant Deputy Executive Officer
Planning, Rule Development and Area Sources
Susan Nakamura

Prepared By:	Ryan Bañuelos	Air Quality Specialist
	Alina Mullins	Air Quality Specialist
	Lijin Sun	Program Supervisor
	PlaceWorks Inc.	

Reviewed By:	Victor Juan	Program Supervisor
	Barbara Radlein	Program Supervisor
	Farimah Shirmohammadi, Ph.D.	Air Quality Specialist
	Jillian Wong, Ph.D.	Planning and Rules Manager, CEQA
	Barbara Baird	Chief Deputy Counsel
	Veera Tyagi	Principal Deputy District Counsel
	Shute, Mihaly & Weinberger LLP	

PREFACE

This document constitutes the Final Environmental Assessment (EA) for Proposed Rule 2305 – Warehouse Indirect Source Rule – Warehouse Actions and Investments to Reduce Emissions (WAIRE) Program and Proposed Rule 316 – Fees for Rule 2305. An Initial Study (IS) was circulated for a 32-day public review and comment period from November 13, 2020 to December 15, 2020 and 12 comment letters were received during the comment period, one comment was received with regards to the California Environmental Quality Act (CEQA) at the CEQA Scoping Meeting, and one comment letter was received after the close of the 32-day comment period. The comments and responses relative to the IS were included in Appendix C of the Draft EA. A Draft EA was circulated for a 45-day public review and comment period from January 26, 2021 to March 12, 2021 and four comment letters were received during the comment period and three comment letters were received after the close of the comment period. The comments and responses relative to the Draft EA are included in Appendix E of this Final EA.

Analysis of Proposed Rule (PR) 2305, the associated mitigation fee program, and PR 316 (also referred to as the proposed project or the WAIRE Program) in the Draft EA indicated that while reducing NO_x emissions is an environmental benefit, significant and unavoidable adverse direct and/or indirect environmental impacts may occur for the following environmental topic areas: 1) aesthetics; 2) agriculture and forestry resources; 3) air quality and greenhouse gas emissions; 4) biological resources; 5) cultural resources; 6) energy; 7) geology and soils; 8) hazardous materials and solid and hazardous waste; 9) hydrology and water quality; 10) mineral resources; 11) noise; 12) transportation; and 13) utilities and service systems. Since significant adverse impacts were identified, an alternatives analysis and mitigation measures were included in the Final EA (CEQA Guidelines Sections 15126.4 and 15126.6).

In addition, subsequent to the release of the Draft EA for public review and comment, minor modifications were made to PR 2305 and PR 316. The minor modifications include: 1) the revision of various reporting and compliance dates; 2) rewording and renumbering of rule language; 3) the revision of provisions for clarity; 4) the addition of provisions to the exemptions; 5) the inclusion of a sunset date for the rule when federal and state ozone standards are met; and 6) near zero emission (NZE) yard trucks allowed as an option under Custom WAIRE Plans. To facilitate identification of the changes between the Draft EA and the Final EA, modifications to the document are included as underlined text and text removed from the document is indicated by ~~strikethrough text~~. To avoid confusion, minor formatting changes are not shown in underline or strikethrough mode.

Subsequent to the release of the Draft EA for public review and comment, modifications were made to PR 2305 and PR 316 and some of the revisions were made in response to verbal and written comments received during the rule development process. Staff has reviewed the modifications to PR 2305 and PR 316 and concluded that none of the revisions constitute significant new information, because: 1) no new significant environmental impacts would result from the project or from a new mitigation measure proposed to be implemented; 2) there is no substantial increase in the severity of an environmental impact; 3) no other feasible project alternative or mitigation measure was identified that would clearly lessen the environmental impacts of the project and was considerably different from others previously analyzed and, 4) the Draft EA did not deprive the public from meaningful review and comment. In addition, revisions to the proposed project in response to verbal or written comments during the rule development process would not create new, unavoidable significant effects. As a result, these revisions to the Draft EA merely clarify, amplify, or make insignificant modifications which do not require

recirculation of the Draft EA pursuant to CEQA Guidelines Sections 15073.5 and 15088.5. Therefore, the Draft EA has been revised to include the aforementioned modifications such that it is now the Final EA for PR 2305 and PR 316.

**SOUTH COAST AIR QUALITY MANAGEMENT DISTRICT
GOVERNING BOARD**

CHAIRMAN: DR. WILLIAM A. BURKE
Speaker of the Assembly Appointee

VICE CHAIRMAN: BEN BENOIT
Mayor Pro Tem, Wildomar
Cities of Riverside County

MEMBERS:

LISA BARTLETT
Supervisor, Fifth District
County of Orange

JOE BUSCAINO
Council Member, 15th District
City of Los Angeles Representative

MICHAEL A. CACCIOTTI
Mayor Pro Tem, South Pasadena
Cities of Los Angeles County/Eastern Region

VANESSA DELGADO
Senate Rules Committee Appointee

GIDEON KRACOV
Governor's Appointee

SHEILA KUEHL
Supervisor, Third District
County of Los Angeles

LARRY MCCALLON
Mayor Pro Tem, Highland
Cities of San Bernardino County

V. MANUEL PEREZ
Supervisor, Fourth District
County of Riverside

REX RICHARDSON
Vice Mayor, City of Long Beach
Cities of Los Angeles County/Western Region

CARLOS RODRIGUEZ
Mayor Pro Tem, Yorba Linda
Cities of Orange County

JANICE RUTHERFORD
Supervisor, Second District
County of San Bernardino

EXECUTIVE OFFICER:
WAYNE NASTRI

ACRONYMS

3PL	Third-party logistics provider
AB	Assembly Bill
ACEC	Area of Critical Environmental Concern
ACT	Advanced Clean Trucks
ALUC	Airport Land Use Commission
APS	Alternative Planning Strategy
AQMP	Air Quality Management Plan
AR4	Fourth Assessment Report
ARA	Air Resource Advisors
ATCM	Airborne Toxic Control Measure
ATCP	Air Toxics Control Plan
BAER	Burned Area Emergency Response
BAU	Business as usual
BCO	Beneficial Cargo Owner
BLM	Bureau of Land Management
BMPs	Best management practices
CAA	Clean Air Act
CAFÉ	Corporate Average Fuel Economy
CARB	California Air Resources Board
CalEPA	California Environmental Protection Agency
CALGreen	California Green Building Standards Code
CAL FIRE	California Department of Forestry and Fire Protection
CAMP	Community Air Monitoring Plans
CAP	Criteria air pollutant
CBC	California Building Code
CBSC	California Building Standards Code
CC	California Code of Regulations
CCAA	California Clean Air Act

CCP	Clean Communities Plan
CEC	California Energy Commission
CERP	Community Emission Reduction Plan
CEQA	California Environmental Quality Act
CFC	California Fire Code
CFR	Code of Federal Regulations
CGP	Construction General Permit
CH ₄	Methane
CHE	Cargo handling equipment
CO	Carbon monoxide
CO ₂	Carbon Dioxide
CO ₃ eq	Carbon Dioxide-Equivalent
CGS	California Geologic Survey
CNEL	Community Noise Equivalent Level
CPUC	California Public Utilities Commission
CSC	Community Steering Committee
CTC	California Transportation Commission
CTP	Countywide Transportation Plan
CWA	Clean Water Act
dBA	Decibel
DECS	Diesel emission control strategy
DPM	Diesel particulate matter
DTSC	Department of Toxic Substances Control
EA	Environmental Assessment
EAP	Emergency Action Plans
EJ	Environmental Justice
EJAG	Environmental Justice Advisory Group
ENSO	El Niño-Southern Oscillation
EWP	Emergency Watershed Protection
FBMSM	Facility-Based Mobile Source Measure

FEMA	Federal Emergency Management Agency
FHA	Federal Housing Administration
FHSZ	Fire Hazard Severity Zones
FIRM	Federal Insurance Rate Map
FMMP	Farmland Mapping and Monitoring Program
FY	Fiscal year
GDP	Gross Domestic Product
GHG	Greenhouse gas
GSAs	Groundwater Sustainability Agencies
GSE	Ground support equipment
GVWR	Gross vehicle weight rating
Gwh	Gigawatt-hours
GWP	Global Warming Potential
HCP	Habitat Conservation Plan
HFC	Hydrofluorocarbons
IEPR	Integrated Energy Policy Report
IOUs	Investor owned utilities
IS	Initial Study
ISR	Indirect Source Rule
ISTEA	Intermodal Surface Transportation Efficiency Act
IWMP	Integrated Waste Management Plan
LADWP	Los Angeles Department of Water and Power
LA Metro	Los Angeles County Metropolitan Transportation Authority
LCFS	Low carbon fuel standard
LESA	Land evaluation and site assessment
LEV	Low-Emission Vehicle
LID	Low impact development
Li-ion	Lithium ion
LNG	Liquified Natural Gas
LPG	Liquified Petroleum Gas

LRA	Local responsibility areas
L RTP	Long Range Transportation Plan
MATES	Multiple Air Toxics Exposure Study
MDAB	Mojave Desert Air Basin
MEA	Membrane electrode assembly
MPAH	Master Plan of Arterial Highways
MPO	Metropolitan planning organization
MOB	Mobile Source Control Measures
MRZ	Mineral Resource Zone
MS4	Municipal Separate Storm Sewer Systems
Mwh	Megawatt-hours
MY	Model year
NAAQS	National Ambient Air Quality Standards
NAHC	Native American Heritage Commission
NHTSA	National Highway Traffic Safety Administration
NiCad	Nickel cadmium
NiMH	Nickel metal hydride
NPDES	National Pollution Discharge Elimination System
NO ₂	Nitrogen dioxide
NOP	Notice of Preparation
NO _x	Oxides of nitrogen
NRCS	National Resource Conservation Service
NRHP	National Register of Historic Places
NZE	Near-zero emissions
O ₃	Ozone
OCTA	Orange County Transportation Authority
ODS	Ozone Depleting Substances
OEHHA	Office of Environmental Health Hazard Assessment
OPR	Office of Planning and Research
OSHA	Occupational Safety and Health Administration

PALs	Plantwide applicability limitations
PDO	Pacific Decadal Oscillation
PEM	Polymer electrolyte membrane
PHEV	Plug-in hybrid electric vehicles
PM	Particulate matter
PM2.5	Particulate matter with an aerodynamic diameter of 2.5 microns or less
PM10	Particulate matter with an aerodynamic diameter of 10 microns or less
PPV	peak particle velocity
PR	Proposed Rule
PSD	Prevention of Significant Deterioration
RCRA	Resource Conservation and Recovery Act
RCTC	Riverside County Transportation Commission
RELs	Reference Exposure Levels
RFS	Renewable Fuel Standard
<u>RNG</u>	<u>Renewable Natural Gas</u>
RPS	Renewables Portfolio Standard
RTAC	Regional Targets Advisory Committee
RTP/SCS	Regional Transportation Plan/ Sustainable Communities Strategy
RWQCB	Regional Water Quality Control Board
SAFETEA-LU	Safe, Accountable, Flexible, Efficient Transportation Equity Act: A Legacy for Users
SB	Senate Bill
SBCTA	San Bernardino County Transportation Authority
SCAB	South Coast Air Basin
SCAG	Southern California Association of Government's
SCE	Southern California Edison
SCS	Sustainable Communities Strategy
SIP	State Implementation Plan
SGMA	Sustainable Groundwater Management Act
SMJUs	Small and Multi-Jurisdictional Utilities

SQFT	Square feet
SOON	Surplus Off-Road Opt-In for NOx
South Coast AQMD	South Coast Air Quality Management District
SOx	Oxides of sulfur
SRA	State responsibility area
SRTP	Short Range Transit Plan
SSAB	Salton Sea Air Basin
SSLA	Small Sealed Lead Acid
SWPPP	Stormwater Pollution Prevention Plan
TAC	Toxic air contaminant
TEA-21	Transportation Equity Act for the 21st Century
TMDL	Total maximum daily load
TRU	Transport refrigeration unit
USACE	United States Army Corps of Engineers
U.S. EPA	United States Environmental Protection Agency
U.S. FS	United States Forest Service
UST	Underground storage tank
VdB	Vibration decibels
VMT	Vehicle miles traveled
VOC	Volatile organic compounds
WAIRE	Warehouse Actions and Investments to Reduce Emissions
WATTs	Weighted annual truck trips
WFAQRP	Wildland Fire Air Quality Response Program
WPCO	Warehouse Points Compliance Obligation
WQMP	Water Quality Management Plan
ZE	Zero emissions

TABLE OF CONTENTS

EXECUTIVE SUMMARY	ES-1
SUMMARY OF CHAPTER 1 - BACKGROUND	ES-1
SUMMARY OF CHAPTER 2 – PROPOSED PROJECT	ES-1
SUMMARY OF CHAPTER 3 – EXISTING SETTING	ES-1
Air Quality and Greenhouse Gas Emissions.....	ES-1
Energy	ES-2
Hazardous Materials and Solid and Hazardous Wastes.....	ES-2
Transportation	ES-2
Other Impact Areas	ES-2
SUMMARY OF CHAPTER 4 – ENVIRONMENTAL IMPACT ANALYSIS AND MITIGATION MEASURES	ES-3
Potential Environmental Impacts Found to Be Significant.....	ES-3
Potential Environmental Impacts Found Not to Be Significant.....	ES-3
SUMMARY OF CHAPTER 5 – ALTERNATIVES	ES-4
SUMMARY OF CHAPTER 6 – OTHER CEQA CONSIDERATIONS.....	ES-4
SUMMARY OF APPENDICES.....	ES-5
CHAPTER 1 BACKGROUND	1-1
1.1 INTRODUCTION	1-1
1.1.1 Air Quality Management Plan.....	1-1
1.2 CALIFORNIA ENVIRONMENTAL QUALITY ACT.....	1-4
1.2.1 CEQA Process	1-6
1.2.2 Other CEQA Documents.....	1-7
1.3 INTENDED USES OF THIS DOCUMENT	1-9
1.3.1 Tiering and Incorporation by Reference	1-10
1.4 AREAS OF CONTROVERSY	1-13
CHAPTER 2 PROPOSED PROJECT	2-1
2.1 PROJECT LOCATION	2-1
2.2 PROJECT BACKGROUND	2-2
2.2.1 Warehouse Distribution Centers	2-3
2.2.2 Working Group Meetings.....	2-5
2.2.3 Warehouse ISR.....	2-5
2.3 NEED FOR THE PROJECT	2-6
2.4 PROJECT OBJECTIVES	2-10

2.5	PROJECT DESCRIPTION.....	2-11
2.5.1	Proposed Rule 2305 – Warehouse Indirect Source Rule – Warehouse Actions and Investments to Reduce Emissions (WAIRE) Program	2-11
2.5.2	Proposed Rule 316 – Fees for Regulation XXIII	2-18
2.6	TECHNOLOGY OVERVIEW	2-18
2.6.1	Zero Emission and Near Zero Emission Trucks	2-18
2.6.2	Zero Emission Yard Trucks	2-20
2.6.3	Electric Charging Infrastructure	2-20
2.6.4	Hydrogen Fueling Infrastructure	2-21
2.6.5	Solar Panels	2-21
2.6.6	MERV 16 or Greater Filters or Filter Systems.....	2-22
2.7	SUMMARY OF AFFECTED FACILITIES	2-22
CHAPTER 3	EXISTING SETTING	3-1
3.0	INTRODUCTION	3-1
3.1	AIR QUALITY AND GREENHOUSE GAS EMISSIONS	3.1-1
3.1.1	Air Quality Management Planning.....	3.1-1
3.1.2	Air Quality Regulations and Plans	3.1-3
3.1.3	Greenhouse Gas Emissions	3.1-27
3.2	ENERGY	3.2-1
3.2.1	Existing Energy Providers.....	3.2-1
3.2.2	Energy Regulations and Plans	3.2-2
3.3	HAZARDOUS MATERIALS AND SOLID AND HAZARDOUS WASTE	3.3-1
3.3.1	Disposal of Hazardous Spent Batteries and Fuel Cells	3.3-1
3.3.2	Battery Recycling Regulations and Plans	3.3-2
3.4	TRANSPORTATION.....	3.4-1
3.4.1	Transportation Regulations and Plans	3.4-1
3.5	OTHER IMPACT AREAS	3.5-1
3.5.1	Aesthetics	3.5-3
3.5.2	Agriculture al and Forestry Resources	3.5-5
3.5.3	Biological Resources	3.5-9
3.5.4	Cultural Resources	3.5-14
3.5.5	Geology and Soils	3.5-23
3.5.6	Hydrology and Water Quality	3.5-29
3.5.7	Land Use and Planning.....	3.5-34

3.5.8 Mineral Resources	3.5-38
3.5.9 Noise.....	3.5-40
3.5.10 Population and Housing	3.5-47
3.5.11 Public Services	3.5-48
3.5.12 Recreation.....	3.5-50
3.5.13 Utilities and Service Systems	3.5-50
CHAPTER 4 ENVIRONMENTAL IMPACT ANALYSIS AND MITIGATION MEASURES	4-1
4.0 INTRODUCTION	4-1
4.0.1 Overview of Impact Analysis.....	4-3
4.0.2 Cumulative Analysis	4-11
4.1 AIR QUALITY AND GREENHOUSE GAS EMISSIONS	4.1-1
4.1.1 Significance Criteria.....	4.1-3
4.1.2 Air Quality Impacts During Construction (Significance Criteria b and c)	4.1-8
4.1.3 Air Quality Impacts During Operation (Significance Criteria b and c).....	4.1-13
4.1.4 Greenhouse Gas Emissions Impacts (Significance Criteria f)	4.1-19
4.1.5 Consistency with Greenhouse Gas Reduction Plans (Significance Criteria g)	4.1-30
4.2 ENERGY	4.2-1
4.2.1 Significance Criteria.....	4.2-4
4.2.2 Energy Impacts During Construction (Significance Criteria b, c, d, and g).....	4.2-5
4.2.3 Energy Impacts During Operations (Significance Criteria b, c, d, and g).....	4.2-9
4.2.4 Indirect Energy Impacts Associated with Construction of New Manufacturing Facilities, Recycling Facilities, and Infrastructure Improvements (Significance Criteria b, c, d, and g)	4.2-21
4.3 HAZARDOUS MATERIALS AND SOLID AND HAZARDOUS WASTE	4.3-1
4.3.1 Significance Criteria.....	4.3-2
4.3.2 Hazards Associated with Routine Transport, Use, or Disposal of Batteries and Fuels Cells (Significance Criteria)	4.3-2
4.3.3 Hazards Associated with the Rupture of Liquefied Natural Gas Tanks During Storage Transportation (Significance Criteria b)	4.3-6
4.3.4 Operational Impacts in Excess of the Capacity of Local Recycling Infrastructure (Significance Criteria c).....	4.3-6

4.3.5	Operational Impacts in Excess of the Capacity of Local Landfills (Significance Criteria c)	4.3-7
4.3.6	Indirect Hazardous Materials and Solid and Hazardous Waste Impacts Associated with Construction of New Manufacturing Facilities, Recycling Facilities, and Infrastructure Improvements	4.3-9
4.4	TRANSPORTATION.....	4.4-1
4.4.1	Significance Criteria.....	4.4-1
4.4.2	Transportation Impacts During Construction (Significance Criteria b).....	4.4-5
4.4.3	Transportation Impacts During Operations (Significance Criteria a and b).....	4.4-6
4.5	OTHER IMPACT AREAS	4.5-1
4.5.1	Indirect Impacts	4.5-1
CHAPTER 5	ALTERNATIVES	5-1
5.1	INTRODUCTION	5-1
5.2	METHODOLOGY FOR DEVELOPING PROJECT ALTERNATIVES	5-1
5.3	DESCRIPTION OF ALTERNATIVES	5-2
5.3.1	Proposed Project.....	5-3
5.3.2	Alternative A: No Project.....	5-5
5.3.3	Alternative B: Decreased Emission Reductions.....	5-6
5.3.4	Alternative C: Increased Emission Reductions	5-6
5.3.5	Alternative D: All Natural Gas Options Only	5-7
5.3.6	Alternative E: All Electric Options Only	5-7
5.4	COMPARISON OF ALTERNATIVES	5-9
5.4.1	Meeting Project Objectives	5-9
5.4.2	Environmental Impacts of Alternatives.....	5-10
5.5	ALTERNATIVES REJECTED AS INFEASIBLE	5-20
5.6	LOWEST TOXIC ALTERNATIVE	5-22
5.7	ENVIRONMENTALLY SUPERIOR ALTERNATIVE	5-22
5.8	CONCLUSION.....	5-25
CHAPTER 6	OTHER CEQA CONSIDERATIONS	6-1
6.1	INTRODUCTION	6-1
6.2	POTENTIAL ENVIRONMENTAL IMPACTS FOUND NOT TO BE SIGNIFICANT	6-1
6.3	SIGNIFICANT ENVIRONMENTAL EFFECTS WHICH CANNOT BE AVOIDED	6-2

6.4	SIGNIFICANT IRREVERSIBLE ENVIRONMENTAL CHANGES.....	6-3
6.4.1	Raw Materials Used in NZE/ZE Truck Manufacturing and Battery Production	6-4
6.4.2	Mining Activities.....	6-4
6.5	POTENTIAL GROWTH-INDUCING IMPACTS.....	6-5
6.6	RELATIONSHIP BETWEEN SHORT-TERM AND LONG-TERM ENVIRONMENTAL GOALS.....	6-6

APPENDICES

Appendix A1: Proposed Rule 2305

Appendix A2: Proposed Rule 316

Appendix B: Initial Study/ Notice of Preparation

Appendix C: NOP/IS Comments and Responses

Appendix D: CalEEMod® Files and Assumptions

Appendix E: Letters Received on the Draft EA and Responses to Comments

LIST OF TABLES

Table 1-1	Areas of Controversy	1-13
Table 2-1	Baseline NOx and DPM Emissions Inventory for Warehouses Potentially Subject to PR 2305.....	2-5
Table 2-2	PR 2305 First Annual WAIRE Report Dates	2-18
Table 2-3	Truck Classes	2-19
Table 2-4	Existing Warehouses and Industrial Properties Expected to Be Subject to PR 2305.....	2-22
Table 2-5	Warehousing Facilities.....	2-25
Table 3.1-1	State and Federal Ambient Air Quality Standards.....	3.1-4
Table 3.1-2	South Coast AQMD – 2019 Air Quality Data – CO	3.1-6
Table 3.1-3	South Coast AQMD – 2019 Air Quality Data – O3	3.1-8
Table 3.1-4	South Coast AQMD – 2019 Air Quality Data NO2	3.1-11
Table 3.1-5	South Coast AQMD – 2019 Air Quality Data – SO2.....	3.1-13
Table 3.1-6	South Coast AQMD – 2019 Air Quality Data –PM10	3.1-15
Table 3.1-7	South Coast AQMD – Air Quality Data – PM2.5	3.1-16
Table 3.1-8	South Coast AQMD – 2019 Air Quality Data – Lead and Sulfates	3.1-19
Table 3.1-9	2012 GHG Emissions from Fuel Use in the South Coast Air Basin	3.1-31
Table 3.5-1	Applicable Laws and Regulations for Aesthetic Resources	3.5-3
Table 3.5-2	Applicable Laws and Regulations for Agriculture and Forest Resources	3.5-7
Table 3.5-3	Applicable Laws and Regulations for Biological Resources.....	3.5-10
Table 3.5-4	Applicable Laws and Regulations for Cultural Resources	3.5-20
Table 3.5-5	Applicable Laws and Regulations for Geology and Soils	3.5-25
Table 3.5-6	Applicable Laws and Regulations for Hydrology, Water Quality, and Water Supply	3.5-30
Table 3.5-7	Applicable Laws and Regulations for Land Use and Planning	3.5-35
Table 3.5-8	Applicable Laws and Regulations for Mineral Resources.....	3.5-39
Table 3.5-9	Applicable Laws and Regulations for Noise	3.5-44
Table 3.5-10	California Housing Profile.....	3.5-47
Table 3.5-11	Applicable Laws and Regulations for Public Services	3.5-49

Table 3.5-12	Applicable Laws and Regulations for Recreation	3.5-50
Table 3.5-13	Applicable Laws and Regulations for Utilities and Service Systems	3.5-52
Table 4-1	WAIRE Points Scenario Modeling	4-5
Table 4.1-1	WAIRE Program Scenarios Considered for the Air Quality and GHG Emissions Impact Analysis	4.1-2
Table 4.1-2	South Coast AQMD Air Quality Significance Thresholds	4.1-5
Table 4.1-3	Construction Emissions Associated with ZE Truck Charger Installations – Scenario 6	4.1-11
Table 4.1-4	Construction Emissions Associated with Hydrogen Fueling Infrastructure Station – Scenario 12	4.1-12
Table 4.1-5	Criteria Air Pollutant Emissions from Worst Case Up to Three Warehouse Relocations	4.1-14
Table 4.1-6	Potential Emissions Reductions in the South Coast AQMD Region from the Proposed Project in Year 2031 (Compliance Year 10)	4.1-16
Table 4.1-7	Peak Daily Overlapping Construction and Operational Emissions	4.1-19
Table 4.1-8	Maximum Potential GHG Emissions Associated with ZE Truck Charger Installations – Scenario 6	4.1-21
Table 4.1-9	GHG Emissions Associated with Hydrogen Fueling Infrastructure Installations – Scenario 12	4.1-22
Table 4.1-10	GHG Emissions from Worst Case Up to Three Warehouse Relocations	4.1-22
Table 4.1-11	Maximum Potential Increase in Electricity and GHG Emissions from Electric Truck Use in the South Coast AQMD Region – Scenario 6	4.1-24
Table 4.1-12	Maximum Potential Increase in Electricity and GHG Emissions from High Efficiency Filtration Systems Installed in the South Coast AQMD Region – Scenario 15	4.1-25
Table 4.1-13	Maximum Potential Increase in Electricity and GHG Emissions from ZE Cargo Handling Equipment Purchase and Use in the South Coast AQMD Region – Scenario 18	4.1-25
Table 4.1-14	Maximum Potential Electricity and GHG Offset from Solar Panel Installation in the South Coast AQMD Region – Scenario 11	4.1-26
Table 4.1-15	Potential GHG Emissions Reductions from the Proposed Project	4.1-27
Table 4.1-16	Summary of GHG Emissions from the Proposed Project	4.1-28
Table 4.2-1	WAIRE Program Scenarios Considered for the Energy Impact Analysis	4.2-2
Table 4.2-2	Construction Fuel Use Associated with ZE Truck Charger Installations – Scenario 6	4.2-8

Table 4.2-3	Construction Fuel Use Associated with Hydrogen Fueling Station Infrastructure Installations – Scenario 12	4.2-8
Table 4.2-4	Diesel Fuel from Potential Three Warehouse Relocations	4.2-10
Table 4.2-5	Potential Diesel Fuel Reductions in the South Coast AQMD Region from the Proposed Project	4.2-11
Table 4.2-6	Electricity Use from Purchase and Use of ZE Trucks – Scenario 6	4.2-13
Table 4.2-7	Level 3 ZE Charger Installation in the South Coast AQMD Region – Scenario 6.....	4.2-13
Table 4.2-8	High Efficiency Filtration Systems Installed in the South Coast AQMD Region – Scenario 15	4.2-14
Table 4.2-9	Electricity from ZE Yard Truck Purchase and Use in the South Coast AQMD Region – Scenario 18.....	4.2-15
Table 4.2-10	Maximum Electricity Offset from Solar Panel Installation in the South Coast AQMD Region – Scenario 11.....	4.2-15
Table 4.2-11	Range of Potential Electricity Impacts/Benefits Associated with the Proposed Project	4.2-17
Table 4.2-12	Natural Gas Use from Purchase and Use of NZE Trucks – Scenario 1, 2, 3, 4, 8, and 9.....	4.2-19
Table 4.2-13	Hydrogen Fuel Use from Purchase and Use of ZE Trucks – Scenario 12.....	4.2-20
Table 4.4-1	Daily Truck Trips from Potential Warehouse Relocations – Screening Analysis.....	4.4-7
Table 4.4-2	Daily and Annual Truck VMT from Potential Warehouse Relocations.....	4.4-8
Table 4.4-3	Reduction in Diesel Truck VMT in the South Coast AQMD Region by 2031.....	4.4-11
Table 4.5-1	Indirect Impacts of the Proposed Project	4.5-4
Table 5-1	Summary of the Proposed Project and Alternatives	5-8
Table 5-2	Comparison of the Proposed Project and Alternatives in Meeting Project Objectives	5-10
Table 5-3	Comparison of Significant Adverse Environmental Impacts and Long-term Beneficial Effects of the Proposed Project and Alternatives.....	5-24

LIST OF FIGURES

Figure 2-1	Southern California Air Basins and South Coast AQMD's Jurisdiction	2-1
Figure 2-2	NOx Emission Reductions Needed to Achieve Federal 8-Hour Ozone NAAQS	2-3
Figure 2-3	Total Square Footage of Building Potentially Subject to PR 2305 by County in South Coast AQMD	2-4
Figure 2-4	2031 Emission Reduction Targets in CARB Mobile Source Strategy	2-8
Figure 2-5	Environmental Burden on Communities Near PR 2305 Warehouses as Demonstrated by CalEnviroScreen	2-10
Figure 2-6	Warehouses $\geq 100,000$ Square Feet in the South Coast AQMD Jurisdiction	2-13
Figure 2-7	Methodology Approach to Develop WAIRE Points for Each WAIRE Menu Action	2-14
Figure 2-8	Percentage of Warehouses Greater Than 100,000 Square Feet in Each Utility	2-21
Figure 3.1-1a	Key Existing Regulations That Address Air Quality Impacts from Warehouses	3.1-23
Figure 3.1-1b	Potential Upcoming Regulations That Would Reduce Air Quality Impacts from Warehouses	3.1-24

EXECUTIVE SUMMARY

This EA consists of the following chapters: Chapter 1 – Background; Chapter 2 – Proposed Project; Chapter 3 – Existing Setting, Chapter 4 – Environmental Impact Analysis and Mitigation Measures, Chapter 5 – Alternatives, Chapter 6 – Other CEQA Considerations, and various appendices. The following subsections briefly summarize the contents of each chapter.

SUMMARY OF CHAPTER 1 - BACKGROUND

Chapter 1 includes an introduction of the proposed project and a discussion of the legislative authority that allows the South Coast AQMD to amend and adopt air pollution control rules, identifies general CEQA requirements, and identifies the intended uses of this CEQA document.

SUMMARY OF CHAPTER 2 – PROPOSED PROJECT

The proposed project (also referred to as the WAIRE Program) consists of PR 2305 and the associated mitigation program, and PR 316. PR 316 is a fee rule to allow South Coast AQMD to recover administrative costs associated with implementation of PR 2305. Although PR 316 does not result in environmental changes or impacts and would qualify for a CEQA exemption on its own, the proposed project includes PR 316 for completeness. A copy of PR 2305 and PR 316 can be found in Appendix A1 and A2 of this EA.

Chapter 2 includes the objectives of the proposed project, a description of the various components of the WAIRE Program, the types of facilities subject to the proposed project, and the various compliance options for warehouses subject to the WAIRE Program.

SUMMARY OF CHAPTER 3 – EXISTING SETTING

Chapter 3 includes a description of the environmental topic areas that are potentially adversely affected by the proposed project. The analysis of the proposed project in the Initial Study indicated that additional potentially significant adverse air quality and greenhouse gas emissions, energy, and transportation impacts could occur. In addition, comments on the Initial Study requested that this EA discuss potential impacts from increased use and disposal of batteries and hydrogen fuel cells, and potential indirect impacts from construction of new manufacturing facilities, recycling facilities, and grid improvements. In response, the EA also covers the environmental topics of hazardous materials and solid and hazardous waste, and incorporates by reference the existing setting for other impact areas from the CARB Advanced Clean Trucks Regulation Final Environmental Analysis. Each of these impact areas is discussed briefly below.

Air Quality and Greenhouse Gas Emissions

Air quality within the South Coast AQMD's jurisdiction has shown substantial improvement over the last two decades. Nevertheless, some federal and state air quality standards are still exceeded frequently and by a wide margin. Chapter 3 provides a brief description of the existing air quality setting for each criteria pollutant, as well as the human health effects resulting from exposure to each criteria pollutant. In addition to developing and implementing plans to meet federal and state air quality standards, the South Coast AQMD also works towards controlling emissions of air contaminants and preventing endangerment to public health. As such, South Coast AQMD regulates other pollutants such as toxic air contaminants. Although greenhouse gas emissions are

regulated by the federal and state governments, South Coast AQMD has adopted a policy to consider greenhouse gas impacts in its rulemaking and revisions to the Air Quality Management Plan. Chapter 3 provides a brief description of the existing air quality setting for each criteria pollutant as well as the human health effects resulting from exposure to each criteria pollutant. A discussion of air toxics and greenhouse gases, including relevant laws, regulations, and plans, is also provided in Chapter 3.

Energy

Consumption of petroleum-based fuels plays a major factor in the amount of criteria pollutants and greenhouse gas emissions in the South Coast Air Basin. Alternative fuels and other energy sources play an important role in the strategies to reach attainment. Energy use and consumption ~~is~~ are regulated through various means by federal and state agencies. Several federal and state laws have been enacted to regulate fuel economy standards, mandate environmentally sound transportation planning, increase the use of renewable energy resources and alternative fuels, provide the nation with greater energy independence and security, and adequately plan for California's future energy needs. Relevant energy laws and regulations are summarized in Chapter 3.

Hazardous Materials and Solid and Hazardous Wastes

While conventional vehicles use lead acid batteries, zero emission vehicles most commonly use lithium-ion batteries and, to a lesser extent, nickel metal hydride and nickel cadmium batteries. Zero emission vehicles may also use fuel cells, the most common for hydrogen fueled vehicles being the polymer electrolyte membrane. When vehicle batteries and fuel cells are spent, they need to be disposed of or recycled. There is one facility within the South Coast AQMD jurisdiction capable of recycling conventional lead acid batteries while there are a few companies located throughout North America capable of recycling the other battery types. The various federal and state regulations and plans that govern the disposal of spent batteries and hydrogen fuel cells are summarized in Chapter 3.

Transportation

Regional transportation planning within the South Coast Air Basin is governed by the Southern California Association of Governments (SCAG). SCAG integrates transportation planning activities in the region through their Regional Transportation Plan/Sustainable Communities Strategy, which envisions transportation investments and integrates land use and transportation strategies to assist in achieving the federal ambient air quality standards, and state emission and greenhouse gas reduction targets. Additionally, several federal and state laws and regional and local plans have been enacted to regulate transportation planning, reduction of vehicle miles travelled, and compliance with regional transportation-related air quality standards. Chapter 3 provides a brief overview of the existing and relevant transportation laws, regulations, and plans.

Other Impact Areas

The existing setting for other impact areas, including aesthetics, agriculture and forestry resources, biological resources, cultural resources, geology and soils, hydrology and water quality, land use and planning, mineral resources, noise, population and housing, public services, recreation, and utilities and service systems, are incorporated by reference from the CARB Advanced Clean Trucks Regulation Final Environmental Analysis. The potential future construction of new manufacturing and recycling facilities and improvement to the electrical grid are indirect impacts

of the proposed project, and because it would be speculative to analyze these impacts at this time, they are not evaluated at the same level of detail as the direct impacts.

SUMMARY OF CHAPTER 4 – ENVIRONMENTAL IMPACT ANALYSIS AND MITIGATION MEASURES

CEQA Guidelines¹ Section 15126(a) requires a CEQA document to identify and focus on the “significant environmental effects of the proposed project.” Direct and indirect significant effects of the project on the environment shall be clearly identified and described, giving due consideration to both the short-term and long-term effects. In addition, CEQA Guidelines Section 15126(b) requires a CEQA document to identify the significant environmental effects that cannot be avoided if the proposed project is implemented. CEQA Guidelines Section 15126(c) also requires a CEQA document to consider and discuss the significant irreversible environmental changes that would be involved if the proposed project is implemented. Further, CEQA Guidelines Section 15126(e) requires a CEQA document to consider and discuss mitigation measures proposed to minimize the significant effects. Finally, CEQA Guidelines Section 15130 requires a CEQA document to discuss whether the proposed project has cumulative impacts. Chapter 4 considers and discusses each of these requirements. A consideration and discussion of alternatives to the proposed project, as required by CEQA Guidelines Section 15126.6 ~~45430~~, is provided in Chapter 5 of the EA; a summary of the alternatives analysis is provided in the following section.

Potential Environmental Impacts Found to Be Significant

Air quality and greenhouse gas emissions, energy, hazardous materials and solid and hazardous waste, and transportation have been identified in this EA as having potentially significant adverse direct and indirect impacts if the proposed project is implemented. In addition, indirect impacts associated with the proposed project, including the construction of new manufacturing and recycling facilities and improvements to the electrical grid, are identified in this EA as having potentially significant adverse environmental effects in the following topic areas: aesthetics, agriculture and forestry resources, biological resources, cultural resources, geology and soils, hydrology and water quality, mineral resources (during operations), noise, and utilities and service systems (during operations).

Potential Environmental Impacts Found Not to Be Significant

This EA is a comprehensive environmental document that analyzes potential environmental impacts from implementing the proposed project. The EA includes an examination of the implementation of best management practices (in the form of WAIRE Menu actions or a Custom WAIRE Plan) and/or mitigation fees at existing or new warehouses subject to the WAIRE Program requirements throughout the entire South Coast AQMD jurisdiction. The Initial Study analyzed the proposed project’s impact in approximately 17 environmental topic areas and concluded that the proposed project would have potentially significant adverse direct and indirect impacts to three topic areas: air quality and greenhouse gas emissions, energy, and transportation. In response to the public comments received on the Initial Study, this EA includes one additional topic area: direct and indirect impacts to hazardous materials and solid and hazardous waste related to disposal of batteries and hydrogen fuel cells, construction waste, and accidental release of liquified natural gas during transportation. In addition, indirect impacts associated with the proposed project,

¹ The CEQA Guidelines, Cal. Code Regs., tit. 14 § 15000 et seq., are referred to herein as “Guidelines.”

including the construction of new manufacturing and recycling facilities and improvements to the electrical grid, are identified in this EA as having potentially significant adverse environmental effects in the following topic areas: aesthetics, agriculture and forestry resources, biological resources, cultural resources, geology and soils, hydrology and water quality, mineral resources (during operations), noise, and utilities and service systems (during operations). As such, only these topic areas have been evaluated in this EA, and no other environmental topic areas have been evaluated. Thus, the proposed project would have either no significant or less than significant direct and/or indirect adverse effects on the following environmental topic areas:

- air quality and greenhouse gas emissions (long-term air quality impacts and consistency of the proposed project with GHG reduction plans)
- energy (energy impacts during construction)
- hazardous materials and solid and hazardous waste (impacts from routine transport, use, or disposal of batteries)
- land use and planning
- mineral resources (during construction)
- population and housing
- public services
- utilities and service systems (during construction)
- recreation
- transportation (impacts from construction and employee commute trips)
- wildfire

SUMMARY OF CHAPTER 5 – ALTERNATIVES

CEQA Guidelines Section 15126(e) requires a CEQA document to consider and discuss alternatives to the proposed project. Five alternatives to the proposed project are summarized in Table 5-1: 1)-Alternative A – No Project; 2)-Alternative B – Decreased Emission Reductions; 3)-Alternative C – Increased Emission Reductions; 4)-Alternative D – All-Natural Gas Options Only; and 5)-Alternative E – All Electric Options Only. Pursuant to the requirements in CEQA Guidelines Section 15126.6(b) to mitigate or avoid the significant effects that a project may have on the environment, a comparison of the project’s potentially adverse impacts to each of the project alternatives is provided in Chapter 5. When comparing the environmental adverse impacts and evaluating the effectiveness of achieving the project objectives and providing long-term, permanent beneficial effects of the project alternatives particularly Alternative C which would be considered as the lowest toxic alternative and environmentally superior alternative to the proposed project, the proposed project balances achieving the project objectives and the potential adverse impacts.

SUMMARY OF CHAPTER 6 – OTHER CEQA CONSIDERATIONS

CEQA documents are also required to consider and discuss the potential for growth-inducing impacts (CEQA Guidelines Section 15126(d)) and to explain and make findings about the project’s relationship between short-term and long-term environmental goals (CEQA Guidelines Section

15065(a)(2)). Additional analysis confirms that the proposed project could result in significant irreversible environmental changes and the irretrievable commitment of resources. The proposed project would expedite the demand for near zero emission (NZE) and zero emission (ZE) trucks, which may result in an increased production of batteries and fuel cells. The demand for lithium and other mineral sources used in battery production could increase, resulting in a need for increased mineral extraction through mining activities. The proposed project was found to not foster economic or population growth or the construction of additional housing. Further, implementation of the proposed project is not expected to achieve short-term goals to the disadvantage of long-term environmental goals.

SUMMARY OF APPENDICES

- Appendix A1 – Proposed Rule 2305
- Appendix A2 – Proposed Rule 316
- Appendix B – Notice of Preparation / Initiation Study
- Appendix C – ~~Response to Comments on the NOP/IS~~ NOP/IS Comments and Responses
- Appendix D – CalEEMod® Files and Assumptions
- Appendix E– Letters Received on the Draft EA and Responses to Comments

CHAPTER 1 BACKGROUND

1.1 INTRODUCTION

The California Legislature created the South Coast Air Quality Management District (South Coast AQMD) in 1977¹ as the agency responsible for developing and enforcing air pollution control rules and regulations in the South Coast Air Basin (SCAB) and portions of the Salton Sea Air Basin (SSAB) and Mojave Desert Air Basin (MDAB). In 1977, amendments to the federal Clean Air Act (CAA) included requirements for submitting State Implementation Plans (SIPs) for nonattainment areas that fail to meet all federal ambient air quality standards (CAA Section 172), and similar requirements exist in state law (Health and Safety Code Section 40462). The federal CAA was amended in 1990 to specify attainment dates and SIP requirements for ozone, carbon monoxide (CO), nitrogen dioxide (NO₂), and particulate matter (PM) with an aerodynamic diameter of less than 10 microns (PM₁₀). The United States Environmental Protection Agency (U.S. EPA) is required to periodically update the national ambient air quality standards (NAAQS). In 1997, the U.S. EPA established the first federal standard for ozone averaged over 8 hours, at 0.08 ppm. The federal standard has since been lowered twice, in 2008 to 0.075 ppm and in 2015 to the current 0.070 ppm, based on additional evaluations of the health effects from ozone exposure. In 1997, the ~~United States Environmental Protection Agency~~ (U.S. EPA) also promulgated ambient air quality standards for PM with an aerodynamic diameter less than 2.5 microns (PM_{2.5}). In addition, the California Clean Air Act (CCAA), adopted in 1988, requires the South Coast AQMD to achieve and maintain state ambient air quality standards for ozone, CO, sulfur dioxide (SO₂), and NO₂ by the earliest practicable date.² The CCAA also includes a standard for fine particulate matter, or PM_{2.5}. Notably, for ozone, the current 8-Hour CAAQS and the 2015 8-hour NAAQS are at an equivalent level, and for PM_{2.5}, the current annual CAAQS and the 2012 annual NAAQS are also at an equivalent level.³ As a result, the South Coast AQMD relies on the same measures to meet both federal and state ozone and PM_{2.5} standards. The CCAA also requires a three-year plan review, and, if necessary, an update to the SIP. The CCAA requires air districts to achieve and maintain state standards by the earliest practicable date, and for extreme non-attainment areas, to include all feasible measures pursuant to Health and Safety Code Sections 40913, 40914, and 40920.5. While not defined in this part of the Health and Safety Code, “feasible” is defined in the California Environmental Quality Act (CEQA) Guidelines⁴ Section 15364 as a measure “capable of being accomplished in a successful manner within a reasonable period of time, taking into account economic, environmental, legal, social, and technological factors.”

¹ The Lewis-Presley Air Quality Management Act, 1976 Cal. Stats., Ch. 324 (codified at Health and Safety Code Section 40400–40540).

² Health and Safety Code Section 40910.

³ There are minor differences in the averaging time for federal and state standards.
<https://ww2.arb.ca.gov/sites/default/files/2020-07/aaqs2.pdf>

⁴ The CEQA Guidelines are codified at Title 14 California Code of Regulations Section 15000 *et seq.*

1.1.1 Air Quality Management Plan

By statute, the South Coast AQMD is required to adopt an air quality management plan (AQMP) demonstrating compliance with all federal and state ambient air quality standards for the areas under the jurisdiction of the South Coast AQMD.⁵ Furthermore, the South Coast AQMD must adopt rules and regulations that carry out the AQMP.⁶ The AQMP is a regional blueprint for how the South Coast AQMD will achieve air quality standards and healthful air, and the 2016 AQMP⁷ contains multiple goals promoting reductions of criteria air pollutants, greenhouse gases (GHGs), and toxic air contaminants (TACs). In particular, the 2016 AQMP states that both oxides of nitrogen (NOx) and volatile organic compound (VOC) emissions need to be addressed, with the emphasis that NOx emission reductions are more effective to reduce the formation of ozone and PM2.5. Ozone is a criteria pollutant shown to adversely affect human health and is formed when VOCs react with NOx in the atmosphere. NOx is a precursor to the formation of ozone, and NOx emission reductions are necessary to attain the ozone standard. NOx emission reductions also contribute to attainment of PM2.5 standards. The 2016 AQMP determined that the “NOx strategy will assist in meeting the annual PM2.5 standard as “expeditiously as practicable” and earlier than the attainment year of 2025.”⁸

To meet air pollution reduction goals, the 2016 AQMP contains a variety of control measures, including Facility-Based Mobile Source Measures (FBMSMs), also known as indirect source measures or rules. An indirect source rule (ISR) is distinct from a traditional air pollution control regulation that focuses on stationary equipment in that an ISR focuses on reducing emissions from the vehicles and other sources of emissions associated with a facility rather than just emissions from a facility itself. The primary goal of the FBMSMs is to reduce NOx emissions as one of many local, state, and federal strategies to meet ozone and PM2.5 NAAQS. NOx is locally and regionally important due to its involvement in the photochemical formation of ozone. Mobile sources associated with goods movement make up about 52% of all NOx emissions in the SCAB.

The FBMSMs described in the 2016 AQMP are concentrated on the four sectors of the goods movement industry: commercial marine ports, rail yards, warehouse distribution centers, and commercial airports. Of these FBMSMs, Control Measure MOB-03 – Emission Reductions at Warehouse Distribution Centers, is committed to exploring how to achieve emission reductions from the warehouse sector.

The South Coast AQMD Governing Board approved the 2016 AQMP in March of 2017 and forwarded that approval to the California Air Resources Board (CARB). Later that month, CARB approved the 2016 AQMP into the SIP, and the 2016 AQMP was ultimately approved by U.S. EPA on October 1, 2019.

A Final Program Environmental Impact Report (EIR) was prepared for the 2016 AQMP and certified in March of 2017. The ~~March 2017~~ 2016 AQMP Final Program EIR⁹ analyzed the

⁵ Health and Safety Code Section 40460(a).

⁶ Health and Safety Code Section 40440(a).

⁷ South Coast Air Quality Management District. 2017, March. Final 2016 Air Quality Management Plan. <https://www.aqmd.gov/home/air-quality/clean-air-plans/air-quality-mgt-plan/final-2016-aqmp>

⁸ South Coast Air Quality Management District. 2017, March. Final 2016 Air Quality Management Plan. Page 4-52. <https://www.aqmd.gov/home/air-quality/clean-air-plans/air-quality-mgt-plan/final-2016-aqmp>

⁹ South Coast Air Quality Management District. 2017, March. Final Program EIR for the 2016 AQMP. <http://www.aqmd.gov/docs/default-source/ceqa/documents/aqmd-projects/2016/2016aqmpfeir.pdf>

environmental impacts from implementation of all the control measures and strategies identified in the 2016 AQMP, including Control Measure MOB-03 – Emission Reductions at Warehouse Distribution Centers.

Initially, the South Coast AQMD Governing Board authorized a one-year public process to identify if MOB-03 could be achieved through voluntary or regulatory measures, and then ultimately determined in May of 2018 that staff should pursue a regulatory approach.

Consistent with this direction, South Coast AQMD staff has developed Proposed Rule (PR) 2305 – Warehouse Indirect Source Rule – Warehouse Actions and Investments to Reduce Emissions (WAIRE) Program and the mitigation fee program to implement Control Measure MOB-03, and PR 316 – Fees for Rule 2305, which establishes fees to recover administrative costs associated with compliance activities of PR 2305. The proposed project (also referred to as the WAIRE Program) consists of both PR 2305 and PR 316. PR 2305 is an indirect source rule that South Coast AQMD can adopt under the authority of Health and Safety Code Sections 39002, 39650 through 39669, 40000, 40001, 40440, 40441, 40522.5, 40701, 40702, 40716, 40717, 40725 through 40728, 40910, 40920.5, 41508, 41511, and 41700. The emission reductions from PR 2305 will contribute to meeting commitments for reducing NO_x and PM_{2.5} in the SIP.

Aside from regional air quality benefits, PR 2305 will also have localized air quality benefits. PR 2305 will reduce diesel particulate matter (DPM) from diesel-fueled vehicles such as on-road trucks, off-road yard trucks, and transportation refrigeration units. DPM, which is a component of PM_{2.5}, is a toxic air contaminant and a designated carcinogen by the state of California. DPM emission reductions from PR 2305 will contribute to reduced exposure from emissions associated with warehouse activities for communities located in the vicinity of a warehouse.

If adopted, PR 2305 would be applicable to any existing or new warehouse located in South Coast AQMD's jurisdiction with an indoor warehouse floor space equal to or greater than 100,000 square feet within a single building that may be used for warehousing activities by one or more warehouse operators. At the time of this analysis, approximately 3,320 facilities located throughout South Coast AQMD's jurisdiction would be subject to PR 2305. An estimated 418 of these facilities are expected to only be subject to reporting requirements, and the remaining 2,902 warehouses would be required to comply with additional air quality improvement measures. Warehouse owners or operators of these 2,902 warehouses would be subject to an annual WAIRE Points Compliance Obligation (WPCO). WAIRE Points can be earned by selecting from the following implementation measures in the WAIRE Menu: 1) acquiring and/or using near-zero emissions (NZE) and zero-emission (ZE) trucks; 2) acquiring and/or using ZE yard trucks; 3) installing and/or using ZE charging/fueling infrastructure (e.g., electric charger, hydrogen fuel station) for cars, trucks, and/or transport refrigeration units (TRUs); 4) installing and/or using onsite solar panels; and 5) installing MERV 16 or greater filters or filter systems in residences, schools, daycares, hospitals, or community centers. In addition, warehouse operators may apply to earn WAIRE Points through a Custom WAIRE Plan specific to their operations that satisfies prescribed performance metrics. Custom WAIRE Plans could include measures like NZE yard trucks using renewable fuels and installing offsite fueling/charging infrastructure or implementing new onsite practices to reduce air quality impacts from electricity consumption (such as installing and operating battery storage, or energy management systems to shift when electricity is used).

WAIRE Points may be earned only for “surplus” actions that go beyond existing federal and state regulations that warehouse owners or operators earning WAIRE Points must comply with. In lieu

of satisfying the WPCO via implementation measures, warehouse owners or operators may choose the option to pay a mitigation fee to the South Coast AQMD that would be used in a mitigation program to achieve the emissions reductions. Similar to the measures used to earn WAIRE Points, the mitigation program would implement measures such as subsidizing the purchase of NZE and ZE trucks and/or the installation of charging and fueling infrastructure for ZE trucks. The environmental impacts associated with the mitigation program are similar to implementation of measures to earn WAIRE Points from the WAIRE Menu. The mitigation program would prioritize use of the mitigation fees in areas near the warehouses using this compliance option.

In addition, South Coast AQMD staff has developed PR 316 – Fees for Rule 2305 to establish fees to recover South Coast AQMD administrative costs associated with ensuring compliance, such as submittal and review of various notifications and reports; Custom WAIRE Plan application evaluation; implementing an incentive program using fees from warehouse operators that choose to pay a mitigation fee; as well as compliance activities such as conducting desktop audits, onsite inspections, and reviewing records. Although PR 316 is statutorily exempt from CEQA, the analysis in this EA considers PR 2305 and PR 316 a “project” as defined by CEQA. Of the requirements in the proposed project, only the components that pertain to PR 2305 could involve physical or operational modifications to warehouses that are subject to the WAIRE Program, and these physical or operational modifications could potentially have an effect on the physical environment.

Implementation of the proposed project is expected to result in NO_x and PM, including DPM, emission reductions and reduced associated public health impacts from warehouse activities which will vary depending upon the implementation measures employed. Estimated emission benefits from the proposed project, including any that are creditable towards the SIP, are included in this EA.

1.2 CALIFORNIA ENVIRONMENTAL QUALITY ACT

The California Environmental Quality Act (CEQA) requires that all potentially significant, adverse environmental impacts of proposed projects be evaluated and that methods to reduce or avoid identified significant adverse environmental impacts of these projects be implemented, if feasible. The purpose of the CEQA process is to inform the South Coast AQMD Governing Board, public agencies, and interested parties of potential adverse environmental impacts that could result from implementing the proposed project and to identify feasible mitigation measures or alternatives when an impact is significant.

Public Resources Code Section 21080.5 allows public agencies with regulatory programs to prepare a plan or other written documents in lieu of a negative declaration or environmental impact report once the secretary of the resources agency has certified the regulatory program. The South Coast AQMD's regulatory program was certified by the secretary of resources agency on March 1, 1989 (CEQA Guidelines Section 15251(l)). In addition, the South Coast AQMD adopted Rule 110 – Rule Adoption Procedures to Assure Protection and Enhancement of the Environment, which implements the South Coast AQMD's certified regulatory program. Under the certified regulatory program, the South Coast AQMD typically prepares an Environmental Assessment (EA) to evaluate the environmental impacts for rule projects proposed for adoption or amendment.

The proposed adoption of PR 2305 and PR 316 is a discretionary action subject to South Coast AQMD Governing Board consideration, ~~which~~ that has the potential for resulting in direct or

indirect changes to the environment, and, therefore, is considered a “project” as defined by CEQA (CEQA Guidelines Section 15378). While PR 316 would individually qualify for a statutory exemption under CEQA Guidelines Section 15273 – Rates, Tolls, Fares, and Charges, it is being included as part of the project description for clarity and to give a complete description of the proposed project.

The lead agency is the “public agency that has the principal responsibility for carrying out or approving a project that may have a significant effect upon the environment” (Public Resources Code Section 21067). Since the South Coast AQMD Governing Board has the primary responsibility for approving and carrying out the entire project as a whole, the South Coast AQMD is the most appropriate public agency to act as lead agency for the proposed project (CEQA Guidelines Section 15051(b)).

Implementation of the WAIRE Program is expected to result in NO_x and PM, including DPM, emission reductions and will assist in meeting state and federal air quality standards for ozone and PM_{2.5}. By reducing emissions of DPM, the WAIRE Program is also expected to reduce emissions of toxic air contaminants. While reducing NO_x and PM emissions will result in an environmental benefit, activities that warehouse owners or operators may undertake to comply with the WAIRE Program may also cause potentially significant direct and indirect adverse environmental impacts, including to air quality and greenhouse gas emissions, energy, hazardous materials and solid and hazardous waste, and transportation (traffic). In addition, because the WAIRE Program would incentivize the purchase and use of zero emission vehicles, some comments received on the Initial Study noted that the proposed project could lead to the construction of new manufacturing and battery recycling facilities and improvements to the electrical grid. While it is too speculative to analyze the particular impacts of such development projects, ~~the California Air Resources Board (CARB)~~ provided a general analysis of these potential development projects and the environmental impacts in its Final Environmental Analysis (EA) for the Advanced Clean Trucks (ACT) Regulation. The ACT Regulation is part of the mobile source emission reduction activities at the state level to accelerate a large-scale transition of zero emission vehicles by establishing a new requirement that manufacturers selling new medium- and heavy-duty trucks in California would be required to sell zero-emission trucks at an increasing percentage by 2035. In the Final EA, CARB found that actions taken in response to the ACT Regulation could result in potential indirect physical changes to the environment from potential increases in development projects related to manufacturing, recycling, mining, and grid improvements. This EA acknowledges the potentially significant impacts of such development projects by incorporating CARB’s analysis of these indirect impacts from its Final EA for the ACT Regulation.¹⁰ As discussed below, this EA also tiers off of the ~~2017~~ Final Program EIR for the 2016 AQMP, which ~~also~~ analyzed similar potential indirect impacts of a warehouse indirect source rule.

PR 316 is an administrative rule that is not expected to require any physical modifications that would cause any direct or indirect adverse environmental impacts.

¹⁰ California Air Resources Board. 2020, June 23. Final Environmental Analysis for the Advanced Clean Trucks Regulation. <https://ww3.arb.ca.gov/regact/2019/act2019/finalea.pdf>.

1.2.1 CEQA Process

1.2.1.1 Notice of Preparation and Initial Study

Notice of Preparation of a Draft Environmental Assessment, Initial Study, and Opportunity for Public Comment for the Proposed Rule 2305 – Warehouse Indirect Source Rule – Warehouse Actions and Investment to Reduce Emissions (WAIRE) Program, and Proposed Rule 316 – Fees for Regulation XXIII November 2020 (SCH No. 2020110225): In accordance with CEQA, the South Coast AQMD, as Lead Agency, prepared a Notice of Preparation (NOP) of the Draft EA and an Initial Study (IS) to analyze the project level environmental impacts from the proposed project pursuant to its certified regulatory program (Public Resources Code Section 21080.5; CEQA Guidelines Section 15251(l); and South Coast AQMD Rule 110). The NOP/IS included a project description and analysis of potential adverse environmental impacts that could be generated from the proposed project. The NOP/IS served two purposes: 1) to solicit information on the scope of the environmental analysis for the proposed project, and 2) to notify public agencies and the public that the South Coast AQMD will prepare a Draft EA to further assess potential adverse environmental impacts that may result from implementing the proposed project. The EA is a substitute CEQA document (CEQA Guidelines Section 15252), prepared in lieu of an Environmental Impact Report for a project with potentially significant adverse impacts, pursuant to the South Coast AQMD's Certified Regulatory Program. The EA is also a public disclosure document intended to: 1) provide the lead agency, responsible agencies, decision makers and the general public with information on the environmental impacts of the proposed project; and 2) be used as a tool by decision makers to facilitate decision making on the proposed project. The Initial Study concluded that the proposed project could have potentially significant adverse impacts to the environmental topic areas of air quality and greenhouse gas emissions, energy, and transportation (traffic), and those are analyzed further in this EA. The NOP/IS was released for a 320-day public review and comment period from November 13, 2020, to December 15, 2020. During the public comment period, South Coast AQMD received comments related to the environmental impacts associated with the increased disposal of batteries and hydrogen fuel cells and the potential indirect impacts associated with incentivizing the transition to NZE and ZE vehicles (e.g., the construction of new manufacturing facilities, increased lithium mining). Although the Initial Study concluded that the proposed project is expected to result in less than significant impacts on hazardous materials and solid and hazardous waste, the EA analyzes the environmental issues associated with increased disposal of batteries and hydrogen fuel cells and the potential impacts on the battery recycling infrastructure, construction waste, and the accidental release of liquified natural gas during routine transport, use, or disposal. Additionally, the Initial Study also concluded that the proposed project is expected to result in less than significant impacts on aesthetics, agriculture~~al~~ and forestry resources, biological resources, cultural and tribal resources, geology and soils, hydrology and water quality, land use and planning, mineral resources, noise, population and housing, public services, recreation, and utilities and service systems; however, this EA analyzes the indirect environmental impacts to these areas to the extent that they may be impacted by potential future construction of new manufacturing and recycling facilities, and improvement to the electrical grid. All CEQA comments received on the NOP/IS during the public comment period and the responses, if necessary, are included in Appendix C.

1.2.1.2 CEQA Scoping Meeting

A virtual CEQA scoping meeting was held on Wednesday, December 2, 2020, at 1:30 PM to inform the public that the proposed project may have statewide, regional, or areawide significance

and to solicit public comment in regard to the type and extent of the environmental analyses to be undertaken in accordance with Public Resources Code Section 21083.9(a)(2) as well as to solicit feedback on the NOP/IS. Approximately 80 people participated in the CEQA scoping meeting. South Coast AQMD staff presented an overview of the proposed rules and the environmental analysis in the IS. Stakeholders provided comments on limited WAIRE Point transfers, WAIRE Point composition, inclusion of pre-existing WAIRE Menu actions, implementation schedule, and the environmental impacts from diesel truck replacements or transfers outside of the South Coast AQMD's jurisdiction. All CEQA comments received on the NOP/IS during the CEQA Scoping Meeting and the responses, if necessary, are included in Appendix C.

1.2.1.3 Environmental Assessment

The Draft EA ~~is being~~ was released and circulated for a 45-day public review and comment period from January 26, 2021, to March 23, 2021. Written comments received during the public review and comment period on the scope of the environmental analysis presented in the Draft EA ~~will be~~ are addressed in the Final EA in Appendix E, Letters Received on the Draft EA and Responses to Comments.

Subsequent to the release of the Draft EA for public review and comment, modifications were made to PR 2305 and PR 316 and some of the revisions were made in response to verbal and written comments received during the rule development process. Staff has reviewed the modifications to PR 2305 and PR 316 and concluded that none of the revisions constitute significant new information, because: 1) no new significant environmental impacts would result from the project or from a new mitigation measure proposed to be implemented; 2) there is no substantial increase in the severity of an environmental impact; 3) no other feasible project alternative or mitigation measures was identified that would clearly lessen the environmental impacts of the project and was considerably different from others previously analyzed and, 4) the Draft EA did not deprive the public from meaningful review and comment. In addition, revisions to the proposed project in response to verbal or written comments during the rule development process would not create new, unavoidable significant effects. As a result, these revisions to the Draft EA merely clarify, amplify, or make insignificant modifications which do not require recirculation of the Draft EA pursuant to CEQA Guidelines Sections 15073.5 and 15088.5. Therefore, the Draft EA has been revised to include the aforementioned modifications such that it is now the Final EA for PR 2305 and PR 316.

Prior to making a decision on the adoption of the proposed project, the South Coast AQMD Governing Board must review and certify the Final EA, including responses to comments received on the Draft EA, as providing adequate information on the potential adverse environmental impacts that may occur as a result of adopting the proposed project.

1.2.2 Other CEQA Documents

Final Program Environmental Impact Report (EIR) for the 2016 Air Quality Management Plan (AQMP), March 2017 (SCH No. 2016071006): The 2016 AQMP identified control measures and strategies to bring the region into attainment with the revoked 1997 8-hour NAAQS (standard) (80 ppb) for ozone by 2024; the 2008 8-hour ozone standard (75 ppb) by 2032; the 2012 annual PM_{2.5} standard (12 µg/m³) by 2025; the 2006 24-hour PM_{2.5} standard (35 µg/m³) by 2019; and the revoked 1979 1-hour ozone standard (120 ppb) by 2023. The 2016 AQMP consists of three components: 1) the South Coast AQMD's Stationary, Area, and Mobile Source Control Measures; 2) State and Federal Control Measures provided by the California Air Resources Board;

and 3) Regional Transportation Strategy and Control Measures provided by the Southern California Association of Governments. The 2016 AQMP includes emission inventories and control measures for stationary, area, and mobile sources, including the facility-based mobile source measure MOB-03 – Emission Reductions at Warehouse Distribution Centers, the most current air quality setting, updated growth projections, new modeling techniques, demonstrations of compliance with state and federal Clean Air Act requirements, and an implementation schedule for adoption of the proposed control strategy. A Final Program EIR was prepared for the project which analyzed each of the proposed control measures, including MOB-03, and identified potential adverse impacts that may result from implementing the project for the following environmental topic areas: 1) aesthetics; 2) air quality and GHGs; 3) energy; 4) hazards and hazardous materials; 5) hydrology and water quality; 6) noise; 7) solid and hazardous waste; and 8) transportation and traffic. The analysis concluded that significant and unavoidable adverse environmental impacts from the 2016 AQMP are expected to occur after implementing mitigation measures for the following environmental topic areas: 1) aesthetics from increased glare and from the construction and operation of catenary lines and use of bonnet technology for ships; 2) construction air quality and GHGs; 3) energy (due to increased electricity demand); 4) hazards and hazardous materials due to: (a) increased flammability of solvents; (b) storage, accidental release, and transportation of ammonia; (c) storage and transportation of liquefied natural gas (LNG); and (d) proximity to schools; 5) hydrology (water demand); 6) construction noise and vibration; 7) solid construction waste and operational waste from vehicle and equipment scrapping; and 8) transportation and traffic during construction and during operation on roadways with catenary lines and at the harbors. Since significant adverse environmental impacts were identified, an alternatives analysis was required by CEQA and prepared. The ~~March 2017~~ 2016 AQMP Final Program EIR concluded that the project would have significant and unavoidable adverse environmental impacts even after mitigation measures were identified and applied. As such, mitigation measures were made a condition of the approval of the project and a Mitigation Monitoring and Reporting Plan was adopted. Findings were made and a Statement of Overriding Considerations was prepared and adopted. The South Coast AQMD Governing Board certified the Final Program EIR and approved the project on March 3, 2017. This document can be obtained by visiting the following website-at: <http://www.aqmd.gov/docs/default-source/ceqa/documents/aqmd/projects/2016/2016aqmpfpeir.pdf>.

The 2016 AQMP can be obtained by visiting the following website: <https://www.aqmd.gov/home/air-quality/clean-air-plans/air-quality-mgt-plan/final-2016-aqmp>.

The proposed project is consistent with, and implements, the 2016 AQMP, in particular MOB-03 – Emission Reductions at Warehouse Distribution Centers.

Final Environmental Analysis (EA) for the Advanced Clean Trucks (ACT) Regulation, June 2020 (SCH No. 2018052041): The ACT Regulation established a new requirement that manufacturers selling new medium- and heavy-duty trucks in California would be required to sell zero-emission trucks at an increasing percentage by 2035. Additionally, the ACT Regulation established reporting requirements for large employers and fleet owners. A Final EA was prepared for the project which programmatically analyzed a reasonably foreseeable compliance response scenario and identified potential adverse indirect impacts that may result from implementing the project for the following environmental topic areas: 1) aesthetics; 2) agriculture and forestry resources; 3) air quality; 4) biological resources; 5) cultural resources; 6) geology and soils; 7) hazards and hazardous materials; 8) hydrology and water quality; 9) mineral resources; 10) noise;

11) transportation/traffic; and 12) utilities and service systems. The analysis concluded that significant and unavoidable adverse indirect environmental impacts from the ACT Regulation are expected to occur from the potential increase in manufacturing, recycling, mining, and grid improvements after implementing mitigation measures for the following environmental topic areas: 1) aesthetics; 2) agriculture and forestry resources; 3) construction air quality; 4) biological resources; 5) cultural resources; 6) geology and soils; 7) hazards and hazardous materials; 8) hydrology and water quality; 9) mineral resources; 10) noise; 11) transportation/traffic; and 12) utilities and service systems. The Final EA concluded that the project would have significant and unavoidable adverse indirect environmental impacts even after mitigation measures were identified and applied.¹¹

1.3 INTENDED USES OF THIS DOCUMENT

In general, a CEQA document is an informational document that informs a public agency's decision-makers and the public generally of potentially significant adverse environmental effects of a project, identifies possible ways to avoid or minimize the significant effects, and describes reasonable alternatives to the project (CEQA Guidelines Section 15121). A public agency's decision-makers must consider the information in a CEQA document prior to making a decision on the project. Accordingly, this EA is intended to: a) provide the South Coast AQMD Governing Board and the public with information on the environmental effects of the proposed project; and b) be used as a tool by the South Coast AQMD Governing Board to facilitate decision-making on the proposed project.

Additionally, CEQA Guidelines Section 15124(d)(1) requires a public agency to identify the following specific types of intended uses of a CEQA document:

1. A list of the agencies that are expected to use the EA in their decision-making.
2. A list of permits and other approvals required to implement the project.~~;~~~~and~~
3. A list of related environmental review and consultation requirements required by federal, state, or local laws, regulations, or policies.

To the extent that local public agencies, such as cities, county planning commissions, et cetera, are responsible for making land use and planning decisions related to projects that must comply with the requirements of the proposed project, they could possibly rely on this EA during their decision-making process. Similarly, other public agencies approving projects subject to PR 2305 and PR 316 may choose to rely on this EA.

There are no South Coast AQMD permits required to implement the proposed project. Instead, regulated warehouse owners or operators will be required to submit reports and/or compliance plans. However, certain measures selected by warehouse owners or operators to comply with the proposed project, such as installing charging infrastructure, may require local government permits and approvals by other public agencies, such as public utilities. It is not possible to predict which measures will be selected by warehouses subject to the proposed project or what type of approvals

¹¹ California Air Resources Board. 2020, June 23. Final Environmental Analysis for the Advanced Clean Trucks Regulation. <https://ww3.arb.ca.gov/regact/2019/act2019/finalea.pdf>.

may be required by those agencies. Therefore, it is speculative to list local permits and other actions and approvals that will be required to implement the proposed project.

In addition to the South Coast AQMD's Governing Board, which will consider the EA for the proposed project in their decision-making, ~~the California Air Resources Board (CARB)~~, a state agency, and the U.S. EPA, a federal agency, will be reviewing PR 2305 and PR 316 and all supporting documents as part of the process for considering the inclusion of PR 2305 into the SIP. Moreover, PR 2305 and PR 316 are not subject to any other related environmental review or consultation requirements.

1.3.1 Tiering and Incorporation by Reference

1.3.1.1 Tiering

This EA tiers off of the ~~2017~~ Final Program EIR for the 2016 AQMP¹² (SCH No. 2016071006) (also referred to as “2016 AQMP Final Program EIR”), pursuant to Public Resources Code Section 21094 and Guidelines Section 15152 (g). The 2016 AQMP Final Program EIR analyzed a number of air pollution control measures to be implemented by South Coast AQMD, including Control Measure MOB-03 – Emission Reductions at Warehouse Distribution Centers, which required the assessment and identification of potential actions to reduce emissions associated with mobile sources operating in and out of warehouse distribution centers.

CEQA encourages tiering whenever feasible (Public Resources Code Section 21093). “Tiering” or “tier” means the coverage of general matters and environmental effects in an environmental impact report prepared for a policy, plan, program or ordinance followed by narrower or site-specific environmental impact reports which incorporate by reference the discussion in any prior environmental impact report and which concentrate on the environmental effects which (a) are capable of being mitigated, or (b) were not analyzed as significant effects on the environment in the prior environmental impact report (Public Resources Code, Section 21094(a), Section 21068.5).

The 2016 AQMP Final Program EIR concluded that implementation of the AQMP, including Control Measure MOB-03, would have significant and unavoidable impacts in the following areas 1) aesthetics from increased glare from solar panels and from the construction and operation of catenary lines and use of bonnet technology for ships; 2) construction air quality and GHGs; 3) energy (due to increased electricity demand); 4) hazards and hazardous materials due to: (a) increased flammability of solvents; (b) storage, accidental release, and transportation of ammonia; (c) storage and transportation of liquefied natural gas (LNG); and (d) proximity to schools; 5) hydrology (water demand); 6) construction noise and vibration; 7) solid construction waste and operational waste from vehicle and equipment scrapping; and 8) transportation and traffic during construction and during operation on roadways with catenary lines and at the harbors. It also concluded that implementation of the AQMP would have significant and unavoidable cumulative impacts. The proposed project is consistent with the AQMP, as it implements Control Measure MOB-03.

In analyzing the potential impacts of Control Measure MOB-03 in particular, the 2016 AQMP Final Program EIR generally noted that this measure could have impacts associated with

¹² South Coast Air Quality Management District. 2017, March. Final Program EIR for the 2016 AQMP. <http://www.aqmd.gov/docs/default-source/ceqa/documents/aqmd-projects/2016/2016aqmpfeir.pdf>

incentivizing increased acquisition and use of zero-emission vehicles, including impacts associated with constructing infrastructure to provide support for these vehicles, increased use of electricity and alternative fuels, and increased vehicle scrapping. See, e.g., 2016 AQMP Final Program EIR at 4.1-17. Impacts associated with other measures in the AQMP included potential installation of solar panels and cool roof technology. See, e.g., 2016 AQMP Final Program EIR at 4.5-5 (discussing potential noise impacts from installation). The 2016 AQMP Final Program EIR did not specifically analyze potential impacts associated with the construction of new manufacturing plants or recycling facilities.

Pursuant to CEQA, as long as a program EIR has adequately addressed a potentially significant impact, the later EIR need not provide further analysis. See CEQA Guidelines Section 15152(f); CEQA Section 21093 (“tiering is appropriate when it helps a public agency . . . exclude duplicative analysis of environmental effects examined in previous environmental impact reports”). An impact has been adequately addressed if it has been examined at a sufficient level of detail in the prior environmental impact report to enable the lead agency and public to consider whether those effects can be mitigated or avoided by site specific revisions, the imposition of conditions, or by other means in connection with the later project. See CEQA Guidelines Section 15152(f); ~~2-Practice Under CEQA, Section 10.10~~. The 2016 AQMP Final Program EIR adequately addressed the following potentially significant impacts, which, according to the 2016 AQMP Final Program EIR, could result from Control Measure MOB-03. This EA also incorporates the cited 2016 AQMP Final Program EIR analysis by reference. See CEQA Guidelines Section 15150.

1. **Energy:** “The 2016 AQMP could result in a substantial increase in electricity use (greater than one percent of the existing electricity use in the Basin), and the increased electricity demand is considered significant.” 2016 AQMP Final Program EIR 4.10-4.

The 2016 AQMP Final Program EIR stated that “the electricity consumption impacts [associated with increased penetration of ZE vehicles] are significant because the potential 2024 electricity usage increase would exceed baseline electricity consumption by 7.8 to 12.7 percent.” Given that it is uncertain how much impact the proposed project will have with respect to increasing penetration of ZE vehicles, the 2016 AQMP Final Program EIR’s analysis of this potential impact was adequate. Nonetheless, this EA provides additional analysis of this potential impact in the Energy discussion, ~~below~~, to provide a conservative estimate of impacts under the proposed rule.

2. **Hazards:** “Hazard impacts associated with a tank rupture and the transportation of LNG were determined to be significant, and would remain significant after mitigation.” 2016 AQMP Final Program EIR 4.10-4.

Because Control Measure MOB-03 would incentivize the acquisition and use of natural gas vehicles, thereby increasing the demand for LNG fuel, the 2016 AQMP Final Program EIR concluded that MOB-03 could contribute to this potentially significant impact. Given that it is uncertain how much impact the proposed project will have with respect to increasing use of natural gas vehicles, the 2016 AQMP Final Program EIR’s analysis of this potential impact was adequate. The EA incorporates this analysis by reference in the Hazards discussion, ~~below~~.

3. **Noise:** “Noise and vibration impacts would be temporary in nature and related solely to construction activities, but are considered significant, even after mitigation.” 2016 AQMP Final Program EIR 4.10-4.

The 2016 AQMP Final Program EIR stated: “Potential noise impacts associated with the 2016 AQMP relate primarily to construction activities which could include the construction related to the: 1) installation of air pollution control equipment, (e.g., enclosures and filtration systems); 2) replacement of existing equipment; 3) installation of roadway infrastructure (wayside power and catenary lines or other similar technologies); 4) installation of battery charging or fueling infrastructure; and, 5) installation of solar panels, cool roof technology, and water heaters.” Given that it is uncertain how much of this type of construction will result from implementing the proposed project, the 2016 AQMP Final Program EIR’s analysis of this potential impact was adequate. The EA incorporates this analysis by reference in the Noise discussion, below.

4. **Solid and Hazardous Waste:** “The extent and timing of construction needed to implement the 2016 AQMP is not known at this time, but the potential to exceed landfill capacities from construction waste was found to be significant. Additionally, the high volume of vehicle and equipment to retire in a short timeframe and uncertainty of their outcome would result in potential significant solid and hazardous waste impacts.” 2016 AQMP Final Program EIR 4.10-5.

Pursuant to the 2016 AQMP Final Program EIR, Control Measure MOB-03 could contribute to this significant impact by incentivizing the use of ZE vehicles (which would require construction of infrastructure) and retirement of older vehicles (which could produce scrapping waste). Given that it is uncertain how much of this type of construction and scrapping will result from implementing the proposed project, the 2016 AQMP Final Program EIR’s analysis of this potential impact was adequate. The EA incorporates this analysis by reference in the Hazard and Hazardous Waste discussion, below.

5. **Aesthetics:** “During construction, the equipment staging and laydown areas would be in close proximity to the location of the control measures and could create a temporary, but significant aesthetic impact due to the degradation of the existing visual character of the site. The installation of catenary lines and use of bonnet technology on ocean going vessels at the ports may substantially degrade the existing visual character or quality of a site and its surroundings and this impact is considered significant.” 2016 AQMP Final Program EIR 4.10-5.
“The installation of solar panels and use of cool roof technology would create a significant source of glare.” 2016 AQMP Final Program EIR 4.10-5.

To the extent the proposed project could result in increased catenary lines, infrastructure construction projects, or installation of solar panels, this analysis of potential aesthetic impacts is sufficiently detailed. The EA incorporates this analysis by reference in the Aesthetic discussion, below.

1.3.1.2 Incorporation by Reference

CEQA also allows lead agencies to incorporate by reference environmental impact analysis prepared in prior EIRs (CEQA Guidelines Section 15150). Comments received during the public review and comment period requested that this EA consider the potential impacts of the

construction of new manufacturing and battery recycling facilities from the increased disposal of batteries and hydrogen fuel cells, and improvements to the electrical grid that could result if warehouse operators choose to comply with the WAIRE Program by purchasing or using zero emission vehicles. These potential indirect impacts of the rule were comprehensively analyzed by ~~the California Air Resources Board~~ CARB in its Final Environmental Analysis for the ACT Regulation (SCH No. 2018052041).¹³ As a result, this EA incorporates by reference the analysis in that document, as described in Chapters 3 and 4.

1.4 AREAS OF CONTROVERSY

CEQA Guidelines Section 15123(b)(2) requires a public agency to identify the areas of controversy in the CEQA document, including issues raised by agencies and the public. Over the course of developing the proposed project, the predominant concerns expressed by representatives of public agencies, industry, and environmental groups, either in public meetings or in written comments, regarding the proposed project are summarized in Table 1-1.

**Table 1-1
Areas of Controversy**

	Area of Controversy	Topics Raised by the Public	South Coast AQMD Staff Evaluation
1.	Inclusion of NZE instead of only ZE technology; availability of Class 8 ZE trucks	The proposed rule will allow the use of equipment that is not ZE, which will continue to cause adverse air quality impacts in communities.	<ul style="list-style-type: none"> • It would not be technologically feasible to require only ZE technology at this time. • ZE demonstration projects such as projects with Volvo and Daimler are being conducted and ongoing. • Potential range limitations due to battery and charging infrastructure are being considered. • Despite these limitations, trucks can be routed to accommodate range limitations. • NZE trucks result in at least 90 percent NOx emissions reductions. • NZE Class 8 trucks are commercially available today and are expected to be significantly cheaper than Class 8 ZE trucks until costs come down for ZE technologies and fuels. • <u>NZE yard trucks that use renewable fuels are allowed for Custom WAIRE Plans.</u>

¹³ California Air Resources Board. 2020, June 23. Final Environmental Analysis for the Advanced Clean Trucks Regulation. <https://ww3.arb.ca.gov/regact/2019/act2019/finalea.pdf>.

**Table 1-1
Areas of Controversy**

	Area of Controversy	Topics Raised by the Public	South Coast AQMD Staff Evaluation
2.	Compliance Options (e.g., transferring of WAIRE Points or mitigation fee)	Compliance options could allow for the rule to be used as a credit program or allow for a “pay-to-pollute” structure. Additionally, localized impacts may not be adequately addressed when using mitigation fees. Community should be involved in decision of where to use funds.	<ul style="list-style-type: none"> • Compliance options provide flexibility. • Transfer of WAIRE Points are limited to points that are in excess of the WPCO; WAIRE Points transferred to a different warehouse will be discounted. • WAIRE Point transferring provides an incentive for operators of multiple warehouses to build ZE infrastructure at a larger scale early since overcompliance at one site can be used for another site. More and earlier actions to implement ZE and NZE technologies would occur with the transfer options than without. • Fees collected will create new source of funds to reduce pollution in the communities impacted by vehicles and other emissions sources associated with warehouses. • Use of mitigation fees will be prioritized in areas near the warehouses using this compliance option. • PR 2305 proposes to regulate an industry previously not regulated for their emissions. Even if every warehouse owner or operator paid the optional mitigation fees, that would not encourage increased emissions, but would allow for a new source of funds available to reduce emissions from warehouses.
3.	Effect on incentives	Use of incentives (e.g., Carl Moyer) may be discouraged since trucks purchased with incentive funding will not count towards WAIRE Points.	<ul style="list-style-type: none"> • Any limitations on the use of incentive funds with regulations like PR 2305 are tied to the funding programs themselves, not PR 2305. PR 2305 does not place limits on the use of incentive funds. • PR 2305 is designed to work together with voluntary incentive programs as much as possible. While most trucks purchased through incentive funding programs won’t earn WAIRE Points, visits from those trucks are still able to earn WAIRE Points. • Non-state incentives such as Southern California Edison’s Charge Ready Transport can be used and still earn WAIRE Points. • Incentive programs will lower the cost of compliance with PR 2305, and the design

**Table 1-1
Areas of Controversy**

	Area of Controversy	Topics Raised by the Public	South Coast AQMD Staff Evaluation
			of PR 2305 is expected to ultimately increase interest in incentive programs rather than discourage interest.
4.	Existing and future regulations	Existing and future state and federal regulations already regulate truck emissions, and PR 2305 would not provide any additional emissions benefits.	<ul style="list-style-type: none"> • The proposed stringency of ISR is expected to result in early and additional implementation of actions beyond state requirements. Even if the PR 2305 did not result in additional emission reductions beyond state and federal regulations, it would still ensure that statewide or nationwide measures result in emissions benefits in South Coast AQMD, and in communities near warehouses. • Analysis takes into account potential interaction of PR 2305 and future state regulations by reducing or discounting PR 2305's emission reductions after considering CARB's recently adopted ACT Regulation, Heavy-Duty Engine and Vehicle Omnibus Low NOx Regulation, and Senate Bill 210 (2019) which requires CARB to develop a Heavy-Duty Inspection and Maintenance program. • Additional regulations have been proposed, such as CARB's Advanced Clean Fleets regulation and <u>U.S.</u> EPA's Cleaner Trucks Initiative, but those rules are in early stages of development and it is too speculative to determine exactly how they will affect emissions at PR 2305 warehouses. What is known about those regulatory efforts is that they are not expected to provide substantial emission reductions until the late 2020s at the earliest, whereas PR 2305 is designed to provide emission reductions as early as 2021. • CARB's Draft Mobile Source Strategy (2020) analyzed all existing and proposed CARB and <u>U.S.</u> EPA mobile source regulations and found that additional NOx reductions are still needed to meet federal air quality standards in South Coast AQMD in 2023 and 2031. PR 2305 is one measure that can provide additional reductions. • <u>PR 2305 will sunset upon final action by the U.S. EPA finding that all air basins within South Coast AQMD have attained</u>

**Table 1-1
Areas of Controversy**

	Area of Controversy	Topics Raised by the Public	South Coast AQMD Staff Evaluation
			<u>the 2015 NAAQS for ozone of 70 parts per billion and when CARB has determined that South Coast AQMD has met the state ozone standard of 70 parts per billion.</u>
5.	Availability of charging infrastructure to support ZE trucks.	Increased use of ZE trucks will require significant upgrades to the electric grid to provide sufficient charging infrastructure.	<ul style="list-style-type: none"> • There are many state policies pushing the rapid adoption of ZE vehicles (e.g., governor’s executive order N-79-20). PR 2305 promotes installation of infrastructure to facilitate this transition by including installation of charging infrastructure as a WAIRE compliance option and by providing funding for charging infrastructure through the mitigation program. • Other state and regional entities are working on programs to develop charging infrastructure (e.g., Public Utilities Commission, Energy Commission, utilities). One of the WAIRE Menu actions available for compliance with PR 2305 is the installation of EV charging infrastructure which bolsters the overall availability of EV charging infrastructure.
6.	Points for pre-existing WAIRE Menu items such as pre-existing solar or TRU Plugs	Compliance option should consider pre-existing infrastructure (e.g., solar, TRU plugs).	<ul style="list-style-type: none"> • Pre-existing infrastructure can still earn WAIRE Points for operation. • PR 2305 also allows for Phase 2 or 3 warehouse owner or operators to earn WAIRE Points earlier than PR 2305 requires, and then bank those for use in later years. In order to not discourage early action, the three-year banking clock for these WAIRE Points would not start until the Phase 2 or 3 warehouse owner or operator is required to earn Points under PR 2305.
7.	Warehouse relocation	Warehouses might relocate outside of South Coast AQMD’s jurisdiction to avoid complying with PR 2305.	<ul style="list-style-type: none"> • South Coast AQMD commissioned a study to evaluate the potential for warehouses to relocate to nearby regions in response to PR 2305. The study found that no warehouses would relocate at the proposed stringency level. Nonetheless, this Draft EA conservatively evaluates up to three warehouses relocating to a nearby region in Chapter 4. • The potential for warehouse relocation is discussed in more detail in the Staff Report and the Socioeconomic Analysis.

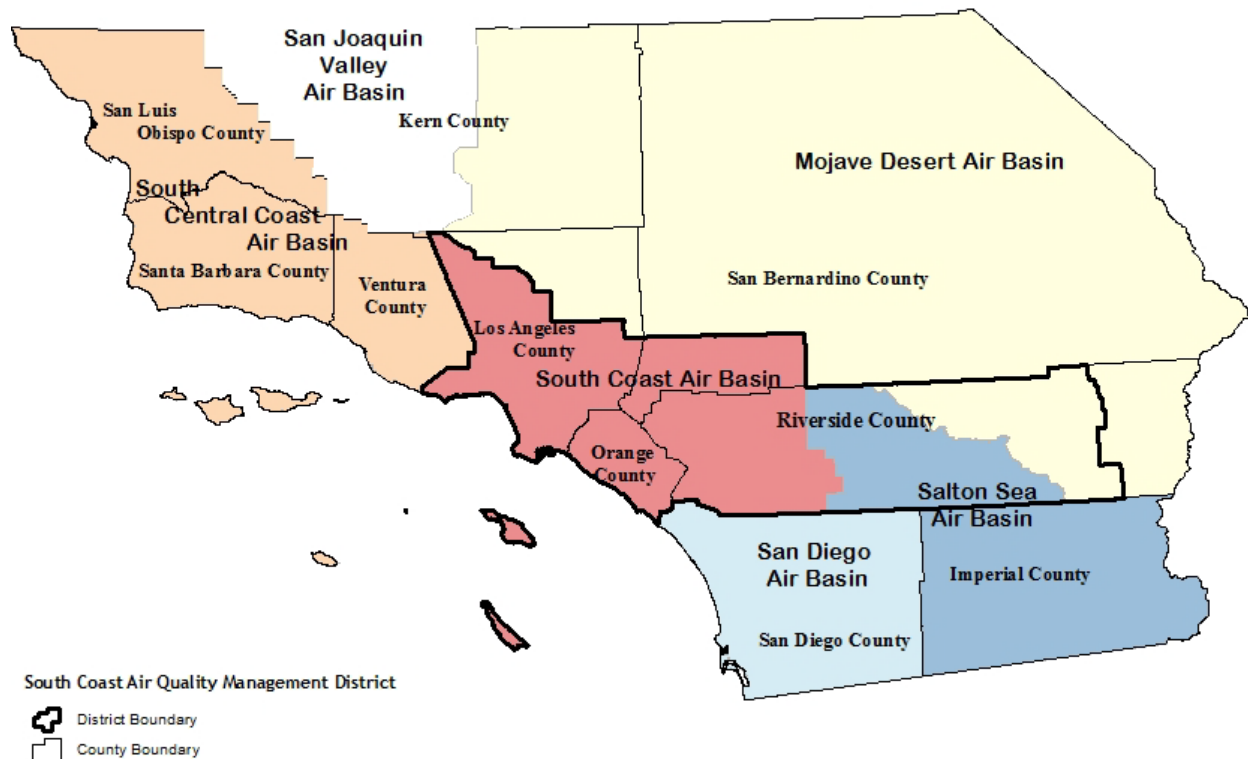
Physical changes that may be caused by PR 2305 have been evaluated in Chapter 4 of this EA. PR 316 provides a mechanism for the collection of administrative fees to be paid by warehouse facility or land owners, or operators subject to Rule 2305 to recover reasonable South Coast AQMD costs for compliance activities. No physical changes resulting from PR 316 have been identified. To date, no other controversial issues relevant to the CEQA analysis were raised in response to the NOP/IS for the proposed project.

CHAPTER 2 PROPOSED PROJECT

2.1 PROJECT LOCATION

The South Coast AQMD has jurisdiction over an area of approximately 10,743 square miles, consisting of the four-county South Coast Air Basin (SCAB); and the Riverside County portion of the Salton Sea Air Basin (SSAB); and the non-Palo Verde, Riverside County portion of the Mojave Desert Air Basin (MDAB). SCAB is a subarea of South Coast AQMD's jurisdiction, bounded by the Pacific Ocean to the west and the San Gabriel, San Bernardino, and San Jacinto mountains to the north and east. SCAB includes all of Orange County and the non-desert portions of Los Angeles, Riverside, and San Bernardino counties. The Riverside County portion of the SSAB is bounded by the San Jacinto Mountains in the west and spans eastward up to the Palo Verde Valley. A federal nonattainment area (known as the Coachella Valley Planning Area) is a subregion of Riverside County and the SSAB that is bounded by the San Jacinto Mountains to the west and the eastern boundary of the Coachella Valley to the east (see Figure 2-1).

**Figure 2-1
Southern California Air Basins and South Coast AQMD's Jurisdiction**



2.2 PROJECT BACKGROUND

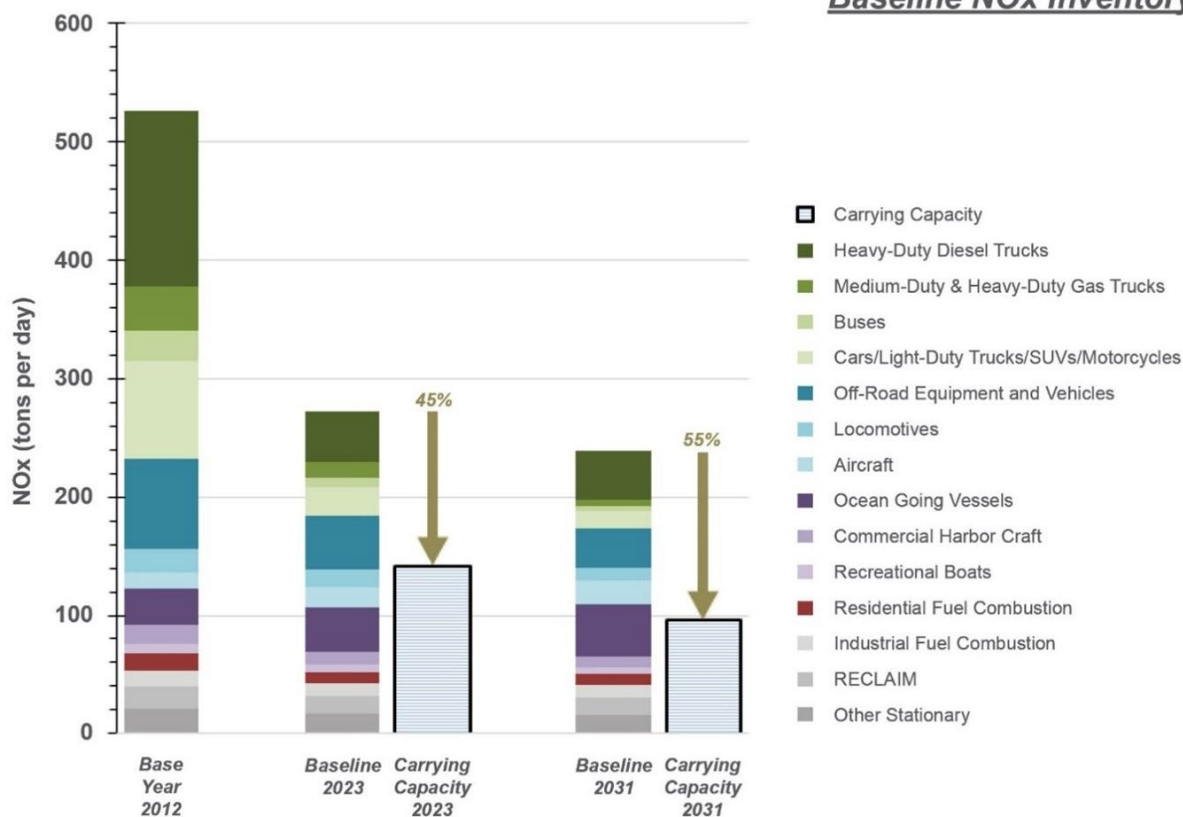
In response to historical and ongoing exceedances of state and federal ambient air quality standards for PM₁₀, PM_{2.5}, and ozone, South Coast AQMD has adopted a series of AQMPs with the most recent 2016 AQMP¹ adopted in March 2017. The 2016 AQMP evaluated new implementation strategies and control measures to achieve emission reductions to demonstrate how the region will meet federal air quality standards for ozone and PM_{2.5}. The 2016 AQMP states NO_x, VOC, and PM_{2.5} emissions need to be addressed, emphasizing NO_x emission reductions are ultimately most important to meet federal standards for ozone and PM_{2.5}. DPM is a component of PM_{2.5}.

The 2016 AQMP includes potential regulatory control options to achieve multiple air quality goals. The primary goal of the 2016 AQMP is to reduce NO_x emissions as one of many local, state, and federal strategies to meet the 1997 and 2008 8-hour ozone National Ambient Air Quality Standards (NAAQS). If these standards are met, then all other federal ozone and PM standards within South Coast AQMD should be achieved. In order to meet these air quality standards, total NO_x emissions in the SCAB must be reduced by approximately 45 percent below ‘baseline’ 2023 levels, and 55 percent below ‘baseline’ 2031 levels (see Figure 2-2). ‘Baseline’ levels in this context refer to future emission levels that are expected with all adopted regulations in place at the time that the 2016 AQMP was approved by the South Coast AQMD Governing Board. Any new regulations adopted after the 2016 AQMP would reduce emissions below this ‘baseline.’²

¹ South Coast AQMD, Final 2016 Air Quality Management Plan, March 2017. <https://www.aqmd.gov/home/air-quality/clean-air-plans/air-quality-mgt-plan/final-2016-aqmp>.

² Note that the term ‘baseline’ as used in this section refers to the emissions data presented in the 2016 AQMP. A traditional CEQA baseline is used in the environmental impact analysis of this EA (i.e., the environment as it existed when the NOP was issued).

Figure 2-2
NOx Emission Reductions Needed to Achieve Federal 8-Hour Ozone NAAQS
Baseline NOx Inventory



Source: South Coast AQMD, 2016 Air Quality Management Plan, Potential Strategies for Facility-Based Mobile Source Measures, May 4, 2018, Figure 1-1, page 1-1, <http://www.aqmd.gov/docs/default-source/Agendas/Governing-Board/2018/2018-may4-032.pdf>

To meet air pollution reduction goals, the 2016 AQMP contains Facility-Based Mobile Source Measures (FBMSMs) to reduce NOx and PM2.5 emissions associated with the goods movement industry as one of many local, state, and federal strategies to meet the 8-hour ozone NAAQS.³ The FBMSMs were focused on four sectors of the goods movement industry: commercial marine ports, rail yards and intermodal facilities, warehouse distribution centers, and commercial airports.

2.2.1 Warehouse Distribution Centers

The 2016 AQMP included Control Measure MOB-03 – Emission Reductions at Warehouse Distribution Centers which required the assessment and identification of potential actions to reduce emissions associated with warehouse distribution centers.⁴ Distribution centers and/or warehouses are facilities that serve as a distribution point for the transfer of goods and have a variety of emission sources. In particular, depending on the size and type, a warehouse distribution center may attract hundreds of diesel trucks each day which deliver, load, and/or unload goods, often

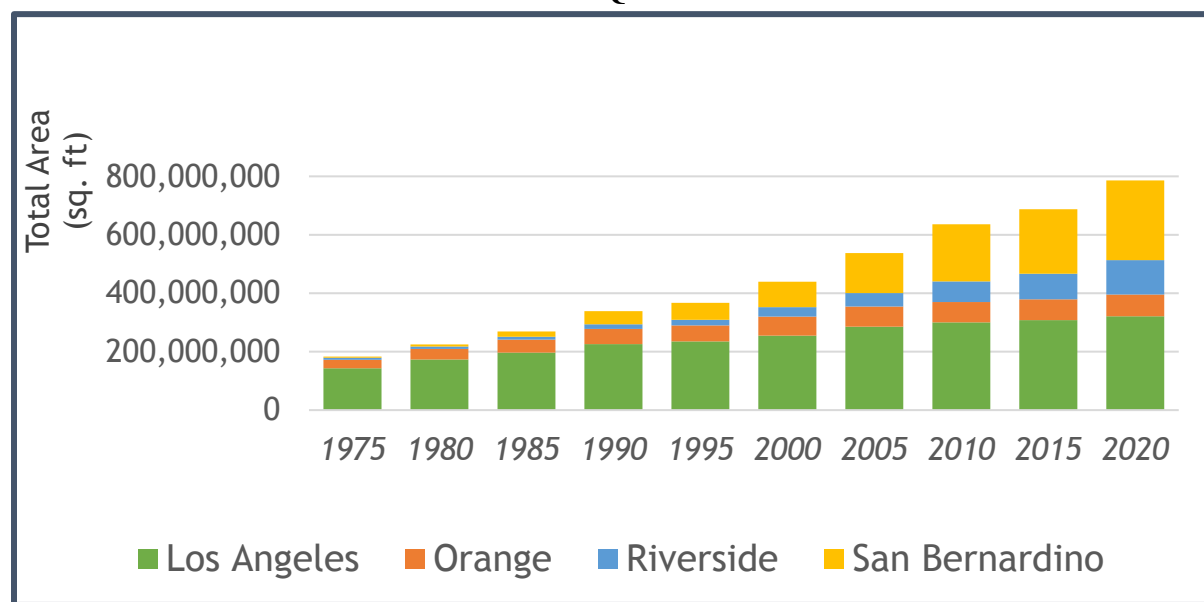
³ NOx is locally and regionally important due to its involvement in the photochemical formation of ozone and PM2.5.

⁴ South Coast AQMD, Final 2016 Air Quality Management Plan, March 2017. <https://www.aqmd.gov/home/air-quality/clean-air-plans/air-quality-mgt-plan/final-2016-aqmp>

operating seven days a week. Further, if the warehouse distribution center needs to transport perishable goods which require refrigeration, the trucks are equipped with diesel-fueled Transport Refrigeration Units (TRUs). In addition, diesel-fueled cargo handling equipment (CHE) such as yard tractors are utilized to move goods throughout the warehouse and onto or off of the trucks. Lastly, warehouse employees' commute trips via gasoline or diesel-fueled passenger vehicles also contribute to the overall emissions. Thus, emissions from trucks with or without TRUs, CHEs, and warehouse employees all contribute to the overall emissions profile associated with warehouse distribution centers. Additional emissions sources include power plant emissions associated with providing electricity to warehouses, natural gas usage for heating and water heating onsite, and potentially onsite stationary sources like diesel backup engines, vehicle fueling stations, or manufacturing equipment.

Over the past decade, the capacity and quantity of warehouse distribution centers have been increasing rapidly throughout the region (Figure 2-3), and future growth of this sector is projected to continue, with the greatest growth occurring in the Inland Empire (e.g., an additional ~15 million square feet per year added to the regional building stock).⁵ As shown in Table 2-1 below, the majority of NO_x emissions currently and in the future are from heavy-duty diesel trucks.

Figure 2-3
Total Square Footage of Building Potentially Subject to PR 2305 by County in South Coast AQMD



Source: COSTAR

⁵ Southern California Association of Governments. 2018, April. Final Industrial Warehousing in the SCAG Region. https://scag.ca.gov/sites/main/files/file-attachments/final_report_03_30_18.pdf

Table 2-1
Baseline NO_x and DPM Emissions Inventory for Warehouses
Potentially Subject to PR 2305

Emission Source	2019		2023		2031	
	NO _x	DPM	NO _x	DPM	NO _x	DPM
Trucks	39.8 <u>41.7</u>	0.68 <u>0.67</u>	24.0 <u>20.2</u>	0.18 <u>0.14</u>	24.8 <u>16.8</u>	0.20 <u>0.12</u>
Passenger Vehicles	1.0 <u>1.1</u>	0.02	0.7	0.02	0.4	0.01
Cargo Handling Equipment	0.1	<0.01	0.1	<0.01	0.1	<0.01
TRUs	1.9 <u>1.8</u>	0.08	1.6	0.07	1.6	0.06
Total	43.0 <u>44.7</u>	0.8	27.0 <u>22.6</u>	0.3 <u>0.23</u>	27.0 <u>18.9</u>	0.25 <u>0.19</u>
Source: Table 13: Summary of Baseline Emissions Associated with PR 2305 Warehouses Expected to Earn WAIRE points; Preliminary Second Draft Staff Report: http://www.aqmd.gov/does/default-source/planning/fbmsm-does/preliminary-draft-staff-report.pdf – http://www.aqmd.gov/home/air-quality/clean-air-plans/air-quality-mgt-plan/facility-based-mobile-source-measures/warehs-distr-wkng-grp						

2.2.2 Working Group Meetings

In order to evaluate potential emission reduction strategies for the FBMSMs, including Control Measure MOB-03, South Coast AQMD staff convened FBMSM Working Groups with stakeholders to explore voluntary, collaborative approaches in addition to potential regulatory approaches to reduce emissions from facilities following adoption of the 2016 AQMP. A total of 17 working group meetings for all FBMSMs were held in the first year following the adoption of the 2016 AQMP in March 2017, with three meetings held on June 1, 2017, October 4, 2017, and January 17, 2018, which specifically focused on warehouses.

After considering the recommendations by South Coast AQMD staff on potential voluntary and regulatory strategies developed from the FBMSM Working Group Meetings, the South Coast AQMD Governing Board, at the May 4, 2018, Public Hearing, directed staff to initiate the development of an ISR for warehouses and distribution centers. The Warehouse ISR Working Group was formed to discuss warehouse air quality related issues and to provide feedback on a potential ISR approach, and 12 meetings were held on the following dates: August 1, 2018, August 23, 2018, October 24, 2018, March 22, 2019, August 23, 2019, September 19, 2019, November 13, 2019, December 10, 2019, March 3, 2020, October 9, 2020, October 30, 2020, and December 17, 2020. Additional working group meetings continue to be held as part of the rule development process. Presentations for the FBMSM and the Warehouse ISR Working Group meetings are available on the South Coast AQMD's website at: <http://www.aqmd.gov/home/air-quality/clean-air-plans/air-quality-mgt-plan/facility-based-mobile-source-measures/fbmsm-mtngs>.

2.2.3 Warehouse ISR

Recognizing the importance of reducing criteria pollutant emissions from facilities that attract mobile emission sources, federal law allows states to adopt indirect source regulations. California law explicitly provides ISR authority to local air districts (Health and Safety Code Sections 40716, 40440). An indirect source is defined in the Federal Clean Air Act as “a facility, building, structure,

installation, real property, road, or highway which attracts, or may attract, mobile sources of pollution” (42 United States Code (USC) Section 7410(a)(5)(C)).

As such, the following potential options for reducing emissions from the warehouse source category were discussed in the Warehouse ISR Working Group:

- **Facility Caps:** Allow emissions at each warehouse distribution center to be capped so each warehouse distribution center would have the flexibility to individually determine how to reduce emissions.
- **Local Government Measures:** Local governments may decide to tailor emission reduction strategies to address local needs (e.g., through their land use authority).
- **Clean Fleets Crediting/Banking Program:** Allow clean fleets to generate credits that would be managed through a bank while requiring ISR facilities to regularly purchase and apply the credits to offset emissions from individual warehouse distribution centers.
- **Voluntary Fleet Certification Program:** Allow fleet owners to certify their fleets are cleaner than what would otherwise be required by CARB regulations while requiring facilities to use a prescribed amount of certified fleets.
- **Best Management Practices (BMPs):** Allow facilities to choose from an assortment of BMPs such as utilizing ZE or NZE equipment on site, and/or installing ZE/NZE fueling and charging infrastructure, or solar energy storage.
- **Mitigation Fees:** Allow facilities to pay mitigation fees if other options are not chosen and apply collected funds to subsidize the purchase and use of ZE/NZE equipment or the installation of fueling/charging infrastructure.

Of these options, only the Best Management Practices (now the WAIRE Menu and Custom WAIRE Plan option) and the Mitigation Fee options have been carried forward to PR 2305. These options were found to be the least administratively burdensome for facilities and South Coast AQMD compliance staff, and ensured that emission reductions would be focused in the communities near warehouses. PR 2305 and PR 316 are described in the Project Description section below.

2.3 NEED FOR THE PROJECT

There are six key reasons why PR 2305 and PR 316 are needed. First and foremost, as discussed above, the South Coast AQMD region continues to experience ozone and fine particulate matter levels that exceed federal air quality standards. This poor air quality is among the worst, if not the worst, in the nation.⁶ Attaining the air quality standards yields monetized health benefits that are estimated to be about 173 billion dollars.⁷ NO_x is the primary pollutant that needs to be reduced to meet federal air quality standards, and mobile sources associated with goods movement make up about 52 percent of all NO_x emissions in the SCAB.⁸ Trucks are the largest source of NO_x

⁶ American Lung Association. 2021. State of the Air 2020. <https://www.stateoftheair.org/assets/SOTA-2020.pdf>

⁷ South Coast Air Quality Management District. 2017, March. Final Socio Economic Report. 2016 Final Air Quality Management Plan. http://www.aqmd.gov/docs/default-source/clean-air-plans/socioeconomic-analysis/final/sociofinal_030817.pdf

⁸ Southern California Association of Governments. 2020, September 3. Connect SoCal Technical Report: Transportation System Goods Movement. https://scag.ca.gov/sites/main/files/file-attachments/0903fconnectsocial_goods-movement.pdf?1606001690

emissions in the air basin and also for the emissions associated with warehouses. Any diesel PM reductions brought about by PR 2305 and PR 316 will also help meet federal air quality standards for fine PM. PR 2305 and PR 316 would contribute to reducing emissions from the goods movement sector by requiring warehouse operators to take actions to reduce emissions directly through their own actions, or through taking actions to facilitate emissions reductions.

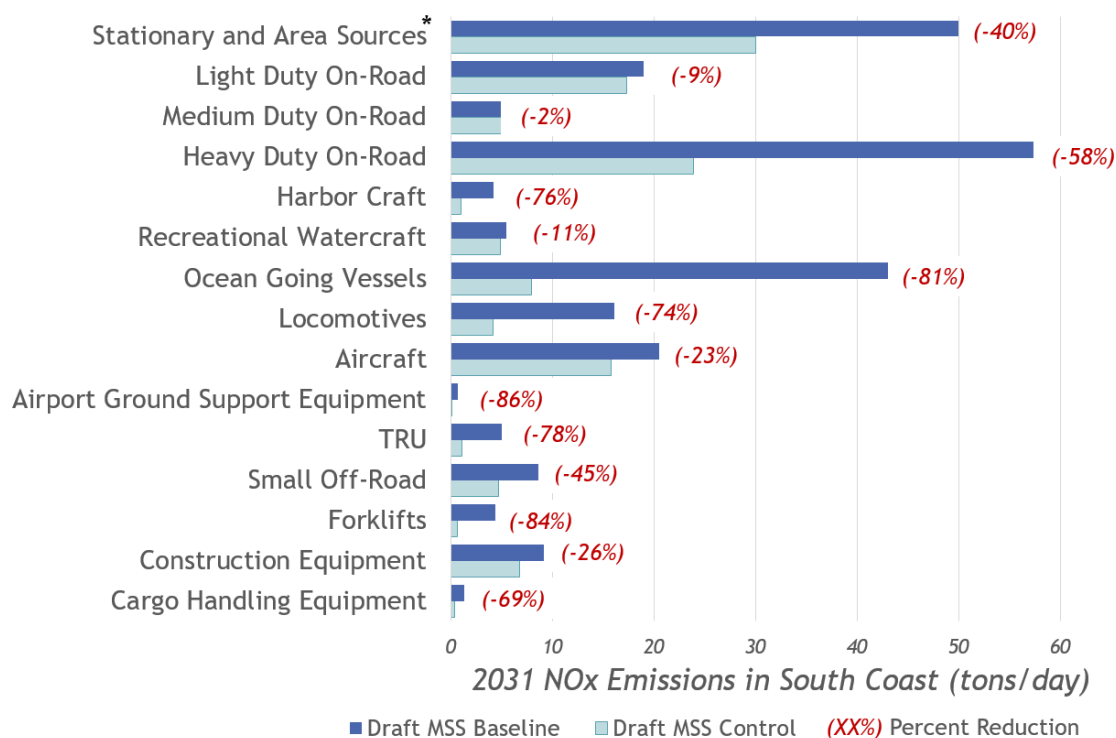
Second, existing regulations are not sufficient to meet either the 2023 or 2031 federal ozone attainment standard dates. Even newly proposed regulations from CARB and U.S. EPA (as shown in CARB's Draft Mobile Source Strategy [MSS]) will not reduce NOx emission enough to be able to meet these air quality standards on their own, and additional actions are needed. The Draft MSS evaluates emissions from all mobile source sectors (which make up at least 80 percent of NOx emissions in South Coast AQMD) and identifies potential targets for future measures in order to meet the various state goals for air pollution and climate impacts.⁹ A summary of the emission reductions CARB is targeting in 2031 from all vehicle sectors is shown in Figure 2-4. There are three key conclusions that can be drawn from the Draft MSS analysis:

1. Significant emissions reductions are required from all mobile source sectors in order to meet 2031 ozone standards.
2. The draft MSS analysis does not evaluate the 2023 ozone standard, and its proposed strategy will not meet this standard.
3. Some mobile source sectors with significant emissions and targeted emission reductions (e.g., ocean going vessels, locomotives, aircraft) may require regulations from either the federal government or from international bodies. Emission reductions from these sectors are therefore likely more difficult to achieve than emission reductions from sources that operate solely within the state. If shortfalls occur from these sectors, more emissions reductions from other sectors (e.g., heavy duty on-road vehicles, cargo handling equipment, ~~locomotives, aircraft, ocean going vessels,~~ light duty on-road vehicles, etc.) may be required.

No single regulation could achieve federal air quality standards on its own, including PR 2305 and PR 316. However, these proposed rules are designed to contribute their own additional emissions reductions and enhance emission reductions from other programs, and are part of the collective of actions needed to meet air quality standards.

⁹ Draft MSS available here: <https://ww2.arb.ca.gov/resources/documents/2020-mobile-source-strategy>

Figure 2-4
2031 Emission Reduction Targets in CARB Mobile Source Strategy



Source: CARB Draft 2020 Mobile Source Strategy, <https://ww2.arb.ca.gov/resources/documents/2020-mobile-source-strategy>

A third reason for the project is that the 2016 AQMP estimated that at least one billion dollars per year in incentive funding to clean up vehicle and engine fleets would be needed—absent any further regulations—to meet the 2023 and 2031 federal ozone attainment standard dates. Although incentive funding has increased, reaching between 100 to 200 million dollars per year over the past few years,¹⁰ it has not reached a level sufficient to turn over enough cleaner vehicles to meet air quality standards. Many incentive programs are oversubscribed, with demand far exceeding funding availability.¹¹ However, some programs are undersubscribed.¹² PR 2305 and PR 316 are designed to work with existing and future incentive programs. The requirements in PR 2305 and PR 316 are expected to increase industry's interest in incentive programs in order to reduce the cost of compliance. This can help ensure that all incentive funds are spent and can potentially spread incentives to a broader segment of industry if more recipients sign up for funding. Finally, much of the incentive funding that South Coast AQMD distributes is allocated annually as part of the state legislature's budgetary process. A regulatory requirement may increase the request for funding from the legislature by many stakeholders, which has the potential to further increase the amount of funding available and reduce the cost of compliance to industry.

¹⁰ South Coast Air Quality Management District. 2019, December 6. Final Contingency Measure Plan. Planning for Attainment of the 1997 80 ppb 8-Hour Ozone Standard in the South Coast Air Basin <http://www.aqmd.gov/docs/default-source/planning/1997-ozone-contingency-measure-plan/1997-8-hour-ozone-draft-contingency-measure-plan---120619.pdf>

¹¹ South Coast Air Quality Management District. 2020, December 18. Technology Committee Meeting. <http://www.aqmd.gov/docs/default-source/Agendas/Technology/technology-committee-agenda-12-18-20.pdf>

¹² South Coast Air Quality Management District. 2020, December 4. Governing Board Meeting. <http://www.aqmd.gov/docs/default-source/Agendas/Governing-Board/2020/2020-dec4-005.pdf>

A fourth need for PR 2305 and PR 316 includes providing support for statewide policies and objectives to increase the number of ZE vehicles. There are many actions occurring across state government to increase the use of ZE vehicles to satisfy many goals, including meeting federal and state air quality standards, reducing localized air quality impacts, reducing greenhouse gas emissions, etc.¹³ The South Coast AQMD is uniquely positioned to contribute to this effort with its indirect source authority. PR 2305 and PR 316 provide a mechanism to require warehouse operators to encourage ZE vehicle use at their facilities as one of many options of compliance.

A fifth air quality need is to ensure that state actions to require cleaner vehicles actually occur in the South Coast AQMD. The recent ACT and Low NO_x Omnibus regulations assume a certain amount of new truck sales every year, and also assume that the activity of those newer, cleaner trucks will occur consistent with past behavior as demonstrated in the EMFAC model. However, the nature of those two regulations ensures that lower emissions occur only *if* trucks are sold, but it does not require any certain number of trucks to be sold, or to operate within the South Coast AQMD. Similarly, the upcoming TRU regulation is expected to have requirements for newly manufactured trailer TRUs to meet lower PM standards, yet will not mandate that fleets purchase them.¹⁴ PR 2305 and PR 316 would place requirements on warehouse operators in South Coast AQMD that will encourage them to ensure that the potential benefits from these regulations occur here.

Finally, in addition to the regional pollution that exceeds federal air quality standards from emission sources associated with warehouses, there are important localized health effects from air pollution. Communities have repeatedly expressed concern about these impacts, including through the AB 617 process. In particular, diesel fueled vehicles and equipment like on-road trucks, off-road yard trucks, and TRUs emit diesel PM, a pollutant designated a carcinogen by the state of California.¹⁵ Diesel PM contains many pollutants (e.g., benzene, acetaldehyde, etc.) which are also recognized federally as hazardous air pollutants.¹⁶ Further, the state Office of Environmental Health Hazard Assessment (OEHHA) has developed a tool to evaluate the environmental burden on communities throughout the state called CalEnviroScreen.¹⁷ As seen in Figure 2-5 below, an analysis of communities in South Coast AQMD shows that those living within 0.5 miles of a PR 2305 warehouse rank in the 80th percentile according to CalEnviroScreen, whereas the average community in South Coast AQMD has a much lower burden, ranking in the 61st percentile. PR 2305 and PR 316 can reduce this local pollution burden on environmental justice communities by requiring warehouse operators to take actions to reduce emissions from trucks and other emission sources associated with their facility, ~~as well as~~ and can take actions to facilitate and enhance emission reductions from other programs (e.g., incentive programs, CARB regulations, etc.). Some of these disadvantaged communities with local pollution issues were selected to be part of the AB 617 Program, and all three Year 1 communities requested that the warehouse ISR be developed due to concerns about carcinogenic diesel PM.

¹³ Governor's Interagency Working Group on Zero-Emission Vehicles. 2018, September. 2018 ZEV Action Plan Priorities Update. <https://static.business.ca.gov/wp-content/uploads/2019/12/2018-ZEV-Action-Plan-Priorities-Update.pdf>

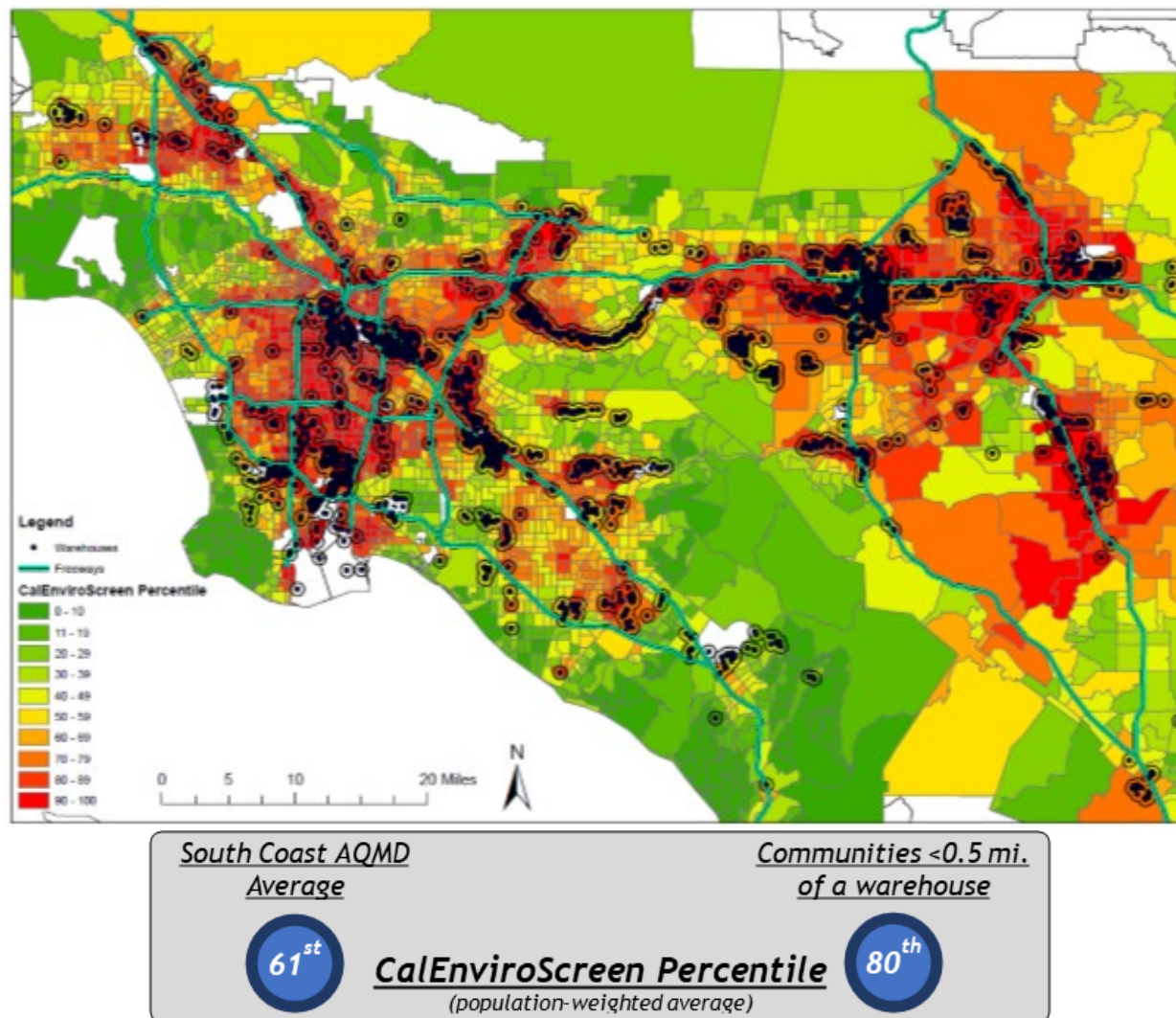
¹⁴ California Air Resources Board. 2021 (Accessed). New Transport Refrigeration Unit Regulation in Development. <https://ww2.arb.ca.gov/our-work/programs/transport-refrigeration-unit/new-transport-refrigeration-unit-regulation>

¹⁵ Office of Environmental Health Hazards Assessment. Executive Summary For the "Proposed Identification of Diesel Exhaust as a Toxic Air Contaminant." <https://ww2.arb.ca.gov/sites/default/files/classic/toxics/dieseltac/finexsum.pdf>

¹⁶ United States Environmental Protection Agency. 2021 (Accessed). Initial List of Hazardous Air Pollutants with Modifications <https://www.epa.gov/haps/initial-list-hazardous-air-pollutants-modifications>

¹⁷ This tool ranks communities based on their pollution burden (e.g., air pollution levels), as well as community characteristics that can make them more susceptible to impacts from pollution (e.g., socioeconomic status). Communities are given a percentile score (out of 100%) to show how they compare with the rest of the state—higher scores mean they experience higher burden. (<https://oehha.ca.gov/calenviroscreen>).

Figure 2-5
Environmental Burden on Communities Near PR 2305 Warehouses as Demonstrated by CalEnviroScreen



2.4 PROJECT OBJECTIVES

The main objectives of the proposed project are to: 1) reduce NO_x and PM emissions, including DPM emissions, and reduce associated public health impacts from warehouse activities; 2) facilitate local and regional reduction of emissions associated with warehouses and the mobile sources attracted to warehouses in order to assist in meeting federal and state air quality standards for ozone and PM_{2.5}; 3) implement actions to reduce air pollution that disproportionately affects environmental justice communities in accordance with AB 617; and 4) reduce exposure from emissions associated with warehouse activities for communities located in the vicinity of a warehouse.

2.5 PROJECT DESCRIPTION

The proposed project is comprised of PR 2305 and the associated mitigation program and PR 316. The purpose of PR 2305 is to facilitate reductions of NO_x and PM emissions, including DPM emissions, associated with warehouses and the mobile sources attracted to warehouses subject to PR 2305 in order to assist in meeting state and federal air quality standards for ozone and PM_{2.5}. Implementation of the proposed project is expected to result in NO_x and PM, including DPM, emission reductions and reduced associated public health impacts from warehouse activities which will vary depending upon the implementation measures employed.

The purpose of PR 316 is to establish a mechanism for the collection of administrative fees to be paid by warehouses subject to PR 2305 to recover South Coast AQMD administrative costs associated with review of various notifications, Custom WAIRE Plan evaluation, reports, and mitigation fees as well as compliance activities such as conducting desktop audits, onsite inspections, and reviewing records.

2.5.1 Proposed Rule 2305 – Warehouse Indirect Source Rule – Warehouse Actions and Investments to Reduce Emissions (WAIRE) Program

The section provides a detailed summary of the key elements contained in PR 2305. ~~A draft of~~ PR 2305 can be found in Appendix A1. PR 2305 is designed to apply to any new or existing warehouse located within South Coast AQMD's jurisdiction with an indoor warehouse floor space equal to or greater than 100,000 square feet within a single building. PR 2305 also applies to manufacturing or other facilities that have ancillary warehouses with equal to or greater than 100,000 square feet of indoor floor space in a single building.

Implementation of PR 2305 would initially affect about 3,320 warehouses. Some of these facilities have more than one tenant, so there are potentially a total of about 4,000 warehouse operators that may be subject to the rule. As new facilities are built, they would also become subject to the rule. It is expected that about 418 of these existing facilities would only be subject to reporting requirements in PR 2305. Figure 2-6 shows the approximate location of these existing facilities within South Coast AQMD's jurisdiction.

The WAIRE Program under PR 2305 is being developed so operators of warehouses subject to PR 2305 can implement changes to reduce emissions from mobile sources associated with their operations. Under this program, warehouse operators must report the number of truck trips for applicable warehouses over the prior 12-month compliance period. These truck trips in turn are converted into each operator's WAIRE Points Compliance Obligation (WPCO) for that compliance period. The WPCO can be satisfied by earning WAIRE Points. These WAIRE Points, in turn, are earned by completing actions and investments from the WAIRE Menu, completing actions from an approved Custom WAIRE Plan, or paying the optional mitigation fee. Warehouse operators (or warehouse facility or land owners acting on behalf of their operators) must satisfy a WPCO every year.

2.5.1.1 Calculating WPCO

A warehouse's WPCO is calculated by multiplying the number of weighted annual truck trips (WATTs) by a Stringency factor and an Annual Variable, as shown in the following equation.

$$WPCO = WATTs \times Stringency \times (Annual\ Variable)$$

Where:

- WPCO is the number of WAIRE Points a warehouse operator must earn in a year.
- WATTs are the number of Weighted Annual Truck Trips.
- Stringency factor is a dimensionless multiplier that determines how many Points an operator needs to earn.
- The Annual Variable is a dimensionless multiplier which controls how the stringency will phase in through time.

A warehouse operator with a WPCO that is less than 10 in any compliance period is exempt from the requirement to earn WAIRE Points for that compliance period. The warehouse operator shall document their WPCO and exemption in an Annual WAIRE Report.

WATTs include the number of all actual truck trips from Class 2b to Class 8 vehicles that occurred at a warehouse (i.e., the number of trips to and from the warehouse) while the warehouse operator was responsible for operations during the previous 12-month compliance period. If a warehouse is occupied by more than one warehouse operator, the WATTs are only the truck trips attributed to that operator. Warehouse operators would be required to count and report all of the trucks entering their facility's truck entrance to determine the WATTs in every compliance year.

WATTs are calculated according to the following equation:

$$WATTs = [Class\ 2b\ to\ 7\ truck\ trips] + [2.5 \times Class\ 8\ truck\ trips]$$

In the rare event of a force majeure event such that the warehouse operator does not have truck trip information (e.g., records destroyed in a fire), then the WATTs(alt) are determined using default average truck trip rates.

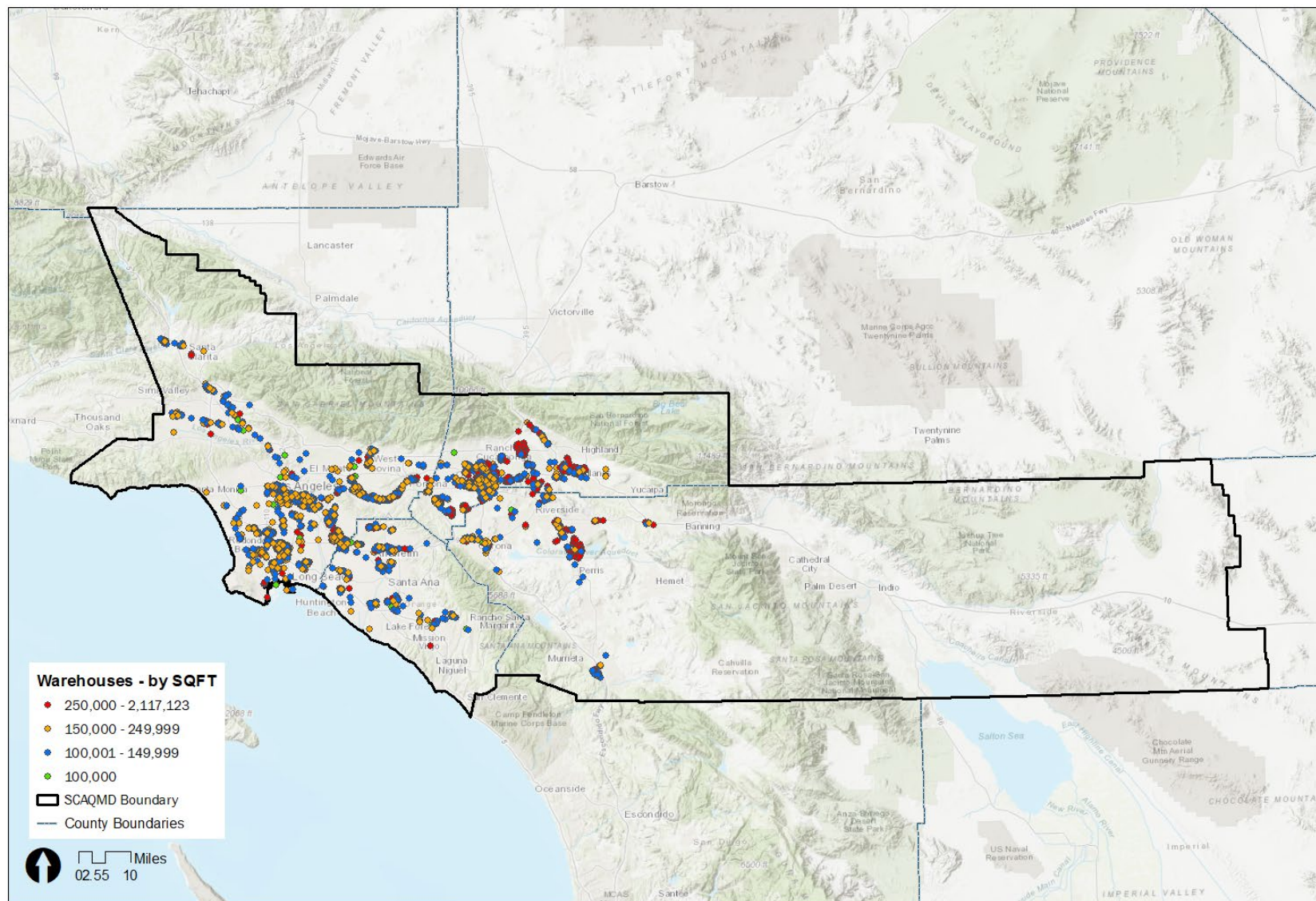
$$WATTs(alt) = Days\ per\ Year \times Warehouse\ Size \times WTTR^{18}$$

To determine how many WAIRE Points a warehouse operator needs to earn per WATT, a Stringency factor was developed. The factor was developed in consideration of balancing the following elements: emission reduction needs to meet attainment deadlines, emission reductions that can be achieved beyond what other regulations will require, the significance of emissions from the warehouse industry on local communities, and the economic impacts of PR 2305 on the warehousing industry. Balancing these elements, South Coast AQMD staff is proposing to set the Stringency factor at 0.0025 WAIRE Points per WATT.

The Annual Variable was developed to provide a phase-in of the proposed project's stringency and is tied to PR 2305's Phases (see Table 2 in Appendix A1). The Annual Variable increases each year, beginning at an Annual Variable of 0.33 in the facility's initial compliance period year. Full stringency would be achieved in a facility's third compliance period year with an Annual Variable of 1.0. However, the Annual Variable is established relative to the proposed project's adoption and will not 'reset' for new facilities. For example, this means that a new Phase 3 warehouse facility built in 2025 submitting their first Annual WAIRE Plan after ~~July~~ January 1, 2026, would be subject to an Annual Variable of 1.0, or full stringency. The steady increase in the Annual Variable attached to the warehouse Phases schedule allows for a gradual increase in WPCO in the initial years following the adoption of PR 2305.

¹⁸ WATTs(alt) = Weighted Annual Truck Trips alternate calculation and WTTR = Weighted Truck Trip Rate

Figure 2-6
Warehouses $\geq 100,000$ Square Feet in the South Coast AQMD Jurisdiction

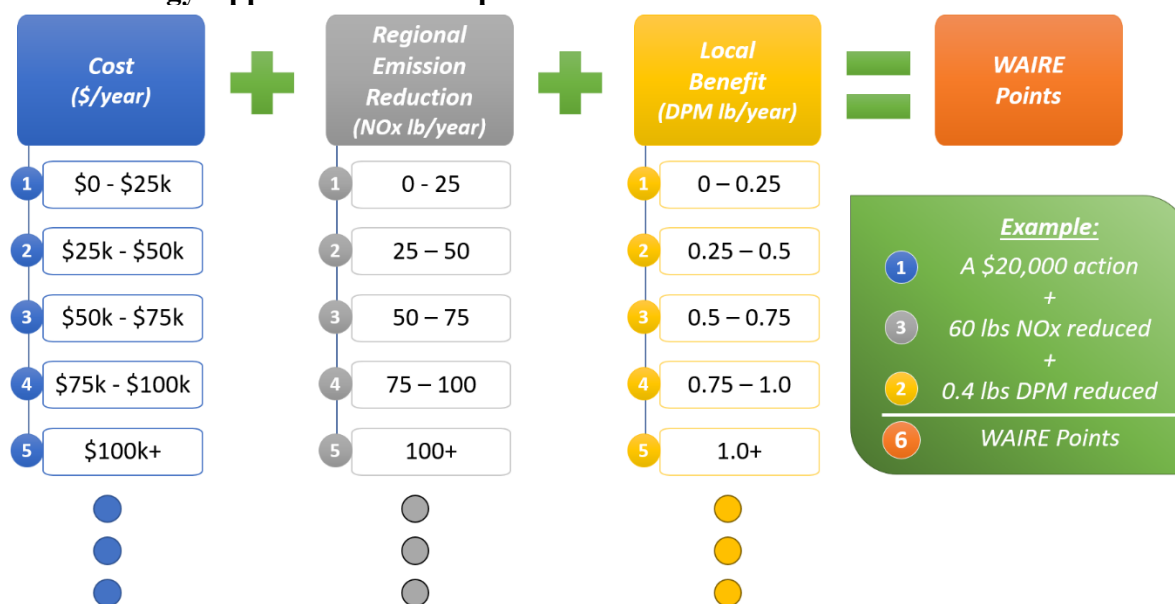


2.5.1.2 Earning WAIRE Points

WAIRE Points can be earned by completing actions and investments from the following menu of implementation measures: 1) acquiring and/or using NZE and ZE trucks; 2) acquiring and/or using ZE yard trucks; 3) installing and/or using ZE charging/fueling infrastructure (e.g., electric charger, hydrogen fuel station) for cars, trucks, and/or TRUs; 4) installing and/or using onsite energy systems (e.g., solar panels); and 5) implementing community benefits (e.g., air filters for sensitive receptors). In addition, warehouse operators may apply to earn WAIRE Points through a Custom WAIRE Plan specific to their operations that satisfy strict criteria.

Most warehouse operators are expected to earn WAIRE Points using the WAIRE Menu in Table 3 of PR 2305 (see Appendix A1). This table equates the number of WAIRE Points earned to a set level of implementation of every action. For example, 365 visits by a Class 8 ZE truck in one year would earn 51 WAIRE Points. The exact methodology to determine the number of WAIRE Points for each action in the WAIRE Menu is described in the WAIRE Menu Technical Report (Appendix B of the ~~Preliminary~~ Second Draft Staff Report¹⁹). This method generally considers for each action: the annualized cost of installing and/or operating vehicles/infrastructure; the amount of regional NO_x emissions reductions; and the local DPM emissions reduction benefit, which are generally weighted equally using the equation in Figure 2-7 below. Warehouse operators will not use this equation. Rather, they will only need to use the WAIRE Menu to determine how many WAIRE Points they have earned for this compliance option.

Figure 2-7
Methodology Approach to Develop WAIRE Points for Each WAIRE Menu Action



¹⁹ South Coast Air Quality Management District. 2021, April January. ~~Preliminary~~ Second Draft Staff Report Proposed Rule 2305 – Warehouse Indirect Source Rule - Warehouse Actions and Investments to Reduce Emissions (WAIRE) Program and Proposed Rule 316 – Fees for Rule 2305. <http://www.aqmd.gov/does/default-source/planning/fbmsm-does/preliminary-draft-staff-report.pdf> <http://www.aqmd.gov/home/air-quality/clean-air-plans/air-quality-mgt-plan/facility-based-mobile-source-measures/warehs-distr-wkng-grp>

WAIRE Points may be earned only for actions that go beyond existing state and federal regulations. If adopted, PR 2305 will interact with other existing and upcoming regulations and incentive programs in varying ways. For example, some incentive programs like Carl Moyer prohibit using funds to comply with a regulation. A warehouse operator that owns a fleet may not use Carl Moyer funds to purchase a truck and also earn WAIRE Points for that truck purchase. However, visits to a warehouse from a truck that was funded through the Carl Moyer program can still earn WAIRE Points because Carl Moyer does not require localized emission reductions near warehouses, and because the Carl Moyer program applies to truck owners and not warehouse operators. Separately, if CARB adopts a regulation that applies to warehouse operators (e.g., installing ZE charging infrastructure), ~~they operators~~ will not be able to use those actions to comply with PR 2305. However, if they implement actions beyond CARB requirements, or earlier than required by CARB, then they would be able to earn WAIRE Points for those actions.

In lieu of satisfying the WPCO via the WAIRE Menu, a warehouse operator may choose two other options or may choose a combination thereof. The first is to prepare and then implement a Custom WAIRE Plan tailored to the operator's site that will achieve an equal number of WAIRE Points as would be obtained by implementing actions from the WAIRE Menu.²⁰ The types of projects that might fit within this approach that have been suggested by industry stakeholders include modifying a building's energy use throughout the day to draw more energy from renewable power sources (such as solar) rather than natural gas fueled power plants, operating NZE yard trucks using renewable fuels, or installing ZE charging infrastructure for onroad trucks at an offsite location, perhaps in cooperation with other nearby warehouse operators.

The Custom WAIRE Plan application shall follow the WAIRE Implementation Guidelines and the following criteria:

- Custom WAIRE Plan applications must demonstrate how the proposed action will earn WAIRE Points based on the incremental cost of the action, the NOx emission reductions from the action, and the DPM emission reductions from the action, relative to baseline conditions if the warehouse operator had not completed the action in that compliance year.
- Any WAIRE Points for emission reductions must be quantifiable, verifiable, and real as determined by the Executive Officer and consistent with the WAIRE Implementation Guidelines.
- Custom WAIRE Plan applications must include the following elements:
 - A description of how the proposed actions will achieve quantifiable, verifiable, and real NOx and DPM emission reductions as quickly as feasible, but no later than three years after plan approval; and
 - A quantification of expected NOx and/or DPM emission reductions from the proposed project within the South Coast AQMD and within three miles of the warehouse; and
 - A description of the method to be used to verify that the proposed project will achieve NOx and/or DPM emission reductions; and

²⁰ The Custom WAIRE Plan option uses a similar method as the basis for the WAIRE Menu to determine the number of WAIRE Points earned for any particular action. PR 2305 (d)(4) describes the criteria for Custom WAIRE Plans, and the WAIRE Implementation Guide (Chapter 2 of the ~~Preliminary Second Draft Staff Report~~) and provides additional guidance for Custom WAIRE Plan applicants. Actions within a Custom WAIRE Plan can not be anything that is already listed in the WAIRE Menu.

- A schedule of key milestones showing the increments of progress to complete the proposed project; and
- A description of the location and a map of where the proposed project will occur; and
- Any expected permits or approvals required by other private parties, or South Coast AQMD, or other federal, state, or local government agencies to implement the proposed plan.

Any proposed plan that relies on vehicle miles travelled (VMT) reduction must demonstrate that these reductions are surplus to what is included in the most recent approved Regional Transportation Plan (RTP) and AQMP.

The second option is that warehouse operators may elect to pay an optional mitigation fee to the South Coast AQMD that would be used in a mitigation program to achieve emissions reductions. Similar to the measures used to earn WAIRE Points, the mitigation program would implement measures such as subsidizing the purchase of NZE and ZE trucks and/or the installation of charging and fueling infrastructure for ZE trucks. The mitigation program would prioritize use of the mitigation fees in areas near the warehouses using this compliance option. Therefore, the environmental impacts associated with the mitigation program are similar to implementation of measures to earn WAIRE Points and are analyzed in this EA.

2.5.1.3 Transferring WAIRE Points

WAIRE Points accumulated by a warehouse owner or operator in a given compliance year can be transferred in one of three limited ways. First, an operator may transfer excess WAIRE Points from one of its warehouses to another of its warehouses. WAIRE Points transferred under this scenario are subject to a reduction via a locational discount to encourage emission reductions within the immediate vicinity of warehouses. The locational discount is intended to account for the reduced health benefits within the immediate vicinity of a warehouse that utilizes WAIRE Points earned at another warehouse. The net effect of applying a locational discount would result in the warehouse needing to secure more WAIRE Points via transfer than if it had otherwise self-generated WAIRE Points onsite.

Second, operators may bank WAIRE Points earned in excess of their WPCO for up to three years for use at the warehouse where the points were earned provided that the actions from the WAIRE Menu used to earn those points are not otherwise required by U.S. EPA, CARB, or South Coast AQMD regulatory requirements in place at the time they are used. For example, while points may be earned prior to the adoption of a pending regulatory requirement, once the regulatory requirement is in effect, the points may not be used for future years. Furthermore, owners or operators transferring WAIRE Points to a different compliance year shall demonstrate that any onsite improvements or equipment installations that were used to earn the WAIRE Points being transferred are still operational at that warehouse facility in the year that WAIRE Points are used. WAIRE Points that are banked from one year to another are not allowed to be transferred to a different site. Similarly, WAIRE Points transferred to another site are not allowed to be banked to a later year.

Third, a warehouse owner may earn points and transfer the points to an operator of the same warehouse, and vice-versa, subject to the three-year WAIRE Points banking limitation. Transfers of WAIRE Points are allowed within an individual warehouse (e.g., from owner to operator) or

between warehouses controlled by the same operator. Transfers between different operators at different warehouses are prohibited.

2.5.1.4 Reporting, Notification, and Recordkeeping Requirements

There are three types of reports required by PR 2305. The first is a Warehouse Operations Notification. Warehouse owners will be required to provide a Warehouse Operations Notification to the South Coast AQMD when any of the following conditions occur:

- ~~Within 60 calendar days after adoption of PR 2305~~ On September 1, 2021;
- Within 14 calendar days after a new warehouse operator has the ability to use at least 50,000 square feet of a warehouse that has greater than or equal to 100,000 square feet used for warehousing activities;
- Within 30 calendar days after a renovated warehouse has received a certificate of occupancy from the local land use agency such that the total warehouse space that may be used for warehousing activities has increased or decreased; or
- Within three calendar days of a request from the Executive Officer.

This Notification will need to contain basic information about the site, such as building size and how much of the building is used for warehousing activities, and the name and contact information of any tenant leasing the property and the length of the lease term. Many of the 3,320 initially identified facilities may not ultimately be required to earn WAIRE Points based on data provided in these Warehouse Operations Notifications. For example, a building that is 100,000 square feet in size that has only 80,000 square feet used for warehousing and 20,000 square feet used for offices would not be subject to the parts of PR 2305 that require operators to earn WAIRE Points. Other reasons that operators may not be required to earn WAIRE Points could include that the facility is not currently used for warehousing activity at all (e.g., it is used only for manufacturing or is used as a church), warehouse operators with a WPCO less than 10, or that no operator uses more than 50,000 square feet for warehousing activity in a building with multiple tenants.

The second type of report is a one-time Initial Site Information Report that warehouse operators must submit no later than ~~January 15~~ July 1 of the year that they must submit their first Annual WAIRE Report (the third type of report). This Initial Site Information Report will include more detailed information pertaining to warehouse characteristics, truck trip data, fleet data if they own a fleet, and the anticipated implementation approach to satisfy the WPCO for the next compliance period.

Finally, warehouse operators required to satisfy a WPCO must submit an Annual WAIRE Report that includes truck trip data (used to determine their site-specific WPCO) that is verifiable and representative of their operations, details on actions that were implemented to earn WAIRE Points, and how many WAIRE Points were earned for the prior compliance period.

2.5.1.5 Timing of WAIRE Program

Implementation of PR 2305 will be annually phased in according to warehouse size. As summarized in Table 2-2, the first compliance period is applicable to warehouses with the largest footprint of floor space (e.g., at least 250,000 square feet), with the Initial Site Information Report due by ~~January 15~~ July 1, 2022, and the Annual WAIRE Report due by ~~August 2, 2022~~ January 31, 2023.

Table 2-2
PR 2305 First Annual WAIRE Report Dates

Warehouse Size (square feet)	First Annual WAIRE Report Date
Greater than or equal to (\geq) 250,000 square feet	August 2, 2022 January 31, 2023
\geq to 150,000 square feet <250,000 square feet	August 1, 2023 January 31, 2024
\geq to 100,000 square feet <150,000 square feet	July 31, 2024 January 31, 2025

2.5.1.6 Sunset Date for Rule

PR 2305 will sunset upon final action by the U.S. EPA finding that all air basins within South Coast AQMD have attained the 2015 NAAQS for ozone of 70 parts per billion and when CARB has determined that South Coast AQMD has met the state ozone standard of 70 parts per billion. The sunset date for the WPCO will be 45 days after the end of the compliance period during which the latter of U.S. EPA or CARB makes the relevant finding. All reporting requirements associated with this final compliance period will remain in effect, but no reporting will be required for future compliance periods.

2.5.2 Proposed Rule 316 – Fees for Regulation XXIII

The proposed project also includes Proposed Rule 316 – Fees for Regulation XXIII. These administrative fees will be paid by facilities subject to PR 2305 every year to cover the costs associated with submittal and review of various notifications, reports, and mitigation fees as well as compliance activities such as conducting desktop audits, onsite inspections, and reviewing records. Specific administrative fees are proposed for submitting an Annual WAIRE Report, Initial Site Information Report, Warehouse Operations Notification, Custom WAIRE Plan Evaluation, and/or Mitigation Fee. PR 316 also includes a fee schedule to address late fees and provides for a fee exemption for warehouses with less than 100,000 square feet of floor area within a single building used for warehousing activities for that year. A draft of PR 316 can be found in Appendix A2.

PR 316 would individually qualify for a statutory exemption under CEQA Guidelines Section 15273 – Rates, Tolls, Fares, and Charges. However, it is being included as part of the project description for clarity.

2.6 TECHNOLOGY OVERVIEW

The following provides a brief description of the various near-zero (NZE) and zero emission (ZE) technologies included as WAIRE Menu actions that may be implemented by affected warehouse operators to comply with PR 2305. Because this technology is emerging, and because the proposed project would incentivize the purchase and use of these technologies, additional manufacturing and other facilities may be necessary to produce and fuel these vehicles.

2.6.1 Zero Emission and Near Zero Emission Trucks

~~Zero Emission (ZE) and Near Zero Emission (NZE) trucks are categorized by the definition of a ZE and NZE vehicle and the truck class. In the context of the proposed project, the definition of a ZE truck is the same as CARB’s Advanced Clean Trucks Regulation definition. CARB’s definition~~

for a ZE truck is one “with a drivetrain that produces zero exhaust emission of any criteria pollutant (or precursor pollutant) or greenhouse gas under any possible operational modes or conditions.” An ~~Near Zero Emission~~ (NZE) truck is one in which the engine meets CARB’s lowest Optional Low NOx standard applicable at the time of manufacture (currently 0.02 g/hp-hr NOx, 90 percent lower than the 2010 standard set by U.S. EPA).

In addition to drivetrain technology, trucks are commonly classified based on their Gross Vehicle Weight Rating (GVWR). Table 2-3 below presents truck classifications.

**Table 2-3
Truck Classes**

Truck Class	GVWR (lbs)
Class 2b	8,501 – 10,000
Class 3	10,001 – 14,000
Class 4	14,001 – 16,000
Class 5	16,001 – 19,500
Class 6	19,501 – 26,000
Class 7	26,001 – 33,000
Class 8	33,001 and over

The ZE truck market is beginning to grow rapidly with many models entering the commercial market today and many major manufacturers announcing plans for future commercialization of battery-electric and hydrogen fuel cell electric trucks. Some notable manufacturer announcements include: Daimler Class 8 eCascadia, Navistar battery-electric Class 8, Volvo battery-electric VNR Class 8, Tesla’s long range battery-electric tractor, BYD’s battery-electric Class 6 and 8, and Nikola’s and Kenworth’s (in conjunction with Toyota) hydrogen fuel cell tractors, with additional battery-electric trucks expected from newer manufacturers like Lion Rivian, Sea Electric, Chanje, Xos, Workhorse, GreenPower, etc. NZE engines are currently available in two sizes—11.9 liter and 8.9 liter. Major truck manufacturers offer these engines in different truck classes, including for Class 8 regional haul and/or drayage truck operations.

Trucks that visit warehouses may be owned by the warehouse operator or by a motor carrier not affiliated with that warehouse. Arrangements for a truck visit to a warehouse to deliver or pick up goods is typically made by the owner of the goods or someone acting on their behalf. As such, each individual truck visiting a warehouse can have a unique operating profile that may not be shared by any other truck visiting that site. One truck may travel 30 miles on the inbound trip and only 2 miles on the outbound trip. Another truck may be loaded with goods from multiple warehouses or stores, and determining what portion of a trip to attribute to each warehouse would be impractical.

2.6.2 Zero Emission Yard Trucks

Yard trucks are defined as ~~a~~-mobile utility vehicles that operates as either ~~an~~ on- or off-road vehicles, used to carry cargo containers with or without a chassis (also commonly called yard tractors, terminal trucks, hostlers, yard jockeys, or yard goats).

Yard trucks move trailers and containers around warehouse facilities. Most yard trucks at warehouse facilities are diesel fueled and emit NO_x, DPM, and other pollutants. Duty cycles for yard trucks vary depending on use, with heavier use at railyards and port facilities and lighter use typically at warehouses and manufacturing plants, as defined by hours of use and diesel consumption rates. CARB has limited population data for about 1,100 off-road yard tractors operating statewide through its DOORS reporting program for off-road vehicles, but it is unclear how many of these operate at warehouses in South Coast AQMD. In addition, many yard tractors can be on-road vehicles, which are not required to be reported through the DOORS system. For example, about two-thirds of the roughly 1,600 yard tractors at the ports of Los Angeles and Long Beach are on-road vehicles. Operation of yard trucks can be tracked by hours of use, with hourly usage varying from less than 1,000 hours per year up to 6,000 hours per year.

Many battery-electric yard tractor demonstration projects have taken place in the past several years, including in the South Coast AQMD. Following these efforts, multiple manufacturers have begun offering battery-electric ZE yard trucks for sale commercially, including OrangeEV, Kalmar Ottawa, and BYD.

2.6.3 Electric Charging Infrastructure

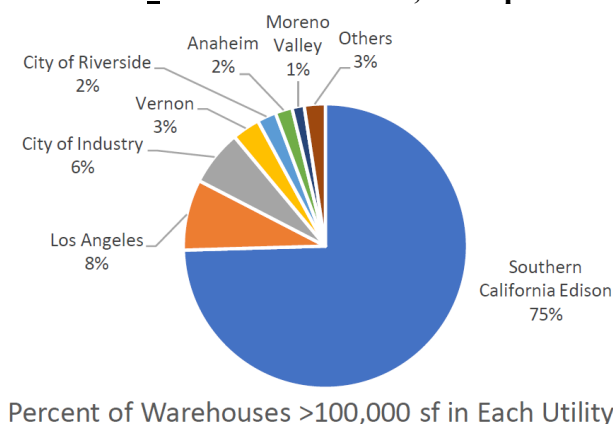
An electric charger is defined as an electric charging station for vehicles. Each unique plug that can charge an individual vehicle at any time, regardless of whether other electric chargers or plugs are operating, is considered one electric charger. This equipment is also referred to as Electric Vehicle Supply Equipment (EVSE).

ZE battery electric trucks require specialized charging infrastructure. Installing this infrastructure can require facility electrical upgrades, dedication of space for electrical equipment and vehicle parking, permitting with local authorities, and plans to optimize charger usage. The charging stations themselves range in size and are typically rated based on the amount of kilowatts (kW) that can be dispensed. Higher powered charging stations (greater than or equal to 350 kW) are just now entering the market and may require more construction than lower powered charging stations on the market today. On the usage side, the cost of the electricity can vary depending on the time of day when trucks are charged, the kW charging level, and the level of demand charges. Utilities are introducing new rate structures for the use of these stations to address this new market need. Trucks that would use charging infrastructure at a warehouse are likely to travel to destinations unrelated to the warehouse itself, and providing this infrastructure can facilitate greater usage of ZE trucks.

Several different manufacturers sell EVSE at a variety of power levels (~~e.g., Level 2, Level 3, etc.~~), including with optional power management software that govern how trucks are charged. At the current early stage of commercialization and demonstration of electric trucks, the higher power chargers used for heavy duty vehicle charging have yet not followed a common standard, and proprietary charging systems are commonly tailored to each vehicle. This is expected to change in the near future with the development of a common High Power Charging for Commercial Vehicles standard by the CharIN organization. In addition, local utilities and land use agencies are

developing programs specifically focused on charging infrastructure upgrades. Notable examples include the Charge Ready Transport program from Southern California Edison (SCE), the Commercial EV Charging Station Rebate Program from the Los Angeles Department of Water and Power (LADWP),²¹ and permit streamlining efforts from many local permitting agencies.²² SCE and LADWP collectively provide power to greater than 80 percent of warehouses that may be included in PR 2305, as shown in Figure 2-8.

Figure 2-8
Percentage of Warehouses Greater Than 100,000 Square Feet in Each Utility



While charging infrastructure on its own does not reduce emissions, this equipment does facilitate emissions reductions by providing additional locations for electric vehicles to obtain power and making it possible for their increased use.

2.6.4 Hydrogen Fueling Infrastructure

Hydrogen refueling stations (HRS) are used to supply fuel to vehicles with hydrogen fuel cell drivetrains. An HRS is composed of storage and dispensing units and can sometimes include a production unit if the hydrogen is produced onsite. If the hydrogen is produced onsite or delivered to the station at an intermediary pressure or in liquid state, intermediary storage is also needed, along with a compression system. As hydrogen fuel cell vehicles (FCVs) penetrate the market through pilot programs and commercialization, a robust HRS network will be needed for increased deployment of FCVs.

2.6.5 Solar Panels

Solar panels refers to a type of solar energy technology that uses photovoltaic cells to generate electricity through absorption and conversion of sunlight into electricity or heat. Solar panels create renewable energy which reduces dependence on existing fossil-fuel power plants. While solar panels on their own do not reduce emissions, as vehicles are increasingly electrified, solar energy production has a direct criteria pollutant emission reduction impact over time and assists in meeting federal ozone standards.

²¹ Los Angeles Department of Water and Power. 2021 (Accessed). Commercial EV Charging Station Rebate Program. <http://www.ladwp.com/ladwp/faces/ladwp/commercial/c-savemoney/c-sm-rebatesandprograms/c-sm-rp-commevstation>

²² Governor's Office of Business and Economic Development. 2021 (Accessed). Plug-in Electric Vehicle Charging Station Readiness. Plug-in Electric Vehicle Charging Station Readiness (ca.gov)

2.6.6 MERV 16 or Greater Filters or Filter Systems

Unlike the other WAIRE Menu items, the installation of high efficiency air filters or filter systems does not result in emission reductions from the generating source. Instead, these measures would reduce exposure to PM in the locations where these filters or filter systems are installed and utilized. It is important to note that the filters and filter systems have their limitations, such as the increased cost associated with filter replacements, increased energy consumption to operate the system, filter effectiveness is limited to when the system is operating and the sensitive receptors are indoors with the windows closed, and the inability to filter out any toxic gases. Past studies have shown that high-efficiency air filtration systems are effective in reducing PM concentrations, including DPM.²³

2.7 SUMMARY OF AFFECTED FACILITIES

The proposed project applies to qualifying-sized warehouses located within South Coast AQMD's jurisdiction. As the information contained within existing databases may not be sufficient to determine if the property is currently used for warehousing or if warehousing activities are conducted in areas above PR 2305 thresholds, and because the warehousing industry is dynamic, the number of regulated entities is expected to change year to year as more warehouses are constructed or as operations change at existing warehouses. Table 2-4 provides a summary of the warehouses anticipated to be affected by the proposed project.

Table 2-4
Existing Warehouses and Industrial Properties Expected to Be Subject to PR 2305

County	Total Number of Industrial Properties Anticipated to Be Subject to PR 2305	Total Number of Warehouses Likely Required to Earn WAIRE Points	Total Number of Warehouses and Industrial Properties Likely Only Subject to PR 2305 Reporting Requirements
Los Angeles	1,635	1,392	243
Orange	398	325	73
Riverside	406	365	41
San Bernardino	881	820	61
Total	3,320	2,902	418

The total number of warehouses expected to be affected by PR 2305 at the time of rule adoption is around 3,320. Any new warehouse would also be required to comply with the rule. The total

²³ South Coast AQMD Pilot Study of High Performance Air Filtration for Classroom Applications, available online at: <https://www.aqmd.gov/docs/default-source/ceqa/handbook/aqmdpilotstudyfinalreport.pdf>

number of warehouses likely required to earn WAIRE Points is 2,902,²⁴ and the number of warehouses and industrial properties likely only subject to reporting requirements is 418²⁵.

Warehouses may be categorized many ways. A study commissioned by South Coast AQMD described the main categories of affected warehouses as 1) general purpose warehouses (port or non-port related); 2) transload facilities; 3) cross-dock transload facilities; 4) truck terminals for less-than-truckload trucks; 5) general purpose distribution centers; 6) manufacturing and distribution facilities; 7) retail fulfillment centers; and 8) cold storage facilities. An overview of the warehouses affected by PR 2305 described by category is included below.^{26,27}

General Purpose Warehouse (GPW) is a facility used to store goods. The majority of general purpose warehouses are operated by Logistics Service Providers or Third-party Logistics Providers (LSP or 3PL). The primary function of a GPW is to store goods that usually have not been sold yet. Value-added services like barcode application and scanning, ticketing and labeling, and carton packing are also provided at these facilities. Goods typically stay at a GPW several weeks to several months.

- **Port-Related General Purpose Warehouses** are in commercial and industrial clusters. Port-related import products include international manufactured or processed goods, such as textiles and apparel, footwear, electronics, and home and office supplies.
- **Non-Port-Related General Purpose Warehouses** are dispersed throughout the South Coast AQMD jurisdiction and typically include storage of domestic products, which may be domestically manufactured, harvested, or processed goods, such as chemicals, minerals, pharmaceuticals, agricultural products, and other food products.

Transload Facility is a special purpose port-related facility that typically handles imported products. Transloading refers to the transfer of contents from marine containers (40 feet) into domestic rail or truck containers or trailers (53 feet) near a US gateway port for onward movement to an inland destination. Cargo is transferred based on the destination, specified by the beneficial cargo owner (BCO). Transloading typically reduces the per-unit cost of inland transportation for importers. The turnaround time for these facilities is usually up to one week.

Cross-Dock Transload Facility is a transload facility that handles cargo for export, import, or domestic cargo. The difference between a transload and a cross-dock facility is purely operational, with both structured very similarly. They are pure distribution facilities, with no storage. At a Cross-Dock Transload Facility, the time from receipt to shipment is less than 24 hours. Goods generally leave these facilities in full truckloads.

Truck Terminals for Less-Than-Truckload Trucks (LTL) are facilities used to transfer domestic and imported cargo in small order quantities. They are operated by a motor carrier to transfer the less-than-truckload shipments from one truck to another. Sorting and segregation of

²⁴ About 919 are in Phase 1, about 931 are in Phase 2, and about 1,052 are in Phase 3.

²⁵ About 37 in Phase 1, about 57 in Phase 2, and about 324 in Phase 3.

²⁶ South Coast Air Quality Management District. 2020, December 23. Technical Memorandum on Warehousing and Logistics Industry in the South Coast Air Quality Management District. [http://www.aqmd.gov/docs/default-source/planning/fbmsm-docs/iec_pr-2305-warehouse-relocation-report-\(12-23-20\).pdf](http://www.aqmd.gov/docs/default-source/planning/fbmsm-docs/iec_pr-2305-warehouse-relocation-report-(12-23-20).pdf)

²⁷ Southern California Association of Governments. 2018, March 30. Industrial Warehousing in the SCAG Region, Full Report, (2018), Southern California Council of Governments. https://scag.ca.gov/sites/main/files/file-attachments/final_report_03_30_18.pdf

inbound cargo takes place to make one outbound LTL truck, with cargo typically stored up to one week. The outbound LTL trucks contain orders meant for multiple customers within a limited geographical area, while full truckloads are filled with cargo designated for a single customer.

General Purpose Distribution Centers (DCs) are warehouses operated by beneficial cargo owners (BCOs), or outsourced to LSPs, to manage storage and distribution of inventory for their customers. Distribution centers store product for retailers and wholesalers to be redistributed to another location or directly to the consumer. DCs are positioned strategically to maximize the range of customers they are able to serve and keep delivery costs low. Turnaround time varies depending on cargo type and demand but is generally shorter than in a GPW, on the order of weeks. The flow of product is very large, and each order may contain hundreds or thousands of items.

Retail Fulfillment Centers are special-purpose DCs that have become much more common in the supply chains of large retailers. Typically, DCs replenish store stock and ship to retailer stores, while retail fulfillment centers process individual consumer orders placed through catalogs and the Internet, replenish store inventory from the stock on hand, and serve local retail customers.

Manufacturing and Distribution Facilities are facilities that consist of onsite manufacturing, warehousing, and distribution. At least 50 percent of the floor area is dedicated to manufacturing. The smallest part of the facility is dedicated for office space, no more than 10 percent, and the remaining floor area is used for warehouses and distribution facilities.²⁸ Separate warehouses are dedicated for incoming raw materials and for finished goods. The raw materials or products are stored in the warehouses from two weeks to 90 days.

Cold Storage Facilities are functionally identical to regular distribution centers, except that all products must be either refrigerated or frozen, and the turnaround time is very short to ensure freshness. Trucks serving these facilities are often equipped with a transportation refrigeration unit (TRU), and there are commonly more truck trips at these facilities than at equivalently sized non-cold storage facilities. This type of distribution center uses the same strategy as regular distribution centers, and overall reduces the number of LTL trucks driving from a vendor to a retail store.

Additional warehouse subcategories that are specialized cases of the categories above are detailed below.

Parcel Hubs are a unique hybrid of a transload facility and a distribution center. Starting with either a mail carrier or a company's retail store, small packages are sent to a regional parcel hub and sorted by destination. The parcels are consolidated onto a pallet and shipped to another parcel hub near the package's destination. The pallets may pass through a dedicated transloading facility near an airport or be shipped directly via a class 8 truck.

E-commerce Fulfillment Centers are specialized DCs that support online orders. The facilities process a large number of individual consumer orders placed through the Internet. Orders are generally small, one to three items, and are filled and shipped within hours. These centers are typically located in proximity to highways in order to accommodate the large number of delivery vehicles accessing the facility.

²⁸ Yap, Johansson and Circ, Rene. 2003. Guide to Classifying Industrial Property, Second Edition. Urban Land Institute.

**Table 2-5
Warehousing Facilities²⁹**

Warehouse Category	Description of Facility	Building Location
General Purpose Warehouse	The typical area is 25,000 to 50,000 <u>square feet</u> (sq. ft.), with low-ceiling height, and varying width.	Not Specific
Transloading Facility	The typical area is 25,000 to 50,000 sq. ft., with low-ceilings, and a narrow rectangular shape with multiple doors on the long side. One side is meant for inbound containers and the opposite is meant for outbound containers.	Depends on Proximity to Ports
Crossdock Transload Facility	The typical area is 25,000 to 50,000 sq. ft., with low-ceilings, and a narrow rectangular shape with multiple doors on the long side. One side is meant for inbound containers and the opposite is meant for outbound containers.	Depends on Proximity to Ports
Parcel Hub	The typical area can be up to 500,000 sq. ft.	Depends on Proximity to Market
Truck Terminal for Less-Than-Truckload Trucks	The typical area is anywhere from 25,000 sq. ft. to 150,000 sq. ft., with low-ceilings. It's usually narrow and long with multiple doors to quickly and efficiently process cargo.	Not Specific
General Purpose Distribution Center	The building size can vary greatly depending on the distributor, ranging from 50,000 sq. ft. to 500,000 sq. ft. and are generally very tall.	Depends on Proximity to Market
Manufacturing and Distribution	The size can range from 200,000 sq. ft. to 1,000,000 sq. ft. or more depending if light or heavy manufacturing.	Not Specific
Retail Fulfillment Center	The area ranges from 500,000 sq. ft. to 1,000,000 sq. ft., with very high ceilings to accommodate the automated pick and pack technology.	Depends on Land Availability
E-commerce Fulfillment Center	Square footage varies.	Depends on Proximity to Market
Cold Storage Facility	The building size depend on demand and turn over time.	Depends on Proximity to Market
Source: South Coast Air Quality Management District. 2020, December 23. Technical Memorandum on Warehousing and Logistics Industry in the South Coast Air Quality Management District. http://www.aqmd.gov/docs/default-source/planning/fbmsm-docs/iec_pr-2305-warehouse-relocation-report-(12-23-20).pdf .		

²⁹ South Coast Air Quality Management District. 2020, December 23. Technical Memorandum on Warehousing and Logistics Industry in the South Coast Air Quality Management District. [http://www.aqmd.gov/docs/default-source/planning/fbmsm-docs/iec_pr-2305-warehouse-relocation-report-\(12-23-20\).pdf](http://www.aqmd.gov/docs/default-source/planning/fbmsm-docs/iec_pr-2305-warehouse-relocation-report-(12-23-20).pdf)

CHAPTER 3 EXISTING SETTING

3.0 INTRODUCTION

In order to determine the significance of the impacts associated with a proposed project, it is necessary to evaluate the project's impacts against the backdrop of the environment as it exists at the time the environmental analysis is commenced. The CEQA Guidelines define 'environment' as "the physical conditions that exist within the area which will be affected by a proposed project including land, air, water, minerals, flora, fauna, ambient noise, and objects of historical or aesthetic significance" (CEQA Guidelines Section 15360; see also Public Resources Code Section §21060.5). Furthermore, a CEQA document must include a description of the physical environment in the vicinity of the project, as it exists at the time the environmental analysis is commenced, from both a local and regional perspective (CEQA Guidelines Section 15125). Therefore, the 'environment' or 'existing setting' against which a project's impacts are compared consists of the immediate, contemporaneous physical conditions at and around the project site.

The following sections summarize the existing setting for the proposed project and the existing rules that will be affected by the proposed project as well as the regional existing setting for air quality and greenhouse gas emissions, energy, hazardous materials and solid and hazardous waste,¹ and transportation (traffic). In addition, these documents incorporate by reference the existing setting for Aesthetics, Agriculture and Forestry Resources, Biological Resources, Cultural Resources, Geology and Soils, Hydrology and Water Quality, Land Use and Planning, Mineral Resources, Noise, Population and Housing, Public Services, Recreation, and Utilities and Service Systems, as described in CARB's Final Environmental Analysis for the Advanced Clean Trucks Regulation. These impact areas are only affected by potential indirect impacts of the project, i.e., potential development of new manufacturing and recycling facilities to produce and fuel zero emissions vehicles incentivized by the proposed project as well as infrastructure improvements to support the transition to NZE and ZE vehicles. These indirect impacts were analyzed in CARB's Final Environmental Analysis for the Advanced Clean Trucks Regulation.

¹ During the public comment period on the NOP/IS, South Coast AQMD received comments related to the environmental impacts associated with the increased disposal of batteries. Therefore, the environmental impacts related to the increased disposal of batteries have been included and analyzed in the topic area of hazardous materials and solid and hazardous waste in this EA and a discussion of the environmental setting is provided in this chapter.

3.1 AIR QUALITY AND GREENHOUSE GAS EMISSIONS

Ambient air quality standards have been adopted at the state and federal levels for criteria air pollutants. In addition, both the state and federal government regulate the release of toxic air contaminants and GHG emissions. Projects within South Coast AQMD's jurisdiction are subject to the rules and regulations imposed by the South Coast AQMD as regulations adopted by CARB and U.S. EPA. Federal, state, regional, and local laws, regulations, plans, or guidelines that are potentially applicable to the proposed project are summarized in this section.

3.1.1 Air Quality Management Planning

The California Legislature created the South Coast AQMD in 1977¹ as the agency responsible for developing and enforcing air pollution control rules and regulations in the South Coast Air Basin (SCAB) and the Riverside County portion of the Salton Sea Air Basin (SSAB) and the non-Palo Verde, Riverside County portion of the Mojave Desert Air Basin (MDAB).

In 1977, amendments to the federal Clean Air Act (CAA) included requirements for submitting State Implementation Plans (SIPs) for nonattainment areas that failed to meet all federal ambient air quality standards (CAA Section 172), and similar requirements exist in state law (Health and Safety Code Section 40462). The federal CAA was amended in 1990 to specify attainment dates and SIP requirements for ozone, carbon monoxide (CO), nitrogen dioxide (NO₂), and particulate matter (PM) with an aerodynamic diameter of less than 10 microns (PM₁₀). In 1997, the U.S. EPA promulgated ambient air quality standards for particulate matter with an aerodynamic diameter less than 2.5 microns (PM_{2.5} or fine particulate matter). U.S. EPA is required to periodically update the national ambient air quality standards (AAQS or standards).

In addition, the California Clean Air Act (CCAA), adopted in 1988, requires the South Coast AQMD to achieve and maintain the State ambient air quality standards for ozone, CO, sulfur dioxide (SO₂), and NO₂ by the earliest practicable date (Health and Safety Code Section 40910). In addition, the CCAA includes a standard for fine particulate matter, or PM_{2.5}. Notably, for ozone, the current 8-hour CAAQS and the 2015 8-hour NAAQS are at an equivalent level and for PM_{2.5}, the current annual CAAQS and the 2012 annual NAAQS are also at an equivalent level. As a result, the South Coast AQMD relies on the same measures to meet both federal and state ozone and PM_{2.5} standards. The CCAA also requires a three-year plan review, and, if necessary, an update to the SIP. The CCAA requires air districts to achieve and maintain state standards by the earliest practicable date, and for extreme non-attainment areas, to include all feasible measures pursuant to Health and Safety Code Sections 40913, 40914, and 40920.5. While not defined in this part of the Health and Safety Code, the term 'feasible' is defined in the CEQA Guidelines² Section 15364 as a measure "capable of being accomplished in a successful manner within a reasonable period of time, taking into account economic, environmental, legal, social, and technological factors."

¹ The Lewis-Presley Air Quality Management Act, 1976 Cal. Stats., Ch. 324 (codified at Health and Safety Code Section 40400-40540).

² The CEQA Guidelines are codified at Title 14 California Code of Regulations Section 15000 *et seq.*

3.1.1.1 South Coast AQMD Air Quality Management Plan

By statute, the South Coast AQMD is required to adopt an air quality management plan (AQMP) demonstrating compliance with all federal and state ambient air quality standards for the areas under the jurisdiction of the South Coast AQMD.³ Furthermore, the South Coast AQMD must adopt rules and regulations that carry out the AQMP.⁴ The AQMP is a regional blueprint for how the South Coast AQMD will achieve air quality standards and healthful air, and the 2016 AQMP⁵ contains multiple goals promoting reductions of criteria air pollutants, GHG, and TACs. In particular, the 2016 AQMP states that oxides of nitrogen (NOx), volatile organic compound (VOC), and PM2.5 emissions need to be reduced to meet key ozone air quality standards in 2023 and 2031, with emphasis that NOx emission reductions are more effective to reduce the formation of ozone and PM2.5. Ozone (O3) is a criteria pollutant shown to adversely affect human health and is formed when VOCs react with NOx in the atmosphere. NOx is a precursor to the formation of ozone and PM2.5. The 2016 AQMP specifically recognized that the “NOx strategy will assist in meeting the annual PM 2.5 standard as ‘expeditiously as practicable’ earlier than the attainment year of 2025.”⁶ The South Coast AQMD has also initiated development of the 2022 AQMP that will focus on meeting the 70 ppb NAAQS for ozone by 2037.

To meet air pollution reduction goals, the 2016 AQMP contains a variety of control measures, which include Facility-Based Mobile Source Measures (FBMSMs), also known as indirect source measures or rules. An indirect source rule (ISR) is distinct from a traditional air pollution control regulation that focuses on stationary equipment in that ISR focuses on reducing emissions from the vehicles and other emissions sources associated with a facility rather than just emissions from a facility itself.⁵ The primary goal of the FBMSMs is to reduce NOx emissions as one of many local, state, and federal strategies to meet the 8-hour ozone federal standard, but they can also assist in reducing other criteria pollutants like PM2.5. NOx is locally and regionally important due to its involvement in the photochemical formation of ozone, nitrogen dioxide (NO2), and PM2.5. Mobile sources associated with goods movement make up about 52 percent of all NOx emissions in the SCAB.⁷

³ Health and Safety Code Section 40460(a).

⁴ Health and Safety Code Section 40440(a).

⁵ South Coast AQMD, Final 2016 Air Quality Management Plan, March 2017. <https://www.aqmd.gov/home/air-quality/clean-air-plans/air-quality-mgt-plan/final-2016-aqmp>

⁶ South Coast AQMD, Final 2016 Air Quality Management Plan, March 2017. <https://www.aqmd.gov/home/air-quality/clean-air-plans/air-quality-mgt-plan/final-2016-aqmp> (page 4-52)

⁷ SCAG 2020 Regional Transportation Plan. Accessed Oct. 7, 2020. https://www.connectsocial.org/Documents/Adopted/fConnectSoCal_Goods-Movement.pdf#page=4

The FBMSMs are concentrated on the four sectors of the goods movement industry: commercial marine ports, rail yards, warehouse distribution centers, and commercial airports. Of these FBMSMs, Control Measure MOB-03 – Emission Reductions at Warehouse Distribution Centers, is committed to achieve emission reductions from the warehouse sector. The South Coast AQMD Governing Board approved the 2016 Air Quality Management Plan (2016 AQMP) in March of 2017 and forwarded that approval to CARB. Later that month, CARB approved the 2016 AQMP into the SIP, and the 2016 AQMP was ultimately approved by U.S. EPA on October 1, 2019. The 2016 AQMP included MOB-03, a facility-based mobile source control measure to reduce emissions from warehouse distribution centers. Initially, the South Coast AQMD Governing Board authorized a one-year public process to identify if MOB-03 could be achieved through voluntary or regulatory measures, and then ultimately determined in May of 2018 that staff should pursue a regulatory approach.

3.1.2 Air Quality Regulations and Plans

3.1.2.1 Federal and State

It is the responsibility of South Coast AQMD to ensure that state and federal ambient air quality standards (AAQS or standards) are achieved and maintained in its geographical jurisdiction.

3.1.2.1.1 Air Pollutants of Concern

Health-based air quality standards have been established by California and the federal government for the following criteria air pollutants: ozone (O₃), carbon monoxide (CO), nitrogen dioxide (NO₂), particulate matter (PM, which includes PM₁₀ and PM_{2.5}), sulfur dioxide (SO₂), and lead (Pb). These standards were established to protect sensitive receptors with a margin of safety from adverse health impacts due to exposure to air pollution. The California standards are sometimes more stringent than the federal standards and in the case of PM₁₀ and SO₂, far more stringent. However, for ozone, the current 8-hour CAAQS and the 2015 8-hour NAAQS are at an equivalent level, and for PM_{2.5}, the current annual CAAQS and the 2012 annual NAAQS are also at an equivalent level. As a result, the South Coast AQMD relies on the same measures to meet both federal and state ozone and PM_{2.5} standards. California has also established standards for sulfates, visibility reducing particles, hydrogen sulfide, and vinyl chloride. The state and federal standards for each of these pollutants and their effects on health are summarized in Table 3.1-1.

South Coast AQMD monitors levels of various criteria pollutants at 38 monitoring stations. The 2019 air quality data (the latest data available) from South Coast AQMD's monitoring stations are presented in Tables 3.1-2 through 3.1-8 for the individual criteria air pollutants monitored by South Coast AQMD.

**Table 3.1-1
State and Federal Ambient Air Quality Standards**

Pollutant	Averaging Time	State Standard ^a	Federal Primary Standard ^b	Most Relevant Effects
Ozone (O3)	1-hour	0.09 ppm (180 µg/m³)	0.12 ppm	(a) Short-term exposures: 1) Pulmonary function decrements and localized lung edema in humans and animals; and 2) Risk to public health implied by alterations in pulmonary morphology and host defense in animals; (b) Long-term exposures: Risk to public health implied by altered connective tissue metabolism and altered pulmonary morphology in animals after long-term exposures and pulmonary function decrements in chronically exposed humans; (c) Vegetation damage; and (d) Property damage.
	8-hour	0.070 ppm (137 µg/m³)	0.070 ppm (137 µg/m³)	
Suspended Particulate Matter (PM10)	24-hour	50 µg/m³	150 µg/m³	(a) Excess deaths from short-term exposures and exacerbation of symptoms in sensitive patients with respiratory disease; and (b) Excess seasonal declines in pulmonary function, especially in children.
	Annual Arithmetic Mean	20 µg/m³	No Federal Standard	
Suspended Particulate Matter (PM2.5)	24-hour	No State Standard	35 µg/m³	(a) Increased hospital admissions and emergency room visits for heart and lung disease; (b) Increased respiratory symptoms and disease; and (c) Decreased lung functions and premature death.
	Annual Arithmetic Mean	12 µg/m³	12 µg/m³	
Carbon Monoxide (CO)	1-Hour	20 ppm (23 mg/m³)	35 ppm (40 mg/m³)	(a) Aggravation of angina pectoris and other aspects of coronary heart disease; (b) Decreased exercise tolerance in persons with peripheral vascular disease and lung disease; (c) Impairment of central nervous system functions; and (d) Possible increased risk to fetuses.
	8-Hour	9 ppm (10 mg/m³)	9 ppm (10 mg/m³)	

^a The California ambient air quality standards for O3, CO, SO2 (1-hour and 24-hour), NO2, PM10, and PM2.5 are values not to be exceeded. All other California standards shown are values not to be equaled or exceeded.
^b The national ambient air quality standards, other than O3 and those based on annual averages are not to be exceeded more than once a year. The O3 standard is attained when the expected number of days per calendar year with maximum hourly average concentrations above the standards is equal to or less than one.

Carbon Monoxide

CO is a primary pollutant, meaning that it is directly emitted into the air, not formed in the atmosphere by chemical reaction of precursors, as is the case with ozone and other secondary pollutants. Ambient concentrations of CO exhibit large spatial and temporal variations due to variations in the rate at which CO is emitted and in the meteorological conditions that govern transport and dilution. Unlike ozone, CO tends to reach high concentrations in the fall and winter months. The highest concentrations frequently occur on weekdays at times consistent with rush hour traffic and late night during the coolest, most stable portion of the day.

Individuals with a deficient blood supply to the heart are the most susceptible to the adverse effects of CO exposure. The effects observed include earlier onset of chest pain with exercise and electrocardiograph changes indicative of worsening oxygen supply to the heart. Inhaled CO has no direct toxic effect on the lungs but exerts its effect on tissues by interfering with oxygen transport by competing with oxygen to combine with hemoglobin present in the blood to form carboxyhemoglobin (COHb). Hence, conditions with an increased demand for oxygen supply can be adversely affected by exposure to CO. Individuals most at risk include patients with diseases involving heart and blood vessels, fetuses, and patients with chronic hypoxemia (oxygen deficiency) as seen in high altitudes. Reductions in birth weight and impaired neurobehavioral development have been observed in animals chronically exposed to CO resulting in COHb levels similar to those observed in smokers. Recent studies have found increased risks for adverse birth outcomes with exposure to elevated CO levels. These include preterm births and heart abnormalities.^{8, 9, 10}

As summarized in Table 3.1-2, CO concentrations were measured at 24 locations in the SCAB and neighboring SSAB in 2019 but did not exceed the state or federal standards in 2019. All areas within the South Coast AQMD's jurisdiction are in attainment for of both the federal and state 1-hour and 8-hour CO standards.

On August 12, 2011, U.S. EPA added a monitoring requirement for near-road CO monitors in urban areas with populations of one million or more, utilizing stations that would be implemented to meet the 2010 NO₂ near-road monitoring requirements. The two new CO monitors are at the I-5 near-road site, located in Orange County near Anaheim, and the I-10 near-road site, located near Etiwanda Avenue in San Bernardino County near Ontario, Rancho Cucamonga, and Fontana.

⁸ U.S. Environmental Protection Agency. 2020. Criteria Air Pollutants. Accessed December 10, 2020
<https://www.epa.gov/criteria-air-pollutants>.

⁹ South Coast AQMD. 2015. Health Effects of Air Pollution. <http://www.aqmd.gov/docs/default-source/publications/brochures/the-health-effects-of-air-pollution-brochure.pdf>

¹⁰ South Coast AQMD. 2005, May. Guidance Document for Addressing Air Quality Issues in General Plans and Local Planning. <https://www.aqmd.gov/home/research/guidelines/planning-guidance/guidance-document>

Table 3.1-2
South Coast AQMD – 2019 Air Quality Data – CO

CARBON MONOXIDE (CO) ^a				
Source Receptor Area No.	Location of Air Monitoring Station	No. Days of Data	Max. Conc. in ppm 1-hour	Max. Conc. in ppm 8-hour
LOS ANGELES COUNTY				
1	Central Los Angeles	364	2.0	1.6
2	Northwest Coastal Los Angeles County	364	1.9	1.2
3	Southwest Coastal Los Angeles County	364	1.8	1.3
4	South Coastal Los Angeles County 1	--	--	--
4	South Coastal Los Angeles County 2	--	--	--
4	South Coastal Los Angeles County 3	340	3.0	2.1
4	I-710 Near Road ^{##}	--	--	--
6	West San Fernando Valley	363	2.6	2.2
8	West San Gabriel Valley	361	1.5	1.2
9	East San Gabriel Valley 1	361	1.6	1.1
9	East San Gabriel Valley 2	360	1.2	0.8
10	Pomona/Walnut Valley	364	1.7	1.3
11	South San Gabriel Valley	354	1.9	1.5
12	South Central Los Angeles County	363	3.8	3.2
13	Santa Clarita Valley	359	1.5	1.2
ORANGE COUNTY				
16	North Orange County	364	2.6	1.2
17	Central Orange County	363	2.4	1.3
17	I-5 Near Road ^{##}	350	2.6	1.6
18	North Coastal Orange County	--	--	--
19	Saddleback Valley	363	1.0	0.8
RIVERSIDE COUNTY				
22	Corona/Norco Area	--	--	--
23	Metropolitan Riverside County 1	364	1.5	1.2
23	Metropolitan Riverside County 3	364	2.0	1.3
24	Perris Valley	--	--	--
25	Lake Elsinore	364	1.6	0.7
26	Temecula Valley	--	--	--
29	San Geronio Pass	--	--	--
30	Coachella Valley 1**	360	1.3	0.7
30	Coachella Valley 2**	--	--	--
30	Coachella Valley 3**	--	--	--
SAN BERNARDINO COUNTY				
32	Northwest San Bernardino Valley	337	1.5	1.1
33	I-10 Near Road ^{##}	364	1.5	1.1
33	CA-60 Near Road ^{##}	--	--	--
34	Central San Bernardino Valley 1	359	2.7	1.0
34	Central San Bernardino Valley 2	352	1.3	1.1
35	East San Bernardino Valley	--	--	--
37	Central San Bernardino Mountains	--	--	--
38	East San Bernardino Mountains	--	--	--

Table 3.1-2
South Coast AQMD – 2019 Air Quality Data – CO

CARBON MONOXIDE (CO) ^a				
Source Receptor Area No.	Location of Air Monitoring Station	No. Days of Data	Max. Conc. in ppm 1-hour	Max. Conc. in ppm, 8-hour
DISTRICT MAXIMUM^b			3.8	3.2
SOUTH COAST AIR BASIN^c			3.8	3.2
<p>Ppm = parts per million -- Pollutant not monitored * Incomplete Data ** Salton Sea Air Basin ^{##} Four near-road sites measuring one or more of the pollutants PM2.5, CO, and/or NO2 are operating near the following freeways: I-54, I-10, CA-60, and I-710. ^a The federal 8-hour standard (8-hour average CO > 9 ppm) and state 8-hour standard (8-hour average CO > 9.0 ppm) were not exceeded. The federal and state 1-hour standards (35 ppm and 20 ppm) were not exceeded either. ^b District Maximum is the maximum value calculated at any station in the South Coast AQMD jurisdiction. ^c Concentrations are the maximum value observed at any station in the SCAB. Number of daily exceedances are the total number of days that the indicated concentration is exceeded at any station in the SCAB.</p>				

Ozone

Ozone (O₃), a colorless gas with a sharp odor, is a highly reactive form of oxygen. High ozone concentrations exist naturally in the stratosphere. Some mixing of stratospheric ozone downward through the troposphere to the Earth's surface does occur; however, the extent of ozone transport is limited. At the Earth's surface in sites remote from urban areas, ozone concentrations are normally very low (e.g., from 0.03 ppm to 0.05 ppm).

Ozone is highly reactive with organic materials, causing damage to living cells, and ambient ozone concentrations in the Basin are frequently sufficient to cause health effects. Ozone enters the human body primarily through the respiratory tract and causes respiratory irritation and discomfort, makes breathing more difficult during exercise, and reduces the respiratory system's ability to remove inhaled particles and fight infection. Individuals exercising outdoors, children, and people with preexisting lung disease, such as asthma and chronic pulmonary lung disease, are considered to be the most susceptible subgroups for ozone effects. Short-term exposures (lasting for a few hours) to ozone at levels typically observed in Southern California can result in breathing pattern changes, reduction of breathing capacity, increased susceptibility to infections, inflammation of the lung tissue, and some immunological changes. In recent years, a correlation between elevated ambient ozone levels and increases in daily hospital admission rates, as well as mortality, has also been reported. An increased risk for asthma has been found in children who participate in multiple sports and live in high ozone communities. Elevated ozone levels are also associated with increased school absences. Ozone exposure under exercising conditions is known to increase the severity of the above mentioned observed responses. Animal studies suggest that exposures to a combination of pollutants which include ozone may be more toxic than exposure to ozone alone. Although lung volume and resistance changes observed after a single exposure

diminish with repeated exposures, biochemical and cellular changes appear to persist, which can lead to subsequent lung structural changes.^{11,12,13}

As summarized in Table 3.1-3, ozone concentrations were measured at 28 locations in the SCAB and the Coachella Valley portion of the SSAB in 2019. All areas within South Coast AQMD's jurisdiction are in nonattainment of both the federal and state 1-hour and 8-hour ozone standards. Maximum ozone concentrations for all areas monitored were below the stage 1 episode level (0.20 ppm) and below the health advisory level (0.15 ppm). Most areas within South Coast AQMD's jurisdiction continue to exceed the state and federal ozone standards. Ozone is formed when heat and sunlight cause chemical reactions between NO_x and VOCs. Ozone formation is dependent upon a variety of complex factors, including the presence of sunlight and precursor pollutants, natural topography, nearby structures that cause building downwash, atmospheric stability, and wind patterns. The 2016 AQMP measures to reduce ozone include stationary and mobile source NO_x reduction strategies, supplemented by limited, strategic VOC emission reductions.

Table 3.1-3
South Coast AQMD – 2019 Air Quality Data – O₃

OZONE (O3)										
Source Receptor Area No.	Location of Air Monitoring Station	No. Days of Data	Max. Conc. in ppm 1-hr	Max. Conc. in Ppm 8-hr	4th High Conc. ppm 8-hr	No. Days Standard Exceeded				
						Federal			Federal	
						Old > 0.124 ppm 1-hr	Current > 0.070 ppm 8-hr*	2008 > 0.075 ppm 8-hr	Current > 0.09 ppm 1-hr	Current > 0.070 ppm 8-hr
LOS ANGELES COUNTY										
1	Central LA	364	0.085	0.080	0.065	0	2	1	0	2
2	Northwest Coastal LA County	360	0.086	0.075	0.064	0	1	0	0	1
3	Southwest Coastal LA County	365	0.082	0.067	0.060	0	0	0	0	0
4	South Coastal LA County 1	--	--	--	--	--	--	--	--	--
4	South Coastal LA County 2	--	--	--	--	--	--	--	--	--
4	South Coastal LA County 3	343	0.074	0.064	0.055	0	0	0	0	0
4	I-710 Near Road ^{##}	--	--	--	--	--	--	--	--	--
6	West San Fernando Valley	267	0.101	0.087	0.076	0	6	4	1	6
8	West San Gabriel Valley	302	0.120	0.098	0.086	0	12	8	4	12
9	East San Gabriel Valley 1	362	0.123	0.094	0.090	0	39	21	34	39
9	East San Gabriel Valley 2	356	0.130	0.102	0.097	1	58	38	46	58
10	Pomona/Walnut Valley	365	0.096	0.083	0.077	0	12	4	1	12
11	South San Gabriel Valley	364	0.108	0.091	0.073	0	7	3	5	7
12	South Central LA County	363	0.100	0.079	0.064	0	1	1	1	1
13	Santa Clarita Valley	359	0.128	0.106	0.101	1	56	42	34	56

¹¹ U.S. Environmental Protection Agency. 2020. Criteria Air Pollutants. Accessed December 10, 2020
<https://www.epa.gov/criteria-air-pollutants>.

¹² South Coast AQMD. 2015. Health Effects of Air Pollution. <http://www.aqmd.gov/docs/default-source/publications/brochures/the-health-effects-of-air-pollution-brochure.pdf>

¹³ South Coast AQMD. 2005, May. Guidance Document for Addressing Air Quality Issues in General Plans and Local Planning. <https://www.aqmd.gov/home/research/guidelines/planning-guidance/guidance-document>

Table 3.1-3
South Coast AQMD – 2019 Air Quality Data – O3

OZONE (O3)										
Source Receptor Area No.	Location of Air Monitoring Station	No. Days of Data	Max. Conc. in ppm 1-hr	Max. Conc. in Ppm 8-hr	4th High Conc. ppm 8-hr	No. Days Standard Exceeded				
						Federal			Federal	
						Old > 0.124 ppm 1-hr	Current > 0.070 ppm 8-hr*	2008 > 0.075 ppm 8-hr	Current > 0.09 ppm 1-hr	Current > 0.070 ppm 8-hr
ORANGE COUNTY										
16	North Orange County	364	0.107	0.094	0.074	0	6	3	2	6
17	Central Orange County	365	0.096	0.082	0.064	0	1	1	1	1
17	I-5 Near Road ^{##}	--	--	--	--	--	--	--	--	--
18	North Coastal Orange County	--	--	--	--	--	--	--	--	--
19	Saddleback Valley	365	0.106	0.087	0.082	0	11	7	3	11
RIVERSIDE COUNTY										
22	Corona/Norco Area	--	--	--	--	--	--	--	--	--
23	Metropolitan Riverside County 1	360	0.123	0.096	0.092	0	59	37	24	59
23	Metropolitan Riverside County 3	365	0.131	0.099	0.096	2	64	42	26	64
24	Perris Valley	365	0.118	0.095	0.090	0	64	38	26	64
25	Lake Elsinore	365	0.108	0.089	0.079	0	28	11	4	28
26	Temecula Valley	365	0.091	0.079	0.074	0	6	2	0	6
29	San Gorgonio Pass	365	0.119	0.096	0.093	0	59	37	24	59
30	Coachella Valley 1**	364	0.100	0.084	0.083	0	34	17	5	34
30	Coachella Valley 2**	365	0.103	0.087	0.083	0	43	15	4	43
30	Coachella Valley 3**	--	--	--	--	--	--	--	--	--
SAN BERNARDINO COUNTY										
32	Northwest San Bernardino Valley	338	0.131	0.107	0.097	1	52	34	31	52
33	I-10 Near Road ^{##}	--	--	--	--	--	--	--	--	--
33	CA-60 Near Road ^{##}	--	--	--	--	--	--	--	--	--
34	Central San Bernardino Valley 1	364	0.124	0.109	0.097	0	67	46	41	67
34	Central San Bernardino Valley 2	354	0.127	0.114	0.103	2	96	73	63	96
35	East San Bernardino Valley	364	0.137	0.117	0.106	8	109	88	73	109
37	Central San Bernardino Mountains	365	0.129	0.112	0.106	2	99	79	53	99
38	East San Bernardino Mountains	--	--	--	--	--	--	--	--	--
DISTRICT MAXIMUM ^a			0.137	0.117	0.106	8	109	88	73	109
SOUTH COAST AIR BASIN ^b			0.137	0.117	0.106	10	126	101	82	126
ppm = parts per million of air, by volume										
-- = Pollutant not monitored										
**Salton Sea Air Basin										
^{##} = Four near-road sites measuring one or more of the pollutants PM2.5, CO, and/or NO2 are operating near the following freeways: I-5, I-10, CA-60, and I-710.										
^a District Maximum is the maximum value calculated at any station in the South Coast AQMD jurisdiction.										
^b Concentrations are the maximum value observed at any station in the SCAB. Number of daily exceedances are the total number of days that the indicated concentration is exceeded at any station in the SCAB.										

Nitrogen Dioxide

NO₂ is a reddish-brown gas with a bleach-like odor. Nitric oxide (NO) is a colorless gas, formed from nitrogen (N₂) and oxygen (O₂) in air under conditions of high temperature and pressure which are generally present during combustion of fuels; NO reacts rapidly with the oxygen in air to form NO₂. NO₂ is responsible for the brownish tinge of polluted air. The two gases, NO and NO₂, are referred to collectively as NO_x. In the presence of sunlight, NO₂ reacts to form nitric oxide and an oxygen atom. The oxygen atom can react further to form ozone, via a complex series

of chemical reactions involving hydrocarbons. Nitrogen dioxide may also react to form nitric acid (HNO₃) which reacts further to form nitrates, components of PM_{2.5} and PM₁₀.

Population-based studies suggest that an increase in acute respiratory illness, including infections and respiratory symptoms in children (not infants), is associated with long-term exposures to NO₂ at levels found in homes with gas stoves, which are higher than ambient levels found in Southern California. Increase in resistance to air flow and airway contraction is observed after short-term exposure to NO₂ in healthy subjects. Larger decreases in lung functions are observed in individuals with asthma and/or chronic obstructive pulmonary disease (e.g., chronic bronchitis, emphysema) than in healthy individuals, indicating a greater susceptibility of these subgroups. More recent studies have found associations between NO₂ exposures and cardiopulmonary mortality, decreased lung function, respiratory symptoms, and emergency room asthma visits. In animals, exposure to levels of NO₂ considerably higher than ambient concentrations result in increased susceptibility to infections, possibly due to the observed changes in cells involved in maintaining immune functions. The severity of lung tissue damage associated with high levels of ozone exposure increases when animals are exposed to a combination of ozone and NO₂.^{14, 15, 16}

As summarized in Table 3.1-4, NO₂ concentrations were measured at 26 locations in 2019. The South Coast Air Basin is in attainment for NO₂. No area of the SCAB or SSAB exceeded the federal or state standards for NO₂ in 2019. The higher relative concentrations in the Los Angeles area are indicative of the concentrated emission sources, especially heavy-duty vehicles. NO_x emission reductions continue to be necessary because it is a precursor to both ozone and PM (PM_{2.5} and PM₁₀) concentrations.¹⁷ As noted above, all areas within South Coast AQMD's jurisdiction are in nonattainment of both the federal and state 1-hour and 8-hour ozone standards. Furthermore, as noted and further discussed below, areas within South Coast AQMD's jurisdiction are in nonattainment under the various state and/or federal PM₁₀ and PM_{2.5} standards.

With the revised NO₂ federal standard in 2010, near-road NO₂ measurements were required to be phased in for larger cities. The four near-road monitoring stations are: 1) I-5 near-road, located in Orange County near Anaheim; 2) I-710 near-road, located at Long Beach Blvd. in Los Angeles County near Compton and Long Beach; 3) State Route 60 (CA-60) near-road, located west of Vineyard Avenue near the San Bernardino/Riverside County border near Ontario, Mira Loma, and Upland; and 4) I-10 near-road, located near Etiwanda Avenue in San Bernardino County near Ontario, Rancho Cucamonga, and Fontana.

¹⁴ U.S. Environmental Protection Agency. 2020. Criteria Air Pollutants. Accessed December 10, 2020 <https://www.epa.gov/criteria-air-pollutants>.

¹⁵ South Coast AQMD. 2015. Health Effects of Air Pollution. <http://www.aqmd.gov/docs/default-source/publications/brochures/the-health-effects-of-air-pollution-brochure.pdf>

¹⁶ South Coast AQMD. 2005, May. Guidance Document for Addressing Air Quality Issues in General Plans and Local Planning. <https://www.aqmd.gov/home/research/guidelines/planning-guidance/guidance-document>

¹⁷ South Coast AQMD. 2017. Final 2016 Air Quality Management Plan. Chapter 4. <https://www.aqmd.gov/docs/default-source/clean-air-plans/air-quality-management-plans/2016-air-quality-management-plan/final-2016-aqmp/chapter4.pdf?sfvrsn=4>

Table 3.1-4
South Coast AQMD – 2019 Air Quality Data NO2

NITROGEN DIOXIDE (NO2)^a					
Source Receptor Area No.	Location of Air Monitoring Station	No. Days of Data	Max. Conc. in ppb 1-hour	98th Percentile Conc. in ppb 1-hour	Annual Average AAM Conc. ppb
LOS ANGELES COUNTY					
1	Central LA	365	69.7	55.5	17.7
2	Northwest Coastal LA County	365	48.8	43.0	9.7
3	Southwest Coastal LA County	363	56.6	48.9	9.5
4	South Coastal LA County 1	--	--	--	--
4	South Coastal LA County 2	--	--	--	--
4	South Coastal LA County 3	255	71.8	56.3	16.2
4	I-710 Near Road ^{##}	365	97.7	78.3	22.8
6	West San Fernando Valley	365	64.4	43.8	10.7
8	West San Gabriel Valley	361	59.1	50.6	13.2
9	East San Gabriel Valley 1	365	59.7	49.8	13.7
9	East San Gabriel Valley 2	360	52.9	36.5	8.6
10	Pomona/Walnut Valley	365	64.4	57.8	17.9
11	South San Gabriel Valley	364	61.8	55.1	17.6
12	South Central LA County	363	70.0	52.8	14.1
13	Santa Clarita Valley	357	46.3	35.3	9.1
ORANGE COUNTY					
16	North Orange County	362	59.4	44.5	12.1
17	Central Orange County	365	59.4	49.2	12.7
17	I-5 Near Road ^{##}	365	59.4	50.4	19.2
18	North Coastal Orange County	--	--	--	--
19	Saddleback Valley	--	--	--	--
RIVERSIDE COUNTY					
22	Corona/Norco Area	--	--	--	--
23	Metropolitan Riverside County 1	365	56.0	52.8	13.5
23	Metropolitan Riverside County 3	346	56.0	49.4	12.2
24	Perris Valley	--	--	--	--
25	Lake Elsinore	365	38.0	33.3	6.8
26	Temecula Valley	--	--	--	--
29	San Geronio Pass	364	56.0	43.3	7.5
30	Coachella Valley 1 ^{**}	361	41.4	32.2	7.3
30	Coachella Valley 2 ^{**}	--	--	--	--
30	Coachella Valley 3 ^{**}	--	--	--	--
SAN BERNARDINO COUNTY					
32	Northwest San Bernardino Valley	328	57.9	46.4	14.0
33	I-10 Near Road ^{##}	346	86.3	70.5	27.6
33	CA-60 Near Road ^{##}	364	87.7	73.9	29.0
34	Central San Bernardino Valley 1	365	76.1	57.7	17.2
34	Central San Bernardino Valley 2	352	59.3	46.3	14.3
35	East San Bernardino Valley	--	--	--	--
37	Central San Bernardino Mountains	--	--	--	--
38	East San Bernardino Mountains	--	--	--	--

Table 3.1-4
South Coast AQMD – 2019 Air Quality Data NO2

NITROGEN DIOXIDE (NO2)^a					
Source Receptor Area No.	Location of Air Monitoring Station	No. Days of Data	Max. Conc. in ppb 1-hour	98th Percentile Conc. in ppb 1-hour	Annual Average AAM Conc. ppb
DISTRICT MAXIMUM^b			97.7	78.3	29.0
SOUTH COAST AIR BASIN^c			97.7	78.3	29.0
ppb= parts per billion AAM = Annual Arithmetic Mean -- Pollutant not monitored ## Four near-road sites measuring one or more of the pollutants PM2.5, CO, and/or NO2 are operating near the following freeways: I-54, I-10, CA-60, and I-710. ^a The NO2 federal 1-hour standard is 100 ppb and the annual standard is annual arithmetic mean NO2 > 0.0534 ppm (53.4 ppb). The state 1-hour and annual standards are 0.18 ppm (180 ppb) and 0.030 ppm (30 ppb). ^b District Maximum is the maximum value calculated at any station in the South Coast AQMD jurisdiction. ^c Concentrations are the maximum value observed at any station in the SCAB. Number of daily exceedances are the total number of days that the indicated concentration is exceeded at any station in the SCAB.					

Sulfur Dioxide

SO₂ is a colorless gas with a sharp odor. It reacts in the air to form sulfuric acid (H₂SO₄), which contributes to acid precipitation, and sulfates, which are components of PM₁₀ and PM_{2.5}. Most of the SO₂ emitted into the atmosphere is produced by burning sulfur-containing fuels.

Exposure of a few minutes to low levels of SO₂ can result in airway constriction in some asthmatics. All asthmatics are sensitive to the effects of SO₂. In asthmatics, increase in resistance to air flow, as well as reduction in breathing capacity leading to severe breathing difficulties, is observed after acute higher exposure to SO₂. In contrast, healthy individuals do not exhibit similar acute responses even after exposure to higher concentrations of SO₂. Animal studies suggest that despite SO₂ being a respiratory irritant, it does not cause substantial lung injury at ambient concentrations. However, very high levels of exposure can cause lung edema (fluid accumulation), lung tissue damage, and sloughing off of cells lining the respiratory tract. Some population-based studies indicate that the mortality and morbidity effects associated with fine particles show a similar association with ambient SO₂ levels. In these studies, efforts to separate the effects of SO₂ from those of fine particles have not been successful. It is not clear whether the two pollutants act synergistically or one pollutant alone is the predominant factor.^{18, 19, 20}

Historical measurements showed concentrations to be well below standards and monitoring was previously discontinued at those stations. As summarized in Table 3.1-5, SO₂ concentrations were measured at five locations in 2019. All areas within South Coast AQMD's jurisdiction are in attainment for the state and federal 1-hour SO₂ standards. No exceedances of federal or state standards for sulfur dioxide occurred in 2019 at any of the five monitoring locations. Although

¹⁸ U.S. Environmental Protection Agency. 2020. Criteria Air Pollutants. Accessed December 10, 2020
<https://www.epa.gov/criteria-air-pollutants>.

¹⁹ South Coast AQMD. 2015. Health Effects of Air Pollution. <http://www.aqmd.gov/docs/default-source/publications/brochures/the-health-effects-of-air-pollution-brochure.pdf>

²⁰ South Coast AQMD. 2005, May. Guidance Document for Addressing Air Quality Issues in General Plans and Local Planning. <https://www.aqmd.gov/home/research/guidelines/planning-guidance/guidance-document>

SO₂ concentrations remain well below the standards, SO₂ is a precursor to sulfate, which is a component of fine particulate matter, PM₁₀, and PM_{2.5}.

**Table 3.1-5
South Coast AQMD – 2019 Air Quality Data – SO₂**

SULFUR DIOXIDE (SO₂)^a				
Source Receptor Area No.	Location of Air Monitoring Station	No. Days of Data	Maximum Conc. ppb, 1-hour	99th Percentile Conc. ppb, 1-hour
LOS ANGELES COUNTY				
1	Central LA	365	10.0	2.3
2	Northwest Coastal LA County	--	--	--
3	Southwest Coastal LA County	365	8.2	3.7
4	South Coastal LA County 1	--	--	--
4	South Coastal LA County 2	--	--	--
4	South Coastal LA County 3	344	8.9	7.7
4	I-710 Near Road ^{##}	--	--	--
6	West San Fernando Valley	--	--	--
8	West San Gabriel Valley	--	--	--
9	East San Gabriel Valley 1	--	--	--
9	East San Gabriel Valley 2	--	--	--
10	Pomona/Walnut Valley	--	--	--
11	South San Gabriel Valley	--	--	--
12	South Central LA County	--	--	--
13	Santa Clarita Valley	--	--	--
ORANGE COUNTY				
16	North Orange County	--	--	--
17	Central Orange County	--	--	--
17	I-5 Near Road ^{##}	--	--	--
18	North Coastal Orange County	--	--	--
19	Saddleback Valley	--	--	--
RIVERSIDE COUNTY				
22	Corona/Norco Area	--	--	--
23	Metropolitan Riverside County 1	365	1.8	1.4
23	Metropolitan Riverside County 3	--	--	--
24	Perris Valley	--	--	--
25	Lake Elsinore	--	--	--
26	Temecula Valley	--	--	--
29	San Geronio Pass	--	--	--
30	Coachella Valley 1**	--	--	--
30	Coachella Valley 2**	--	--	--
30	Coachella Valley 3**	--	--	--
SAN BERNARDINO COUNTY				
32	Northwest San Bernardino Valley	--	--	--
33	I-10 Near Road ^{##}	--	--	--
33	CA-60 Near Road ^{##}	--	--	--
34	Central San Bernardino Valley 1	358	2.4	1.9
34	Central San Bernardino Valley 2	--	--	--
35	East San Bernardino Valley	--	--	--
37	Central San Bernardino Mountains	--	--	--
38	East San Bernardino Mountains	--	--	--

Table 3.1-5
South Coast AQMD – 2019 Air Quality Data – SO₂

SULFUR DIOXIDE (SO₂)^a				
Source Receptor Area No.	Location of Air Monitoring Station	No. Days of Data	Maximum Conc. ppb, 1-hour	99th Percentile Conc. ppb, 1-hour
DISTRICT MAXIMUM^b			10.0	7.7
SOUTH COAST AIR BASIN^c			10.0	7.7
<p>ppb= parts per billion -- = Pollutant not monitored ## = Four near-road sites measuring one or more of the pollutants PM_{2.5}, CO, and/or NO₂ are operating near the following freeways: I-54, I-10, CA-60, and I-710. ^a The federal SO₂ 1-hour standard is 75 ppb (0.075 ppm). The state standards are 1-hour average SO₂ > 0.25 ppm (250 ppb) and 24-hour average SO₂ > 0.04 ppm (40 ppb). ^b District Maximum is the maximum value calculated at any station in the South Coast AQMD jurisdiction. ^c Concentrations are the maximum value observed at any station in the SCAB. Number of daily exceedances are the total number of days that the indicated concentration is exceeded at any station in the SCAB.</p>				

Particulate Matter (PM₁₀ and PM_{2.5})

Of great concern to public health are the particles small enough to be inhaled into the deepest parts of the lung. Respirable particles (particulate matter less than about 10 micrometers in diameter [PM₁₀]) can accumulate in the respiratory system and aggravate health problems such as asthma, bronchitis, and other lung diseases. Children, the elderly, exercising adults, and those suffering from asthma are especially vulnerable to adverse health effects of particulate matter.

A consistent correlation between elevated ambient fine particulate matter (PM_{2.5}) levels and an increase in mortality rates, respiratory infections, number and severity of asthma attacks, and the number of hospital admissions has been observed in different parts of the United States and various areas around the world. Studies have reported an association between long-term exposure to air pollution dominated by PM_{2.5} and increased mortality, reduction in lifespan, and an increased mortality from lung cancer. Daily fluctuations in PM_{2.5} concentrations have also been related to hospital admissions for acute respiratory conditions, to school and kindergarten absences, to a decrease in respiratory function in normal children, and to increased medication use in children and adults with asthma. Studies have also shown lung function growth in children is reduced with long-term exposure to particulate matter. In addition to children, the elderly, and people with preexisting respiratory and/or cardiovascular disease appear to be more susceptible to the effects of PM₁₀ and PM_{2.5}.^{21, 22, 23}

As summarized in Table 3.1-6, PM₁₀ concentrations were measured at 22 locations in 2019. The SCAB has remained in attainment of the federal 24-hour PM₁₀ standard since 2006, and it was not exceeded in 2019. South Coast AQMD's jurisdiction also covers parts of the MDAB and SSAB, which are both in nonattainment of the federal 24-hour PM₁₀ standard. All areas within South Coast AQMD's jurisdiction are in nonattainment of the state 24-hour PM₁₀ standard, which

²¹ U.S. Environmental Protection Agency. 2020. Criteria Air Pollutants. Accessed December 10, 2020
<https://www.epa.gov/criteria-air-pollutants>.

²² South Coast AQMD. 2015. Health Effects of Air Pollution. <http://www.aqmd.gov/docs/default-source/publications/brochures/the-health-effects-of-air-pollution-brochure.pdf>

²³ South Coast AQMD. 2005, May. Guidance Document for Addressing Air Quality Issues in General Plans and Local Planning. <https://www.aqmd.gov/home/research/guidelines/planning-guidance/guidance-document>

was exceeded at several of the monitoring stations in 2019. The federal annual PM10 standard has been revoked. All areas within South Coast AQMD's jurisdiction are in nonattainment of the state annual PM10 standard, which was exceeded at most stations in each county in the SCAB and in the Coachella Valley in 2019.

As summarized in Table 3.1-7, PM2.5 concentrations were measured at 19 locations throughout the South Coast Air Basin in 2019. The Coachella Valley is in attainment of both the federal annual and 24-hour PM2.5 standards. All areas within the South Coast Air Basin are in nonattainment of the federal 24-hour and annual PM2.5 standards. All areas within South Coast AQMD's jurisdiction are in nonattainment of the state annual PM2.5 standard. In 2019, the monitored PM2.5 concentrations exceeded the federal 24-hour and annual PM2.5 standards and the state annual PM2.5 standard.

Table 3.1-6
South Coast AQMD – 2019 Air Quality Data –PM10

SUSPENDED PARTICULATE MATTER PM10 ^a						
Source Receptor Area No.	Location of Air Monitoring Station	No. Days of Data	Max. Conc. µg/m³, 24-hour	No. (%) Samples Exceeding Standard		Annual Average AAM Conc. ^b µg/m³
				Federal > 150 µg/m³, 24-hour	State > 50 µg/m³, 24-hour	
LOS ANGELES COUNTY						
1	Central LA	9	62	0	3 (6%)	25.5
2	Northwest Coastal LA County	--	--	--	--	--
3	Southwest Coastal LA County	59	62	0	2 (3%)	19.2
4	South Coastal LA County 1	--	--	--	--	--
4	South Coastal LA County 2	60	72	0	2 (3%)	21.0
4	South Coastal LA County 3	58	74	0	3 (5%)	26.9
4	I-710 Near Road ^{##}	--	--	--	--	--
6	West San Fernando Valley	--	--	--	--	--
8	West San Gabriel Valley	--	--	--	--	--
9	East San Gabriel Valley 1	61	82	0	4 (7%)	28.1
9	East San Gabriel Valley 2	308	97	0	3 (1%)	20.8
10	Pomona/Walnut Valley	--	--	--	--	--
11	South San Gabriel Valley	--	--	--	--	--
12	South Central LA County	--	--	--	--	--
13	Santa Clarita Valley	60	62	0	1 (2%)	18.4
ORANGE COUNTY						
16	North Orange County	--	--	--	--	--
17	Central Orange County	364	127	0	13 (4%)	21.9
17	I-5 Near Road ^{##}	--	--	--	--	--
18	North Coastal Orange County	--	--	--	--	--
19	Saddleback Valley	60	45	0	0	16.6
RIVERSIDE COUNTY						
22	Corona/Norco Area	--	--	--	--	--
23	Metropolitan Riverside County 1	120	99	0	21 (18%)	34.4
23	Metropolitan Riverside County 3	362	143	0	130 (36%)	43.1
24	Perris Valley	61	97	0	4 (7%)	25.3
25	Lake Elsinore	301	93	0	5 (2%)	18.7
26	Temecula Valley	--	--	--	--	--
29	San Gorgonio Pass	56	63	0	2 (4%)	17.9
30	Coachella Valley 1**	346	75	0	5 (1%)	19.5
30	Coachella Valley 2**	361	141	0	27 (7%)	27.8
30	Coachella Valley 3**	324	154	0	44 (14%)	33.3

Table 3.1-6
South Coast AQMD – 2019 Air Quality Data –PM10

SUSPENDED PARTICULATE MATTER PM10 ^a						
Source Receptor Area No.	Location of Air Monitoring Station	No. Days of Data	Max. Conc. µg/m ³ , 24-hour	No. (%) Samples Exceeding Standard		Annual Average AAM Conc. ^b µg/m ³
				Federal > 150 µg/m ³ , 24-hour	State > 50 µg/m ³ , 24-hour	
SAN BERNARDINO COUNTY						
32	Northwest San Bernardino Valley	306	125	0	7 (2%)	28.1
33	I-10 Near Road ^{##}	--	--	--	--	--
33	CA-60 Near Road ^{##}	--	--	--	--	--
34	Central San Bernardino Valley 1	61	88	0	12 (20%)	34.8
34	Central San Bernardino Valley 2	269	112	0	36 (13%)	29.9
35	East San Bernardino Valley	59	44	0	0	21.2
37	Central San Bernardino Mountains	54	38	0	0	16.1
38	East San Bernardino Mountains	--	--	--	--	--
DISTRICT MAXIMUM ^c			154	0	130	43.1
SOUTH COAST AIR BASIN ^d			143	0	137	43.1
µg/m ³ = micrograms per cubic meter of air AAM = Annual Arithmetic Mean -- Pollutant not monitored *Incomplete Data **Salton Sea Air Basin				## Four near-road sites measuring one or more of the pollutants PM2.5, CO, and/or NO2 are operating near the following freeways: I-54, I-10, CA-60, and I-710. + High PM10 (≥ 155 µg/m ³) data recorded in Coachella Valley (due to high winds) and the Basin (due to Independence Day fireworks) are excluded in accordance with the U.S. EPA Exceptional Event Rule.		
^a PM10 statistics listed above are based on combined Federal Reference Method (FRM) and Federal Equivalent Method (FEM) data. ^b State annual average (AAM) PM10 standard is > 20 µg/m3. Federal annual PM10 standard (AAM > 50 µg/m3) was revoked in 2006. ^c District Maximum is the maximum value calculated at any station in the South Coast AQMD jurisdiction. ^d Concentrations are the maximum value observed at any station in the SCAB. Number of daily exceedances are the total number of days that the indicated concentration is exceeded at any station in the SCAB.						

Table 3.1-7
South Coast AQMD – Air Quality Data – PM2.5

SUSPENDED PARTICULATE MATTER PM2.5 ^a						
Source Receptor Area No.	Location of Air Monitoring Station	No. Days of Data	Max. Conc. µg/m³, 24-hour	98th Percentile Conc. in µg/m³, 24-hr	No. (%) Samples Exceeding Federal Std > 35 µg/m³, 24-hour	Annual Average AAM Conc. ^{b)} µg/m³
LOS ANGELES COUNTY						
1	Central LA	360	43.50	28.3	1 (0.3%)	10.85
2	Northwest Coastal LA County	--	--	--	--	--
3	Southwest Coastal LA County	--	--	--	--	--
4	South Coastal LA County 1	159	28	20.7	0	9.23
4	South Coastal LA County 2	354	30.6	23.20	0	9.22
4	South Coastal LA County 3	--	--	--	--	--
4	I-710 Near Road ^{##}	365	36.7	26.4	1 (0.3%)	10.99
6	West San Fernando Valley	118	30	26.3	0	9.16
8	West San Gabriel Valley	118	30.9	24.6	0	8.90
9	East San Gabriel Valley 1	120	28.3	21.2	0	9.18
9	East San Gabriel Valley 2	--	--	--	--	--
10	Pomona/Walnut Valley	--	--	--	--	--
11	South San Gabriel Valley	119	29.6	24.4	0	10.34
12	South Central LA County	303	39.5	26.6	1 (0.3%)	10.87
13	Santa Clarita Valley	--	--	--	--	--

Table 3.1-7
South Coast AQMD – Air Quality Data – PM2.5

SUSPENDED PARTICULATE MATTER PM2.5^a						
Source Receptor Area No.	Location of Air Monitoring Station	No. Days of Data	Max. Conc. $\mu\text{g}/\text{m}^3$, 24-hour	98th Percentile Conc. in $\mu\text{g}/\text{m}^3$, 24-hr	No. (%) Samples Exceeding Federal Std $> 35 \mu\text{g}/\text{m}^3$, 24-hour	Annual Average AAM Conc.^{b)} $\mu\text{g}/\text{m}^3$
ORANGE COUNTY						
16	North Orange County	--	--	--	--	--
17	Central Orange County	346	36.1	23.3	3 (0.9%)	9.32
17	I-5 Near Road ^{##}	--	--	--	--	--
18	North Coastal Orange County	--	--	--	--	--
19	Saddleback Valley	111	20.8	14.7	0	7.11
RIVERSIDE COUNTY						
22	Corona/Norco Area	--	--	--	--	--
23	Metropolitan Riverside County 1	352	46.7	31.8	4 (1.1%)	11.13
23	Metropolitan Riverside County 3	356	46.7	36.2	9 (2.5%)	12.53
24	Perris Valley	--	--	--	--	--
25	Lake Elsinore	--	--	--	--	--
26	Temecula Valley	--	--	--	--	--
29	San Geronio Pass	--	--	--	--	--
30	Coachella Valley 1**	119	15.5	12.4	0	6.05
30	Coachella Valley 2**	118	15	13.5	0	7.37
30	Coachella Valley 3**	--	--	--	--	--
SAN BERNARDINO COUNTY						
32	Northwest San Bernardino Valley	--	--	--	--	--
33	I-10 Near Road ^{##}	--	--	--	--	--
33	CA-60 Near Road ^{##}	364	41.3	30.7	5 (1.4%)	12.7
34	Central San Bernardino Valley 1	114	46.5	29.7	2 (1.8%)	10.84
34	Central San Bernardino Valley 2	97	34.8	33.0	0	10.06
35	East San Bernardino Valley	--	--	--	--	--
37	Central San Bernardino Mountains	--	--	--	--	--
38	East San Bernardino Mountains	46	31	31.0	0	5.94
DISTRICT MAXIMUM^c			46.7	36.2	9	12.70
SOUTH COAST AIR BASIN^d			46.7	36.2	10	12.70
$\mu\text{g}/\text{m}^3$ = micrograms per cubic meter of air AAM = Annual Arithmetic Mean -- Pollutant not monitored *Incomplete Data **Salton Sea Air Basin ^a PM2.5 statistics listed above are for the FRM data only. FEM PM2.5 continuous monitoring instruments were operated at some of the above locations for real-time alerts and forecasting only. ^b Both Federal and State standards are annual average (AAM) $> 12.0 \mu\text{g}/\text{m}^3$. ^c District Maximum is the maximum value calculated at any station in the South Coast AQMD jurisdiction. ^d Concentrations are the maximum value observed at any station in the SCAB. Number of daily exceedances are the total number of days that the indicated concentration is exceeded at any station in the SCAB.						
^{##} Four near-road sites measuring one or more of the pollutants PM2.5, CO, and/or NO2 are operating near the following freeways: I-54, I-10, CA-60, and I-710 + High PM10 ($\geq 155 \mu\text{g}/\text{m}^3$) data recorded in Coachella Valley (due to high winds) and the Basin (due to Independence Day fireworks) are excluded in accordance with the U.S. EPA Exceptional Event Rule.						

On December 14, 2012, a requirement was added to monitor near the most heavily trafficked roadways in large urban areas. Particle pollution is expected to be higher along these roadways as a result of direct emissions from cars and heavy-duty diesel trucks and buses. South Coast AQMD installed the two required PM2.5 monitors at locations selected based upon the heavy-duty diesel traffic, which are: 1) I-710 Near Road Monitoring Station, located at Long Beach Blvd. in Los Angeles County near Compton and Long Beach; and 2) ~~CA State Route 60 (CA-60)~~ Near Road

Monitoring Station, located west of Vineyard Avenue near the San Bernardino/Riverside County border near Ontario, Mira Loma, and Upland.²⁴

Lead

Under the federal CAA, lead is classified as a ‘criteria pollutant.’ Lead has observed adverse health effects at ambient concentrations. Lead is also deemed a carcinogenic toxic air contaminant (TAC) by the Office of Environmental Health Hazard Assessment (OEHHA). Lead in the atmosphere is present as a mixture of a number of lead compounds. Leaded gasoline and lead smelters have been the main sources of lead emitted into the air. Due to the phasing out of leaded gasoline, there was a dramatic reduction in atmospheric lead in the South Coast Air Basin over the past three decades. In fact, there were no violations of the lead standards at South Coast AQMD’s regular air monitoring stations from 1982 to 2007 as a result of removal of lead from gasoline.

Fetuses, infants, and children are more sensitive than others to the adverse effects of lead exposure. Exposure to low levels of lead can adversely affect the development and function of the central nervous system, leading to learning disorders, distractibility, inability to follow simple commands, and lower intelligence quotient. In adults, increased lead levels are associated with increased blood pressure. Lead poisoning can cause anemia, lethargy, seizures, and death. It appears that there are no direct effects of lead on the respiratory system. Lead can be stored in the bone from early-age environmental exposure, and elevated blood lead levels can occur due to breakdown of bone tissue during pregnancy, hyperthyroidism (increased secretion of hormones from the thyroid gland), and osteoporosis (breakdown of bone tissue). Fetuses and breast-fed babies can be exposed to higher levels of lead because of previous environmental lead exposure of their mothers.^{25, 26, 27}

As summarized in Table 3.1-8, South Coast AQMD monitored lead concentrations at seven monitoring stations in 2019. The SCAB is currently in nonattainment for lead. The MDAB and SSAB are both in attainment for lead. The South Coast AQMD has petitioned U.S. EPA for a redesignation to attainment for the federal lead standard for the Los Angeles County nonattainment area. Stringent South Coast AQMD rules governing lead-producing sources will help to ensure that there are no future violations of the federal standard. At the time of this report, South Coast AQMD has not yet received a response from U.S. EPA regarding the petition. The current lead concentrations in Los Angeles County are below the federal lead standard. Further, the state standards for lead were not exceeded in any areas under the jurisdiction of the South Coast AQMD in 2019.

²⁴ More information on South Coast AQMD’s near-road monitoring can be found at: <https://www.aqmd.gov/home/air-quality/air-quality-studies/air-quality-monitoring-studies/near-road-air-network>

²⁵ U.S. Environmental Protection Agency. 2020. Criteria Air Pollutants. Accessed December 10, 2020 <https://www.epa.gov/criteria-air-pollutants>.

²⁶ South Coast AQMD. 2015. Health Effects of Air Pollution. <http://www.aqmd.gov/docs/default-source/publications/brochures/the-health-effects-of-air-pollution-brochure.pdf>

²⁷ South Coast AQMD. 2005, May. Guidance Document for Addressing Air Quality Issues in General Plans and Local Planning. <https://www.aqmd.gov/home/research/guidelines/planning-guidance/guidance-document>

Table 3.1-8
South Coast AQMD – 2019 Air Quality Data – Lead and Sulfates

Location		LEAD ^{ha}		SULFATES ^{hb}	
Source Receptor Area No.	Location of Air Monitoring Station	Max. Monthly Average Conc. ^{ma} ++ µg/m ³	Max. 3-Month Rolling Average ^{ma} µg/m ³	No. Days of Data	Max. Conc. µg/m ³ , 24-hour
LOS ANGELES COUNTY					
1	Central LA	0.012	0.010	55	5.1
2	Northwest Coastal LA County	--	--	--	--
3	Southwest Coastal LA County	0.004	0.004	--	--
4	South Coastal LA County 1	--	--	--	--
4	South Coastal LA County 2	0.006	0.005	--	--
4	South Coastal LA County 3	--	--	59	5.8
4	I-710 Near Road ^{##}	--	--	--	--
6	West San Fernando Valley	--	--	--	--
8	West San Gabriel Valley	--	--	--	--
9	East San Gabriel Valley 1	--	--	61	6.2
9	East San Gabriel Valley 2	--	--	--	--
10	Pomona/Walnut Valley	--	--	--	--
11	South San Gabriel Valley	0.009	0.007	--	--
12	South Central LA County	0.009	0.007	--	--
13	Santa Clarita Valley	--	--	--	--
ORANGE COUNTY					
16	North Orange County	--	--	--	--
17	Central Orange County	--	--	60	5.1
17	I-5 Near Road ^{##}	--	--	--	--
18	North Coastal Orange County	--	--	--	--
19	Saddleback Valley	--	--	--	--
RIVERSIDE COUNTY					
22	Corona/Norco Area	--	--	--	--
23	Metropolitan Riverside County 1	0.008	0.007	121	14.6
23	Metropolitan Riverside County 3	--	--	--	--
24	Perris Valley	--	--	--	--
25	Lake Elsinore	--	--	--	--
26	Temecula Valley	--	--	--	--
29	San Gorgonio Pass	--	--	--	--
30	Coachella Valley 1**	--	--	--	--
30	Coachella Valley 2**	--	--	119	3.2
30	Coachella Valley 3**	--	--	--	--
SAN BERNARDINO COUNTY					
32	Northwest San Bernardino Valley	--	--	--	--
33	I-10 Near Road ^{##}	--	--	--	--
33	CA-60 Near Road ^{##}	--	--	--	--
34	Central San Bernardino Valley 1	--	--	62	5.2
34	Central San Bernardino Valley 2	0.013	0.011	--	--
35	East San Bernardino Valley	--	--	--	--
37	Central San Bernardino Mountains	--	--	--	--
38	East San Bernardino Mountains	--	--	--	--
DISTRICT MAXIMUM		0.013	0.011	14.6	
South Coast AIR BASIN		0.013	0.011	14.6	
<div>µg/m³ = micrograms per cubic meter of air</div> <div>-- Pollutant not monitored</div> <div>* Incomplete Data</div> <div>** Salton Sea Air Basin</div> <div>## Four near-road sites measuring one or more of the pollutants PM2.5, CO, and/or NO2 are operating near the following freeways: I-54, I-10, CA-60, and I-710.</div> <div>a Federal lead standard is 3-months rolling average > 0.15 µg/m³; state standard is monthly average ≥ 1.5 µg/m³. Lead standards were not exceeded.</div> <div>b State sulfate standard is 24-hour > 25 µg/m³. There is no federal standard for sulfate. Sulfate data is not available at this time.</div> <div>+ High PM10 (≥ 155 µg/m³) data recorded in Coachella Valley (due to high winds) and the Basin (due to Independence Day fireworks) are excluded in accordance with the U.S. EPA Exceptional Event Rule.</div> <div>++ Higher lead concentrations were recorded at near-source monitoring sites immediately downwind of stationary lead sources. Maximum monthly and 3-month rolling averages recorded were 0.88 µ/m³ and 0.06 µ/m³.</div>					

Sulfates

Sulfates are chemical compounds which contain the sulfate ion and are part of the mixture of solid materials which make up PM₁₀. Most of the sulfates in the atmosphere are produced by oxidation of SO₂. Oxidation of sulfur dioxide yields sulfur trioxide (SO₃), which reacts with water to form sulfuric acid, which then contributes to acid deposition. The reaction of sulfuric acid with basic substances such as ammonia yields sulfates, a component of PM₁₀ and PM_{2.5}.

Most of the health effects associated with fine particles and SO₂ at ambient levels are also associated with sulfates. Thus, both mortality and morbidity effects have been observed with an increase in ambient sulfate concentrations. However, efforts to separate the effects of sulfates from the effects of other pollutants have generally not been successful.^{28, 29, 30}

As summarized in Table 3.1-8, South Coast AQMD monitored sulfate at seven monitoring stations in 2019. The state 24-hour sulfate standard (25 µg/m³) was not exceeded in the South Coast Air Basin, which is in attainment for sulfate. The MDAB and SSAB are also in attainment for sulfate. There are no federal sulfate standards.

Vinyl Chloride

Vinyl chloride is a colorless, flammable gas at ambient temperature and pressure. It is also highly toxic and is classified by the American Conference of Governmental Industrial Hygienists (ACGIH) as A1 (confirmed carcinogen in humans) and by the International Agency for Research on Cancer (IARC) as 1 (known to be a human carcinogen).³¹ At room temperature, vinyl chloride is a gas with a sickly-sweet odor that is easily condensed. However, it is stored as a liquid. Due to the hazardous nature of vinyl chloride to human health there are no end products that use vinyl chloride in its monomer form. Vinyl chloride is a chemical intermediate, not a final product. It is an important industrial chemical chiefly used to produce polymer polyvinyl chloride (PVC). The process involves vinyl chloride liquid fed to polymerization reactors where it is converted from a monomer to a polymer PVC. The final product of the polymerization process is PVC in either a flake or pellet form. Billions of pounds of PVC are sold on the global market each year. From its flake or pellet form, PVC is sold to companies that heat and mold the PVC into end products such as PVC pipe and bottles.

In the past, vinyl chloride emissions have been associated primarily with sources such as landfills. Risks from exposure to vinyl chloride are considered to be localized impacts rather than regional impacts. Because landfills in the South Coast AQMD are subject to Rule 1150.1 – Control of Gaseous Emissions from Municipal Solid Waste Landfills, which contain stringent requirements for landfill gas collection and control, potential vinyl chloride emissions are expected to be below the level of detection. Therefore, South Coast AQMD does not monitor for vinyl chloride at its monitoring stations.

²⁸ U.S. Environmental Protection Agency. 2020. Criteria Air Pollutants. Accessed December 10, 2020. <https://www.epa.gov/criteria-air-pollutants>.

²⁹ South Coast AQMD. 2015. Health Effects of Air Pollution. <http://www.aqmd.gov/docs/default-source/publications/brochures/the-health-effects-of-air-pollution-brochure.pdf>

³⁰ South Coast AQMD. 2005, May. Guidance Document for Addressing Air Quality Issues in General Plans and Local Planning. <https://www.aqmd.gov/home/research/guidelines/planning-guidance/guidance-document>

³¹ International Agency for Research on Cancer. 2020 (accessed). Vinyl Chloride Exposure Data. Accessed December 8, 2020.

Volatile Organic Compounds

It should be noted that there are no state or federal standards for VOCs because they are not classified as criteria pollutants. VOCs are regulated, however, because VOCs are a precursor to the formation of ozone in the atmosphere. VOCs are also transformed into organic aerosols in the atmosphere, contributing to higher PM10 and lower visibility levels.

Although health-based standards have not been established for VOCs, health effects can occur from exposures to high concentrations of VOCs because of interference with oxygen uptake. In general, ambient VOC concentrations in the atmosphere are suspected to cause coughing, sneezing, headaches, weakness, laryngitis, and bronchitis, even at low concentrations. Some hydrocarbon components classified as VOC emissions are thought or known to be hazardous. Benzene, for example, one hydrocarbon component of VOC emissions, is known to be a human carcinogen.

Non-criteria Pollutants

Although South Coast AQMD's primary mandate is attaining the state and federal standards for criteria pollutants within their jurisdiction, South Coast AQMD also has a general responsibility pursuant to Health and Safety Code Section 41700 to control emissions of air contaminants and prevent endangerment to public health. Additionally, state law requires South Coast AQMD to implement airborne toxic control measures (ATCM) adopted by CARB and to implement the Air Toxics 'Hot Spots' Act. As a result, South Coast AQMD has regulated pollutants other than criteria pollutants such as TACs, greenhouse gases (GHGs), and stratospheric ozone-depleting compounds. South Coast AQMD has developed a number of rules to control non-criteria pollutants from both new and existing sources. These rules originated through state directives, CAA requirements, or the South Coast AQMD rulemaking process. In addition to promulgating non-criteria pollutant rules, South Coast AQMD has been evaluating control measures in the 2016 AQMP as well as existing rules to determine whether or not they would affect, either positively or negatively, emissions of non-criteria pollutants. For example, rules in which VOC components of coating materials are replaced by a non-photochemically reactive chlorinated substance would reduce the impacts resulting from ozone formation, but could increase emissions of toxic compounds or other substances that may have adverse impacts on human health.

Carcinogenic Health Risks from TACs: One of the primary health risks of concern due to exposure to TACs is the risk of contracting cancer. The carcinogenic potential of TACs is a particular public health concern because it is currently believed by many scientists that there is no 'safe' level of exposure to carcinogens. Any exposure to a carcinogen poses some risk of causing cancer. It is currently estimated that about one in four deaths in the United States is attributable to cancer. The proportion of cancer deaths attributable to air pollution has not been estimated using epidemiological methods.

Non-cancer Health Risks from TACs: Unlike carcinogens, for most non-carcinogens it is believed that there is a threshold level of exposure to the compound below which it will not pose a health risk. CalEPA's OEHHA develops Reference Exposure Levels (RELs) for TACs which are health-conservative estimates of the levels of exposure at or below which health effects are not expected. The non-cancer health risk due to exposure to a TAC is assessed by comparing the estimated level of exposure to the REL. The comparison is expressed as the ratio of the estimated exposure level to the REL, called the hazard index (HI).

Multiple Air Toxics Exposure Study (MATES): In 1986, South Coast AQMD conducted the first MATES report to determine the risks associated with major airborne carcinogens in the SCAB. The most current version (MATES IV) includes a monitoring program, an updated emissions inventory of TACs, and a modeling effort to characterize risk across the SCAB. The study focuses on the carcinogenic risk from exposure to air toxics but does not estimate mortality or other health effects from particulate exposures. An additional focus of MATES IV is the inclusion of measurements of ultrafine particle concentrations. MATES IV incorporates the updated health risk assessment methodology from OEHHA. Compared to previous studies of air toxics in the SCAB, this study found decreasing air toxics exposure, with the estimated Basin-wide, population-weighted risk down by about 57 percent from the analysis done for the MATES III time period. The ambient air toxics data from the ten fixed monitoring locations also demonstrated a similar reduction in air toxic levels and risks. On average, diesel particulates contributes about 68 percent of the total air toxics risk. This is a lower portion of the overall risk compared to the MATES III estimates of about 84 percent.

3.1.2.1.2 Regulatory Requirements Affecting Mobile Sources Associated with Warehouses

There are many existing and upcoming air quality regulations at the state and federal level that focus on emissions from the mobile sources associated with warehouses. These can broadly be placed into three categories. First are regulations that aim to reduce emissions at the tailpipe of a vehicle, commonly called engine standards. These regulations typically focus on requirements for new vehicles. Second are regulations that aim to replace older vehicles with newer vehicles with cleaner technologies, often called fleet rules. Third are regulations that focus on air quality impacts from facilities. These regulations look at the activities associated with a facility and aim to reduce air quality impacts beyond what is already required by engine standards or fleet rules. Key examples of these three types of regulations that address air quality impacts from warehouses are presented in Figures 3.1-1a and 3.1-1b as follows.

Figure 3.1-1a
Key Existing Regulations That Address Air Quality Impacts from Warehouses

Engine Standards	Fleet Rules	Facility-Based Rules
<ul style="list-style-type: none"> •U.S. EPA Heavy Duty Highway Engine Standards¹ •U.S. EPA Phase 2 GHG Standards² •U.S. EPA Non-Road Diesel Engines and Fuel Standards³ •U.S. EPA Non-Road Large Spark Ignition Engines Standards⁴ •CARB Phase 2 GHG Standards⁵ •CARB Advanced Clean Cars Program⁶ •CARB Optional Low NOx Standards⁷ •CARB Heavy Duty Low NOx Omnibus Rule⁸ 	<ul style="list-style-type: none"> •CARB Truck and Bus Rule⁹ •CARB Transportation Refrigeration Unit (TRU) Air Toxics Control Measure (ATCM)¹⁰ •CARB In-Use Off-Road Diesel Rule¹¹ •CARB Large Spark Ignition (LSI) Rule¹² 	<ul style="list-style-type: none"> •CEQA (for new projects)¹³ •South Coast AQMD Rule 2449 ("SOON" Rule for Off-Road Fleets)¹⁴ •South Coast AQMD Rule 2202 (Employee Commute Reduction)¹⁵

¹ United States Environment Protection Agency, EPA Emission Standards for Heavy-Duty Highway Engines and Vehicles, March 2016, <https://www.epa.gov/emission-standards-reference-guide/epa-emission-standards-heavy-duty-highway-engines-and-vehicles>

² United States Environment Protection Agency, Final Rule for Phase 2 Greenhouse Gas Emissions Standards and Fuel Efficiency Standards for Medium- and Heavy-Duty Engines and Vehicles, October 25, 2016, <https://www.govinfo.gov/content/pkg/FR-2016-10-25/pdf/2016-21203.pdf>

³ United States Environment Protection Agency, Control of Emissions of Air Pollution from Nonroad Diesel Engines and Fuel; Final Rule, June 29, 2004, <https://www.govinfo.gov/content/pkg/FR-2004-06-29/pdf/04-11293.pdf>

⁴ United States Environment Protection Agency, Control of Emissions from Nonroad Large Spark-Ignition Engines, and Recreational Engines (Marine and Land Based); Final Rule, November 8, 2002, <https://www.govinfo.gov/content/pkg/FR-2002-11-08/pdf/02-23801.pdf>

⁵ California Air Resources Board, California Phase 2 Greenhouse Gas Standards, 2018, <https://ww3.arb.ca.gov/regact/2018/phase2/finalatta.pdf>

⁶ California Air Resources Board, Advanced Clean Car Program, 2020, <https://ww2.arb.ca.gov/our-work/programs/advanced-clean-cars-program>

⁷ California Air Resources Board, Optional Reduced NOx Standards for Heavy-Duty Vehicles, 2020, <https://ww2.arb.ca.gov/our-work/programs/optional-reduced-nox-standards>

⁸ California Air Resources Board, Heavy-Duty Engine and Vehicle Omnibus Regulation and Associated Amendments, August 27, 2020, <https://ww3.arb.ca.gov/regact/2020/hdomnibuslownox/res20-23.pdf>

⁹ California Air Resources Board, Truck and Bus Regulation, 2018, <https://ww3.arb.ca.gov/msprog/onrdiesel/documents/tbfinalreg.pdf>

¹⁰ California Air Resources Board, Airborne Toxic Control Measure for In-Use Diesel-Fueled Transport Refrigeration Units (TRU) and TRU Generator Sets, and Facilities Where TRUs Operate., October 16, 2012, https://ww2.arb.ca.gov/sites/default/files/classic/diesel/tru/documents/fro_10-16-12.pdf

¹¹ California Air Resources Board, Regulation for In-Use Off-Road Diesel-Fueled Fleets, December 2011, <https://ww2.arb.ca.gov/sites/default/files/classic/msprog/ordiesel/documents/finalregorder-dec2011.pdf>

¹² California Air Resources Board, Large Spark-Ignition (LSI) Engine Fleet Requirements Regulation, 2020, <https://ww2.arb.ca.gov/our-work/programs/large-spark-ignition-lsi-engine-fleet-requirements-regulation>

¹³ Association of Environmental Professionals 2020 CEQA California Environmental Quality Act Statutes and Guidelines, https://www.califaep.org/docs/2020_ceqa_book.pdf, 2020, <https://ww2.arb.ca.gov/sites/default/files/classic/msprog/ordiesel/documents/finalregorder-dec2011.pdf>

¹⁴ South Coast Air Quality Management District. Control of Oxides of Nitrogen Emissions from Off-Road Diesel Vehicles. <http://www.aqmd.gov/docs/default-source/rule-book/reg-xxiv/rule-2449.pdf>

¹⁵ California Air Resources Board, Rule 2202 — On-Road Motor Vehicle Mitigation Options, Employee Commute Reduction Program Guidelines, February 5, 2016, [http://www.aqmd.gov/docs/default-source/rule-book/support-program-guidelines-\(ecrp\).pdf](http://www.aqmd.gov/docs/default-source/rule-book/support-program-guidelines-(ecrp).pdf)

Figure 3.1-1b
Potential Upcoming Regulations That Would Reduce Air Quality Impacts from Warehouses

Engine Standards	Fleet Rules	Facility-Based Rules
<ul style="list-style-type: none"> •U.S. EPA Cleaner Trucks Initiative¹ •CARB Advanced Clean Trucks² •CARB TRU Rule³ •CARB's Small Off-Road Engines⁴ •CARB's Advanced Clean Cars 2⁴ 	<ul style="list-style-type: none"> •CARB Advanced Clean Fleets⁵ •CARB Innovative Clean Transit⁶ •CARB TRU Rule³ •CARB Lower In-Use Emission Performance Levels⁴ •CARB's Innovative Technology Certification Flexibility⁴ •South Coast AQMD Further Deployment of Cleaner Technologies⁴ •CARB's Zero-Emission Off-Road Forklift Regulation Phase 1⁴ •CARB Heavy-Duty Engine and Vehicle Omnibus Regulation and Associated Amendments⁸ 	<ul style="list-style-type: none"> •CARB TRU Rule³ •South Coast AQMD PR 2305 Indirect Source Rule⁷

¹ United States Environment Protection Agency, Cleaner Trucks Initiative, March 27, 2020, <https://www.epa.gov/regulations-emissions-vehicles-and-engines/cleaner-trucks-initiative>

² California Air Resources Board, Advanced Clean Trucks, 2020, <https://ww2.arb.ca.gov/our-work/programs/advanced-clean-trucks>

³ California Air Resources Board, New Transport Refrigeration Unit Regulation in Development, 2020, <https://ww2.arb.ca.gov/our-work/programs/transport-refrigeration-unit/new-transport-refrigeration-unit-regulation>

⁴ California Air Resources Board, Revised Proposed 2016 State Strategy for the State Implementation Plan, March 27, 2017, <https://ww3.arb.ca.gov/planning/sip/2016sip/rev2016statesip.pdf>

⁵ California Air Resources Board, Advanced Clean Fleets, 2020, <https://ww2.arb.ca.gov/our-work/programs/advanced-clean-fleets>

⁶ California Air Resources Board, Innovative Clean Transit, 2020, <https://ww2.arb.ca.gov/our-work/programs/innovative-clean-transit>

⁷ The WAIRE Program is the proposed rule under consideration in this EA.

⁸ California Air Resources Board, Heavy-Duty Engine and Vehicle Omnibus Regulation and Associated Amendments. September 29, 2020 <https://ww2.arb.ca.gov/rulemaking/2020/hdomnibuslownox>

3.1.2.2 Other State and South Coast AQMD Requirements

Executive Order (EO) N-79-20. On September 23, 2020, Governor Newsom signed an executive order directing state agencies to pursue aggressive goals towards zero emissions technologies. Key directives include:

- CARB shall develop and propose car and truck regulations with increasing zero emissions percentages such that by 2035 all in state sales are zero emissions.
- CARB shall also pursue regulations to achieve a 100 percent zero emissions medium duty and heavy duty fleet by 2045, with drayage fleets achieving this goal by 2035.
- CARB shall develop, in coordination with state agencies, U.S. EPA, and local air districts, strategies to achieve 100 percent zero emissions operations for off-road vehicles by 2035.³²

Senate Bill 44. The California Legislature passed Senate Bill (SB) 44, acknowledging the ongoing need to evaluate opportunities for mobile source emissions reductions and requiring CARB to update the 2016 Mobile Source Strategy by January 1, 2021, and every five years thereafter. Specifically, SB 44 requires CARB to update the 2016 Mobile Source Strategy to include a comprehensive strategy for the deployment of medium- and heavy-duty vehicles for the purpose of meeting air quality standards and reducing GHG emissions. It also directs CARB to set reasonable and achievable goals for reducing emissions by 2030 and 2050 from medium- and heavy-duty vehicles that are consistent with the State's overall goals and maximizes the reduction of criteria air pollutants.

AB 617 Community Air Protection Program: In 2017, Governor Edmund Brown signed Assembly Bill (AB) 617 to develop a new community-focused program to reduce local air pollution in environmental justice communities more effectively. The AB 617 program includes community air monitoring and community emissions reduction programs. In addition, the legislature appropriated funding to support early actions to address localized air pollution through targeted incentive funding to deploy cleaner technologies in these communities, and grants to support community participation in the AB 617 process. AB 617 includes new requirements for accelerated retrofit of air pollution controls on industrial sources, increased penalty fees, and greater transparency and availability of air quality and emissions data, which will help advance air pollution control efforts throughout the State.

In December 2018, CARB designated three AB 617 communities in the South Coast AQMD—including Wilmington, Carson, West Long Beach; San Bernardino, Muscoy; and East Los Angeles, Boyle Heights, West Commerce. A Community Steering Committee (CSC) was established for each community to gather input and develop Community Emission Reduction Plans (CERPs) and Community Air Monitoring Plans (CAMPs). The CSCs are comprised made up of residents, community organizations, local agencies, and businesses. Each CERP includes actions, strategies, and goals focused on emission and exposure reductions for air quality priorities identified by the CSCs. In September 2019, the South Coast AQMD Governing Board adopted the CERPs. Due to concerns expressed by the CSCs about local air quality impacts in their communities from trucks going to warehouses, all three 1st Year CERPs include as an action item

³² California, Office of Governor Gavin Newsom. 2020, September 23. Executive Order N-79-20. <https://www.gov.ca.gov/wp-content/uploads/2020/09/9.23.20-EO-N-79-20-text.pdf>

that South Coast AQMD should continue developing an indirect source rule for warehouses (i.e., WAIRE Program).

In December 2019, CARB designated two new AB 617 communities in the South Coast AQMD—including Eastern Coachella Valley and Southeast Los Angeles. A CSC was established for each new community to gather input and develop CERPs and CAMPs. In December 2020, the South Coast AQMD Governing Board adopted the CERPs for the Eastern Coachella Valley and Southeast Los Angeles communities. Due to concerns expressed by the Southeast Los Angeles CSC about the goods movement out of the Ports of Los Angeles and Long Beach and the corresponding emissions from heavy-duty diesel trucks, the CERP for Southeast Los Angeles includes an action item that South Coast AQMD should continue development of the Warehouse Indirect Source Rule (i.e., the WAIRE Program).

In addition to the other five communities, in October 2020, the South Coast AQMD Board voted to designate a sixth AB 617 community in the South Los Angeles area.

Environmental Justice (EJ): Environmental justice has long been a focus of South Coast AQMD. In 1990, South Coast AQMD formed an Ethnic Community Advisory Group that was restructured as the Environmental Justice Advisory Group (EJAG) in 2008. EJAG’s mission is to advise and assist South Coast AQMD in protecting and improving public health in South Coast AQMD’s most impacted communities through the reduction and prevention of air pollution.

In 1997, the South Coast AQMD Governing Board adopted four guiding principles and ten initiatives to ensure environmental equity.³³ Also in 1997, the South Coast AQMD Governing Board expanded the initiatives to include the “Children’s Air Quality Agenda,” focusing on the disproportionate impacts of poor air quality on children. Some key initiatives that have been implemented were the Multiple Air Toxics Exposure Studies (MATES, MATES II, MATES III, and MATES IV); the Clean Fleet Rules; Cumulative Impact Reduction Strategies (CIRS); funding for lower emitting technologies under the Carl Moyer Program; the *Guidance Document for Addressing Air Quality Issues in General Plans and Local Planning*; a guidance document on *Air Quality Issues in School Site Selection*; and the 2000 Air Toxics Control Plan and its 2004 Addendum. Key initiatives focusing on communities and residents include the Clean Air Congress, the Clean School Bus Program, Asthma and Air Quality Consortium, Brain and Lung Tumor and Air Pollution Foundation, air quality presentations to schools and community and civic groups, and Town Hall meetings. Technological and scientific projects and programs have been a large part of South Coast AQMD’s EJ program since its inception. Over time, the EJ program’s focus on public education, outreach, and opportunities for public participation have greatly increased. Public education materials and other resources for the public are available on South Coast AQMD’s website (www.aqmd.gov).

Clean Communities Plan: On November 5, 2010, the South Coast AQMD Governing Board approved the 2010 Clean Communities Plan (CCP). The CCP was an update to the 2000 Air Toxics Control Plan (ATCP) and the 2004 Addendum to the ATCP. The objective of the 2010 CCP was to reduce exposure to air toxics and air-related nuisances throughout the South Coast AQMD, with emphasis on cumulative impacts. The elements of the 2010 CCP are community exposure reduction, community participation, communication and outreach, agency coordination, monitoring and compliance, source-specific programs, and nuisances. The centerpiece of the 2010

³³ South Coast AQMD. Environmental Justice History. <http://www.aqmd.gov/nav/about/initiatives/environmental-justice/history>

CCP is a pilot study through which South Coast AQMD staff worked with community stakeholders to identify and develop community-specific solutions to air quality issues in two communities: 1) the city of San Bernardino; and 2) Boyle Heights and surrounding areas.

Control Measures in the AQMP. The 2016 AQMP consists of three components: 1) the South Coast AQMD's Stationary, Area, and Mobile Source Control Measures (MOB); 2) State and Federal Control Measures imposed by CARB through the SIP; and 3) Regional Transportation Strategy and Control Measures prepared by the Southern California Association of Governments. The 2016 AQMP includes emission inventories and control measures for stationary, area, and mobile sources; an air quality setting; updated growth projections; new modeling techniques; demonstrations of compliance with state and federal CAA requirements; and an implementation schedule for adoption of the proposed control strategies. MOB control measures applicable to the proposed project include:

- **MOB-03 – Emission Reductions at Warehouse Distribution Centers:** The goal of this facility-based mobile source control measure is to examine potential actions to reduce emissions associated with the operation of warehouse distribution centers. This measure aims to mitigate emissions from all pollutants. The proposed project is a direct outcome of MOB-03.
- **MOB-07 – Accelerated Penetration of Partial Zero-Emission and Zero-Emission Light-Heavy- and Medium-Heavy-Duty Vehicles:** The goal of this on-road mobile source control measure is to accelerate the introduction of hybrid or zero-emission technology for light-heavy-duty and medium-heavy-duty vehicles. This would be accomplished through continuing incentive programs like the Hybrid truck and bus Voucher Incentive Program (HVIP), and through seeking legislative authority to allow South Coast AQMD to update its fleet rules for public fleets.
- **MOB-08 – Accelerated Retirement of Older On-Road Heavy-Duty Vehicles:** The goal of this mobile source control measure is to achieve additional emission reductions from heavy-heavy-duty on-road vehicles by retiring older diesel vehicles and replacing them with NZE and ZE vehicles, either through incentive programs or through additional regulations. This measure would be accomplished through incentive programs, through seeking legislative authority to allow South Coast AQMD to update ~~is its~~ its fleet rules for public fleets, and also pursuing potential regulations for privately owned fleets.
- **Further Deployment of Cleaner Technologies:** This measure, included in the State SIP Strategy and the 2016 AQMP, encompasses more NO_x emission reductions than all other measures combined. The measure applies to both on-road and off-road sources and primarily relies on new regulations and significant new sources of incentive funding that were not defined at the time of the AQMP. Emission reductions from PR 2305 would apply towards the commitment in this control measure.

3.1.3 Greenhouse Gas Emissions

Greenhouse gases (GHGs) trap heat in the atmosphere, which in turn heats the surface of the Earth. Some GHGs occur naturally and are emitted to the atmosphere through natural processes, while others are created and emitted solely through human activities. The latter, anthropogenic sources of GHGs, is the focus of impacts under CEQA. Traditionally, GHGs and other global warming pollutants are perceived as solely global in their impacts, and that increasing emissions anywhere in the world contributes to climate change anywhere in the world. A study conducted on the health

impacts of CO₂ ‘domes’ that form over urban areas showed that they cause increases in local temperatures and local criteria pollutants, which have adverse health effects.³⁴

3.1.3.1 *Climate Change*

Global climate change is a change in the average weather of the ~~e~~Earth, which can be measured by wind patterns, storms, precipitation, and temperature. Historical records have shown that temperature changes have occurred in the past, such as during previous ice ages. Data indicate that the current temperature record differs from previous climate changes in rate and magnitude.

Gases that trap heat in the atmosphere are often called greenhouse gases (GHGs), comparable to a greenhouse, which captures and traps radiant energy. GHGs are emitted by natural processes and human activities. The accumulation of greenhouse gases in the atmosphere regulates the earth’s temperature. Global warming is the observed increase in average temperature of the ~~e~~Earth’s surface and atmosphere. The primary cause of global warming is an increase of GHGs in the atmosphere. The six major GHGs are carbon dioxide (CO₂), methane (CH₄), nitrous oxide (N₂O), sulfur hexafluoride (SF₆), hydrofluorocarbons (HFCs), and perfluorocarbon (PFCs). The GHGs absorb longwave radiant energy emitted by the Earth, which warms the atmosphere. The GHGs also emit longwave radiation both upward to space and back down toward the surface of the Earth. The downward part of this longwave radiation emitted by the atmosphere is known as the ‘greenhouse effect.’ Emissions from human activities such as fossil fuel combustion for electricity production and vehicles have elevated the concentration of these gases in the atmosphere.

- **Carbon Dioxide (CO₂)** is an odorless, colorless greenhouse gas. Natural sources include the following: decomposition of dead organic matter; respiration of bacteria, plants, animals, and fungus; evaporation from oceans; and volcanic outgassing. Anthropogenic (human caused) sources of CO₂ include burning coal, oil, gasoline, natural gas, and wood.
- **Methane (CH₄)** is a flammable gas and is the main component of natural gas.
- **Nitrous Oxide (N₂O)**, also known as laughing gas, is a colorless greenhouse gas. Some industrial processes such as fossil fuel-fired power plants, nylon production, nitric acid production, and vehicle emissions also contribute to the atmospheric load of N₂O.
- **Hydrofluorocarbons (HFCs)** are synthetic man-made chemicals that are used as a substitute for chlorofluorocarbons (whose production was stopped as required by the Montreal Protocol) for automobile air conditioners and refrigerants. The two main sources of perfluorocarbon (PFCs) are primary aluminum production and semiconductor manufacture. Sulfur hexafluoride (SF₆) is an inorganic, odorless, colorless, nontoxic, nonflammable gas. SF₆ is used for insulation in electric power transmission and distribution equipment, in the magnesium industry, in semiconductor manufacturing, and as a tracer gas for leak detection.

Scientific consensus, as reflected in recent reports issued by the United Nations Intergovernmental Panel on Climate Change, is that the majority of the observed warming over the last 50 years can be attributable to increased concentration of GHGs in the atmosphere due to human activities. Human activities are directly altering the chemical composition of the atmosphere through the

³⁴ Jacobsen, Mark Z. “Enhancement of Local Air Pollution by Urban CO₂ Domes,” Environmental Science and Technology, as describe in Stanford University press release on March 16, 2010 available at: <http://news.stanford.edu/news/2010/march/urban-carbon-domes-031610.html>

buildup of climate change pollutants.³⁵ In the past, gradual changes in temperature changed the distribution of species, availability of water, etc. However, human activities are accelerating this process so that environmental impacts associated with climate change no longer occur in a geologic time frame but in a human's lifetime.³⁶ Industrial activities, particularly increased consumption of fossil fuels (gasoline, diesel, ~~wood~~, coal, etc.), have heavily contributed to the increase in atmospheric levels of GHGs. The United Nations Intergovernmental Panel on Climate Change constructed several emission trajectories of greenhouse gases needed to stabilize global temperatures and climate change impacts. It concluded that a stabilization of greenhouse gases at 400 to 450 ppm carbon dioxide-equivalent (CO₂eq) concentration is required to keep global mean warming below two degrees Celsius, which has been identified as necessary to avoid dangerous impacts from climate change.³⁷

3.1.3.1.1 *Effects of Climate Change*

The potential health effects from global climate change may arise from temperature increases, climate-sensitive diseases, extreme events, air quality impacts, and sea level rise. There may be direct temperature effects through increases in average temperature, leading to more extreme heat waves and less extreme cold spells. Those living in warmer climates are likely to experience more stress and heat-related problems (e.g., heat rash and heat stroke). In addition, climate-sensitive diseases may increase, such as those spread by mosquitoes and other ~~disease-carrying~~ insects. Those diseases include malaria, dengue fever, yellow fever, and encephalitis. Extreme events such as flooding, hurricanes, and wildfires can displace people and agriculture, which would have negative consequences. Drought in some areas may increase, which would decrease water and food availability. Global warming may also contribute to air quality problems from increased frequency of smog and particulate air pollution.³⁸

The impacts of climate change will also affect projects in various ways. Effects of climate change are rising sea levels and changes in snowpack.³⁹ The extent of climate change impacts at specific locations remains unclear.

3.1.3.1.2 *California's GHG Sources and Relative Contribution*

In 2020, the statewide GHG emissions inventory was updated for 2000 to 2018 emissions using the global warming potentials (GWP) in the International Panel on Climate Change's (IPCC) Fourth Assessment Report (AR4).^{40, 41} Based on these GWPs, California produced 425.3 million metric tons (MMT) CO₂eq GHG emissions in 2018. California's transportation sector was the single largest generator of GHG emissions, producing 39.9 percent of the state's total emissions.

³⁵ California Climate Action Team, 2006. Climate Action Team Report to Governor Schwarzenegger and the Legislature.

³⁶ Intergovernmental Panel on Climate Change, 2007. Fourth Assessment Report: Climate Change 2007, New York: Cambridge University Press.

³⁷ Intergovernmental Panel on Climate Change (IPCC). 2014. *Fifth Assessment Report: Climate Change 2014*. New York: Cambridge University Press.

³⁸ Center for Disease Control. 2016. Climate Change Decreases the Quality of the Air We Breathe. https://www.cdc.gov/climateandhealth/pubs/AIR-QUALITY-Final_508.pdf

³⁹ Office of Environmental Health Hazards Assessment, 2018. Indicators of Climate Change in California. <https://oehha.ca.gov/media/downloads/climate-change/report/2018caindicatorsreportmay2018.pdf>, accessed April 3, 2019.

⁴⁰ Methodology for determining the statewide GHG inventory is not the same as the methodology used to determine statewide GHG emissions under Assembly Bill 32 (2006).

⁴¹ Global warming potential is the metric used to describe how much heat a molecule of a GHG absorbs relative to a molecule of carbon dioxide (CO₂) over a given period of time (20, 100, and 500 years). CO₂ has a GWP of 1.

Industrial sector emissions made up 21.0 percent, and electric power generation made up 14.8 percent of the state's emissions inventory. Other major sectors of GHG emissions include commercial and residential (9.7 percent), agriculture and forestry (7.7 percent), high GWP gases (4.8 percent), and recycling and waste (2.1 percent).⁴²

Since the peak level in 2004, California statewide GHG emissions dropped below the 2020 GHG limit of 431 MMTCO₂eq in 2016 and have remained below the 2020 GHG limit since then. In 2018, emissions from routine GHG emitting activities statewide were 6 MMTCO₂eq lower than the 2020 GHG limit. Per capita GHG emissions in California have dropped from a 2001 peak of 14.0 MTCO₂eq per person to 10.7 MTCO₂eq per person in 2018, a 24 percent decrease. Transportation emissions decreased in 2018 compared to the previous year, which is the first year over year decrease since 2013. Since 2008, California's electricity sector has followed an overall downward trend in emissions. In 2018, solar power generation has continued its rapid growth since 2013. Emissions from high-GWP gases increased 2.3 percent in 2018 (2000-to 2018 average year-over-year increase is 6.8 percent), continuing the increasing trend as they replace ozone depleting substances (ODS) being phased out under the 1987 Montreal Protocol. Overall trends in the inventory also demonstrate that the carbon intensity of California's economy (the amount of carbon pollution per million dollars of gross domestic product (GDP)) is declining, representing a 43 percent decline since the 2001 peak, while the state's GDP has grown 59 percent during this period.⁴³

3.1.3.1.3 South Coast Air Basin GHG Emissions

Table 3.1-9 presents the GHG emission inventory by fuel type in calendar year 2012 for the SCAB. These GHG emissions are reported in MTCO₂eq. Gasoline generates 53 percent of the GHG emissions from fuel combustion. Natural gas generates 31 percent of the GHG emissions from fuel combustion. The remaining 20 percent of the total SCAB GHG emissions from fuel combustion are from diesel, jet fuel, LPG, and fuel oil.⁴⁴

⁴² California Air Resources Board (CARB). 2020, October 15. California Greenhouse Gas Inventory for 2000-2018: By Category as Defined in the 2008 Scoping Plan. <https://ww2.arb.ca.gov/ghg-inventory-data>

⁴³ California Air Resources Board. 2020, October 15. California Greenhouse Emissions for 2000 to 2018: Trends of Emissions and Other Indicators. https://ww3.arb.ca.gov/cc/inventory/pubs/reports/2000_2018/ghg_inventory_trends_00-18.pdf

⁴⁴South Coast AQMD. 2017, March. Final 2016 Air Quality Management Plan, Chapter 10.

Table 3.1-9
2012 GHG Emissions from Fuel Use in the South Coast Air Basin

Fuel Type	Consumption (Gallons)	Gas Supply (Therms)	CO2 Emissions (MT)
Gasoline	7,647,883,106	-	67,148,414
On-Road	7,108,714,450		62,414,512.87
Off-Road	539,168,656		4,733,900.80
Diesel	1,423,889,933	-	14,537,916
On-Road	872,963,200		8,912,954.27
Commercial Harborcraft	21,912,232		223,723.89
Trains	33,129,134		338,248.46
Off-Road	495,885,367		5,062,989.59
Jet Fuel	508,249,568.11		4,955,433.29
Fuel Oil - OGV (Residual Fuel Oil 5/6)	23,960,515.63		282,734.08
Natural Gas	8,831,724,016	7,359,770,013	39,389,489
Residential	2,445,612,164	2,038,010,137	10,907,430.25
Commercial	990,525,700	825,438,083	4,417,744.62
Industrial	1,592,974,552	1,327,478,793	7,104,666.50
NGV	132,285,600	110,238,000	589,993.78
EG	3,670,326,000	3,058,605,000	16,369,653.96
LPG	182,009,738		1,053,836
Residential	115,838,116		670,702.69
Commercial	43,807,549		253,645.71
Industrial	22,364,073		129,487.98
Total	18,671,716,877		127,367,823
Source: South Coast AQMD. 2017, March. Final 2016 Air Quality Management Plan.			
Notes: OGV: ocean-going vessel; NGV: natural gas vehicles; LPG: liquified petroleum gas; EG: Electricity Generation			

3.1.3.2 Federal Regulations and Plans

Greenhouse Gas Endangerment Findings: On December 7, 2009, the U.S. EPA Administrator signed two distinct findings regarding greenhouse gases pursuant to the Clean Air Act 202 (a). The Endangerment Finding stated that CO₂, CH₄, N₂O, HFCs, PFCs, and SF₆, taken in combination, endanger both the public health and the public welfare of current and future generations. The *Cause or Contribute Finding* stated that the combined emissions from motor vehicles and motor vehicle engines contribute to the greenhouse gas air pollution that endangers public health and welfare. These findings were a prerequisite for implementing GHG standards for vehicles. The U.S. EPA and the National Highway Traffic Safety Administration (NHTSA) finalized emission standards for light-duty vehicles in May 2010 and for heavy-duty vehicles in August of 2011. Subsequently, the U.S. EPA rolled back the light duty GHG standards, a decision which is currently under litigation.

Renewable Fuel Standard: The Renewable Fuel Standard (RFS) program was established under the Energy Policy Act (EPAct) of 2005, and required 7.5 billion gallons of renewable fuel to be blended into gasoline by 2012. Under the Energy Independence and Security Act (EISA) of 2007, the RFS program was expanded to include diesel, required that the volume of renewable fuel blended into transportation fuel be increased from nine billion gallons in 2008 to 36 billion gallons by 2022, established new categories of renewable fuel, and required U.S. EPA to apply life-cycle GHG performance threshold standards so that each category of renewable fuel emits fewer greenhouse gases than the petroleum fuel it replaces.

GHG Tailoring Rule: On May 13, 2010, U.S. EPA finalized the GHG Tailoring Rule to phase in the applicability of the Prevention of Significant Deterioration (PSD) and Title V operating permit programs for GHGs. The GHG Tailoring Rule applies to the largest GHG emitters, while excluding smaller sources (restaurants, commercial facilities, and small farms). The first phase (from January 2, 2011, to June 30, 2011) addressed the largest sources. Title V GHG requirements were triggered only when affected facility owners/operators were applying, renewing, or revising their permits for non-GHG pollutants. The PSD GHG requirements were applicable only if sources were undergoing permitting actions for other non-GHG pollutants and the permitted action would increase GHG emission by 75,000 MTCO₂eq per year or more.

The second phase (from July 1, 2011, to June 30, 2013) included sources that emit or have the potential to emit 100,000 MTCO₂eq per year or more. Newly constructed sources that are not major sources for non-GHG pollutants would not be subject to PSD GHG requirements unless it emits 100,000 MTCO₂eq per year or more. Modifications to a major source would not be subject to PSD GHG requirements unless it generates a net increase of 75,000 MTCO₂eq per year or more. Sources not subject to Title V would not be subject to Title V GHG requirements unless 100,000 MTCO₂eq per year or more would be emitted.

The third phase of the GHG Tailoring Rule, finalized on July 12, 2012, determined not to lower the current PSD and Title V applicability thresholds for GHG-emitting sources established in the GHG Tailoring Rule for phases 1 and 2. The GHG Tailoring Rule also promulgated regulatory revisions for better implementation of the federal program for establishing plantwide applicability limitations (PALs) for GHG emissions, which will improve the administration of the GHG PSD permitting programs. In 2014, the U.S. Supreme Court held that U.S. EPA was limited to phase 1.

GHG Reporting Program: U.S. EPA issued the Mandatory Reporting of Greenhouse Gases Rule (40 CFR Part 98) under the 2008 Consolidated Appropriations Act. The Mandatory Reporting of Greenhouse Gases Rule requires reporting of GHG data from large sources and suppliers under the Greenhouse Gas Reporting Program. Suppliers of certain products that would result in GHG emissions if released, combusted, or oxidized; direct emitting source categories; and facilities that inject CO₂ underground for geologic sequestration or any purpose other than geologic sequestration are included. Facilities that emit 25,000 MTCO₂eq or more per year are required to submit annual reports to U.S. EPA.

Ozone-Depleting Substances. Under the CAA Title VI, the U.S. EPA is assigned responsibility for implementing programs that protect the stratospheric ozone layer. 40 CFR Part 82 contains U.S. EPA's regulations specific to protecting the ozone layer. These U.S. EPA regulations phase out the production and import of ozone-depleting substances (ODSs) consistent with the Montreal

Protocol.⁴⁵ ODSs are typically used as refrigerants or as foam-blowing agents. ODS are regulated as Class I or Class II controlled substances. Class I substances have a higher ozone-depleting potential and have been completely phased out in the United States, except for exemptions allowed under the Montreal Protocol. Class II substances are HCFCs, which are transitional substitutes for many Class I substances and are being phased out.

3.1.3.3 State Regulations and Plans

3.1.3.3.1 Statewide GHG Reduction Targets

Executive Order S-3-05: In June 2005, Governor Schwarzenegger signed Executive Order S-3-05, which established emission reduction targets that would aim to reduce GHG emissions to 2000 levels by 2010, then to 1990 levels by 2020, and to 80 percent below 1990 levels by 2050.

AB 32 – Global Warming Solutions Act: On September 27, 2006, AB 32, the California Global Warming Solutions Act of 2006, was signed by Governor Schwarzenegger. AB 32 expanded on Executive Order S-3-05. The California legislature stated that “global warming poses a serious threat to the economic well-being, public health, natural resources, and the environment of California.” AB 32 represented the first enforceable statewide program in the U.S. to cap all GHG emissions from major industries that includes penalties for non-compliance. While acknowledging that national and international actions will be necessary to fully address the issue of global warming, AB 32 laid out a program to inventory and reduce GHG emissions in California and from power generation facilities located outside the state that serve California residents and businesses.

Consistent with the requirement to develop an emission reduction plan, CARB prepared a Scoping Plan indicating how GHG emission reductions will be achieved through regulations, market mechanisms, and other actions. The 2008 Scoping Plan called for reducing GHG emissions to 1990 levels by 2020. This means cutting approximately 30 percent from business-as-usual (BAU) emission levels projected for 2020, or about 15 percent from 2005 to 2008 levels.⁴⁶ However, as of January 1, 2020, SB 32 became the guiding GHG regulation.

SB 32 and AB 197: In September 2016, Governor Brown signed Senate Bill 32 and Assembly Bill 197, making the Executive Order goal for year 2030 into a statewide, mandated legislative target. AB 197 established a joint legislative committee on climate change policies and requires the CARB to prioritize direct emissions reductions rather than the market-based cap-and-trade program for large stationary, mobile, and other sources. CARB prepared a 2017 Climate Change Scoping Plan Update, which outlines potential regulations and programs, including strategies consistent with AB 197 requirements, to achieve the 2030 target. The 2017 Scoping Plan establishes a new emissions limit of 260 MMTCO₂eq for the year 2030, which corresponds to a 40 percent decrease in 1990 levels by 2030.⁴⁷

⁴⁵ The Montreal Protocol on Substances that Deplete the Ozone Layer (Montreal Protocol) is an international treaty designed to phase out halogenated hydrocarbons such as chlorofluorocarbons (CFCs) and hydrochlorofluorocarbons (HCFCs), which are considered ODSs. The Montreal Protocol was first signed on September 16, 1987 and has been revised seven times. The U.S. ratified the original Montreal Protocol and each of its revisions.

⁴⁶ California Air Resources Board. 2008, December. Climate Change Scoping Plan, A Framework for Change.

⁴⁷ California Air Resources Board, 2017, California’s 2017 Climate Change Scoping Plan: The Strategy for Achieving California’s 2030 Greenhouse Gas Target, https://www.arb.ca.gov/cc/scopingplan/2030sp_pp_final.pdf, accessed on March 18, 2019.

California’s climate strategy will require contributions from all sectors of the economy, including enhanced focus on zero- and near-zero-emission (ZE/NZE) vehicle technologies; continued investment in renewables such as solar roofs, wind, and other types of distributed generation; greater use of low carbon fuels; integrated land conservation and development strategies; coordinated efforts to reduce emissions of short-lived climate pollutants (methane, black carbon, and fluorinated gases); and an increased focus on integrated land use planning to support livable, transit-connected communities and conserve agricultural and other lands. Requirements for GHG reductions at stationary sources complement local air pollution control efforts by the local air districts to tighten criteria air pollutants and TACs emissions limits on a broad spectrum of industrial sources. Major elements of the 2017 Scoping Plan framework include:

- Implementing and/or increasing the stringency of the standards for the various strategies covered under the Mobile Source Strategy, which includes increasing ZE buses and trucks.
- Low Carbon Fuel Standard (LCFS), with an increased stringency (18 percent by 2030).
- Implementation of SB 350, which expands the Renewables Portfolio Standard (RPS) to 50 percent RPS and doubles energy efficiency savings by 2030.
- California Sustainable Freight Action Plan, which improves freight system efficiency and utilizes near-zero emissions technology and deployment of ZE trucks.
- Implementing the proposed Short-Lived Climate Pollutant Strategy, which focuses on reducing methane and hydrofluorocarbon emissions by 40 percent and anthropogenic black carbon emissions by 50 percent by year 2030.
- Post-2020 Cap-and-Trade Program that includes declining caps.
- Continued implementation of SB 375, which sets regional targets for GHG emission reductions from passenger vehicles through changed land use patterns and improved transportation.
- Development of a Natural and Working Lands Action Plan to secure California’s land base as a net carbon sink.⁴⁸

In addition to the statewide strategies listed above, the 2017 Climate Change Scoping Plan also identified local governments as essential partners in achieving the state’s long-term GHG reduction goals and recommended local actions to reduce GHG emissions—for example, statewide targets of no more than 6 MTCO₂eq or less per capita by 2030 and 2 MTCO₂eq or less per capita by 2050. CARB recommends that local governments evaluate and adopt robust and quantitative locally appropriate goals that align with the statewide per capita targets and sustainable development objectives and develop plans to achieve the local goals. The statewide per capita goals were developed by applying the percent reductions necessary to reach the 2030 and 2050 climate goals (i.e., 40 percent and 80 percent, respectively) to the state’s 1990 emissions limit established under AB 32. For CEQA projects, CARB states that lead agencies have discretion to develop evidenced-based numeric thresholds (mass emissions, per capita, or per service population) consistent with the Scoping Plan and the state’s long-term GHG goals. To the degree a project relies on GHG mitigation measures, CARB recommends that lead agencies prioritize onsite design features that reduce emissions, especially from vehicle miles traveled (VMT), and

⁴⁸ California Air Resources Board, 2017, California’s 2017 Climate Change Scoping Plan: The Strategy for Achieving California’s 2030 Greenhouse Gas Target, https://www.arb.ca.gov/cc/scopingplan/2030sp_pp_final.pdf, accessed on March 18, 2019.

direct investments in GHG reductions within the project’s region that contribute potential air quality, health, and economic co-benefits. Where further project design or regional investments are infeasible or not proven to be effective, CARB recommends mitigating potential GHG impacts through purchasing and retiring carbon credits.⁴⁹

The Scoping Plan scenario is set against what is called the ~~business-as-usual~~ (BAU) yardstick—that is, what would the GHG emissions look like if the State did nothing at all beyond the existing policies that are required and already in place to achieve the 2020 limit. It includes the existing renewables requirements, advanced clean cars, the Low Carbon Fuel Standard (LCFS), and the SB 375 program for more vibrant communities, among others. However, it does not include a range of new policies or measures that have been developed or put into statute over the past two years. The known commitments are expected to result in emissions that are 60 MMTCO₂eq above the target in 2030. If the estimated GHG reductions from the known commitments are not realized due to delays in implementation or technology deployment, the post-2020 Cap-and-Trade Program would deliver the additional GHG reductions in the sectors it covers to ensure the 2030 target is achieved.⁵⁰

3.1.3.3.2 Mobile Sources

AB 1493 Vehicular Emissions: Prior to the U.S. EPA and NHTSA joint rulemaking, Governor Schwarzenegger signed Assembly Bill AB 1493 (2002). AB 1493 requires that CARB develop and adopt, by January 1, 2005, regulations that achieve “the maximum feasible reduction of greenhouse gases emitted by passenger vehicles and light-duty trucks and other vehicles determined by CARB to be vehicles whose primary use is noncommercial personal transportation in the state.” CARB originally approved regulations to reduce GHGs from passenger vehicles in September 2004, with the regulations to take effect in 2009 (see amendments to California Code of Regulations [CCR] Title 13 §§Sections 1900 and 1961 (~~13 CCR 1900, 1961~~), and the adoption of CCR Title 13 §Section 1961.1 (~~13 CCR 1961.1~~)). California’s first request to the U.S. EPA to implement GHG standards for passenger vehicles was made in December 2005 and subsequently denied by the U.S. EPA in March 2008. The U.S. EPA then granted California the authority to implement GHG emission reduction standards for new passenger cars, pickup trucks, and sport utility vehicles on June 30, 2009. On April 1, 2010, CARB filed amended regulations for passenger vehicles as part of California’s commitment toward the national program to reduce new passenger vehicle GHGs from 2012 through 2016. The amendments will prepare California to harmonize its rules with the federal Light-Duty Vehicle GHG Standards and CAFE Standards.

Low Carbon Fuel Standard (LCFS): In 2008 Scoping Plan, CARB identified the LCFS as one of the nine discrete early action GHG reduction measures. The LCFS is designed to decrease the carbon intensity of California’s transportation fuel pool and provide an increasing range of low-carbon and renewable alternatives, which reduce petroleum dependency and achieve air quality benefits. CARB approved the LCFS regulation in 2009 and began implementation on January 1, 2011, and has been amended several times since adoption. In 2018, CARB approved amendments to the regulation, which included strengthening and smoothing the carbon intensity benchmarks

⁴⁹ California Air Resources Board, 2017, California’s 2017 Climate Change Scoping Plan: The Strategy for Achieving California’s 2030 Greenhouse Gas Target, https://www.arb.ca.gov/cc/scopingplan/2030sp_pp_final.pdf, accessed on March 18, 2019.

⁵⁰ California Public Utilities Commission. 2020. Greenhouse Gas Cap-and-Trade Program. <https://www.cpuc.ca.gov/general.aspx?id=5932>, accessed on December 8, 2020.

through 2030, in line with California’s 2030 GHG emission reduction target enacted through SB 32, adding new crediting opportunities to promote zero emission vehicle adoption, alternative jet fuel, carbon capture and sequestration, and advanced technologies to achieve deep decarbonization in the transportation sector. The LCFS is designed to encourage the use of cleaner low-carbon transportation fuels in California and encourage the production of those fuels, and therefore reduce GHG emissions and decrease petroleum dependence in the transportation sector. The LCFS standards are expressed in terms of the ‘carbon intensity’ of gasoline and diesel fuel and their respective substitutes. The program is based on the principle that each fuel has ‘life cycle’ greenhouse gas emissions that include CO₂, CH₄, N₂O, and other GHG contributors. This life-cycle assessment examines the GHG emissions associated with the production, transportation, and use of a given fuel. The life-cycle assessment includes direct emissions associated with producing, transporting, and using the fuels as well as significant indirect effects on GHG emissions, such as changes in land use for some biofuels. The carbon intensity scores assessed for each fuel are compared to a declining carbon intensity benchmark for each year. Low carbon fuels below the benchmark generate credits, while fuels above the carbon intensity benchmark generate deficits. Providers of transportation fuels must demonstrate that the mix of fuels they supply for use in California meets the LCFS carbon intensity standards, or benchmarks, for each annual compliance period. A deficit generator meets its compliance obligation by ensuring that the amount of credits it earns or otherwise acquires from another party is equal to, or greater than, the deficits it has incurred.

EO S-1-07: Governor Schwarzenegger signed Executive Order S-1-07 in 2007 which established the transportation sector as the main source of GHG emissions in California. Executive Order S-1-07 proclaims that the transportation sector accounts for over 40 percent of statewide GHG emissions. Executive Order S-1-07 also establishes a goal to reduce the carbon intensity of transportation fuels sold in California by a minimum of 10 percent by 2020. In particular, Executive Order S-1-07 established the LCFS and directed the Secretary for Environmental Protection to coordinate the actions of the California Energy Commission (CEC), CARB, the University of California, and other agencies to develop and propose protocols for measuring the ‘life-cycle carbon intensity’ of transportation fuels. The analysis supporting development of the protocols was included in the State Alternative Fuels Plan adopted by CEC on December 24, 2007 and was submitted to CARB for consideration as an ‘early action’ item under AB 32. CARB adopted the LCFS on April 23, 2009.

EO B-16-2012: On March 23, 2012, the State announced that CARB, the ~~California Energy Commission~~ (CEC), the Public Utilities Commission, and other relevant agencies worked with the Plug-in Electric Vehicle Collaborative and the California Fuel Cell Partnership to establish benchmarks to accommodate ZE vehicles in major metropolitan areas, including infrastructure to support them (e.g., electric vehicle charging stations). The executive order also directed the number of ZE vehicles in California’s state vehicle fleet to increase through the normal course of fleet replacement so that at least 10 percent of fleet purchases of light-duty vehicles are ZE by 2015 and at least 25 percent by 2020. The executive order also establishes a target for the transportation sector of reducing GHG emissions 80 percent below 1990 levels.

EO N-79-20: On September 23, 2020 Governor Newsom signed Executive Order N-79-20 which identifies a goal that 100 percent of in-state sales of new passenger cars and trucks will be zero emission by 2035. Additionally, ~~this Executive Order identified fleet goals for trucks of~~ are that

100 percent of drayage trucks be zero emissions by 2035 and 100 percent of medium- and heavy-duty vehicles in the state be zero emission by 2045, for all operations where feasible. Additionally, the Executive Order identifies a goal for the state to transition to 100 percent zero-emission off-road vehicles and equipment by 2035 where feasible.

Senate Bill 44. The California Legislature passed-Senate Bill (SB) 44, acknowledging the ongoing need to evaluate opportunities for mobile source emissions reductions and requires CARB to update the 2016 Mobile Source Strategy by January 1, 2021, and every five years thereafter. Specifically, SB 44 requires CARB to update the 2016 Mobile Source Strategy to include a comprehensive strategy for the deployment of medium- and heavy-duty vehicles for the purpose of meeting air quality standards and reducing GHG emissions. It also directs CARB to set reasonable and achievable goals for reducing emissions by 2030 and 2050 from medium- and heavy-duty vehicles that are consistent with the state’s overall goals and maximizes the reduction of criteria air pollutants.

SB 375: SB 375, signed into law in September 2008, aligns regional transportation planning efforts, regional GHG reduction targets, and land use and housing allocation. As part of the alignment, SB 375 requires Metropolitan Planning Organizations (MPOs) to adopt a Sustainable Communities Strategy (SCS) or Alternative Planning Strategy (APS) which prescribes land use allocation in that MPO’s Regional Transportation Plan (RTP). CARB, in consultation with MPOs, is required to provide each affected region with reduction targets for GHGs emitted by passenger cars and light trucks in the region for the years 2020 and 2035. These reduction targets will be updated every eight years but can be updated every four years if advancements in emissions technologies affect the reduction strategies to achieve the targets. CARB is also charged with reviewing each MPO’s SCS or APS for consistency with its assigned GHG emission reduction targets. If MPOs do not meet the GHG reduction targets, transportation projects located in the MPO boundaries would not be eligible for funding programmed after January 1, 2012.

CARB appointed the Regional Targets Advisory Committee (RTAC), as required under SB 375, on January 23, 2009. The RTAC’s charge was to advise CARB on the factors to be considered and methodologies to be used for establishing regional targets. The RTAC provided its recommendation to CARB on September 29, 2009. CARB was required to adopt final targets by September 30, 2010.⁵¹

CARB is required to update the targets for the MPOs every eight years. CARB adopted revised SB 375 targets for the MPOs in March 2018.^{52, 53} The updated targets become effective on October 1, 2018. The targets consider the need to further reduce VMT, as identified in the 2017 Scoping Plan Update (for SB 32), while balancing the need for additional and more flexible revenue sources to incentivize positive planning and action toward sustainable communities. Like the 2010 targets, the updated SB 375 targets are in units of percent per capita reduction in GHG emissions from automobiles and light trucks relative to 2005; this excludes reductions anticipated from implementation of state technology and fuels strategies and any potential future state strategies,

⁵¹ California Air Resources Board 2010, August. Staff Report Proposed Regional Greenhouse Gas Emission Reduction Targets for Automobiles and Light Trucks Pursuant to Senate Bill 375.

⁵² California Air Resources Board, 2018, SB 375 Regional Greenhouse Gas Emissions Reduction Targets https://ww2.arb.ca.gov/sites/default/files/2020-06/SB375_Final_Targets_2018.pdf, accessed on December 8, 2020.

⁵³ California Air Resources Board, 2018, Updated Final Staff Report: Proposed Update to the SB 375 Greenhouse Gas Emissions Reduction Targets.

such as statewide road user pricing. The proposed targets call for greater per-capita GHG emission reductions from SB 375 than are currently in place, which for 2035 translate into proposed targets that either match or exceed the emission reduction levels in the MPOs' currently adopted SCS to achieve the SB 375 targets. For the next round of SCS updates, CARB's updated targets for the SCAG region are an 8 percent per capita GHG reduction in 2020 from 2005 levels (unchanged from the 2010 target) and a 19 percent per capita GHG reduction in 2035 from 2005 levels (compared to the 2010 target of 13 percent).⁵⁴ CARB adopted the updated targets and methodology on March 22, 2018. All SCSs adopted after October 1, 2018, are subject to these new targets.

SCAG's Regional Transportation Plan / Sustainable Communities Strategy: SB 375 requires each MPO to prepare a sustainable communities strategy in its regional transportation plan. SCAG released the draft 2020-2045 RTP/SCS (Connect SoCal) on November 7, 2019. On September 3, 2020, SCAG's Regional Council unanimously voted to approve and fully adopt the Connect SoCal Plan.⁵⁵ In general, the SCS outlines a development pattern for the region that, when integrated with the transportation network and other transportation measures and policies, would reduce vehicle miles traveled from automobiles and light duty trucks and thereby reduce GHG emissions from these sources.

Connect SoCal focuses on the continued efforts of the previous RTP/SCSs to integrate transportation and land uses strategies in development of the SCAG region through horizon year 2045. Connect SoCal forecasts that the SCAG region will meet its GHG per capita reduction targets of 8 percent by 2020 and 19 percent by 2035. Additionally, Connect SoCal also forecasts that implementation of the plan will reduce VMT per capita in year 2045 by 4.1 percent compared to baseline conditions for that year. Connect SoCal includes a 'Core Vision' that centers on maintaining and better managing the transportation network for moving people and goods while expanding mobility choices by locating housing, jobs, and transit closer together and increasing investments in transit and complete streets.

3.1.3.3.3 Adaptation

EO S-13-08: Governor Schwarzenegger signed Executive Order S-13-08 on November 14, 2008, which directed California to develop methods for adapting to climate change through preparation of a statewide plan. Executive Order S-13-08 directed OPR, in cooperation with the Natural Resources Agency, to provide land use planning guidance related to sea level rise and other climate change impacts by May 30, 2009. Executive Order S-13-08 also directed the Natural Resources Agency to develop a state Climate Adaptation Strategy by June 30, 2009, and to convene an independent panel to complete the first California Sea Level Rise Assessment Report. The assessment report was required to be completed by December 1, 2010, and required to meet the following four criteria:

1. Project the relative sea level rise specific to California by taking into account issues such as coastal erosion rates, tidal impacts, El Niño and La Niña events, storm surge, and land subsidence rates.
2. Identify the range of uncertainty in selected sea level rise projections.

⁵⁴ California Air Resources Board. 2018, February. Proposed Update to the SB 375 Greenhouse Gas Emission Reduction Targets. https://www.arb.ca.gov/cc/sb375/sb375_target_update_final_staff_report_feb2018.pdf.

⁵⁵ Southern California Association of Governments (SCAG). 2020, September. Adopted Final Connect SoCal. <https://scag.ca.gov/read-plan-adopted-final-plan>, accessed December 8, 2020.

3. Synthesize existing information on projected sea level rise impacts to state infrastructure (e.g., roads, public facilities, beaches), natural areas, and coastal and marine ecosystems.
4. Discuss future research needs relating to sea level rise in California.

3.1.3.3.4 *Energy*

SB 1078, SB 107, and Executive Order S-14-08: SB 1078 (Chapter 516, Statutes of 2002) requires retail sellers of electricity, including investor-owned utilities and community choice aggregators, to provide at least 20 percent of their supply from renewable sources by 2017. SB 107 (Chapter 464, Statutes of 2006) changed the target date to 2010. In November 2008, Governor Schwarzenegger signed Executive Order S-14-08, which expands the state’s Renewable Portfolio Standard to 33 percent renewable power by 2020.

SB X-1-2: SB X1-2 was signed by Governor Brown in April 2011. SB X1-2 created a new Renewables Portfolio Standard (RPS), which pre-empted CARB’s 33 percent Renewable Electricity Standard. The new RPS applies to all electricity retailers in the state, including publicly owned utilities (POUs), investor-owned utilities, electricity service providers, and community choice aggregators. These entities must adopt the new RPS goals of 20 percent of retail sales from renewables by the end of 2013, 25 percent by the end of 2016, and the 33 percent requirement by the end of 2020.

SB 1368: SB 1368 is the companion bill of AB 32 and was signed by Governor Schwarzenegger in September 2006. SB 1368 required the CPUC to establish a GHG emission performance standard for baseload generation from investor-owned utilities (IOUs) by February 1, 2007. The CEC was also required to establish a similar standard for local, publicly owned utilities by June 30, 2007. These standards cannot exceed the greenhouse gas emission rate from a baseload combined-cycle, natural-gas-fired plant. The legislation further required that all electricity provided to California, including imported electricity, must be generated from plants that meet the standards set by the ~~Public Utilities Commission (CPUC)~~ and CEC.

Senate Bill 350: Senate Bill 350 (~~de Leon~~) was signed into law September 2015 and establishes tiered increases to the RPS—40 percent by 2024, 45 percent by 2027, and 50 percent by 2030. SB 350 also set a new goal to double the energy-efficiency savings in electricity and natural gas through energy efficiency and conservation measures.

Senate Bill 100: On September 10, 2018, Governor Brown signed SB 100. Under SB 100, the RPS for public-owned facilities and retail sellers consist of 44 percent renewable energy by 2024, 52 percent by 2027, and 60 percent by 2030. Additionally, SB 100 also established a new RPS requirement of 50 percent by 2026. Furthermore, the bill establishes an overall state policy that eligible renewable energy resources and zero-carbon resources supply 100 percent of all retail sales of electricity to California end-use customers and 100 percent of electricity procured to serve all state agencies by December 31, 2045. Under the bill, the state cannot increase carbon emissions elsewhere in the western grid or allow resource shuffling to achieve the 100 percent carbon-free electricity target.

Executive Order B-55-18: Executive Order B-55-18, signed September 10, 2018, sets a goal “to achieve carbon neutrality as soon as possible, and no later than 2045, and achieve and maintain net negative emissions thereafter.” Executive Order B-55-18 directs CARB to work with relevant state agencies to ensure future Scoping Plans identify and recommend measures to achieve the

carbon neutrality goal. The goal of carbon neutrality by 2045 is in addition to other statewide goals, meaning not only should emissions be reduced to 80 percent below 1990 levels by 2050, but that, by no later than 2045, the remaining emissions be offset by equivalent net removals of CO₂eq from the atmosphere, including through sequestration in forests, soils, and other natural landscapes.

Assembly Bill 2127: This bill requires the California Energy Commission (CEC), working with CARB and the California Public Utilities Commission (CPUC), to prepare and biennially update a statewide assessment of the electric vehicle charging infrastructure needed to support the levels of electric vehicle adoption required for the state to meet its goals of putting at least 5five million zero-emission vehicles on California roads by 2030 and of reducing emissions of greenhouse gases to 40 percent below 1990 levels by 2030. The bill requires the CEC to regularly seek data and input from stakeholders relating to electric vehicle charging infrastructure.⁵⁶

California Building Code – Building Energy Efficiency Standards: Energy conservation standards for new residential and non-residential buildings were adopted by the California Energy Resources Conservation and Development Commission (now the CEC) in June 1977 (~~Title 24 CCR Part 6, of the California Code of Regulations [CCR]~~). Title 24 requires the design of building shells and building components to conserve energy. The standards are updated periodically to allow for consideration and possible incorporation of new energy efficiency technologies and methods. The 2019 Building Energy Efficiency Standards were adopted on May 9, 2018, and went into effect on January 1, 2020. The 2019 standards move toward cutting energy use in new homes by more than 50 percent and will require installation of solar photovoltaic systems for single-family homes and multifamily buildings of three stories and less. The 2019 standards focus on four key areas: 1) smart residential photovoltaic systems; 2) updated thermal envelope standards (preventing heat transfer from the interior to exterior and vice versa); 3) residential and nonresidential ventilation requirements; 4) and nonresidential lighting requirements.⁵⁷

California Building Code – CALGreen: On July 17, 2008, the California Building Standards Commission adopted the nation's first green building standards. The California Green Building Standards Code (24 CCR, Part 11, known as 'CALGreen') was adopted as part of the California Building Standards Code. CALGreen established planning and design standards for sustainable site development, energy efficiency (in excess of the California Energy Code requirements), water conservation, material conservation, and internal air contaminants.⁵⁸ The mandatory provisions of the California Green Building Code Standards became effective January 1, 2011, and were last updated in 2019. The 2019 CALGreen standards became effective January 1, 2020. Section 5.408 of CALGreen also requires that at least 65 percent of the nonhazardous construction and demolition waste from nonresidential construction operations be recycled and/or salvaged for reuse.

⁵⁶ California Legislative Information, September 14, 2018, AB-2127 Electric Vehicle Charging Infrastructure: Assessment, https://leginfo.ca.gov/faces/billTextClient.xhtml?bill_id=201720180AB2127, accessed December 17, 2020.

⁵⁷ California Energy Commission (CEC). 2018. News Release: Energy Commission Adopts Standards Requiring Solar Systems for New Homes, First in Nation. http://www.energy.ca.gov/releases/2018_releases/2018-05-09_building_standards_adopted_nr.html. Accessed December 8, 2020.

⁵⁸ The green building standards became mandatory in the 2010 edition of the code.

3.1.3.3.5 *Short-Lived Climate Pollutants*

SB 1383: On September 19, 2016, the governor signed SB 1383 to supplement the GHG reduction strategies in the Scoping Plan to consider short-lived climate pollutants, including black carbon and methane. Black carbon is the light-absorbing component of fine particulate matter produced during incomplete combustion of fuels. SB 1383 required CARB, no later than January 1, 2018, to approve and begin implementing a comprehensive strategy to reduce emissions of short-lived climate pollutants to achieve a reduction in methane by 40 percent, hydrofluorocarbon gases by 40 percent, and anthropogenic black carbon by 50 percent below 2013 levels by 2030, as specified. On March 14, 2017, CARB adopted the “Final Proposed Short-Lived Climate Pollutant Reduction Strategy,” which identifies the state’s approach to reducing anthropogenic and biogenic sources of short-lived climate pollutants. Anthropogenic sources of black carbon include on- and off-road transportation, residential wood burning, fuel combustion (charbroiling), and industrial processes. According to CARB, ambient levels of black carbon in California are 90 percent lower than in the early 1960s despite the tripling of diesel fuel use. In-use on-road rules are expected to reduce black carbon emissions from on-road sources by 80 percent between 2000 and 2020.

3.1.3.3.6 *Ozone Depleting Substances (ODSs)*

Refrigerant Management Program: As part implementing AB 32, CARB also adopted a Refrigerant Management Program in 2009. The Refrigerant Management Program is designed to reduce GHG emissions from stationary sources through refrigerant leak detection and monitoring, leak repair, system retirement and retrofitting, reporting and recordkeeping, and proper refrigerant cylinder use, sale, and disposal.

HFC Emission Reduction Measures for Mobile Air Conditioning – Regulation for Small Containers of Automotive Refrigerant: The Regulation for Small Containers of Automotive Refrigerant applies to the sale, use, and disposal of small containers of automotive refrigerant with a GWP greater than 150. Emission reductions are achieved through implementation of four requirements: 1) use of a self-sealing valve on the container, 2) improved labeling instructions, 3) a deposit and recycling program for small containers, and 4) an education program that emphasizes best practices for vehicle recharging. This regulation went into effect on January 1, 2010, with a one-year sell-through period for containers manufactured before January 1, 2010. The target recycle rate is initially set at 90 percent, and rose to 95 percent beginning January 1, 2012.

3.1.3.4 *South Coast AQMD Regulations and Policies*

The South Coast AQMD adopted a "Policy on Global Warming and Stratospheric Ozone Depletion" on April 6, 1990. The policy commits the South Coast AQMD to consider global impacts in rulemaking and in drafting revisions to the AQMP. In March 1992, the South Coast AQMD Governing Board reaffirmed this policy and adopted amendments to the policy to include support of the adoption of a California GHG emission reduction goal.

Basin GHG Policy and Inventory: The South Coast AQMD has established a policy, adopted by the South Coast AQMD Governing Board at its September 5, 2008 meeting, to actively seek opportunities to reduce emissions of criteria, toxic, and climate change pollutants. The policy includes the intent to assist businesses and local governments implementing climate change measures, decrease the agency’s carbon footprint, and provide climate change information to the public.

3.1.3.4.1 South Coast AQMD's Ozone Depleting Substances (ODS) Policies and Rules

Policy on Global Warming and Stratospheric Ozone Depletion. The South Coast AQMD adopted a “Policy on Global Warming and Stratospheric Ozone Depletion” on April 6, 1990. The policy targeted a transition away from CFCs as an industrial refrigerant and propellant in aerosol cans. In March 1992, the South Coast AQMD Governing Board reaffirmed this policy and adopted amendments to the policy to include the following directives for ODSs:

- Phase out the use and corresponding emissions of CFCs, methyl chloroform (1,1,1-trichloroethane or TCA), carbon tetrachloride, and halons by December 1995.
- Phase out the large quantity use and corresponding emissions of HCFCs by the year 2000.
- Develop recycling regulations for HCFCs.
- Develop an emissions inventory and control strategy for methyl bromide.

3.2 ENERGY

This section describes the existing conditions related to energy within the South Coast AQMD's jurisdiction, including the regulatory framework for energy. Several federal and state laws have been enacted to regulate fuel economy standards, mandate environmentally sound transportation planning, increase the use of renewable energy resources and alternative fuels, provide the nation with greater energy independence and security, and adequately plan for California's future energy needs. The most relevant energy laws and regulations are summarized later in this section.

3.2.1 Existing Energy Providers

According to the Draft WAIRE Menu Technical Report,¹ warehouses over 100,000 square feet in South Coast AQMD's jurisdiction are primarily serviced by Southern California Edison (SCE) (75 percent of service area) and the Los Angeles Department of Water and Power (LADWP) (8 percent of service area).²

- **SCE** – SCE's service area spans much of southern California—from Orange and Riverside counties in the south to Santa Barbara County in the west to Mono County in the north.³ The total electricity consumption in SCE's service area in gigawatt-hours (GWh) was 105,162 GWh in 2019.⁴ The total mid-electricity consumption in SCE's service area is forecast to increase by approximately 10,000 GWh between 2018 and 2030.⁵
- **LADWP** – The LADWP service area spans much of the urban areas of Los Angeles County with a total electricity consumption of 23,402 GWh in 2019.⁶ Based on LADWP's 2017 Power Strategic Long-Term Resource Plan, LADWP forecasts that its total retail sales in the 2021–2022 fiscal year will be 22,613 GWh of electricity.⁷

According to the CEC, transportation accounts for nearly 37 percent of California's total energy consumption in 2014.⁸ In 2019, California consumed 15.4 billion gallons of gasoline and 3.7

¹ Draft WAIRE Menu Technical Report, Version 3/3/2020, available on South Coast AQMD's website at http://www.aqmd.gov/docs/default-source/planning/fbmsm-docs/waire-menu-technical-report_draft_3-3-20.pdf?sfvrsn=6

² Other electricity service providers include, the City of Industry (6 percent of service area), City of Vernon (3 percent), City of Anaheim (2 percent), and Moreno Valley (1 percent).

³ California Energy Commission, February 24, 2015, California Energy Utility Service Areas https://images.landsofamerica.com/imgs6/cb/04/57/CAElectric_Service_Areas_Detail_d788.pdf, accessed December 16, 2020.

⁴ California Energy Commission, 2016, Electricity Consumption by Planning Area, <http://www.ecdms.energy.ca.gov/elecbyplan.aspx>, accessed December 16, 2020.

⁵ California Energy Commission, April 19, 2018, California Energy Demand 2018-2030 Revised Forecast, <https://www.energy.ca.gov/data-reports/reports/integrated-energy-policy-report/2017-integrated-energy-policy-report/2017-iepr>, accessed December 17, 2020.

⁶ California Energy Commission, 2016, Electricity Consumption by Planning Area, <http://www.ecdms.energy.ca.gov/elecbyplan.aspx>, accessed December 16, 2020.

⁷ Los Angeles Department of Water and Power, December 2017, 2017 Power Strategic Long-Term Resource Plan, https://www.ladwp.com/ladwp/faces/wcnav_externalId/a-p-doc?_adf.ctrl-state=ktddnyxka_4&_afLoop=353019973497746, accessed December 17, 2020.

⁸ California Energy Commission. 2017, January. 2016 Appliance Efficiency Regulations. <https://ww2.energy.ca.gov/2017publications/CEC-400-2017-002/CEC-400-2017-002.pdf>.

billion gallons of diesel fuel.^{9,10} Petroleum-based fuels currently account for 90 percent of California's transportation energy sources.¹¹ However, the State is now working on developing flexible strategies to reduce petroleum use. Over the last decade, California has implemented several policies, rules, and regulations to improve vehicle efficiency, increase the development and use of alternative fuels, reduce air pollutants and GHGs from the transportation sector, and reduce VMT. Accordingly, gasoline consumption in California has declined. The CEC predicts that the demand for gasoline will continue to decline over the next 10 years, and there will be an increase in the use of alternative fuels.¹² Per CEC fuel sales data, on-road transportation sources for Los Angeles County, Orange County, Riverside County, and San Bernardino County consumed a combined 6.9 billion gallons of gasoline and 1.3 billion gallons of diesel fuel in 2019.^{13,14}

3.2.2 Energy Regulations and Plans

3.2.2.1 Federal Regulations and Plans

Federal Energy Policy and Conservation Act: The Energy Policy and Conservation Act (EPCA) of 1975 was established in response to the 1973 oil crisis. The Act created the Strategic Petroleum Reserve, established vehicle fuel economy standards, and prohibited the export of U.S. crude oil (with a few limited exceptions). EPCA created Corporate Average Fuel Economy (CAFE) standards for passenger cars starting in model year 1978. CAFE Standards are updated periodically to account for changes in vehicle technologies, driver behavior, and/or driving conditions.

Energy Independence and Security Act of 2007: The Energy Independence and Security Act of 2007 (Public Law 110-140) seeks to provide the nation with greater energy independence and security by increasing the production of clean renewable fuels; improving vehicle fuel economy; and increasing the efficiency of products, buildings, and vehicles. It also seeks to improve the energy performance of the federal government. The Act sets increased CAFE Standards; the Renewable Fuel Standard; appliance energy efficiency standards; building energy efficiency standards; and accelerated research and development tasks on renewable energy sources (e.g., solar energy, geothermal energy, and marine and hydrokinetic renewable energy technologies), carbon capture, and sequestration.¹⁵

Update to Corporate Average Fuel Economy Standards (2021 to 2026): The federal government issued new CAFE standards in 2012 for model years 2017 to 2025, which required a fleet average of 54.5 miles per gallon in 2025. On March 30, 2020, the U.S. EPA finalized an updated CAFE and GHG emissions standards for passenger cars and light trucks and established new standards covering model years 2021 through 2026, known as The Safer Affordable Fuel

⁹ California Energy Commission. 2020, September 22. 2019 California Annual Retail Fuel Outlet Report Results (CEC-A15). <https://www.energy.ca.gov/sites/default/files/2020-10/2010-2019%20CEC-A15%20Results%20and%20Analysis.xlsx>.

¹⁰ Diesel is adjusted to account for retail (47.2 percent) and non-retail (52.8 percent) diesel sales.

¹¹ California Energy Commission, October 13, 2020, 2020-2021 Investment Plan Update for the Clean Transportation Program, <https://www.energy.ca.gov/programs-and-topics/programs/clean-transportation-program/clean-transportation-program-investment-5>, accessed December 15, 2020.

¹² California Energy Commission. 2020, February 20. 2019 Integrated Energy Policy Report. <https://efiling.energy.ca.gov/getdocument.aspx?tn=232922>.

¹³ California Energy Commission. 2020, September 22. 2019 California Annual Retail Fuel Outlet Report Results (CEC-A15). <https://www.energy.ca.gov/sites/default/files/2020-10/2010-2019%20CEC-A15%20Results%20and%20Analysis.xlsx>.

¹⁴ Diesel is adjusted to account for retail (47.2 percent) and non-retail (52.8 percent) diesel sales.

¹⁵ United States Environmental Protection Agency. 2019, May 6, Summary of the Energy Independence and Security Act Public Law 110-140 (2007). <https://www.epa.gov/laws-regulations/summary-energy-independence-and-security-act>

Efficient (SAFE) Vehicles Final Rule for Model Years 2021-2026. Under SAFE, the fuel economy standards would have increased 1.5 percent per year compared to the 5 percent per year under the CAFE standards established in 2012. Overall, SAFE would have required a fleet average of 40.4 MPG for model year 2026 vehicles.¹⁶ However, a consortium of automakers and the state of California have agreed on a voluntary framework to reduce emissions that can serve as an alternative path forward for clean vehicle standards nationwide. Automakers that agreed to the framework include Ford, Honda, BMW of North America, Volkswagen Group of America, GM, and Nissan. The framework supports continued annual reductions of vehicle GHG emissions through the 2026 model year, encourages innovation to accelerate the transition to electric vehicles, and provides industry the certainty needed to make investments and create jobs. This commitment means that the auto companies party to the voluntary agreement will only sell cars in the United States that meet these standards.¹⁷ President Biden has signed an Executive Order directing the U.S. EPA to revise the SAFE Vehicles Rule Parts One and Two with Part One by April 2021 and Part Two by July 2021, respectively .

Phases 1 and 2 Heavy-Duty Vehicle GHG Standards: Fuel efficiency standards for medium- and heavy-duty trucks have been jointly developed by the U.S. EPA-United States Environmental Protection Agency (EPA) and the National Highway Traffic Safety Administration (NHTSA). The Phase 1 heavy-duty truck standards apply to combination tractors, heavy-duty pickup trucks and vans, and vocational vehicles for model years 2014 through 2018, and result in a reduction in fuel consumption from 6 to 23 percent over the 2010 baseline, depending on the vehicle type.¹⁸ The U.S. EPA and NHTSA have also adopted the Phase 2 heavy-duty truck standards, which cover model years 2021 through 2027 and require the phase-in of a 5 to 25 percent reduction in fuel consumption over the 2017 baseline, depending on the compliance year and vehicle type.¹⁹

3.2.2.2 State Regulations and Plans

Renewables Portfolio Standard: The California Renewables Portfolio Standard (RPS) was established in 2002 under SB 1078 and was amended in 2006, 2011 and 2018. The RPS program requires investor-owned utilities (IOU), electric service providers (ESP), and community choice aggregators (CCA) to increase the use of eligible renewable energy resources to 33 percent of total procurement by 2020. The California Public Utilities Commission (CPUC) is required to provide quarterly progress reports on progress toward RPS goals. This has accelerated the development of renewable energy projects throughout the state.

All electricity retail sellers had an interim target between compliance periods to serve at least 27 percent of their load with RPS-eligible resources by December 31, 2017. In general, retail sellers either met or exceeded the interim 27 percent target and are on track to achieve their compliance requirements. California's three large IOUs collectively served 36 percent of their 2017 retail

¹⁶ The Safer Affordable Fuel-Efficient (SAFE) Vehicles Rule for Model Years 2021-2026 Passenger Cars and Light Trucks: Final Rule, Vol. 85 Federal Register, No. 84 (April 30, 2020).

¹⁷ California Air Resources Board. 2019, July 25, California and major automakers reach groundbreaking framework agreement on clean emission standards, <https://ww2.arb.ca.gov/news/california-and-major-automakers-reach-groundbreaking-framework-agreement-clean-emission>

¹⁸ United States Environmental Protection Agency. 2011, August. Fact Sheet: EPA and NHTSA Adopt First-Ever Program to Reduce Greenhouse Gas Emissions and Improve Fuel Efficiency of Medium- and Heavy-Duty Vehicles. <https://nepis.epa.gov/Exe/ZyPDF.cgi/P100BOT1.PDF?Dockey=P100BOT1.PDF>.

¹⁹ Greenhouse Gas Emissions and Fuel Efficiency Standards for Medium- and Heavy-Duty Engines and Vehicles – Phase 2, Vol. 81 Federal Register, No. 206 (October 25, 2016).

electricity sales with renewable power. The small and multi-jurisdictional utilities (SMJUs) and ESPs served roughly 27 percent of retail sales with renewables, and CCAs collectively served 50 percent of retail sales with renewable power.²⁰ Senate Bill 350 (SB 350) was signed into law September 2015, establishing tiered increases to the RPS—40 percent by 2024, 45 percent by 2027, and 50 percent by 2030. SB 350 also set a new goal to double the energy-efficiency savings in electricity and natural gas through energy efficiency and conservation measures. Senate Bill 100 (SB 100), passed in 2018, replaces the RPS requirements of SB 350. Under SB 100, the RPS for publicly owned facilities and retail sellers consist of 44 percent renewable energy by 2024, 52 percent by 2027, and 60 percent by 2030, and establishes an overall State policy that puts California on the path to 100 percent fossil-fuel-free electricity by the year 2045.

State Alternative Fuel Plan: Assembly Bill 1007 requires the CEC to prepare a plan to increase the use of alternative fuels in California. The State Alternative Fuels Plan was prepared by the ~~California Energy Commission (CEC)~~ with the ~~California Air Resources Board (CARB)~~ and in consultation with other federal, state, and local agencies to reduce petroleum consumption, increase use of alternative fuels (e.g., ethanol, natural gas, liquefied petroleum gas, electricity, and hydrogen), reduce GHG emissions, and increase in-state production of biofuels. The State Alternative Fuels Plan recommends a strategy that combines private capital investment, financial incentives, and advanced technology that will increase the use of alternative fuels, result in significant improvements in the energy efficiency of vehicles, and reduce trips and vehicle miles traveled (VMT) through changes in travel habits and land management policies. The Alternative Fuels and Vehicle Technologies Funding Program legislation (Assembly Bill 118, Statutes of 2007) proactively implements this plan.²¹

Assembly Bill 2127: This bill ~~would~~ requires the CEC, working with CARB and the CPUC, to prepare and biennially update a statewide assessment of the electric vehicle charging infrastructure needed to support the levels of electric vehicle adoption required for the state to meet its goals of putting at least 5 million zero-emission vehicles on California roads by 2030 and of reducing emissions of greenhouse gases to 40% below 1990 levels by 2030. The bill would require the CEC to regularly seek data and input from stakeholders relating to electric vehicle charging infrastructure.²²

Executive Order (EO) N-79-20: On September 23, 2020, Governor Newsom signed an executive order directing state agencies to pursue aggressive goals towards zero emissions technologies. Key directives include:

- CARB shall develop and propose car and truck regulations with increasing zero emissions percentages such that by 2035 all in-state sales are zero emissions.
- CARB shall also pursue regulations to achieve a 100 percent zero emissions medium-duty and heavy-duty fleet by 2045.

²⁰ California Public Utilities Commission (CPUC). 2020, July 20 (accessed). Current Renewable Procurement Status. <https://www.cpuc.ca.gov/rps>

²¹ California Energy Commission. 2007, December. State Alternative Fuels Plan. <http://web.archive.org/web/20171120094050/http://www.energy.ca.gov/2007publications/CEC-600-2007-011/CEC-600-2007-011-CMF.PDF>.

²² California Legislative Information, September 14, 2018, AB-2127 Electric Vehicle Charging Infrastructure: Assessment, https://leginfo.legislature.ca.gov/faces/billTextClient.xhtml?bill_id=201720180AB2127, accessed December 17, 2020.

- CARB shall develop, in coordination with state agencies, U.S. EPA, and local air districts, strategies to achieve 100 percent zero emissions operations for off-road vehicles by 2035.²³

Warren-Alquist Act: Established in 1974, the Warren-Alquist Act created the CEC in response to the energy crisis of the early 1970s and the state’s unsustainable growing demand for energy resources. The CEC’s core responsibilities include advancing state energy policy, encouraging energy efficiency, certifying thermal power plants, investing in energy innovation, developing renewable energy, transforming transportation, and preparing for energy emergencies. The Warren-Alquist Act is updated every year to address current energy needs and issues, with its latest edition in January 2020.

California Energy Action Plan: On May 8, 2003, the CEC and CPUC approved the California Energy Action Plan. The plan establishes shared goals and proposes specific actions to ensure that adequate, reliable, and reasonably priced electrical power and natural gas supplies are achieved and provided through policies, strategies, and actions that are cost-effective and environmentally sound for California’s consumers and taxpayers. On August 25, 2005, the Energy Action Plan II was approved which identifies further actions necessary to meet California’s future energy needs. Subsequently, in 2008, the Energy Action Plan update was published, which examines the state’s ongoing actions in the context of global climate change.

Assembly Bill 1493: California vehicle GHG emission standards were enacted under Assembly Bill 1493 (Pavley I). Pavley I was a clean-car standard that reduced GHG emissions from new passenger vehicles (light-duty auto to medium-duty vehicles) from 2009 through 2016, including a 30 percent reduction of GHG emissions in 2016. California implements the Pavley I standards through a waiver granted to California by the US EPA.

Low Carbon Fuel Standard: (LCFS) established in 2007 through Executive Order S-1-07 and administered by CARB, requires producers of petroleum-based fuels to reduce the carbon intensity of their products, starting with 0.25 percent in 2011 and culminating in a 10 percent total reduction in 2020.²⁴ Petroleum importers, refiners, and wholesalers can either develop their own low carbon fuel products, or buy LCFS credits from other companies that develop and sell low carbon alternative fuels, such as biofuels, electricity, natural gas, and hydrogen.²⁵

Senate Bill 1505: (Health and Safety Code Sections 43868 and 43869) requires, on a statewide basis, at least 33.3 percent of hydrogen produced for or dispensed by fueling stations that receive state funds be from renewable resources once production of hydrogen in the state reaches 3,500 metric tons per year.

Senate Bill 1389: (Public Resources Code Sections 25300–25323; SB 1389) requires the development of an integrated plan for electricity, natural gas, and transportation fuels. The CEC must adopt and transmit to the governor and legislature an Integrated Energy Policy Report (IEPR) every two years. Investor owned utilities (IOUs) forecast improvements to the electric grid to accommodate the future energy demand as part of the California Energy Commission’s (CEC)

²³ California, Office of Governor Gavin Newsom. 2020, September 23. Executive Order N-79-20. <https://www.gov.ca.gov/wp-content/uploads/2020/09/9.23.20-EO-N-79-20-text.pdf>

²⁴ California Air Resources Board, 2016, February 2 (reviewed), Low Carbon Fuel Standard Program Background. <https://ww3.arb.ca.gov/fuels/lcfs/lcfs-background.htm>.

²⁵ California Air Resources Board, 2016, February 2 (reviewed), Low Carbon Fuel Standard Program Background. <https://ww3.arb.ca.gov/fuels/lcfs/lcfs-background.htm>.

biennial IEPR. As identified in the 2019 IEPR, California is aggressively pursuing the deployment of ZE vehicles through regulations administered by CARB (e.g., the Advanced Clean Cars rulemaking and the Innovative Clean Transit Regulation) and incentives (such as the Clean Vehicle Rebate Project and the Low Carbon Transportation Program). The report contains an integrated assessment of major energy trends and issues facing California's electricity, natural gas, and transportation fuel sectors. The report provides policy recommendations to conserve resources; protect the environment; ensure reliable, secure, and diverse energy supplies; enhance the state's economy; and protect public health and safety.²⁶

3.2.2.2.1 California Air Resources Board

Advanced Clean Car Program: Closely associated with the Pavley regulations, the Advanced Clean Cars emissions-control program was approved by CARB in 2012.²⁷ The program combines the control of smog, soot, and GHGs with requirements for greater numbers of zero-emission vehicles for model years 2015–2025.²⁸ The components of the Advanced Clean Cars program include the Low-Emission Vehicle (LEV) regulations that reduce criteria pollutants and GHG emissions from light- and medium-duty vehicles, and the ~~Zero-Emission (ZE)~~ vehicle regulation, which requires manufacturers to produce an increasing number of pure ZE vehicles (meaning battery electric and fuel cell electric vehicles), with provisions to also produce plug-in hybrid electric vehicles (PHEV) in the 2018 through 2025 model years.²⁹

Airborne Toxic Control Measure to Limit Diesel-Fueled Commercial Motor Vehicle Idling: Title 13, California Code of Regulations, Division 3, Chapter 10, Section 2435, was adopted to reduce public exposure to diesel particulate matter and other air contaminants by limiting the idling of diesel-fueled commercial motor vehicles. This section applies to diesel-fueled commercial motor vehicles with gross vehicular weight ratings of greater than 10,000 pounds that are or must be licensed for operation on highways. Reducing idling of diesel-fueled commercial motor vehicles reduces the amount of petroleum-based fuel used by the vehicle.

Regulation to Reduce Emissions of Diesel Particulate Matter, Oxides of Nitrogen and other Criteria Pollutants, from In-Use Heavy-Duty Diesel-Fueled Vehicles: Title 13, California Code of Regulations, Division 3, Chapter 1, Section 2025, was adopted to reduce diesel particulate matter (DPM), nitrogen oxides (NOx), and other criteria pollutants from in-use diesel-fueled vehicles. This regulation is phased, with full implementation by 2023. The regulation aims to reduce emissions by requiring the installation of diesel soot filters and encouraging the retirement, replacement, or repower of older, dirtier engines with newer emission-controlled models. The newer emission-controlled models would use petroleum-based fuel in a more efficient manner.

²⁶ California Energy Commission (CEC). Integrated Energy Policy Report (IEPR). <https://www.energy.ca.gov/data-reports/reports/integrated-energy-policy-report>

²⁷ California Air Resources Board, 2020, January 6 (accessed). California's Advanced Clean Cars Program, www.arb.ca.gov/msprog/acc/acc.htm

²⁸ California Air Resources Board, 2020, January 6 (accessed). California's Advanced Clean Cars Program, www.arb.ca.gov/msprog/acc/acc.htm

²⁹ California Air Resources Board, 2020, January 6 (accessed). California's Advanced Clean Cars Program, www.arb.ca.gov/msprog/acc/acc.htm

3.3 HAZARDOUS MATERIALS AND SOLID AND HAZARDOUS WASTE

By incentivizing the transition from gasoline- and diesel-fueled vehicles to NZE and ZE vehicles, the proposed project would decrease the use of lead acid batteries used in conventional vehicles but would increase the use of nickel metal hydride (NiMH), nickel cadmium (NiCad), and lithium ion (Li-ion) batteries and fuel cells during the operational phase. The increase in NiMH, NiCad, and Li-ion batteries and in fuel cells is due to WAIRE menu implementation actions related to acquiring and/or using ZE trucks, ZE yard trucks, and solar panel systems. These batteries and fuel cells would need to be disposed of or recycled and could therefore have impacts associated with hazardous waste. The spent batteries and fuel cells could exceed the capacity of local recycling infrastructure or have hazardous waste impacts associated with disposal of the batteries and fuel cells. This section summarizes the most relevant laws and regulations associated with these impacts.

3.3.1 Disposal of Hazardous Spent Batteries and Fuel Cells

Gasoline- and diesel-fueled vehicles commonly run on lead-acid batteries found in conventional automobiles and trucks. Lead-acid batteries are considered hazardous waste and are disposed of and processed by the lead recycling industry. These batteries are not sent to municipal landfills. The most common battery types available for zero emission (ZE) vehicles are Li-ion batteries. ZE vehicles use NiMH and NiCad batteries to a lesser extent. The most common type of fuel cell for hydrogen-fueled vehicles is the polymer electrolyte membrane (PEM) fuel cell. Lead-acid based batteries and Li-ion batteries are most used for the type of solar panel applications associated with the proposed project.

Quemetco recycles lead-acid batteries and is located in South Coast AQMD's jurisdiction. Quemetco processes about 600 tons of spent batteries per day and is seeking to increase its allowed capacity to 750 tons/day.¹ The Notice of Preparation and Initial Study for the Quemetco Capacity Upgrade Project was released by South Coast AQMD on August 30, 2018.² Quemetco had already assessed the need for a throughput increase prior to that time. Therefore, the planned upgrade is not in anticipation of any increased lead battery recycling needs resulting from the proposed project.

There are a few companies serving the North American market with the established technology and capacity to process NiMH, NiCad, and Li-ion batteries. Umicore, Glencore, Retrie Technologies (previously known as Toxco), and Battery Solutions recycle both NiMH and Li-ion batteries. While Inmetco only recycles NiMH batteries, and LiCycle recycles Li-ion batteries. Retrie Technologies also recycles NiCad batteries.

Umicore is a significant player in Europe in terms of capacity. It is the only company with European operations that accepts deliveries of electric vehicle (EV) batteries for recycling from

¹ Batteries International, September 27, 2018, Quemetco Plans to Increase Lead Battery Recycling by 25%, <https://www.batteriesinternational.com/2018/09/27/quemetco-plans-to-increase-lead-battery-recycling-by-25/#:~:text=The%20Quemetco%20Capacity%20Upgrade%20Project,from%2020%20hours%20a%20day>, accessed January 5, 2021.

² South Coast Air Quality Management Board, August 30, 2018, The Notice of Preparation of a Draft Environmental Impact Report for the Quemetco Capacity Upgrade Project, http://www.aqmd.gov/docs/default-source/ceqa/documents/permit-projects/2018/2018-quemetco-nop_is-august-30_2018.pdf, accessed January 23, 2021.

North America. Umicore is a global mining and metallurgy company working on EV battery recycling as well as recycling of other large quantities of metal waste. As a mining company, it sees EV batteries as a critical source of cobalt and is recycling EV batteries in its industrial-scale pilot plant in Europe, which has a rated capacity of approximately 7,000 tons/year. Sudbury Integrated Nickel Operations (INO), a subsidiary company of global mining company Glencore, operates a large nickel and copper smelter in Sudbury, Ontario, Canada. While Sudbury INO has historically processed mostly small portable batteries, it is now handling large format EV batteries as well. EV batteries do not represent a significant percentage of what Sudbury INO processes, but are a niche market that it wants to grow. Retrie is one of the largest EV battery recyclers in North America, receiving all types of EV batteries and chemistries and directing them to its two recycling facilities depending on location and capacity. Retrie has recycling facilities in British Columbia, Canada, and in Ohio. Retrie Technologies appears to be the most widely used recycler by companies that sell hybrids and EVs in North America and has a Li-ion recycling capacity of 9,500 tons/year. Battery Solutions, based in Wixom, Michigan, recycles several types of batteries, including portable batteries, stationary and backup batteries, special purpose batteries, and EV batteries. The company has its own fleet and a nationwide network of more than 200 service providers who can provide on-site service, removal, packaging, and transportation and recycling. Once picked up, EV batteries are disassembled in a way that ensures that each piece of the battery, including the housing, electronics, and wiring, is ~~are~~ separated and recycled ~~in a compliant manner~~. Additionally, Inmetco, located in Ellwood City, Pennsylvania, recycles nickel, chrome, and iron from NiMH batteries. Inmetco has an approximate rated capacity of 6,000 tons/year.³ Li-Cycle is North America's largest capacity lithium-ion battery recycling company. Li-Cycle's facility in Rochester, New York, has the capacity to process up to 5,000 tons of spent Li-ion batteries per year. The company's second facility in Ontario, Canada, has a recycling capacity of another 5,000 tons/year.⁴

Ballard Power Systems recycles the membrane electrode assembly (MEA) from fuel cells. Typically, more than 95 percent of the precious metals in the MEA are reclaimed during this process. The remainder of components in a fuel cell stack are recycled using ordinary recycling processes.⁵

3.3.2 Battery Recycling Regulations and Plans

Hazardous waste regulations are enforcement by CalEPA's Department of Toxic Substances Control (DTSC).

³ Kelleher Environmental, September 2019, Research Study on Reuse and Recycling of Batteries Employed in Electric Vehicles, <https://www.api.org/~media/Files/Oil-and-Natural-Gas/Fuels/Kelleher%20Final%20EV%20Battery%20Reuse%20and%20Recycling%20Report%20to%20API%2018Sept2019%20edits%2018Dec2019.pdf>, accessed January 5, 2021.

⁴ Cision PR Newswire, Dec 02, 2020, Li-Cycle Announces Commercial Lithium-ion Battery Recycling Plant Now Operational in Rochester, New York, <https://www.prnewswire.com/news-releases/li-cycle-announces-commercial-lithium-ion-battery-recycling-plant-now-operational-in-rochester-new-york-301183716.html>, accessed January 9, 2021.

⁵ Ballard, 2017, Recycling PEM Fuel Cells, https://www.ballard.com/docs/default-source/web-pdfs/recycling-technical-note_final.pdf, accessed January 5, 2021.

3.3.2.1 Federal Regulations and Plans

Mercury-Containing and Rechargeable Battery Management Act (Battery Act): On May 13, 1996, President Clinton signed into law the Mercury-Containing and Rechargeable Battery Management Act (Battery Act). Congress passed the Battery Act to facilitate the increased collection and recycling of NiCad and certain small sealed lead acid (SSLA)⁶ rechargeable batteries. The Battery Act targets battery and product manufacturers and battery waste handlers, not consumers. Different sections of the Battery Act apply to different types of batteries. Specifically, the Battery Act:

- Establishes national, uniform labeling requirements for NiCad and certain SSLA rechargeable batteries.
- Mandates that NiCad and certain SSLA rechargeable batteries be ‘easily removable’ from consumer products.
- Makes the Universal Waste Rule effective in all 50 states for the collection, storage, and transportation of batteries covered by the Battery Act.
- Requires the U.S. EPA to establish a public education program on battery recycling and the proper handling and disposal of used batteries.
- Prohibits, or otherwise conditions, the sale of certain types of mercury-containing batteries in the United States.⁷

The Battery Act requires NiCad and SSLA batteries to be labeled with a recycling symbol. NiCad batteries must be labeled with the words “NiCad” and the phrase “Battery must be recycled or disposed of properly.” Lead-acid batteries must be labeled with the words “Lead,” “Return,” and “Recycle.”

Resource Conservation and Recovery Act: The generation, transportation, treatment, storage, and disposal of batteries is conducted in compliance with the Resource Conservation and Recovery Act (RCRA) (Code of Federal Regulations [CFR], Title 40, Parts 239 through 282). Generators of spent batteries have two options for on-site handling and disposal under the regulations of the RCRA:

- Manage as a universal waste pursuant to the requirements of 40 CFR Part 273.
- Manage per the regulations created for the reclamation of spent lead-acid batteries: 40 CFR Part 266, Subpart G. These regulations are related to the handling and disposal of spent lead-acid batteries that are destined for reclamation and not disposal.

In California, the U.S. EPA has delegated RCRA enforcement to CalEPA’s Department of Toxic Substances Control (DTSC).

⁶ Small sealed lead acid batteries are used in emergency lighting, security and alarm systems, computer backup devices, and hospital equipment. They are also used in cellular phones, laptop computers, and power tools and do not apply to the proposed project.

⁷ U.S. Environmental Protection Agency, November 1997, Implementation of the Mercury-Containing and Rechargeable Battery Management Act, <https://nepis.epa.gov/Exe/ZyPURL.cgi?Dockey=10000MXZ.TXT>, Accessed December 21, 2020.

Federal Universal Waste Rule: In May 1995, the U.S. EPA promulgated the Universal Waste Rule to reduce the amount of hazardous waste entering the municipal solid waste stream, encourage the recycling and proper disposal of certain common hazardous waste, and reduce the regulatory burden on businesses that generate these wastes by simplifying the applicable regulations and making them easier to comply with. This rule recognizes that some common hazardous waste, such as used NiCad rechargeable batteries, do not require the full array of hazardous waste regulatory requirements. It also eases the regulatory burden on battery handlers and transporters by streamlining a number of RCRA's hazardous waste collection and management requirements, including those related to notification, labeling/marketing, accumulation time limits, employee training, and offsite shipment, among others.⁸

3.3.2.2 State Regulations and Plans

The Rechargeable Battery Recycling Act: The Rechargeable Battery Recycling Act of 2006 required every retailer, as defined, to have in place a system for the acceptance and collection of used rechargeable batteries for reuse, recycling, or proper disposal. Existing law requires the system for the acceptance and collection of used rechargeable batteries to include, at a minimum, specified elements, including, among others, the take-back at no cost to the consumer of a used rechargeable battery of the type or brand that the retailer sold or previously sold. Existing law defines 'rechargeable battery' to mean a small, nonvehicular, rechargeable nickel-cadmium, nickel metal hydride, lithium-ion, or sealed lead-acid battery, or a battery pack containing these types of batteries.

AB 2382 - Recycling lithium-ion vehicle batteries, advisory group: AB 2382 requires the Secretary for Environmental Protection to convene the Lithium-Ion Car Battery Recycling Advisory Group to review and advise the legislature on policies pertaining to the recovery and recycling of lithium-ion batteries sold with motor vehicles in the state. The bill requires the advisory group to consult with specified entities and, on or before April 1, 2022, to submit policy recommendations to the legislature aimed at ensuring that as close to 100 percent as possible of lithium-ion batteries in the state are reused or recycled at end-of-life in a safe and cost-effective manner. The bill would repeal these provisions on January 1, 2027.

The advisory board is being led by CalEPA, DTSC, and the Department for Resources Recycling and Recovery (CalRecycle). Additional members come from the environmental community; auto dismantlers; public and private representatives involved in the manufacturing, collection, processing and recycling of electric vehicle batteries; and other interested parties. The advisory group was formed in 2019 and in December 2020 established a draft work plan. The work plan states that policy recommendations shall reflect entire life cycle considerations for lithium-ion vehicle batteries, including, but not limited to the following:

- Opportunities and barriers to the reuse of those batteries as energy storage systems after they are removed from the vehicle.
- Best management considerations for those batteries at end-of-life.
- The overall effect of different management practices on the environment.

⁸ U.S. Environmental Protection Agency, November 1997, Implementation of the Mercury-Containing and Rechargeable Battery Management Act, <https://nepis.epa.gov/Exe/ZyPURL.cgi?Dockey=10000MXZ.TXT>, Accessed December 21, 2020.

In developing the policy recommendations, the advisory group shall consider both in-state and out-of-state options for the recycling of lithium-ion vehicle batteries.

The work plan proposes three subgroups to the advisory group. These subgroups will work simultaneously and be comprised of advisory group members. The goal of the subgroups is to portion the work of the larger advisory group into more manageable loads, while facilitating more frequent meetings and discussions within the smaller bodies. The three proposed subgroups, along with their draft scopes and definitions, are as follows:

- **Reuse:** May refer to cases where the batteries are reused in another vehicle or repurposed for other applications, such as stationary energy storage.
- **Recycling:** Material recovery via mechanical separation, pyrometallurgical, and/or hydrometallurgical recycling processes.
- **Logistics:** Encompasses removal of batteries from vehicles, testing to determine appropriate next use (reuse in vehicle, stationary storage, or material recovery), collection and sorting, transportation, and tracking.^{9,10}

The Hazardous Waste Control Act (HWCA): The HWCA created the state’s Hazardous Waste Management Program, which is similar to, but more stringent than, the federal RCRA program. The act is implemented by regulations contained in Title 26 of the California Code of Regulations (CCR), which describes the following required aspects for the proper management of hazardous waste: identification and classification; generation and transportation; design and permitting of recycling, treatment, storage, and disposal facilities; treatment standards; operation of facilities and staff training; and closure of facilities and liability requirements. These regulations list more than 800 materials that may be hazardous and establish criteria for identifying, packaging, and disposing of such waste. Under the HWCA and Title 26, the generator of hazardous waste must complete a manifest that accompanies the waste from generator, to transporter, to the ultimate disposal location. Copies of the manifest must be filed with DTSC.¹¹

California’s Universal Waste Rule (CCR, Title 22, Section 66273.2): California’s Universal Waste Rule allows individuals and businesses to transport, handle, and recycle certain common hazardous waste, termed universal wastes, in a manner that differs from the requirements for most hazardous waste. This includes lead-acid, NiCad batteries, and Li-ion batteries. Universal waste may not be sent to a municipal solid waste (garbage) landfill or to a nonhazardous waste recycling center.

The Lead-Acid Battery Recycling Act (Assembly Bill (AB) 2153): The Lead-Acid Battery Recycling Act created a state mandated lead-acid battery fee that serves as a funding mechanism for cleanup of areas that have been contaminated by the production and recycling of lead-acid

⁹ CalEPA, 2021, Lithium-ion Car Battery Recycling Advisory Group, <https://calepa.ca.gov/climate/lithium-ion-car-battery-recycling-advisory-group/>, accessed January 8, 2021.

¹⁰ CalEPA, 2021, AB 2832 Advisory Group: Draft Work Plan - Working Draft for Discussion Dec. 14, 2020, <https://calepa.ca.gov/climate/lithium-ion-car-battery-recycling-advisory-group/draft-workplan-for-discussion-on-12-14-20-by-the-lithium-ion-car-battery-recycling-advisory-group/>, accessed January 8, 2020.

¹¹ South Coast Air Quality Management District, January 2017, Final Program Environmental Impact Report for the 2016 Air Quality Plan, <http://www.aqmd.gov/docs/default-source/ceqa/documents/aqmd-projects/2016/2016aqmpfpeir.pdf>, accessed December 21, 2020.

batteries. AB 2153 also represents a collaborative effort to codify an effective consumer recycling program for lead-acid batteries. Consumers are charged a refundable deposit as part of the purchase to encourage return of their spent battery for environmental recycling.

Requirements for Management of Spent Lead-Acid Storage Batteries (CCR, Title 22, Sections 66266.80 and 66266.81): The regulations addressing used lead-acid battery management are found in 22 CCR Sections 66266.80 and 66266.81. Generators of lead-acid batteries include vehicle owners, garages, parts stores, and service stations as well as other businesses and factories that generate dead or damaged batteries. Entities that generate no more than 10 batteries per year or store or transport no more than 10 batteries at one time are not subject to the reporting and record-keeping requirements given in the battery regulations as long as the batteries are transported to a facility that stores, recycles, uses, reuses, or reclaims them. This also applies to trade-ins. Persons or businesses that generate more than 10 batteries per year or who store or transport more than 10 at one time must keep records about the batteries as described in 22 CCR Section 66266.81.

3.4 TRANSPORTATION

Under CEQA, potentially significant transportation impacts may occur if a project is inconsistent with adopted transportation programs, plans, or policies that address the circulation system and multimodal travel. This would include short- and long-range transportation plans, including pedestrian, bicycle, equestrian, and transit plans (also referred to as active transportation plans, non-motorized plans, or complete street plans), and the Southern California Association of Governments' (SCAG's) 2020 Regional Transportation Plan/Sustainable Communities Strategy (RTP/SCS).

In the past, CEQA documents also analyzed whether a project would increase traffic congestion, e.g., by negatively impacting the 'level of service' at intersections, or otherwise delaying travel times. In 2013, the legislature changed how agencies are to analyze transportation impacts. Now, instead of looking at these indicators of congestion, lead agencies must consider whether a project will significantly increase 'vehicle miles travelled' or 'VMT'. The purpose of this shift was to ensure that transportation analysis focuses on the environmental impacts associated with increased vehicle traffic, rather than the traffic itself. Thus, VMT transportation criteria are designed to promote the reduction of GHG emissions, the development of multimodal transportation networks, and a diversity of land uses. The Office of Planning and Research (OPR) has developed a technical advisory, based on VMT, that lead agencies may use in analyzing transportation impacts. This EA relies on the OPR Technical Advisory for evaluating transportation impacts of the proposed project.

3.4.1 Transportation Regulations and Plans

Several state and regional laws have been enacted to regulate transportation planning, reduction of VMT, and compliance with regional transportation-related air quality standards. The most relevant transportation laws and regulations and plans prepared to implement them are summarized in this section.

3.4.1.1 Federal Regulations

Intermodal Surface Transportation Efficiency Act (ISTEA) of 1991: The Intermodal Surface Transportation Efficiency Act (ISTEA) of 1991 seeks to develop a National Intermodal Transportation System that is economically efficient, environmentally sound, provides the foundation for the Nation to compete in the global economy and will move people and goods in an energy efficient manner. The ISTEA imposes planning and regulatory requirements on states and cities in developing transportation plans and programs. There have been additional federal planning laws enacted since ISTEA. Specifically, subsequent federal regulations regarding transportation infrastructure include the Transportation Equity Act for the 21st Century (TEA-21) in 1998 and the Safe, Accountable, Flexible, Efficient Transportation Equity Act: A Legacy for Users (SAFETEA-LU) in 2005.

Moving Ahead for Progress in the 21st Century Act (MAP-21): MAP-21 was signed into law by President Obama on July 6, 2012. The act transformed the policy and programmatic framework for investments to the transportation system to guide growth and development. MAP-21 created a streamlined and performance-based surface transportation program and builds on many of the

highway, transit, bike, and pedestrian programs and policies established in 1991.¹ The act included provisions to address challenges facing the U.S. transportation system, including improving safety, maintaining infrastructure condition, reducing traffic congestion, improving efficiency of the system and freight movement, protecting the environment, and reducing delays in project delivery.²

Fixing America's Surface Transportation Act or (FAST Act): On December 4, 2015, President Obama signed ~~into law~~ Public Law 114-94, the Fixing America's Surface Transportation Act (FAST Act). The FAST Act funds surface transportation programs, including, but not limited to, federal-aid highways, at over \$305 billion for fiscal years (FY) 2016 through 2020. The FAST Act builds on the changes made by MAP-21.³

~~3.4.2 State Regulations and Plans~~

3.4.1.2 State Regulations and Plans

CARB's Mobile Source Strategy: The 2016 Mobile Source Strategy (2016 Strategy) was CARB's first integrated planning effort looking specifically at mobile sources to identify complementary policies to reduce emissions of criteria pollutants, ~~greenhouse gases (GHGs)~~, and toxic air contaminants (TACs). The California Legislature passed Senate Bill (SB) 44, acknowledging the ongoing need to evaluate opportunities for mobile source emissions reductions and requiring CARB to update the 2016 Strategy by January 1, 2021, and every five years thereafter. Specifically, SB 44 requires CARB to update the 2016 Strategy to include a comprehensive strategy for the deployment of medium- and heavy-duty vehicles for the purpose of meeting air quality standards and reducing GHG emissions. It also directs CARB to set reasonable and achievable goals for reducing emissions by 2030 and 2050 from medium- and heavy-duty vehicles that are consistent with the State's overall goals and maximizes the reduction of criteria air pollutants. The 2020 Mobile Source Strategy (2020 Strategy) continues this multi-pollutant planning approach to determine the pathways forward for the various mobile sectors that are necessary in order to achieve California's numerous goals and targets over the next 30 years.

State Transportation Improvement Program: The California Transportation Commission (CTC) administers the State Transportation Improvement Program, a multiyear capital improvement program of transportation projects on and off the state highway system, funded with revenues from the State Highway Account and other funding sources.

California Department of Transportation (Caltrans) Policies, Standards, Procedures, and Plans: Caltrans is the primary state agency responsible for transportation issues. One of its duties is the construction and maintenance of the state highway system. Caltrans approves the planning, design, and construction of improvements for all state-controlled facilities and has developed policies and procedures for the construction, design, and maintenance of such improvements. Caltrans has standards for roadway traffic flow and has developed procedures to determine if state-controlled facilities require improvements. For projects that may physically affect facilities under its administration, Caltrans requires encroachment permits before any construction work may be undertaken. Caltrans also prepares comprehensive planning documents, including corridor system

¹ Federal Highway Administration, November 7, 2018, MAP-21, <https://www.fhwa.dot.gov/map21/>, accessed January 9, 2021.

² Federal Highway Administration, July 2016, Fixing America's Surface Transportation Act or "FAST Act", <https://www.fhwa.dot.gov/fastact/summary.cfm>, accessed January 9, 2021.

³ Federal Highway Administration, July 2016, Fixing America's Surface Transportation Act or "FAST Act", <https://www.fhwa.dot.gov/fastact/summary.cfm>, accessed January 9, 2021.

management plans and transportation concept reports, which are long-range planning documents that establish a planning concept for state facilities.

Senate Bill 743: On September 27, 2013, Senate Bill (SB) 743, which modifies how lead agencies analyze transportation impacts under CEQA, was signed into law. A key element is the potential elimination or deemphasizing of auto delay, level of service (LOS), and other similar measures of vehicular capacity or traffic congestion as a basis for determining significant impacts in many parts of the state. According to the legislative intent of SB 743, these changes to current practice were necessary to balance the needs of congestion management with statewide goals related to infill development, promotion of public health through active transportation, and reduction of GHG emissions. The legislature found that, with adoption of the Sustainable Communities and Climate Protection Act of 2008 (SB 375), the state had signaled its commitment to encourage land use and transportation planning decisions and investments that reduce VMT and thereby contribute to the reduction of GHG emissions, as required by the California Global Warming Solutions Act of 2006, Assembly Bill (AB) 32. Additionally, AB 1358, described below, requires local governments to plan for a balanced, multimodal transportation network that meets the needs of all users.

SB 743 started a process that fundamentally changes transportation impact analysis as part of CEQA compliance. These changes include the elimination of auto delay, LOS, and similar measures of vehicular capacity or traffic congestion as the basis for determining significant transportation impacts. In place of these thresholds OPR developed alternative metrics and thresholds based on VMT. These new thresholds were designed to promote the reduction of GHG emissions, the development of multimodal transportation networks, and a diversity of land uses. New CEQA guidelines for analyzing transportation impacts were certified by the Secretary of the Natural Resources Agency in December 2018, and automobile delay, as described solely by LOS or similar measures of vehicular capacity or traffic congestion, shall not be considered a significant impact on the environment. Agencies had until July 1, 2020, to implement the new VMT-based criteria.

AB 1358: California Complete Streets Act of 2008: The California Complete Streets Act of 2008 was signed into law on September 30, 2008. Beginning January 1, 2011, AB 1358 required circulation elements to address the transportation system from a multimodal perspective. The bill states that streets, roads, and highways must “meet the needs of all users...in a manner suitable to the rural, suburban, or urban context of the general plan.” Essentially, this bill requires a circulation element to plan for all modes of transportation where appropriate—including walking, biking, car travel, and transit.

The Complete Streets Act also requires circulation elements to consider the multiple users of the transportation system, including children, adults, seniors, and the disabled. For further clarity, AB 1358 tasked OPR to release guidelines for compliance, which were released in December 2010.

SB 375: Sustainable Communities and Climate Protection Act: On December 11, 2008, the California Air Resources Board adopted its proposed Scoping Plan for AB 32, the Global Warming Act. This scoping plan included the approval of SB 375 as the means for achieving regional transportation related GHG targets. SB 375 provides guidance on how curbing emissions from cars and light trucks (e.g. pickup trucks) can help the state comply with AB 32.

There are five major components to SB 375. First, SB 375 addresses regional GHG emission targets. CARB’s Regional Targets Advisory Committee guides the adoption of targets to be met by 2020 and 2035 for each metropolitan planning organization (MPO) in the state. These targets,

which MPOs may propose themselves, are updated every eight years in conjunction with the revision schedule of housing and transportation elements.

Second, MPOs are required to create a sustainable communities strategy (SCS) that provides a plan for meeting regional targets. The SCS and the regional transportation plan (RTP) must be consistent with each other, including action items and financing decisions. If the SCS does not meet the regional target, the MPO must produce an Alternative Planning Strategy (APS) that details an alternative plan to meet the target.

Third, SB 375 requires that regional housing elements and transportation plans be synchronized on eight-year schedules. In addition, Regional Housing Needs Assessment allocation numbers must conform to the SCS. If local jurisdictions are required to rezone land as a result of changes in the housing element, rezoning must take place within three years.

Fourth, SB 375 provides CEQA streamlining incentives for preferred development types. Residential or mixed-use projects qualify if they conform to the SCS. Transit-oriented developments also qualify if they 1) are at least 50 percent residential, 2) meet density requirements, and 3) are within one-half mile of a transit stop. The degree of CEQA streamlining is based on the degree of compliance with these development preferences.

Fifth and finally, MPOs must use transportation and air emission modeling techniques consistent with guidelines prepared by the CTC. Regional transportation planning agencies, cities, and counties are encouraged but not required to use travel demand models consistent with the CTC guidelines.

Recognizing the importance of measuring the benefits identified through SB 375 planning work, in 2017, the legislature tasked CARB with issuing a report every four years analyzing the progress made under SB 375. The 2018 progress report found that California was not on track to meet greenhouse gas reductions expected under SB 375. This finding was based on CARB's analysis of 24 data-supported indicators to help assess what on-the-ground change has occurred since SB 375 was enacted related to strategies identified in SCSs to meet the targets. While positive gains have been made to improve the alignment of transportation, land use, and housing policies with state goals, the data suggest that more and accelerated action is critical for public health, equity, economic, and climate success.⁴

3.4.3—Regional Regulations and Plans

3.4.1.3 Regional Regulations and Plans

Southern California Association of Governments' Regional Transportation Plan and Sustainable Communities Strategy: SCAG's Regional Transportation Plan/Sustainable Communities Strategy (RTP/SCS) is a long-range plan that provides a vision for transportation investments throughout the southern California region. The SCS integrates land use and transportation strategies that will achieve CARB's emissions reduction targets. SCAG is the metropolitan planning organization for a six-county region that includes South Coast AQMD's jurisdiction. The RTP/SCS is supported by a combination of transportation and land use strategies that are designed to help the region achieve state GHG emission reduction goals and federal Clean

⁴ California Air Resources Control Board, November 2018, 2018 Progress Report California's Sustainable Communities and Climate Protection Act, https://ww2.arb.ca.gov/sites/default/files/2018-11/Final2018Report_SB150_112618_01_ExecutiveSummary.pdf, accessed January 10, 2021.

Air Act requirements, preserve open space areas, improve public health and roadway safety, support the vital goods movement industry, and utilize resources more efficiently. The latest RTP/SCS, Connect SoCal, was completed and adopted in September 2020.

South Coast Air Quality Management District, Air Quality Management Plan: The 2016 AQMP is a regional blueprint for how the South Coast AQMD will achieve air quality standards and healthful air. The 2016 AQMP⁵ contains multiple goals promoting reductions of criteria air pollutants, GHGs, and TACs. In particular, the 2016 AQMP states both oxides of nitrogen (NOx) and volatile organic compound (VOC) emissions need to be reduced to meet air quality standards, with emphasis that NOx emission reductions are more effective to reduce the formation of ozone and PM2.5. The South Coast AQMD has also initiated development of the 2022 AQMP that will focus on meeting the 70 ppb NAAQS for ozone by 2037.

~~3.4.4 Local Regulations and Plans~~

3.4.1.4 Local Regulations and Plans

Orange County Transportation Authority Long Range Transportation Plan: The Orange County Transportation Authority (OCTA) Long Range Transportation Plan (LRTP) outlines the vision and plan for multimodal transportation in Orange County. OCTA prepares the LRTP and submits it to SCAG so that county transportation projects will be incorporated into the regional transportation plan and subsequently programmed into the Federal Transportation Improvement Program.

Orange County's Master Plan of Arterial Highways: The Master Plan of Arterial Highways (MPAH) was established in 1956 to ensure that a regional arterial highway network would be developed to supplement Orange County's developing freeway system. OCTA is responsible for administering the MPAH, including the review and approval of amendments. The MPAH map is a critical element of transportation planning and operations because it defines a countywide circulation system in response to existing and planned land uses. It is regularly updated to reflect changing development and traffic patterns.

Orange County's Districts 1 and 2 Bikeways Strategy (2013): OCTA's regional bikeways planning expanded the 2009 OCTA Commuter Bicycle Strategic Plan to identify potential regional bikeway improvements. The Districts 1 and 2 Bikeways Strategy identifies 11 regional bikeway corridors that connect to major activity centers, including employment areas, transit stations, and colleges and universities. The corridors include key connections to regional bikeway routes and major destinations within the districts.

OCTA's OC Transit Vision: The OC Transit Vision is a 20-year plan for enhancing and expanding public transit service in Orange County. Adopted in 2018, the Transit Vision focuses future investments along transit opportunity corridors on major arterials and freeways. The Transit Vision also supports improvements to rail service planned by Metrolink and other partner agencies, including plans to improve station access and reduce the number of at-grade road crossings.

San Bernardino Countywide Transportation Plan: The San Bernardino County Transportation Authority (SBCTA), formerly known as the San Bernardino Associated Governments (SANBAG), developed the ~~County's~~ Countywide Transportation Plan (CTP), which was released in September

⁵ South Coast AQMD, Final 2016 Air Quality Management Plan, March 2017. <https://www.aqmd.gov/home/air-quality/clean-air-plans/air-quality-mgt-plan/final-2016-aqmp>

2015. The plan has a horizon year of 2040 and serves as the County’s input into the Southern California Associated Governments’ (SCAG) RTP/SCS. The purpose of the CTP is to lay out a strategy for long-term investment in and management of the County’s transportation system. Key issues addressed by the CTP include transportation funding, congestion relief, economic competitiveness, system preservation and operations, transit system interconnectivity, air quality, sustainability, and GHG emission reductions.

San Bernardino County Non-motorized Transportation Plan: The San Bernardino County Non-motorized Transportation Plan was developed in March 2011, with the most recent update in June 2018. The goal of the plan is to develop an integrated plan and identify sources of funds to implement that plan to promote increased bicycle and pedestrian access, increased travel by cycling and walking, routine accommodation in transportation and land use planning, and improved bicycle and pedestrian safety. The plan lays out design guidelines, bikeway and pedestrian system recommendations, implementation strategies and priorities, and funding opportunities.

San Bernardino County Short-Range Transit Plan: SBCTA developed a Short-Range Transit Plan (SRTP) to help guide transit service improvements in the region over the next five years. The SRTP identifies transit service plans and helps prioritize major capital improvement projects for the region’s transit needs. Goals of the SRTP include connectivity between the various transit agencies in the county, facilitating transit travel between regions of the county and between the county and surrounding counties, and cost-effective accessibility programs for seniors and persons with disabilities. The SRTP was released in December 2016.

San Bernardino County Long-Range Transit Plan: SBCTA developed a Long-Range Transit Plan to address the county’s current and future travel challenges and create a transportation system that can increase the role of transit in the future. The Long Range Transit Plan establishes a transit vision for the next 25 years, prioritizes goals and projects for transit growth, and prioritizes connecting land use and transportation strategies. The SRTP was released in April 2010.

San Bernardino Countywide Points of Interest Pedestrian Plan: SBCTA developed a Countywide Points of Interest Pedestrian Plan to assist member agencies with the development of tools and guidelines for identifying and prioritizing pedestrian improvements. The project’s goals include connecting various SBCTA member agencies and synchronizing project planning and implementation, given that each agency has varying pedestrian accommodations, capital improvement programs, and maintenance regimes.

Riverside County Long-Range Transportation Study: The Riverside County Transportation Commission (RCTC) developed the first countywide Long-Range Transportation Study in December 2019. The study provides a vision for what an integrated transportation system will look like in Riverside County in the next 20 years. The plan encompasses the state highway system, regional arterials, rail and bus, freight networks, and active transportation. The study helps RCTC better prioritize and coordinate the different planning efforts across the county with state, regional, and local agencies.^{6,7}

⁶ Riverside County Transportation Commission, Riverside County Long Range Transportation Study, December 2019, <https://www.rctc.org/wp-content/uploads/2019/12/RCTC-Draft-LRTS-120119-GV22.pdf>

⁷ Riverside County Transportation Commission, Funding and Planning, 2020, <https://www.rctc.org/funding-and-planning/>

LA Metro 2020 Long Range Transportation Plan: The Los Angeles County Metropolitan Transportation Authority (LA Metro) adopted a 2020 LRTP that provides a detailed roadmap for how LA Metro will plan, build, operate, maintain, and partner for improved mobility in the next 30 years. The LRTP guides future funding plans and policies needed to move LA County forward for a more mobile, resilient, accessible, and sustainable future. The LRTP was adopted by the Metro Board of Directors on September 24, 2020.⁸

LA Metro Active Transportation Strategic Plan: LA Metro’s Active Transportation Strategic Plan focuses on enhancing access to transit stations and developing a regional network for people who choose to take transit, walk, and/ or bike. LA Metro initiated this process with the Bicycle Transportation Strategic Plan in 2006. There are three main components to the plan:

- First/last mile station area access improvements.
- A regional active transportation network.
- Support programs, including performance metrics and monitoring.

The purpose of the plan is to serve as a roadmap for stakeholders and partners to help identify transportation concepts and changes and helps the region respond to regional and state regulations for the development of the transportation system and reductions in greenhouse gas emissions, including the development of Complete Streets networks.⁹

LA Metro Vision 2028 Plan: The Metro Vision 2028 Plan is the agencywide strategic plan that creates the foundation for transforming mobility in Los Angeles County over the next 10 years. Based on more than a year of outreach, it sets the mission, vision, performance outcomes, and goals for LA Metro and puts in motion specific initiatives and performance outcomes towards which LA Metro and its partners will strive in pursuit of a better transportation future. LA Metro’s vision is composed of three elements:

- Increased prosperity for all by removing mobility barriers.
- Swift and easy mobility throughout LA County, anytime.
- Accommodating more trips through a variety of high-quality mobility options.¹⁰

Los Angeles County Goods Movement Strategic Plan: LA Metro initiated the Los Angeles County Goods Movement Strategic Plan in November 2018 to develop a stakeholder-supported vision and guiding principles that facilitate a sustainable goods movement transportation system throughout the county. The plan aims to develop policies and strategies consistent with Metro’s Vision 2028 Plan.

The plan outlines policies that support a competitive global economy and steward equitable and sustainable investments and technological innovation that will advance environmental goals for county residents. The plan lays out the following goods movement core values and priorities: equity and sustainability, safe and efficient multimodal system, culture of investment and

⁸ Los Angeles County Metropolitan Transportation Authority, Long Range Transportation Plan, 2019, <https://www.metro.net/projects/lrtp/>

⁹ Los Angeles County Metropolitan Transportation Authority, Active Transportation Strategic Plan, <https://www.dropbox.com/s/wjsbprvwlvza6gr/ATSP%20Volume%20I,%20II,III.pdf?dl=0>

¹⁰ Los Angeles County Metropolitan Transportation Authority, The Metro Vision 2028 Plan Executive Summary, April 216, http://media.metro.net/about_us/vision-2028/Metro_Vision2028_Plan_ExecSummary_ENG.pdf

innovation, strong markets and reliable supply chains, and strong labor force. These core values and priorities were developed to establish comprehensive approaches in addressing a myriad of interconnected freight-related challenges—witnessed across the county and will serve as guiding principles for LA Metro’s goods movement planning activities to improve quality of life while supporting economic sustainability and prosperity.¹¹

¹¹ LA Metro, 2019, Goods Movement Strategic Plan, <https://www.metro.net/projects/goods-movement-strategic-plan/>, accessed January 10, 2021.

3.5 OTHER IMPACT AREAS

The existing setting for other impact areas, including Aesthetics, Agriculture and Forestry Resources, Biological Resources, Cultural Resources, Geology and Soils, Hydrology and Water Quality, Land Use and Planning, Noise, Mineral Resources, Population and Housing, Public Services, Recreation, and Utilities and Service Systems is incorporated by reference from the California Air Resources Board's (CARB) Advanced Clean Trucks Regulation (ACT) Regulation Final Environmental Analysis (EA). These impact areas are only relevant to this EA to the extent they may be impacted by potential future construction of new manufacturing and recycling facilities and grid improvements to support the transition to near-zero emissions (NZE) and zero-emissions (ZE) vehicles. Because it is uncertain how many new manufacturing and recycling facilities would be built, where they would be built, and whether the local land use permitting authority would require mitigation, it is not possible to analyze the specific, potential impacts of this new development.

Nonetheless, CARB provided a general analysis of these impacts in its Final EA for the ACT Regulations. These regulations require truck manufacturers to sell medium- and heavy-duty ZE vehicles as an increasing percentage of California sales. The Final EA for the ACT Regulation described the potential for these regulations to result in the construction of new manufacturing, recycling, and other facilities in this way:

Reasonably foreseeable compliance responses under this measure would include an increase in manufacturing and associated facilities to increase the supply of ZEVs, along with construction of new hydrogen fueling stations and battery electric vehicle (BEV) charging stations to support ZEV operations. Increased deployment of ZEVs could increase production of electricity and hydrogen fuel, reduce rates of oil and gas extraction, and result in associated increases in lithium and platinum mining and exports from source countries or other states. Increased demand for lithium-ion batteries could increase production and manufacture, which could result in the expansion of or construction of new facilities along with associated increases in lithium mining and exports from source countries or other states. Disposal of any portion of vehicles, including batteries, would be subject to and have to comply with existing laws and regulations governing solid and hazardous waste, such as California's Hazardous Waste Control law, and implementing regulations, such as the Universal Waste Rule (22 California Code of Regulations (CCR) Chapter 23). That is, disposal of used batteries into solid waste landfills is prohibited; however, they could be refurbished, reused or disposed of as hazardous waste. To meet an increased demand of refurbishing or reusing batteries, new facilities or modifications to existing facilities are anticipated to accommodate battery recycling activities. Fleet turnover would be largely unaffected because the proposed sales requirement applies at time of new vehicle sales. (CARB ACT Regulation Final EA, pp. 19–20)

The Final EA for the ACT Regulation further noted that “CARB does not have the ability to determine specific projects or locations, facility size and character, or site-specific environmental characteristics affected by any potential future facilities” (CARB ACT Regulation Final EA, pp. 19–20). Nonetheless:

This Final EA takes a conservative approach and considers some environmental impacts as potentially significant because of the inherent uncertainties in the relationship between physical actions that are reasonably foreseeable under the Proposed Project and environmentally sensitive resources or conditions that may be affected. This approach tends to overstate environmental impacts considering these uncertainties and is intended to satisfy the good-faith, full-disclosure intention of CEQA. If specific projects are proposed and subjected to project-level environmental review, it is expected that many of the impacts recognized as potentially significant in the Final EA that are not already mitigated or avoided with this proposed project, can later be avoided or reduced to a less-than-significant level. If a potentially significant environmental effect cannot be feasibly mitigated with certainty, this Final EA identifies the impact as significant and unavoidable. (CARB ACT Regulation Final EA, pp. 19–20)

With respect to mitigation for any potential impacts resulting from development of new facilities, CARB's Final EA for the ACT Regulation stated:

The Final Draft EA contains a degree of uncertainty regarding implementation of mitigation for potentially significant impacts. While CARB is responsible for adopting the Proposed Project, it does not have authority over all the potential infrastructure and development projects that could be carried out in response to the Proposed Project. Other agencies are responsible for the review and approval, including any required environmental analysis, of any facilities and infrastructure that are reasonably foreseeable, including any definition and adoption of feasible project-specific mitigation measures, and any monitoring of mitigation implementation. For example, local cities or counties must approve proposals to construct new facilities. Additionally, State and/or federal permits may be needed for specific environmental resource impacts, such as take of endangered species, filling of wetlands, and streambed alteration.

Because CARB cannot predict the location, design, or setting of specific projects that may result and does not have authority over implementation of specific infrastructure projects that may occur, the programmatic analysis in the Final Draft EA does not allow for identification of the precise details of project-specific mitigation. As a result, there is inherent uncertainty in the degree of mitigation that would ultimately need to be implemented to reduce any potentially significant impacts identified in the Final Draft EA. Consequently, this Final Draft EA takes the conservative approach in its post-mitigation significance conclusions (i.e., tending to overstate the risk that feasible mitigation may not be sufficient to mitigate an impact to less than significant) and discloses, for CEQA compliance purposes, that potentially significant environmental impacts may be unavoidable, where appropriate. It is also possible that the amount of mitigation necessary to reduce environmental impacts to below a significant level may be far less than disclosed in this Final Draft EA on a case-by-case basis. It is expected that many potentially significant impacts of facility and infrastructure projects would be avoidable or mitigable to a less-than-significant level as an outcome of their project-specific environmental review processes. (CARB ACT Regulation Final EA, p. 20)

CARB's Final EA for the ACT Regulation then described the environmental and regulatory setting for each of the potential impact areas affected by the potential facility and infrastructure development in Attachment A of ~~the~~ CARB's Final EA for the ACT Regulation. These settings are briefly summarized below.

3.5.1 Aesthetics

The existing setting for aesthetic impacts is discussed on pages A-126 of Attachment A of the CARB ACT Regulation Final EA. Aesthetic value can be affected by visibility, which is directly related to the presence of airborne particles. Visibility-reducing particles consist of suspended particulate matter, a complex mixture of tiny particles consisting of dry solid fragments, solid cores with liquid coatings, and small droplets of liquid. Particles vary greatly in shape, size, and chemical composition, and can be made up of many different materials such as metals, soot, soil, dust, and salt.

The visual character of California varies greatly related to topography and climate. The foothills form a transitional landform from the valley floor to the higher Sierra Nevada, Cascade, and Coast Ranges. The valley floor is cut by two rivers that flow west out of the Sierra Nevada and east out of the Coast Ranges. Irrigated agriculture land is the primary landscape in the Sacramento and San Joaquin Valleys, and the foothill landscape has been altered by grazing, mining, reservoir development, and residential and commercial development. The visual character of the state also varies dramatically from the north, which is dominated by forest lands, and the south, which is primarily residential and commercial development.

3.5.1.1 Regulatory Setting

Applicable laws and regulations associated with aesthetics and scenic resources are discussed in Table 3.5-1.

Table 3.5-1
Applicable Laws and Regulations for Aesthetic Resources

Applicable Regulations	Description
Federal	
Federal Land Policy and Management Act of 1976 (FLPMA)	FLPMA is the enabling legislation establishing the Bureau of Land Management's (BLM's) responsibilities for lands under its jurisdiction. Section 102 (a) of the FLPMA states that "...the public lands be managed in a manner that will protect the quality of scientific, scenic, historical, ecological, environmental, air and atmospheric, water resources, and archeological values..." Section 103(c) identifies "scenic values" as one of the resources for which public land should be managed.
BLM Contrast Rating System	The contrast rating system is a systematic process used by BLM to analyze visual impacts of proposed projects and activities. It is primarily intended to assist BLM personnel in the resolution of visual impact assessment.

Table 3.5-1
Applicable Laws and Regulations for Aesthetic Resources

Applicable Regulations	Description
Natural Historic Preservation Act (NHPA)	Under regulations of the NHPA, visual impacts to a listed or eligible National Register property that may diminish the integrity of the property's "setting ... [or] ... feeling" in a way that affects the property's eligibility for listing may result in a potentially significant adverse effect. "Examples of adverse effects ... include...: Introduction of visual, atmospheric, or audible elements that diminish the integrity of the property's significant historic features." (Title 36 Code of Federal Regulations (CFR) Part 800.5)
National Scenic Byways Program	Title 23, Sec 162 of the <u>United States Code</u> outlines the National Scenic Byways Program. This program is used to recognize roads having outstanding scenic, historic, cultural, natural, recreational, and archaeological qualities through designation of road as: National Scenic Byways, All-American Roads, or America's Byways. Designation of the byways provides eligibility for federal assistance for safety improvement, corridor management plans, recreation access, or other project that protect scenic, historical, recreational, cultural, natural, and archaeological resources.
State	
Ambient Air Quality Standard for Visibility-Reducing Particles	Extinction coefficient (measure of absorption of light in a medium) of 0.23 per kilometer—visibility of 10 miles or more (0.07—30 miles or more for Lake Tahoe) due to particles when relative humidity is less than 70 percent.
California Streets and Highway Code, Section 260 through 263 – Scenic Highways	The State Scenic Highway Program promotes protection of designated State scenic highways through certification and adoption of local scenic corridor protection programs that conform to requirements of the California Scenic Highway Program.
Local	
County and City Controls	Most local planning guidelines to preserve and enhance the visual quality and aesthetic resources of urban and natural areas are established in the jurisdiction's general plan. The value attributed to a visual resource generally is based on the characteristics and distinctiveness of the resource and the number of persons who view it. Vistas of undisturbed natural areas, unique or unusual features forming an important or dominant portion of a viewshed, and distant vistas offering relief from less attractive nearby features are frequently considered to be scenic resources. In some instances, a case-by-case determination of scenic value may be needed, but often there is agreement within the relevant community about which features are valued as scenic resources.

Table 3.5-1
Applicable Laws and Regulations for Aesthetic Resources

Applicable Regulations	Description
	In addition to federal and State designations, counties and cities have their own scenic highway designations, which are intended to preserve and enhance existing scenic resources. Criteria for designation are commonly included in the conservation/open space element of the city or county general plan.
Source: California Air Resources Board. 2020, June 23. Final Environmental Analysis for the Proposed Advanced Clean Trucks Rule Regulation. https://ww3.arb.ca.gov/regact/2019/act2019/finalea.pdf	

3.5.2 Agricultural and Forestry Resources

The existing setting for ~~aesthetic~~ impacts to agriculture and forestry resources is discussed on pages A-128 of Attachment A of the CARB ACT Regulation Final EA. The State maps and classifies farmland through the California Department of Conservation Farmland Mapping and Monitoring Program (FMMP). Classifications are based on a combination of physical and chemical characteristics of the soil and climate that determine the degree of suitability of the land for crop production. The classifications under the FMMP are as follows:

- **Prime Farmland**—land that has the best combination of features to produce agricultural crops.
- **Farmland of Statewide Importance**—land other than Prime Farmland that has a good combination of physical and chemical features to produce agricultural crops, but that has more limitations than Prime Farmland, such as greater slopes or less ability to store soil moisture.
- **Unique Farmland**—land of lesser quality soils used to produce the state’s leading agricultural cash crops.
- **Farmland of Local Importance**—land of importance to the local agricultural economy.
- **Grazing Land**—existing vegetation that is suitable for grazing.
- **Urban and Built-Up Land**—land occupied by structures in density of at least one dwelling unit per 1.5 acres.
- **Land Committed to Nonagricultural Use**—vacant areas; existing land that has a permanent commitment to development but has an existing land use of agricultural or grazing lands.
- **Other Land**—land not included in any other mapping category, common examples of which include low-density rural developments, brush, timber, wetland, and vacant and nonagricultural land surrounded on all sides by urban development.

CEQA Public Resources Code Section 21095 and CEQA Guidelines Appendix G, together, define Prime, Unique, and Farmland of Statewide Importance as “Important Farmland” whose conversion may be considered significant. Local jurisdictions can further consider other classifications of farmland as important and can also use an agricultural land evaluation and site assessment (LESA) model to determine farmland importance and impacts from conversion.

As of 2012, California contained approximately 5 million acres of Prime Farmland; approximately 2.6 million acres of Farmland of Statewide Important; approximately 1.3 million acres of Unique Farmland; approximately 3.2 million acres of Farmland of Local Importance; and approximately 19.2 million acres of grazing land.

California produces over a third of the vegetables and two-thirds of the fruits and nuts in the U.S. California's agricultural abundance includes more than 400 commodities and supplies 99 percent or more of the following to the U.S.—almonds, artichokes, dates, dried plums, figs, garlic, kiwifruit, olives and olive oil, pistachios, raisins, table grapes, and walnuts. In 2016, 76,700 farms operated in California, which is less than 1 percent less than in 2015. Over 27 percent of California farms generated commodity sales over \$100,000, ~~greater than the national average of 20 percent.~~ The amount of land devoted to farming and ranching in California decreased slightly to 25.4 million acres in 2016. The average farm size was 331 acres in 2016, up from the 2015 farm size, but still below the national average of 442 acres.

Williamson Act. The California Land Conservation Act of 1965, commonly referred to as the Williamson Act, enables local governments to enter into contracts with private landowners for the purpose of restricting specific parcels of land to agricultural or related open space use. In return, landowners receive property tax assessments which are much lower than normal because they are based upon farming and open space uses as opposed to full market value. The Open Space Subvention Act of 1971 provided local governments an annual subvention of forgone property tax revenues from the state through the year 2009; these payments have been suspended in more recent years due to revenue shortfalls. Of California's 58 counties, 52 have executed contracts under the Land Conservation Act Program. The 14.8 million acres reported as enrolled in Land Conservation Act contracts statewide as of December 2015, represents approximately 50 percent of California's farmland total of about 30 million acres, or about 31 percent of the State's privately owned land (~~California Department of Conservation~~).

Forestry Resources. Forestland is defined as land that can support 10 percent native tree cover of any species, including hardwoods, under natural conditions, and that allows for management of one or more forest resources, including timber, aesthetics, fish and wildlife, biodiversity, water quality, recreation, and other public benefits (Public Resources Code (PRC) Section 12220(g)). There are 40,233,000 acres of forested land within California including oak woodlands and conifer forests (California Department of Fish and Wildlife). Timberland is privately owned land, or land acquired for State forest purposes, which is devoted to and used for growing and harvesting timber, or for growing and harvesting timber and compatible uses, of, at minimum 15 cubic feet per acre (Government Code Section 51104(f)). Forest managed for harvest is called timberland and includes 2,932,000 acres in private ownership; 146,000 acres in State ownership; 10,130,000 acres in federal ownership; and 4,551,000 acres of non-industrial timberland in private ownership.

3.5.2.1 Regulatory Setting

Table 3.5-2 provides a general description of applicable laws and regulations that may pertain to agriculture and forest resources.

Table 3.5-2
Applicable Laws and Regulations for Agriculture and Forest Resources

Applicable Regulations	Description
Federal	
Farmland Protection Policy Act (FPPA)	The FPPA directs federal agencies to consider the effects of federal programs or activities on farmland, and ensure that such programs, to the extent practicable, are compatible with state, local, and private farmland protection programs and policies. The rating process established under the FPPA was developed to help assess options for land use on an evaluation of productivity weighed against commitment to urban development.
National Forest Management Act (NFMA) of 1976	The NFMA is the primary statute governing the administration of national forests. The NFMA requires the Secretary of Agriculture to assess forest lands, develop a management program based on multiple-use, sustained-yield principles, and implement a resource management plan for each unit of the National Forest System. Goal 4 of the USFS's National Strategic Plan for the National Forests states that the nation's forests and grasslands play a significant role in meeting America's need for producing and transmitting energy. Unless otherwise restricted, National Forest Service lands are available for energy exploration, development, and infrastructure (e.g., well sites, pipelines, and transmission lines). However, the emphasis on non-recreational special uses, such as utility corridors, is to authorize the special uses only when they cannot be reasonably accommodated on non-National Forest Service lands.
State	
The California Land Conservation Act, also known as the Williamson Act (Government Code Section 51200 et seq.)	The Department of Conservation's Division of Land Resource Protection administers the Williamson Act program, which permits property tax adjustments for landowners who contract with a city or county to keep their land in agricultural production or approved open space uses for at least 10 years. Lands covered by Williamson Act contracts are assessed on the basis of their agricultural value instead of their potential market value under nonagricultural uses. In return for the preferential tax rate, the landowner is required to contractually agree to not develop the land for a period of at least 10 years. Williamson Act contracts are renewed annually for 10 years unless a party to the contract files for nonrenewal. The filing of a non-renewal application by a landowner ends the automatic annual extension of a contract and starts a 9-year phase-out of the contract. During the phase-out period, the land remains restricted to agricultural and open-space uses, but property taxes gradually return to levels associated with the market value of the land. At the end of the 9-year non-renewal process, the contract expires, and the owner's uses of the land are restricted only by applicable local zoning. The Williamson Act defines compatible use of contracted lands as any use determined by the county or city administering the agricultural preserve to be compatible with the agricultural, recreational, or open space use of land within the preserve and subject to contract (Government Code, Section 51201 (e)). However, uses deemed compatible by a county or city government must be consistent with the principles of compatibility set forth in Government

Table 3.5-2
Applicable Laws and Regulations for Agriculture and Forest Resources

Applicable Regulations	Description
	Code, Section 51238.1. Approximately 16 million acres of farmland (about 50 percent of the State's total farmland) are enrolled in the program.
California Farmland Conservancy Program (CFCP) (PRC Section 10200 et seq.)	The CFCP provides grant funding for agricultural conservation easements. Although the easements are always written to reflect the benefits of multiple resource values, there is a provision in the CFCP statute that prevents easements funded under the program from restricting husbandry practices. This provision could prevent restricting those practices to benefit other natural resources.
FMMP (Government Code Section 65570, PRC Section 612)	Under the FMMP, the Department of Conservation assesses the location, quality, and quantity of agricultural lands and conversion of these lands over time. Agricultural designations include the categories of Prime Farmland, Farmland of Statewide Importance, Unique Farmland, Farmland of Local Importance, Grazing Land, Urban and Built-Up Land, and Other Land.
State Lands Commission Significant Land Inventory	<p>The State Lands Commission is responsible for managing lands owned by the State, including lands that the State has received from the federal government.</p> <p>These lands total more than 4 million acres and include tide and submerged lands, swamp and overflow lands, the beds of navigable waterways, and State School Lands. The State Lands Commission has a legal responsibility for, and a strong interest in, protecting the ecological and Public Trust values associated with the State's sovereign lands, including the use of these lands for habitat preservation, open space, and recreation. Projects located within these lands would be subject to the State Lands Commission permitting process.</p>
Local	
Open Space Element (Government Code Section 65300 et seq.)	State law requires each city and county to adopt a general plan containing at least seven mandatory elements including an open space element. The open space element identifies open space resources in the community and strategies for protection and preservation of these resources. Agricultural and forested lands are among the land use types identified as open space in general plans.
Zoning	The city or county zoning code is the set of detailed requirements that implement the general plan policies at the level of the individual parcel. The zoning code presents standards for different land uses and identifies which land uses (e.g., agriculture, residential, commercial, industrial) are allowed in the various zoning districts of the jurisdiction. Since 1971, State law has required the city or county zoning code to be consistent with the jurisdiction's general plan, except in charter cities.
Source: California Air Resources Board. 2020, June 23. Final Environmental Analysis for the Proposed Advanced Clean Trucks Rule Regulation. https://ww3.arb.ca.gov/regact/2019/act2019/finalea.pdf	

3.5.3 Biological Resources

The existing setting for ~~aesthetic~~ biological resources impacts is discussed beginning on pages A-137 of Attachment A of the CARB ACT Regulation Final EA. The state's geography and topography have created distinct local climates ranging from high rainfall in northwestern mountains to the driest place in North America, Death Valley. North to south, the state extends for almost 800 miles, bridging the temperate rainforests in the Pacific Northwest and the subtropical arid deserts of Mexico. Many parts of the state experience Mediterranean weather patterns, with cool, wet winters and hot, dry summers. Summer rain is indicative of the eastern mountains and deserts, driven by the western margin of the North American monsoon. Along the northern coast abundant precipitation and ocean air produces foggy, moist conditions. High mountains have cooler conditions, with a deep winter snowpack in normal climate years. Desert conditions exist in the rain shadow of the mountain ranges.

While the state is largely considered to have a Mediterranean climate, it can be further subdivided into six major climate types: Desert, Marine, Cool Interior, Highland, Steppe, and Mediterranean. California deserts, such as the Mojave, are typified by a wide range of elevation with more rain and snow in the high ranges, and hot, dry conditions in valleys. Cool Interior and Highland climates can be found on the Modoc Plateau, Klamath, Cascade, and Sierra ranges. Variations in slope, elevation, and aspect of valleys and mountains result in a range of microclimates for habitats and wildlife. For example, the San Joaquin Valley, exhibiting a Mediterranean climate, receives sufficient springtime rain to support grassland habitats, while still remaining hot and relatively dry in summer. Steppe climates include arid, shrub-dominated habitats that can be found in the Owens Valley, east of the Sierra Nevada, and San Diego, located in coastal southern California.

The Marine climate has profound influence over terrestrial climates, particularly near the coast. Additionally, the state is known for variability in precipitation because of the El Niño-Southern Oscillation (ENSO) and the Pacific Decadal Oscillation (PDO). Oscillations are the cyclical shifting of high- and low-pressure systems, as evidenced by the wave pattern of the jet stream in the northern hemisphere. The ENSO is the cycle of air pressure systems influenced by the location of warm and cold sea temperatures. El Niño events occur when waters are warmer in the eastern Pacific Ocean, typically resulting in greater precipitation in southern California and less precipitation in northern California, and La Niña events occur when waters are colder in the eastern Pacific, resulting in drier than normal conditions in southern California and wetter conditions in northern California during late summer and winter. The warmer ocean temperatures associated with El Niño conditions also result in decreased upwelling in the Pacific Ocean.

California has the highest numbers of native and endemic plant species of any state, with approximately 6,500 species, subspecies, and varieties of plants, representing 32 percent of all vascular plants in the United States. Nearly one-third of the state's plant species are endemic, and California has been recognized as one of 34 global hotspots for plant diversity. Within the California Floristic Province, which encompasses the Mediterranean area of Oregon, California, and northwestern Baja, 2,124 of the 3,488 species are endemic, representing a 61 percent rate of endemism. Over 200 species, subspecies, and varieties of native plants are designated as rare, threatened, or endangered by state law, and over 2,000 more plant taxa are considered to be of conservation concern.

California has a large number of animal species, representing a substantial proportion of the wildlife species nationwide. The state's diverse natural communities provide a wide variety of

habitat conditions for wildlife. The state’s wildlife species include approximately 100 reptile species, 75 amphibian species, 650 bird species, and 220 mammal species. Additionally, 48 mammals, 64 birds, 72 amphibians and reptiles, and 20 freshwater fish live in California and nowhere else.

California exhibits a wide range of aquatic habitats—from the Pacific Ocean to isolated hillside seeps, to desert oases that support both water-dependent species and provide essential seasonal habitat for terrestrial species. Perennial and ephemeral rivers and streams, riparian areas, vernal pools, and coastal wetlands support a diverse array of flora and fauna, including 150 animal and 52 plant species that are designated special-status species. The California Natural Diversity Database identifies 123 different aquatic habitat-types in California, based on fauna. Of these, 78 are stream habitat-types located in seven major drainage systems: Klamath, Sacramento-San Joaquin, North/Central Coast, Lahontan, Death Valley, South Coast, and Colorado River systems. These drainage systems are geologically separated and contain distinctive fishes and invertebrates. California has approximately 70 native resident and anadromous fish species, and 72 percent of the native freshwater fishes in California are either listed or possible candidates for listing as threatened or endangered, or are extinct.

3.5.3.1 Regulatory Setting

Applicable laws and regulations associated with biological resources are discussed in Table 3.5-3.

Table 3.5-3
Applicable Laws and Regulations for Biological Resources

Applicable Regulations	Description
Federal	
Federal Endangered Species Act (ESA) (16 USC Section 1531 et seq.)	The ESA designates and provides for protection of threatened and endangered plant and animal species, and their critical habitat. Two sections of the ESA address take of threatened and endangered species. Section 7 covers actions that would result in take of a federally-listed species and have a federal discretionary action. Section 10 regulates actions that would result in take of threatened or endangered species and a non-federal agency is the lead agency for the action. Section 10 of the ESA requires preparation of a habitat conservation plan (HCP). More than 430 HCPs have been approved nationwide (U.S. Fish and Wildlife Service).
Migratory Bird Treaty Act (MBTA) (16 USC Section 703 et seq.)	The MBTA makes it unlawful to take or possess any migratory nongame bird (or any part of such migratory nongame bird) as designated under the MBTA.

Table 3.5-3
Applicable Laws and Regulations for Biological Resources

Applicable Regulations	Description
Clean Water Act (CWA) (33 USC Section 1251 et seq.)	The CWA requires the permitting and monitoring of all discharges to surface water bodies. Section 404 requires a permit from the U.S. Army Corps of Engineers (USACE) for a discharge from dredged or fill materials into Waters of the U.S., including wetlands. Section 401 requires a permit from a regional water quality control board (RWQCB) for the discharge of pollutants. By federal law, every applicant for a federal permit or license for an activity that may result in a discharge into a California water body, including wetlands, must request State certification that the proposed activity would not violate State and federal water quality standards.
Rivers and Harbors Act of 1899	The Rivers and Harbors Act requires a permit or letter of permission from USACE prior to any work being completed within navigable waters.
U.S EPA Section 404 (b)(1) Guidelines	Section 404 requires USACE to analyze alternatives in a sequential approach such that USACE must first consider avoidance and minimization of impacts to the extent practicable to determine whether a proposed discharge can be authorized.
California Desert Conservation Area (CDCA) Plan	The CDCA Plan comprises one of two national conservation areas established by Congress in 1976. The FLPMA outlines how BLM would manage public lands. Congress specifically provided guidance for the management of the CDCA Plan and directed the development of the 1980 CDCA Plan.
Federal Noxious Weed Act of 1974 (P.L. 93-629) (7 USC 2801 et seq.; 88 Stat. 2148)	The Federal Noxious Weed Act establishes a federal program to control the spread of noxious weeds. Authority is given to the Secretary of Agriculture to designate plants as noxious weeds by regulation, and the movement of all such weeds in interstate or foreign commerce was prohibited except under permit.
Executive Order 13112, “Invasive Species,” February 3, 1999	Executive Order 13112 mandates that federal agencies take actions to prevent the introduction of invasive species, provide for their control, and minimize the economic, ecological, and human health impacts that invasive species cause.
Executive Order 11988, “Floodplain Management,” May 24, 1977	Executive Order 11988 requires federal agencies to avoid to the extent possible the long- and short-term adverse impacts associated with the occupancy and modification of flood plains and to avoid direct and indirect support of floodplain development wherever there is a practicable alternative.
Executive Order 11990, “Protection of Wetlands,” May 24, 1977	Executive Order 11990 requires all federal agencies to consider wetland protection as an important part of their policies and take action to minimize the destruction, loss, or degradation of wetlands, and to preserve and enhance the natural and beneficial values of wetlands.

Table 3.5-3
Applicable Laws and Regulations for Biological Resources

Applicable Regulations	Description
Executive Order 13186, “Responsibilities of Federal Agencies to Protect Migratory Birds,” January 10, 2001	Executive Order 13186 requires that each federal agency taking actions that have, or are likely to have, a measurable negative effect on migratory bird populations develop and implement a Memorandum of Understanding (MOU) with USFWS that shall promote the conservation of migratory bird populations.
Bald and Golden Eagle Protection Act (16 USC Section 668 et seq.)	The Bald and Golden Eagle Protection Act declares it is illegal to take, possess, sell, purchase, barter, offer to sell or purchase or barter, transport, export or import a bald or golden eagle, alive or dead, or any part, nest or egg of these eagles unless authorized. Active nest sites are also protected from disturbance during the breeding season.
BLM Manual 6840 — Special Status Species Management	This policy establishes special status species policy on BLM land for plant and animal species and the habitats on which they depend. The policy refers to species designated by the BLM State Director as sensitive.
Listed Species Recovery Plans and Ecosystem Management Strategies	These plans and strategies provide guidance for the conservation and management of sufficient habitat to maintain viable populations of listed species and ecosystems. Relevant examples include, but are not limited to, the Desert Tortoise Recovery Plan, Flat-Tailed Horned Lizard Rangeland Management Strategy; Amargosa Vole Recovery Plan; and Recovery Plan for Upland Species of the San Joaquin Valley.
State	
California Endangered Species Act of 1984 (Fish and Game Code, Section 2050 et seq.)	Protects California’s rare, threatened, and endangered species.
Natural Community Conservation Planning (NCCP) Act 1991 (Fish and Game Code, Section 2800 et seq.)	The primary objective of the NCCP Act is to conserve natural communities at the ecosystem level while accommodating compatible land use. An NCCP identifies and provides for the regional or area-wide protection of plants, animals, and their habitats, while allowing compatible and appropriate economic activity. There are currently 23 NCCPs that have been adopted or are in progress in California.
Porter-Cologne Water Quality Control Act (Water Code Sections 13000 et seq.)	The Porter-Cologne Water Quality Control Act requires that each of the nine RWQCBs prepare and periodically update basin plans for water quality control. Each basin plan sets forth water quality standards for surface water and groundwater and actions to control nonpoint and point sources of pollution to achieve and maintain these standards.
Keene-Nejedly California Wetlands Preservation Act (PRC Section 5810 et seq.)	California has established a successful program of regional, cooperative efforts to protect, acquire, restore, preserve, and manage wetlands. These programs include, but are not limited to, the Central Valley Habitat Joint Venture, the San Francisco Bay Joint Venture, the Southern California Wetlands Recovery Project, and the Inter-Mountain West Joint Venture.

Table 3.5-3
Applicable Laws and Regulations for Biological Resources

Applicable Regulations	Description
California Wilderness Act (PRC Section 5093.30 et seq.)	The California Wilderness Act establishes a California wilderness preservation system that consists of State-owned areas to be administered for the use and enjoyment of the people in such manner as will leave them unimpaired for future use and enjoyment as wilderness, provide for the protection of such areas, preserve their wilderness character, and provide for the gathering and dissemination of information regarding their use and enjoyment as wilderness.
Significant Natural Areas (Fish and Game Code Section 1930 et seq.)	This policy designates certain areas such as refuges, natural sloughs, riparian areas, and vernal pools as significant wildlife habitat.
Protection of Birds and Nests (Fish and Game Code Sections 3503 and 3503.5)	These policies protect California's birds by making it unlawful to take, possess, or needlessly destroy the nest or eggs of any bird. Raptors (e.g., hawks and owls) are specifically protected.
Migratory Birds (Fish and Game Code Section 3513)	This policy protects California's migratory birds by making it unlawful to take or possess any migratory nongame bird as designated in the MBTA or any part of such migratory nongame birds.
Fur-bearing Mammals (Fish and Game Code Sections 4000 and 4002)	This policy lists fur-bearing mammals require a permit for take.
Fully Protected Species (Fish and Game Code Sections 3511, 4700, 5050, and 5515)	These policies identify several amphibian, reptile, fish, bird, and mammal species that are Fully Protected. CDFW cannot issue a take permit for these species, except for take related to scientific research.
CEQA Guidelines Section 15380	CEQA defines rare species more broadly than the definitions for species listed under the State and federal Endangered Species Acts. Under Section 15830, species not protected through State or federal listing but nonetheless demonstrable as "endangered" or "rare" under CEQA should also receive consideration in environmental analyses. Included in this category are many plants considered rare by the California Native Plant Society and some animals on the CDFW's Special Animals List.
Oak Woodlands (PRC Section 21083.4)	This policy requires counties to determine if a project within their jurisdiction may result in conversion of oak woodlands that would have a significant adverse effect on the environment. If the lead agency determines that a project would result in a significant adverse effect on oak woodlands, mitigation measures to reduce the significant adverse effect of converting oak woodlands to other land uses are required.

Table 3.5-3
Applicable Laws and Regulations for Biological Resources

Applicable Regulations	Description
Lake and Streambed Alteration Agreement (Fish and Game Code section 1600 et seq.)	This policy regulates activities that may divert, obstruct, or change the natural flow or the bed, channel, or bank of any river, stream, or lake in California designated by CDFW in which there is at any time an existing fish or wildlife resource or from which these resources derive benefit. Impacts to vegetation and wildlife resulting from disturbances to waterways are also reviewed and regulated during the permitting process.
California Desert Native Plants Act of 1981 (Food and Agricultural Code Section 80001 et seq. and California Fish and Game Code sections 1925-1926)	The California Desert Native Plants Act protects non-listed California desert native plants from unlawful harvesting on both public and private lands in Imperial, Inyo, Kern, Los Angeles, Mono, Riverside, San Bernardino, and San Diego counties. Unless issued a valid permit, wood receipt, tag, and seal by the commissioner or sheriff, harvesting, transporting, selling, or possessing specific desert plants is prohibited.
Food and Agriculture Code Section 403	CDFA is designated to prevent the introduction and spread of injurious insect or animal pests, plant diseases, and noxious weeds.
Noxious Weeds (Title 3, CCR Section 4500)	List of plant species that are considered noxious weeds.
Local	
Various City and County General Plans	General plans typically designate areas for land uses, guiding where new growth and development should occur while providing a plan for the comprehensive and long-range management, preservation, and conservation of and natural resources and open-space lands.
Various Local Ordinances	Local ordinances provide regulations for proposed projects for activities such as grading plans, erosion control, tree removal, protection of sensitive biological resources and open space.
Source: California Air Resources Board. 2020, June 23. Final Environmental Analysis for the Proposed Advanced Clean Trucks Rule Regulation. https://ww3.arb.ca.gov/regact/2019/act2019/finalea.pdf	

3.5.4 Cultural Resources

The existing setting for ~~aesthetic~~ cultural resources impacts is discussed beginning on pages A-142 of Attachment A of the CARB ACT Regulation Final EA. Cultural resources include archaeological sites of prehistoric or historic origin, built or architectural resources older than 50 years, traditional or ethnographic resources, and fossil deposits of paleontological importance. America has a cultural heritage that dates to some 25,000 to 60,000 years ago, when the first known inhabitants of the land that would eventually become the U.S. crossed the Bering Land Bridge into Alaska.

All areas within the U.S. have the potential for yielding yet-undiscovered archaeological and paleontological resources and undocumented human remains not interred in cemeteries or marked

formal burials. These resources have the potential to contribute to our knowledge of the fossil record or local, regional, or national prehistory or history.

Archaeological resources include both prehistoric and historic remains of human activity. Built-environment resources include an array of historic buildings, structures, and objects serving as a physical connection to America's past. Traditional or ethnographic cultural resources may include Native American sacred sites and traditional resources of any ethnic community that are important for maintaining the cultural traditions of any group. "Historical resources" is a term with defined statutory meaning and includes any prehistoric or historic archaeological site, district, built environment resource, or traditional cultural resource recognized as historically or culturally significant (PRC Section 21084.1; CEQA Guidelines Section 15064.5(a)).

Paleontological resources, including mineralized, partially mineralized, or unmineralized bones and teeth, soft tissues, shells, wood, leaf impressions, footprints, burrows, and microscopic remains, are more than 5,000 years old and occur mainly in Pleistocene or older sedimentary rock units.

3.5.4.1 Prehistoric Overview

California was occupied by different prehistoric cultures dating to at least 12,000 to 13,000 years ago. Evidence for the presence of humans during the Paleoindian Period prior to about 8,000 years ago is relatively sparse and scattered throughout the state; most surface finds of fluted Clovis or Folsom projectile points or archaeological sites left by these highly mobile hunter-gatherers are associated with Pleistocene lakeshores, the Channel Islands, or the central and southern California coast. Archaeological evidence from two of the Northern Channel Islands located off the coast from Santa Barbara indicates the islands were colonized by Paleoindian peoples at least 12,000 years ago, likely via seaworthy boats. By 10,000 years ago, inhabitants of this coastal area were using fishhooks, weaving cordage and basketry, hunting marine mammals and sea birds, and producing ornamental shell beads for exchange with people living in the interior of the state. This is the best record of early maritime activity in the Americas, and combined with the fluted points, indicates California was colonized by both land and sea during the Paleoindian period.

With climate changes between 10,000 and 7,000 years ago at the end of the Pleistocene and into the early Holocene, Lower Archaic peoples adjusted to the drying of pluvial lakes, rise in sea level, and substantial alterations in vegetation communities. Approximately 6,000 years ago, vegetation communities like those of the present were established in the majority of the state, while the changes in sea level also affected the availability of estuarine resources. The archaeological record indicates subsistence patterns during the Lower Archaic and subsequent Middle Archaic Period shifted to an increased emphasis on plant resources, as evidenced by an abundance of milling implements in archaeological sites dating between 8,000 and 3,000 years ago.

Approximately 3,000 years ago, during the Upper Archaic and Late Prehistoric Periods, the complexity of the prehistoric archaeological record reflects increases in specialized adaptations to locally available resources such as acorns and salmon, in permanently occupied settlements, and in the expansion of regional populations and trade networks. During the Upper Archaic, marine shell beads and obsidian continued to be the hallmark of long-distance trade and exchange networks developed during the preceding period. Large shell midden/mounds at coastal and inland sites in central and southern California, for example, attest to the regular reuse of these locales over hundreds of years or more from the Upper Archaic into the Late Prehistoric period. In the San Francisco Bay region alone, over 500 shell mounds were documented in the early 1900s.

Changes in the technology used to pursue and process resources are some of the hallmarks of the Late Prehistoric period. These include an increase in the prevalence of mortars and pestles, a diversification in types of watercraft and fishhooks, and the earliest record for the bow and arrow in the state that occurs in both the Mojave Desert and northeast California nearly 2,000 years ago. The period also witnessed the beginning of ceramic manufacture in the southeast desert region, southwest Great Basin, and parts of the Central Valley.

During the Late Prehistoric period, the development of social stratification and craft specialization accompanied the increase in sedentism, as indicated by the variety of artifacts, including bone tools, coiled and twined basketry, obsidian tools, marine shell beads, personal ornaments, pipes, and rattles; by the use of clamshell disk beads and strings of dentalium shell as a form of currency; and by variation in burial types and associated grave goods. Pictographs, painted designs that are likely less than 1,000 years old, and other non-portable rock art created during this period likely had a religious or ceremonial function. Osteological evidence points to intergroup conflict and warfare in some regions during this period, and there also appears to have been a decline or disruption in the long-distance trade of obsidian and shell beads approximately 1,200 years ago in parts of the state.

3.5.4.2 *Ethnographic Overview*

At the time of European contact, California was the home of approximately 310,000 indigenous peoples with a complex of cultures distinguished by linguistic affiliation and territorial boundaries. At least 70 distinct native Californian cultural groups, with even more subgroups, inhabited the vast lands within the state. The groups and subgroups spoke between 74 and 90 languages, plus a large number of dialects.

In general, these mainly sedentary, complex hunter-gatherer groups of indigenous Californians shared similar subsistence practices (hunting, fishing, and collecting plant foods), settlement patterns, technology, material culture, social organization, and religious beliefs. Permanent villages were situated along the coast, interior waterways, and near lakes and wetlands. Population density among these groups varied, depending mainly on availability and dependability of local resources, with the highest density of people in the northwest coast and Santa Barbara Channel areas and the least in the state's desert region. Networks of foot trails were used to connect groups to hunting or plant gathering areas, rock quarries, springs or other water sources, villages, ceremonial places, or distant trade networks.

The social organization of California's native peoples varied throughout the state, with villages or political units generally organized under a headman who was also the head of a lineage or extended family or achieved the position through wealth. For some groups, the headman also functioned as the religious ceremonial leader. Influenced by their Northwest Coast neighbors, the differential wealth and power of individuals was the basis of social stratification and prestige between elites and commoners for the Chilula, Hupa, Karok, Tolowa, Wiyot, and Yurok in the northwest corner of the state. Socially complex groups were also located along the southern California coast where differential wealth resulted in hierarchical classes and hereditary village chiefs among the Chumash, Gabrielino, Juaneño, and Luiseño.

At the time of Spanish colonialization, there were numerous religious practices among native Californian groups. Many of the indigenous groups in the north-central part of the state practiced the Kuksu cult, practicing ceremonies and dances with a powerful shaman as the leader. Log drums, flutes, rattles, and whistles accompanied the elaborate ceremonial dances. The World

Renewal cult in the northwestern corner of the state extended as far north as Alaska and was funded by the wealthy class. It entailed a variety of annual rites to prevent natural disasters and maintain natural resources and individual health. The Toloache cult was widespread in central and southern California and involved the use of narcotic plant materials (commonly known as datura or jimsonweed) to facilitate the acquisition of power. On the southern coast among Takic-speaking groups, the basis of Gabrielino, Juaneño and Luiseño religious life was the Chinigchinich cult, which appeared to have developed from the Toloache cult. Chinigchinich, the last of a series of heroic mythological figures, gave instruction on laws and institutions, taught people how to dance, and later withdrew into heaven where he rewarded the faithful and punished those who disobeyed his laws. The Chinigchinich religion seems to have been relatively new when the Spanish arrived, and could have been influenced by Christianity.

Trade and exchange networks were a significant part of the economy and social organization among California's Native American groups. Obsidian, steatite, beads, acorns, baskets, animal skins, and dried fish were among the variety of traded commodities. Inland groups supplied obsidian from sources along the Sierra Nevada Mountains, in Napa Valley, and in the northeast corner of the state. Coastal groups supplied marine shell beads, ornaments, and marine mammal skins. In addition to trading specific items, clamshell disk beads made from two clam species available on the Pacific coast were widely used as a form of currency. In northwestern California, groups used strings of dentalium shell as currency.

The effect of Spanish settlement and missionization in California marks the beginning of a devastating disruption of native culture and life ways, with forced population movements, loss of land and territory (including traditional hunting and gathering locales), enslavement, and decline in population numbers from disease, malnutrition, starvation, and violence during the historic period. In the 1830s, foreign disease epidemics swept through the densely populated Central Valley, adjacent foothills, and North Coast Ranges, decimating indigenous populations ~~number~~. By 1850, with their lands, resources, and way of life being overrun by the steady influx of non-native people during the Gold Rush, California's native population was reduced to about 100,000. By 1900, there were only 20,000, or less than 7 percent of the pre-contact number. Existing reservations were created in California by the federal government beginning in 1858 but encompass only a fraction of native lands.

In 2018, the Native American population in California was estimated at over 672,123 (U.S. Census Bureau). Although acknowledged as non-federally recognized California Native American tribes on the contact list maintained by the Native American Heritage Commission (NAHC), many groups continue to await federal tribal status recognition. There are currently 164 federally and non-federally recognized tribes within the state. Members of these tribes have specific cultural beliefs and traditions with unique connections to areas of California that are their ancestral homelands.

3.5.4.3 Historic Overview

Post-contact history for the state is generally divided into the Spanish period (1769–1822), Mexican period (1822–1848), and American period (1848–present). The establishment of Fort Ross by Alaska-based Russian traders also influenced post-contact history for a short period (1809–1841) in the region north of San Francisco Bay. Although there were brief visits along the Pacific coast by European explorers (Spanish, Russian, and British) between 1529 and 1769 of the territory claimed by Spain, the expeditions did not journey inland.

3.5.4.3.1 *Spanish Period (1769–1822)*

Spain's colonization of California began in 1769 with the overland expeditions from San Diego to San Francisco Bay by Lt. Colonel Gaspar de Portolá, and the establishment of a mission and settlement at San Diego. Between 1769 and 1823, the Spanish and the Franciscan Order established a series of 21 missions paralleling the coast along El Camino Real between San Diego and Sonoma (Rolle, 1969). Between 1769 and 1782, Spain built four presidios (i.e., San Diego, Monterey, San Francisco, and Santa Barbara) to protect the missions, and by 1871 had established two additional pueblos at Los Angeles and San José.

Under Spanish law, large tracts of land, including cattle ranches and farms, fell under the jurisdiction of the missions. Native Americans were removed from their traditional lands, converted to Christianity, concentrated at the missions, and used as labor on the mission farms and ranches. Since the mission friars had civil as well as religious authority over their converts, they held title to lands in trust for indigenous groups. The lands were to be repatriated once the native peoples learned Spanish laws and culture.

3.5.4.3.2 *Russian Period (1809–1841)*

In 1809, Russian fur traders started exploring the northern California coast with the goal of hunting sea otters and farming to support their settlements in Alaska. The first Russian settlement was established in 1811 and 1812 by the Russian-American Fur Company to protect the lucrative marine fur trade and to grow produce for their Alaskan colonies. Not all Russians stayed in California for the fur trade, partly due to declined sea otter population and also to settler resistance.

3.5.4.3.3 *Mexican Period (1822–1848)*

Following independence from Spain in 1822, the economy during the Mexican period depended on the extensive rancho system, carved from the former Franciscan missions and at least 500 land grants awarded in the state's interior to Mexican citizens. Captain John Sutter, who became a Mexican citizen, received the two largest land grants in the Sacramento Valley. In 1839, Sutter founded the trading and agricultural empire named New Helvetia that was headquartered at Sutter's Fort, near the confluence of the Sacramento and American Rivers in today's City of Sacramento.

Following adoption of the Secularization Act of 1833, the Mexican government privatized most Franciscan lands, including holdings of their California missions. Although secularization schemes had called for redistribution of lands to Native American neophytes who were responsible for construction of the mission empire, the vast mission lands and livestock holdings were instead redistributed by the Mexican government through several hundred land grants to private, non-indigenous ranchers. Most Native American converts returned to traditional lands that had not yet been colonized or found work with the large cattle ranchos being carved out of the mission lands.

3.5.4.3.4 *American Period (1848–present)*

In 1848, shortly after California became a territory of the U.S. with the signing of the Treaty of Guadalupe Hidalgo ending Mexican rule, gold was discovered on the American River at Sutter's Mill in Coloma. The resulting Gold Rush era influenced the history of the state, the nation, and the world. Thousands of people flocked to the gold fields in the Mother Lode region that stretches along the western foothills of the Sierra Nevada Mountains, and to the areas where gold was also discovered in other parts of the state, such as the Klamath and Trinity River basins. In 1850, California became the 31st state, largely as a result of the Gold Rush.

3.5.4.4 Paleontological Setting

California's fossil record is exceptionally prolific with abundant specimens representing a diverse range of marine, lacustrine, and terrestrial organisms recovered from Precambrian rocks as old as a billion years to as recent as 6,000-year-old Holocene deposits. These fossils provide key data for charting the course of the evolution or extinction of a variety of life on the planet, both locally and internationally. Paleontological specimens also provide key evidence for interpreting paleoenvironmental conditions, sequences and timing of sedimentary deposition, and other critical components of the earth's geologic history. Fossils are considered our most significant link to the biological prehistory of the earth.

Because the majority of the state was underwater until the Tertiary period, marine fossils older than 65 million years are not common and are exposed mainly in the mountains along the border with Nevada and the Klamath Mountains, and Jurassic shales, sandstones, and limestones are exposed along the edges of the Central Valley, portions of the Coast, Transverse, and Peninsular Ranges and the Mojave and Colorado Deserts. Some of the oldest fossils in the state, extinct marine vertebrates called conodonts, have been identified at Anza-Borrego Desert State Park in Ordovician sediments dating to circa 450 million years ago. Limestone outcrops of Pennsylvanian and Permian in the Providence Mountains State Recreation Area contain a variety of marine life, including brachiopods, fusulinids, and crinoids, that lived some 300 to 250 million years ago.

Fossils from the Jurassic sedimentary layers in San Joaquin, San Luis Obispo, and Stanislaus counties include ammonites, bivalves, echinoderms, and marine reptiles, all of which were common in the coastal waters. Gymnosperms (seed-bearing plants) such as cycads, conifers, and ginkgoes are preserved in terrestrial sediments from this period, evidence that the Jurassic climate was warm and moderately wet. In the great Central Valley, marine rocks record the position of the Cretaceous shoreline as the eroded ancestral Sierra Nevada sediments were deposited east of the rising Coast Ranges and became the rock layers of the Sacramento and San Joaquin valleys. These Cretaceous sedimentary deposits have yielded abundant fossilized remains of plants, bivalves, ammonites, and marine reptiles.

Along coastal southern California where steep coastal mountains plunged into the warm Pacific Ocean, an abundance of fossil marine invertebrates, such as ammonites, nautilus, tropical snails, and sea stars, have been found in today's coastal and near-coastal deposits from the Cretaceous Period. A rare, armored dinosaur fossil dated to about 75 million years ago during the Cretaceous was discovered in San Diego County during a highway project. It is the most complete dinosaur skeleton ever found in California. The lack of fossil remains of the majority of earth's large vertebrates, particularly terrestrial, marine, and flying reptiles (dinosaurs, ichthyosaurs, mosasaurs, plesiosaurs, and pterosaurs), as well as many species of terrestrial plants, after the end of the Cretaceous and the start of the Tertiary periods 65 million years ago (the K-T boundary) attests to their abrupt extinction.

3.5.4.5 Regulatory Setting

Applicable laws and regulations associated with cultural resources are discussed in Table 3.5-4.

Table 3.5-4
Applicable Laws and Regulations for Cultural Resources

Applicable Regulations	Description
Federal	
NHPA of 1966	The NHPA requires federal agencies to consider the preservation of historic and prehistoric resources. The NHPA authorizes the Secretary of the Interior to expand and maintain a National Register of Historic Places (NRHP), and it establishes an Advisory Council on Historic Preservation as an independent federal entity. Section 106 of the NHPA requires federal agencies to consider the effects of their undertakings on historic properties and afford the Advisory Council on Historic Preservation a reasonable opportunity to comment on the undertaking prior to licensing or approving the expenditure of funds on any undertaking that may affect properties listed, or eligible for listing, in the NRHP.
National Environmental Policy Act (NEPA) of 1969	NEPA requires federal agencies to foster environmental quality and preservation. Section 101(b)(4) declares that one objective of the national environmental policy is to “preserve important historic, cultural, and natural aspects of our national heritage.” For major federal actions significantly affecting environmental quality, federal agencies must prepare, and make available for public comment, an environmental impact statement.
Archaeological Resources Protection Act of 1979 (NRPA) (16 USC Sections 470aa–470ii)	The NRPA requires a permit for any excavation or removal of archaeological resources from public lands or Indian lands. The statute provides both civil and criminal penalties for violation of permit requirements and for excavation or removal of protected resources without a permit.
Native American Graves Protection and Repatriation Act of 1990 (NAGPRA) (PL 101–601) (25 USC Section 3001 et seq.)	The NAGPRA vests ownership or control of certain human remains and cultural items excavated or discovered on federal or tribal lands, in designated Native American tribes, organizations, or groups. The NAGPRA further requires notification of the appropriate Secretary or other head of any federal agency upon the discovery of Native American cultural items on federal or tribal lands; proscribes trafficking in Native American human remains and cultural items; requires federal agencies and museums to compile an inventory of Native American human remains and associated funerary objects, and to notify affected Indian tribes of this inventory; and provides for the repatriation of Native American human remains and specified objects possessed or controlled by federal agencies or museums.

Table 3.5-4
Applicable Laws and Regulations for Cultural Resources

Applicable Regulations	Description
Advisory Council Regulation, Protection of Historic Properties (36 CFR Part 800)	This regulation establishes procedures for compliance with Section 106 of the NHPA. These regulations define the Criteria of Adverse Effect, define the role of State Historic Preservation Officer (SHPO) in the Section 106 review process, set forth documentation requirements, and describe procedures to be followed if significant historic properties are discovered during implementation of an undertaking. Prehistoric and historic resources deemed significant (i.e., eligible for listing in the NRHP, per 36 CFR 60.4) must be considered in project planning and construction. The responsible federal agency must submit any proposed undertaking that may affect NRHP-eligible properties to the SHPO for review and comment prior to project approval.
National Park Service Regulations, NRHP (36 CFR Part 60)	These regulations set forth procedures for nominating properties to the NRHP and present the criteria to be applied in evaluating the eligibility of historic and prehistoric resources for listing in the NRHP.
Archaeology and Historic Preservation; Secretary of the Interior's Standards and Guidelines (Federal Register (FR) 190:44716–44742)	Non-regulatory technical advice about the identification, evaluation, documentation, study, and other treatment of cultural resources. Notable in these Guidelines are the “Standards for Archaeological Documentation” (p. 44734) and “Professional Qualifications Standards for Archaeology” (pp. 44740–44741).
American Indian Religious Freedom Act of 1978	The American Indian Religious Freedom Act pledges to protect and preserve the traditional religious rights of American Indians, Aleuts, Eskimos, and Native Hawaiians. Before the act was passed, certain federal laws interfered with the traditional religious practices of many American Indians. The Act establishes a national policy that traditional Native American practices and beliefs, sites (and right of access to those sites), and the use of sacred objects shall be protected and preserved.
Department of Transportation Act of 1966 Section 4(f)	Section 4(f) of the Act requires a comprehensive evaluation of all environmental impacts resulting from federal-aid transportation projects administered by the Federal Housing Administration (FHA), Federal Transit Administration (FTA), and Federal Aviation Administration (FAA) that involve the use—or interference with use—of several types of land: public park lands, recreation areas, and publicly or privately owned historic properties of federal, state, or local significance. The Section 4(f) evaluation must be sufficiently detailed to permit the U.S. Secretary of Transportation to determine that there is no feasible and prudent alternative to the use of such land, in which case the project must include all possible planning to minimize harm to any park, recreation, wildlife and waterfowl refuge, or historic site that would result from the use of such lands. If there is a feasible and prudent alternative, a proposed project using Section 4(f) lands cannot

Table 3.5-4
Applicable Laws and Regulations for Cultural Resources

Applicable Regulations	Description
	be approved by the Secretary. Detailed inventories of the locations and likely impacts on resources that fall into the Section 4(f) category are required in project-level environmental assessments.
State	
Health and Safety Code Sections 7052 and 7050.5 and PRC Section 5097.98	Disturbance of human remains without the authority of law is a felony (Health and Safety Code Section 7052). According to State law (Health and Safety Code Section 7050.5; PRC Section 5097.98), if human remains are discovered or recognized in any location other than a dedicated cemetery, there shall be no further excavation or disturbance of the site or any nearby area reasonably suspected to overlie adjacent human remains until 1) the coroner of the county has been informed and has determined that no investigation of the cause of death is required; 2) and if the remains are of Native American origin, and if the descendants from the deceased Native Americans have made a recommendation to the landowner or the person responsible for the excavation work for means of treating or disposing of with appropriate dignity the human remains and any associated grave goods as provided in PRC Section 5097.98; or the Native American Heritage Commission was unable to identify a descendent or the descendent failed to make a recommendation within 24 hours after being notified by the Commission. According to the Health and Safety Code, six or more human burials at one location constitute a cemetery (Health and Safety Code Sections 8100 and 7003), and disturbance of Native American cemeteries is a felony (Health and Safety Code Section 7052). Section 7050.5 requires that construction or excavation be stopped near discovered human remains until the coroner can determine whether the remains are those of a Native American. If the remains are determined to be Native American, the coroner must contact the Native American Heritage Commission, who has jurisdiction over Native American remains (Health and Safety Code 7050.5(c); PRC Section 5097.98).
CEQA (Guidelines Section 15380)	CEQA requires that public agencies financing or approving public or private projects must assess the effects of the project on cultural resources. Furthermore, it requires that, if a project results in significant impacts on important cultural resources, alternative plans or mitigation measures must be considered; only significant cultural resources, however, need to be addressed. Thus, prior to the development of mitigation measures, the importance of cultural resources must be determined.
Assembly Bill (AB) 52 (Statutes of 2014)	AB 52 (Gatto, Chapter 532, Statutes of 2014) recognizes that tribal sovereignty and the unique relationship of California local governments and public agencies with California Native American tribal governments, while respecting the interests and roles of project proponents. This requires specific consultation processes for project review and approval.

Table 3.5-4
Applicable Laws and Regulations for Cultural Resources

Applicable Regulations	Description
Local	
City/County General Plans	Policies, goals, and implementation measures in county or city general plans may contain measures applicable to cultural and paleontological resources. In addition to the enactment of local and regional preservation ordinances, CEQA requires that resources included in local registers be considered (local register of historical resources is defined in PRC Section 5020.1(k)). Therefore, local county and municipal policies, procedures, and zoning ordinances must be considered in the context of project-specific undertakings. Cultural resources are generally discussed in either the open space element or the conservation element of the general plan. Many local municipalities include cultural resources preservation elements in their general plans that include some mechanism pertaining to cultural resources in those communities. In general, the sections pertaining to archaeological and historical properties are put in place to afford the cultural resources a measure of local protection. The policies outlined in the individual general plans should be consulted prior to any undertaking or project.
Cooperative Agreements Among Agencies	Cooperative agreements among land managing agencies (BLM, National Park Service, U.S. Forest Service, California State Parks, Bureau of Indian Affairs, Department of Defense, and others) the State Historic Preservation Office and the Advisory Council on Historic Preservation may exist and will need to be complied with on specific projects. In addition, certain agencies have existing Programmatic Agreements requiring permits (California Public Utilities Commission (CPUC), BLM) to complete archaeological investigations and employ the Secretary of Interior's Professional Qualification Standards and Guidelines (36 CFR Part 61).
Source: California Air Resources Board. 2020, June 23. Final Environmental Analysis for the Proposed Advanced Clean Trucks Rule Regulation. https://ww3.arb.ca.gov/regact/2019/act2019/finalea.pdf	

3.5.5 Geology and Soils

The existing setting for ~~aesthetic~~ geology and soils impacts is discussed on pages A-158 of Attachment A of the CARB ACT Regulation Final EA. The state's topography is highly varied and includes 1,340 miles of seacoast, as well as high mountains, inland flat valleys, and deserts. Elevations in California range from 282 feet below sea level in Death Valley to 14,494 feet at the peak of Mount Whitney. The mean elevation of California is approximately 2,900 feet. The climate of California is as highly varied as its topography. Depending on elevation, proximity to the coast, and altitude, climate types include temperate oceanic, highland, sub-arctic, Mediterranean, steppe, and desert. Precipitation in California is highly variable year-to-year and across the state. The southeast deserts typically receive less than 5 inches a year, and the north coast can often receive up to 100 inches per year, averaging about 50 inches across the state.

Approximately 75 percent of the state's annual precipitation falls between October and April, primarily in the form of rain, except for high mountain elevations. Overall, northern California is

wetter than southern California, with most of the state's annual precipitation occurring in the northern coastal region.

3.5.5.1 Geology

Plate tectonics and climate have played major roles in forming California's dramatic landscape. California is located on the active western boundary of the North American continental plate in contact with the oceanic Pacific Plate and the Gorda Plate north of the Mendocino Triple Junction. The dynamic interactions between these three plates and California's climate are responsible for the unique topographic characteristics of California, including rugged mountain ranges, long and wide flat valleys, and dramatic coastlines. Tectonics and climate also have a large effect on the occurrence of natural environmental hazards, such as earthquakes, landslides, and volcanic formations.

Landslides. Landsliding or mass wasting is a common erosional process in California and has played an integral part in shaping the state's landscape. Typically, landslides occur in mountainous regions of the state, but they can also occur in areas of low relief, including coastal bluffs, along river and stream banks, and inland desert areas. Landsliding is the gravity-driven downhill mass movement of soil, rock, or both and can vary considerably in size, style and rate of movement, and type depending on the climate of a region, the steepness of slopes, rock type and soil depth, and moisture regime.

Earthquakes. Earthquakes are a common and unpredictable occurrence in California. The tectonic development of California began millions of years ago by a shift in plate tectonics that converted the passive margin of the North American plate into an active margin of compressional and translational tectonic regimes. This shift in plate tectonics continues to make California one of the most geomorphically diverse, active, and picturesque locations in the U.S. While some areas of California are more prone to earthquakes, such as northern, central, and southern coastal areas of California, all areas of California are prone to the effects of ground shaking due to earthquakes. While scientists have made substantial progress in mapping earthquake faults where earthquakes are likely to occur and predicting the potential magnitude of an earthquake in any particular region, they have been unable to precisely predict where or when an earthquake will occur and what its magnitude will be.

Tsunamis. Coastal communities around the circum-Pacific have long been prone to the destructive effects of tsunamis. Tsunamis are a series of long-period, high-magnitude ocean waves that are created when an outside force displaces large volumes of water. Throughout time, major subduction zone earthquakes in both the northern and southern hemispheres have moved the Earth's crust at the ocean bottom, sending vast amounts of waters into motion and spreading tsunami waves throughout the Pacific Ocean. Tsunamis can also occur from subareal and submarine landslides that displace large volumes of water. Subaerial landslide-generated tsunamis can be caused by seismically generated landslides, rock falls, rock avalanches, and eruption or collapse of island or coastal volcanoes. Submarine landslide-generated tsunamis are typically caused by major earthquakes or coastal volcanic activity. In contrast to a seismically generated tsunami, seismic seiches are standing waves that are caused by seismic waves traveling through a closed (lake) or semi-enclosed (bay) body of water. Due to the long-period seismic waves that originate after an earthquake, seiches can be observed several thousand miles away from the origin of the earthquakes. Small bodies of water, including lakes and ponds, are especially vulnerable to seismic seiches.

Volcanoes. A volcano is an opening in the Earth’s crust through which magma escapes to the surface where it is extruded as lava. Volcanism may be spectacular, involving great fountains of molten rock, or tremendous explosions that are caused by the buildup of gases within the volcano. Some of the most active volcanic areas in California are located within the Cascade Range—a volcanic chain that is a result of compressional tectonics along the Cascadia subduction zone.

Active Faults. A fault is defined as a fracture or zone of closely associated fractures along rocks that on one side have been displaced with respect to those on the other side. Most faults are the result of repeated displacement that may have taken place suddenly or by slow creep. A fault is distinguished from fractures or shears caused by landsliding or other gravity-induced surficial failures. A fault zone is a zone of related faults that commonly are braided and subparallel but may be branching and divergent. A fault zone has significant width (with respect to the scale of the fault being considered, portrayed, or investigated), ranging from a few feet to several miles. In the State of California earthquake faults have been designated as being active through a process that has been described by the 1972 Alquist-Priolo Earthquake Fault Zoning Act. An active fault is defined by the State as one that has “had surface displacement within Holocene time (about the last 11,000 years).” This definition does not, of course, mean that faults lacking evidence for surface displacement within Holocene time are necessarily inactive. A fault may be presumed to be inactive based on satisfactory geologic evidence; however, the evidence necessary to prove inactivity sometimes is difficult to obtain and locally may not exist.

3.5.5.2 Regulatory Setting

Applicable laws and regulations associated with geology and soils are discussed in Table 3.5-5.

Table 3.5-5
Applicable Laws and Regulations for Geology and Soils

Applicable Regulations	Description
Federal	
Safe Drinking Water Act (SDWA) – Federal Underground Injection Control (UIC) Class VI Program for Carbon Dioxide Geology Sequestration Wells	Under the SDWA, the UIC Class VI Program for Carbon Dioxide Geologic Sequestration Wells requires states and owners or operators to submit all permit applications to the appropriate U.S. EPA Region for a Class VI permit to be issued. These requirements, also known as the Class VI rule, are designed to protect underground sources of drinking water. The Class VI rule builds on existing UIC Program requirements, with extensive tailored requirements that address carbon dioxide (CO ₂) injection for long-term storage to ensure that wells used for geologic sequestration are appropriately sited, constructed, tested, monitored, funded, and closed. The rule affords owners or operator’s injection depth flexibility to address injection in various geologic settings in the U.S. in which geologic sequestration may occur, including very deep formations and oil and gas fields that are transitioned for use as CO ₂ storage sites.
SDWA - Federal UIC Class II Program for Oil and Gas Related Injection Wells	The Class II Program for Oil and Gas Related Injection Wells requires states to meet U.S. EPA’s minimum requirements for UIC programs including strict construction and conversion standards and regular testing and inspection. Enhanced oil and gas recovery wells may either be issued permits or be authorized by rule. Disposal wells are issued permits.

Table 3.5-5
Applicable Laws and Regulations for Geology and Soils

Applicable Regulations	Description
CWA (40 CFR 112)	The CWA was enacted to restore and maintain the chemical, physical, and biological integrity of the nation's waters by regulating point and nonpoint pollution sources, helping publicly owned treatment works for the improvement of wastewater treatment, and maintaining the integrity of wetlands. This includes the creation of a system that requires states to establish discharge standards specific to water bodies (National Pollution Discharge Elimination System (NPDES)), which regulates storm water discharge from construction sites through the implementation of Storm Water Pollution Prevention Plans (SWPPPs). In California, the state's NPDES permit program is implemented and administered by the local RWQCBs.
Earthquake Hazards Reduction Act and National Earthquake Hazards Reduction Program Act	This Act established the National Earthquake Hazards Reduction Program to reduce the risks to life and property from future earthquakes. This program was significantly amended in November 1990 by the National Earthquake Hazards Reduction Program Act by refining the description of agency responsibilities, program goals and objectives.
Mining and Mineral Policy Act	The Mining and Mineral Act of 1970 declared that the Federal Government policy is to encourage private enterprise in the development of a sound and stable domestic mineral industry, domestic mineral deposits, minerals research, and methods for reclamation in the minerals industry.
State	
Seismic Hazards Mapping Act (PRC Section 2690 et seq.)	The Seismic Hazards Mapping Act of 1990 (PRC, Chapter 7.8, Division 2) directs the DOC Division of Mines and Geology (now called California Geological Survey (CGS)) to delineate Seismic Hazard Zones. The purpose of the Act is to reduce the threat to public health and safety and to minimize the loss of life and property by identifying and mitigating seismic hazards. These include areas identified that are subject to the effects of strong ground shaking, such as liquefaction, landslides, tsunamis, and seiches. Cities, counties, and state agencies are directed to use seismic hazard zone maps developed by CGS in their land-use planning and permitting processes. The Act requires that site-specific geotechnical investigations be performed prior to permitting most urban development projects within seismic hazard zones.

Table 3.5-5
Applicable Laws and Regulations for Geology and Soils

Applicable Regulations	Description
Alquist-Priolo Earthquake Fault Zoning Act (PRC Section 2621 et seq.)	<p>California’s Alquist-Priolo Act (PRC Section 2621 et seq.), originally enacted in 1972 as the Alquist-Priolo Special Studies Zones Act and renamed in 1994, is intended to reduce the risk to life and property from surface fault rupture during earthquakes.</p> <p>The Alquist-Priolo Act prohibits the location of most types of structures intended for human occupancy across the traces of active faults and strictly regulates construction in the corridors along active faults (Earthquake Fault Zones). It also defines criteria for identifying active faults, giving legal weight to terms such as “active,” and establishes a process for reviewing building proposals in and adjacent to Earthquake Fault Zones. Under the Alquist-Priolo Act, faults are zoned, and construction along or across them is strictly regulated if they are “sufficiently active” and “well-defined.” A fault is considered sufficiently active if one or more of its segments or strands shows evidence of surface displacement during Holocene time (defined for the purposes of the act as within the last 11,000 years). A fault is considered well-defined if its trace can be clearly identified by a trained geologist at the ground surface or in the shallow subsurface, using standard professional techniques, criteria, and judgment.</p>
California Division of Oil, Gas, and Geothermal Resources (DOGGR) (PRC Section 3106)	<p>PRC Section 3106 mandates the supervision of drilling, operation, maintenance, and abandonment of oil wells for preventing: damage to life, health, property, and natural resources; damage to underground and surface waters suitable for irrigation or domestic use; loss of oil, gas, or reservoir energy; and damage to oil and gas deposits by infiltrating water and other causes. In addition, the DOGGR regulates drilling, production, injection, and gas storage operations in accordance with 14 CCR Chapter 4, Subchapter 1 (commencing with Section 1710 et seq.).</p>
Landslide Hazard Identification Program (PRC Section 2687(a))	<p>The Landslide Hazard Identification Program requires the State Geologist to prepare maps of landslide hazards within urbanizing areas. According to PRC Section 2687(a), public agencies are encouraged to use these maps for land use planning and for decisions regarding building, grading, and development permits.</p>
California Building Standards Code (CBSC) (24 CCR)	<p>California’s minimum standards for structural design and construction are given in the CBSC (24 CCR). The CBSC is based on the Uniform Building Code (International Code Council 1997), which is used widely throughout U.S. (generally adopted on a state-by- state or district-by-district basis) and has been modified for California conditions with numerous, more detailed, or more stringent regulations. The CBSC provides standards for various aspects of construction, including (i.e., not limited to) excavation, grading, and earthwork construction; fills and embankments; expansive soils; foundation investigations; and liquefaction potential and soil strength loss. In accordance with California law, proponents of specific projects would be required to comply with all provisions of the CBSC for certain aspects of design and construction.</p>

Table 3.5-5
Applicable Laws and Regulations for Geology and Soils

Applicable Regulations	Description
Surface Mining and Reclamation Act (SMARA) (PRC Section 2710 et seq.)	The intent of the SMARA of 1975 was to promote production and conservation of mineral resources, minimize environmental effects of mining, and to assure that mined lands will be reclaimed to conditions suitable for alternative uses. An important part of the SMARA legislation requires the State Geologist to classify land according to the presence or absence of significant mineral deposits. Local jurisdictions are given the authority to permit or restrict mining operations, adhering to the SMARA legislation. Classification of an area using Mineral Resource Zones (MRZs) to designate lands that contain mineral deposits are designed to protect mineral deposits from encroaching urbanization and land uses that are incompatible with mining. The MRZ classifications reflect varying degrees of mineral significance, determined by available knowledge of the presence or absence of mineral deposits as well as the economic potential of the deposits.
Local	
Geotechnical Investigation	Local jurisdictions typically regulate construction activities through a process that may require the preparation of a site-specific geotechnical investigation. The purpose of a site-specific geotechnical investigation is to provide a geologic basis for the development of appropriate construction design. Geotechnical investigations typically assess bedrock and Quaternary geology, geologic structure, soils, and the previous history of excavation and fill placement. Proponents of specific projects that require design of earthworks and foundations for proposed structures will need to prepare geotechnical investigations on the physical properties of soil and rock at the site prior to project design.
Local Grading and Erosion Control Ordinances	Many counties and cities have grading and erosion control ordinances. These ordinances are intended to control erosion and sedimentation caused by construction activities. A grading permit is typically required for construction-related projects. As part of the permit, project applicants usually must submit a grading and erosion control plan, vicinity and site maps, and other supplemental information. Standard conditions in the grading permit include a description of best management practices similar to those contained in a SWPPP.
City/County General Plans	Most city and county general plans include an element that covers geology and soil resources within that jurisdiction.
Source: California Air Resources Board. 2020, June 23. Final Environmental Analysis for the Proposed Advanced Clean Trucks Rule Regulation. https://ww3.arb.ca.gov/regact/2019/act2019/finalea.pdf	

3.5.6 Hydrology and Water Quality

3.5.6.1 Surface Waters

The existing setting for ~~aesthetic~~ hydrology and water quality impacts is discussed on pages A-181 of Attachment A of the CARB ACT Regulation Final EA. Surface waters occur as streams, lakes, ponds, coastal waters, lagoons, estuaries, floodplains, dry lakes, desert washes, wetlands, and other collection sites. Water bodies modified or developed by man, including reservoirs and aqueducts, are also considered surface waters.

Surface water resources are very diverse throughout the state due to the high variance in tectonics, topography, geology/soils, climate, precipitation, and hydrologic conditions. Overall, California has the most diverse range of watershed conditions in the U.S., with varied climatic regimes ranging from Mediterranean climates with temperate rainforests in the north coast region to desert climates containing dry desert washes and dry lakes in the southern central region.

The average annual runoff for the state is 71 million acre-feet. The state has more than 60 major stream drainages and more than 1,000 smaller but significant drainages that drain coastal mountains and inland mountainous areas. High snowpack levels and resultant spring snowmelt yield high surface runoff and peak discharge in the Sierra Nevada and Cascade Mountains that feed surface flows, fill reservoirs, and recharge groundwater.

Federal, state, and local engineered water projects, aqueducts, canals, and reservoirs serve as the primary conduits of surface water sources to areas that have limited surface water resources. Most of the surface water storage is transported for agricultural, urban, and rural residential needs to the San Francisco Bay Area and to cities and areas extending to southern coastal California. Surface water is also transported to southern inland areas, including Owens Valley, Imperial Valley, and Central Valley areas.

3.5.6.2 Groundwater

The majority of runoff from snowmelt and rainfall flows down mountain streams into low gradient valleys and either percolates into the ground or is discharged to the sea. This percolating flow is stored in alluvial groundwater basins that cover approximately 40 percent of the geographic extent of the state. Groundwater recharge occurs more readily in areas underlain by coarse sediments, primarily in mountain base alluvial fan settings. As a result, most of California's groundwater basins are located in broad alluvial valleys flanking mountain ranges, such as the Cascade Range, Coast Ranges, Transverse Ranges, and the Sierra Nevada.

There are 250 major groundwater basins that serve approximately 30 percent of California's urban, agricultural, and industrial water needs, especially in southern portion of San Francisco Bay, the Central Valley, greater Los Angeles area, and inland desert areas where surface water is limited. On average, more than 15 million acre-feet of groundwater are extracted each year in the state, of which more than 50 percent is extracted from 36 groundwater basins in the Central Valley.

3.5.6.3 Water Quality

Land uses have a great effect on surface water and groundwater water quality in the State of California. Water quality degradation of surface waters occurs through nonpoint- and point- source discharges of pollutants. Nonpoint source pollution is defined as not having a discrete or discernible source and is generated from land runoff, precipitation, atmospheric deposition, seepage, and hydrologic modification. Nonpoint-source pollution includes runoff containing

pesticides, insecticides, and herbicides from agricultural areas and residential areas; acid drainage from inactive mines; bacteria and nutrients from septic systems and livestock; VOCs and toxic chemicals from urban runoff and industrial discharges; sediment from timber harvesting, poor road construction, improperly managed construction sites, and agricultural areas; and atmospheric deposition and hydromodification. In comparison, point- source pollution is generated from identifiable, confined, and discrete sources, such as a smokestack, sewer, pipe or culvert, or ditch. These pollutant sources are regulated by U.S. EPA and the State Water Resources Control Board (SWRCB) through RWQCBs. Many of the pollutants discharged from point-sources are the same as for nonpoint-sources, including municipal (bacteria and nutrients), agricultural (pesticides, herbicides, and insecticides), and industrial pollutants (VOCs and other toxic effluent).

3.5.6.4 Regulatory Setting

Applicable laws and regulations associated with hydrology, water quality, and water supply are discussed in Table 3.5-6.

Table 3.5-6
Applicable Laws and Regulations for Hydrology, Water Quality, and Water Supply

Applicable Regulations	Description
Federal	
National Flood Insurance Program (FEMA)	Designated floodplain mapping program, flooding and flood hazard reduction implementation, and federal subsidized flood insurance for residential and commercial property. Administered by FEMA.
EO 11988	Requires actions to be taken for federal activities to reduce the risks of flood losses, restore and preserve floodplains, and minimize flooding impacts to human health and safety.
CWA	Administered primarily by U.S. EPA, the CWA pertains to water quality standards, state responsibilities, and discharges of waste to waters of the U.S. Sections 303, 401, 402, and 404.
CWA Section 303	Defines water quality standards consisting of 1) designated beneficial uses of a water, 2) the water quality criteria (or “objectives” in California) necessary to support the uses, and 3) an antidegradation policy that protects existing uses and high-water quality. Section 303(d) requires states to identify water quality impairments where conventional control methods will not achieve compliance with the standards and establish total maximum daily load (TMDL) programs to achieve compliance.
CWA Section 401	State certification system for federal actions which may impose conditions on a project to ensure compliance with water quality standards.

Table 3.5-6
Applicable Laws and Regulations for Hydrology, Water Quality, and Water Supply

Applicable Regulations	Description
CWA Section 402	Section 402 mandates permits for municipal stormwater discharges, which are regulated under the NPDES General Permit for Municipal Separate Storm Sewer Systems (MS4) (MS4 Permit). Several of the cities and counties issue their own NPDES municipal stormwater permits for the regulations of stormwater discharges. These permits require that controls are implemented to reduce the discharge of pollutants in stormwater discharges to the maximum extent possible, including management practices, control techniques, system design and engineering methods, and other measures as appropriate. As part of permit compliance, these permit holders have created Stormwater Management Plans for their respective locations. These plans outline the requirements for municipal operations, industrial and commercial businesses, construction sites, and planning and land development. These requirements may include multiple measures to control pollutants in stormwater discharge. During implementation of specific projects, applicants will be required to follow the guidance contained in the Stormwater Management Plans as defined by the permit holder in that location.
CWA Section 404	Permit system for dredging or filling activity in waters of the U.S., including wetlands, and administered by USACE.
National Toxics Rule and California Toxics Rule	Applicable receiving water quality criteria promulgated by U.S. EPA for priority toxic pollutants consisting generally of trace metals, synthetic organic compounds, and pesticides.
State	
California Water Rights	SWRCB administers review, assessment, and approval of appropriative (or priority) surface water rights permits/licenses for diversion and storage for beneficial use. Riparian water rights apply to the land and allow diversion of natural flows for beneficial uses without a permit, but users must share the resources equitably during drought. Groundwater management planning is a function of local government. Groundwater use by overlying property owners is not formally regulated, except in cases where the groundwater basin supplies are limited and uses have been adjudicated, or through appropriative procedures for groundwater transfers.
Public Trust Doctrine	Body of common law that requires the State to consider additional terms and conditions when issuing or reconsidering appropriative water rights to balance the use of the water for many beneficial uses irrespective of the water rights that have been established. Public trust resources have traditionally included navigation, commerce, and fishing and have expanded over the years to include protection of fish and wildlife, and preservation goals for scientific study, scenic qualities, and open-space uses.

Table 3.5-6
Applicable Laws and Regulations for Hydrology, Water Quality, and Water Supply

Applicable Regulations	Description
Porter-Cologne Water Quality Control Act (Water Code Sections 13000 et seq. and Title 23)	SWRCB is responsible for statewide water quality policy development and exercises the powers delegated to the State by the federal government under the CWA. Nine RWQCBs adopt and implement water quality control plans (Basin Plans) which designate beneficial uses of surface waters and groundwater aquifers and establish numeric and narrative water quality objectives for beneficial use protection. RWQCBs issue waste discharge requirements for discharge activities to water and land, require monitoring and maintain reporting programs, and implement enforcement and compliance policies and procedures. Other State agencies with jurisdiction in water quality regulation in California include the Department of Pesticide Regulation, DTSC, CDFW, and OEHHA.
Policy for Implementation of Toxics Standards for Inland Surface Waters, Enclosed Bays, and Estuaries of California	The State Implementation Policy provides implementation procedures for discharges of toxic pollutants to receiving waters.
Thermal Plan	The Water Quality Control Plan for Control of Temperature in the Coastal and Interstate Water and Enclosed Bays and Estuaries of California was adopted by SWRCB in 1972 and amended in 1975. The Thermal Plan restricts discharges of thermal waste or elevated temperature waste to waters of the state. Generally, the Thermal Plan prohibits discharges from increasing ambient temperatures by more than 1°F over more than 25 percent of a stream cross section, increasing ambient temperatures by more than 4°F in any location, and prohibits discharge of waste that exceeds more than 20°F above the ambient temperature.
Statewide NPDES General Permit for Stormwater Associated with Land Disturbance and Construction Activity (Order No. 2009-0009- DWQ, NPDES No. CAR000002)	NPDES permit for stormwater and non-storm discharges from construction activity that disturbs greater than 1 acre. The general construction permit requires the preparation of a SWPPP that identifies Best Management Practices (BMPs) to be implemented to control pollution of storm water runoff. The permit specifies minimum construction BMPs based on a risk-level determination of the potential of the project site to contribute to erosion and sediment transport and sensitivity of receiving waters to sediment. While small amounts of construction-related dewatering are covered under the General Construction Permit, RWQCBs have also adopted a General Order for Dewatering and Other Low Threat Discharges to Surface Waters (General Dewatering Permit). This permit applies to various categories of dewatering activities and may apply to some construction sites, if construction of specific projects required dewatering in greater quantities than that allowed by the General Construction Permit and discharged the effluent to surface waters. The General Dewatering Permit contains waste discharge limitations and prohibitions similar to those in the General Construction Permit.

Table 3.5-6
Applicable Laws and Regulations for Hydrology, Water Quality, and Water Supply

Applicable Regulations	Description
Statewide NPDES General Permit for Discharges of Stormwater Associated with Industrial Facilities (Order No. 97-003-DWQ, NPDES No. CAS000001)	NPDES permit for stormwater and non-storm discharges from types of industrial sites based on the Standard Industrial Classification. The general industrial permit requires the preparation of a SWPPP that identifies potential onsite pollutants, BMPs to be implemented, and inspection/monitoring.
SB 1168, Statutes of 2014 Chapter 346, Pavely	This bill requires all groundwater basins designated as high- or medium-priority basins by the Department of Water Resources that are designated as basins subject to critical conditions of overdraft to be managed under a groundwater sustainability plan or coordinated groundwater sustainability plans by January 31, 2020, and requires all other groundwater basins designated as high- or medium-priority basins to be managed under a groundwater sustainability plan or coordinated groundwater sustainability plans by January 31, 2022. This bill would require a groundwater sustainability plan to be developed and implemented to meet the sustainability goal, established as prescribed, and would require the plan to include prescribed components.
AB 1739, Statutes of 2014, Dickinson, Chapter 347	This bill establishes groundwater reporting requirements for a person extracting groundwater in an area within a basin that is not within the management area of a groundwater sustainability agency or a probationary basin. The bill requires the reports to be submitted to State Water Resources Control Board or, in certain areas, to an entity designated as a local agency by State Water Resources Control Board.
SB 1319, Statutes of 2014, Chapter 348, Pavely	This bill allows State Water Resources Control Board to designate a groundwater basin as a probationary basin subject to sustainable groundwater management requirements. This bill also authorizes State Water Resources Control Board to develop an interim management plan in consultation with the Department of Water Resources under specified conditions.
Mining and Mineral Policy Act	The Mining and Mineral Act of 1970 declared that the Federal Government policy is to encourage private enterprise in the development of a sound and stable domestic mineral industry, domestic mineral deposits, minerals research, and methods for reclamation in the minerals industry.
Local	
Water Agencies	Water agencies enter into contracts or agreements with the federal and State governments to protect the water supply and to ensure the lands within the agency have a dependable supply of suitable quality water to meet present and future needs.

Table 3.5-6
Applicable Laws and Regulations for Hydrology, Water Quality, and Water Supply

Applicable Regulations	Description
Floodplain Management	General plans guide county land use decisions, and require the identification of water resource protection goals, objectives, and policies. Floodplain management is addressed through ordinances, land use planning, and development design review and approval. Local actions may be coordinated with FEMA for the National Flood Insurance Program. Typical provisions address floodplain use restrictions, flood protection requirement, allowable alteration of floodplains and stream channels, control of fill and grading activities in floodplains, and prevention of flood diversions where flows would increase flood hazards in other areas.
Drainage, Grading, and Erosion Control Ordinances	Counties regulate building activity under the federal Uniform Building Code, local ordinances, and related development design review, approval, and permitting. Local ordinances are common for water quality protection addressing drainage, stormwater management, land grading, and erosion and sedimentation control.
Environmental Health	RWQCBs generally delegate permit authority to county health departments to regulate the construction and operation/maintenance of on-site sewage disposal systems (e.g., septic systems and leach fields, cesspools).
Source: California Air Resources Board. 2020, June 23. Final Environmental Analysis for the Proposed Advanced Clean Trucks Rule Regulation. https://ww3.arb.ca.gov/regact/2019/act2019/finalea.pdf	

3.5.7 Land Use and Planning

The existing setting for ~~aesthetic~~ land use and planning impacts is discussed on pages A-186 of Attachment A of the CARB ACT Regulation Final EA. The way physical landscapes are used or developed is commonly referred to as land use. Public agencies are the primary entities that determine the types of land use changes that can occur for specific purposes within their authority or jurisdiction. In most states, land uses decisions are made by local governments. In incorporated areas, land use decisions are typically made by the city. In unincorporated areas, land use decisions are typically made by the county. Sometimes state, regional, or federal land management agencies also make land use decisions. Generally, State law establishes the framework for local planning procedures, which local governments follow in adopting their own set of land use policies and regulations in response to the unique issues they face.

In California, the State Planning and Zoning Law (Government Code Section 65000 et seq.) provides the primary legal framework that cities and counties must follow in land use planning and controls. Planned land uses are designated in the city or county general plan, which serves as the comprehensive master plan for the community. Also, city and county land use and other related resource policies are defined in the general plan. The primary land use regulatory tool provided by the California Planning and Zoning Law is the zoning ordinance adopted by each city and county. Planning and Zoning Law requirements are discussed in the regulatory setting below.

When approving land use development, cities and counties must comply with CEQA, which requires that they consider the significant environmental impacts of their actions and the adoption

of all feasible mitigation measures to substantially reduce significant impacts, in the event a project causes significant or potentially significant effects on the environment. In some cases, building permits may be ministerial, and therefore exempt from CEQA, but most land use development approval actions by cities and counties require CEQA compliance.

Land use decisions in California are also be governed by State agencies such as the California Coastal Commission, California State Lands Commission, California Department of Parks and Recreation, and others, where the State has land ownership or permitting authority with respect to natural resources or other State interests.

3.5.7.1 Regulatory Setting

Applicable laws and regulations associated with land use and planning are discussed in Table 3.5-7.

Table 3.5-7
Applicable Laws and Regulations for Land Use and Planning

Applicable Regulations	Description
Federal	
Federal Land Policy and Management Act – (FLPMA)	FLPMA is the principal law governing how BLM manages public lands. FLPMA requires BLM to manage public land resources for multiple use and sustained yield for both present and future generations. Under FLPMA, BLM is authorized to grant rights-of- way for generation, transmission, and distribution of electrical energy. Although local agencies do not have jurisdiction over the federal lands managed by BLM, under FLPMA and BLM regulations at 43 CFR Part 1600, BLM must coordinate its planning efforts with State and local planning initiatives. FLPMA defines an Area of Critical Environmental Concern (ACEC) as an area within the public lands where special management attention is required (when such areas are developed or used or where no development is required) to protect and prevent irreparable damage to important historic, cultural, or scenic values, fish and wildlife resources, or other natural systems or processes, or to protect life and safety from natural hazards. BLM identifies, evaluates, and designates ACECs through its resource management planning process. Allowable management practices and uses, mitigation, and use limitations, if any, are described in the planning document and the concurrent or subsequent ACEC Management Plan. ACECs are considered land use authorization avoidance areas because they are known to contain resource values that could result in denial of applications for land uses that cannot be designed to be compatible with management objectives and prescriptions for the ACEC.
Resource Management Plans (RMPs)	Established by FLPMA, RMPs are designed to protect present and future land uses and to identify management practices needed to achieve desired conditions within the management area covered by the RMPs. Management direction is set forth in the RMPs in the form of goals, objectives, standards, and guidelines. These, in turn, direct management actions, activities, and uses that affect land management, and water, recreation, visual, natural, and cultural resources.

Table 3.5-7
Applicable Laws and Regulations for Land Use and Planning

Applicable Regulations	Description
National Forest Management Act (NFMA)	The NFMA is the primary statute governing the administration of national forests. The act requires the Secretary of Agriculture to assess forest lands, develop a management program based on multiple-use, sustained-yield principles, and implement a resource management plan for each unit of the National Forest System. Goal 4 of the USFS's National Strategic Plan for the National Forests states that the nation's forests and grasslands play a significant role in meeting America's need for producing and transmitting energy. Unless otherwise restricted, National Forest Service lands are available for energy exploration, development, and infrastructure (e.g., well sites, pipelines, and transmission lines). However, the emphasis on non-recreational special uses, such as utility corridors, is to authorize the special uses only when they cannot be reasonably accommodated on non-National Forest Service lands.
State	
State Planning and Zoning Law (Government Code Section 65300 et seq.)	Establishes the obligation of cities and counties to adopt and implement general plans. The general plan is a comprehensive, long-term, and general document that describes plans for the physical development of the city or county. The general plan addresses a broad range of topics, including, at a minimum, land use, circulation, housing, conservation, open space, noise, and safety. In addressing these topics, the general plan identifies the goals, objectives, policies, principles, standards, and plan proposals that support the city or county's vision for the area. The general plan is also a long-range document that typically addresses the physical character of an area over a 20-year period. Although the general plan serves as a blueprint for future development and identifies the overall vision for the planning area, it remains general enough to allow for flexibility in the approach taken to achieve the plan's goals.
Subdivision Map Act (Government Code Section 66410 et seq.)	In general, land cannot be divided in California without local government approval. The primary goals of the Subdivision Map Act are: (a) to encourage orderly community development by providing for the regulation and control of the design and improvements of the subdivision with a proper consideration of its relation to adjoining areas; (b) to ensure that the areas within the subdivision that are dedicated for public purposes will be properly improved by the subdivider so that they will not become an undue burden on the community; and (c) to protect the public and individual transferees from fraud and exploitation. (61 Ops. Cal. Atty. Gen. 299, 301 (1978); 77 Ops. Cal. Atty. Gen. 185 (1994)). Dividing land for sale, lease or financing is regulated by local ordinances based on the State Subdivision Map Act (Government Code Section 66410 et seq.).

Table 3.5-7
Applicable Laws and Regulations for Land Use and Planning

Applicable Regulations	Description
SB 375, Statutes of 2008	SB 375 augments the existing federal requirement for MPOs to develop RTPs for their respective regions. Under SB 375, MPOs must prepare an SCS to supplement their RTPs. RTP/SCSs contain land use strategies to reduce VMT-related emissions of GHGs. Following the adoption of an RTP/SCSs, land use strategies must be implemented at the local level by land use agencies.
Local	
General Plans	The most comprehensive land use planning is provided by city and county general plans, which local governments are required by State law to prepare as a guide for future development. The general plan contains goals and policies concerning topics that are mandated by State law or which the jurisdiction has chosen to include. Required topics are land use, circulation, housing, conservation, open space, noise, and safety. Other topics that local governments frequently choose to address are public facilities, parks and recreation, community design, or growth management, among others. City and county general plans must be consistent with each other. County general plans must cover areas not included by city general plans (i.e., unincorporated areas).
Specific and Community Plans	A city or county may also provide land use planning by developing community or specific plans for smaller, more specific areas within their jurisdiction. These more localized plans provide for focused guidance for developing a specific area, with development standards tailored to the area, as well as systematic implementation of the general plan. Specific and community plans are required to be consistent with the city or county's general plan.
Zoning	The city or county zoning code is the set of detailed requirements that implement the general plan policies at the level of the individual parcel. The zoning code presents standards for different uses and identifies which uses are allowed in the various zoning districts of the jurisdiction. Since 1971, State law has required the city or county zoning code to be consistent with the jurisdiction's general plan, except in charter cities.
CEQA Guidelines Section 15332	CEQA Guidelines Section 15332 provides for certain types of infill projects that may be determined to be categorically exempt from CEQA review by local lead agencies. Infill projects that may be exempt from environmental review under this class of categorical exemption must: be consistent with the applicable general plan and zoning designations; be within city limits and on a parcel no greater than five acres; not contain valuable habitat for any federal or State listed species; not contribute to any significant effects to traffic, noise, or air and water quality; and be adequately served by existing utilities and public services.
Source: California Air Resources Board. 2020, June 23. Final Environmental Analysis for the Proposed Advanced Clean Trucks Rule Regulation. https://ww3.arb.ca.gov/regact/2019/act2019/finalea.pdf	

3.5.8 Mineral Resources

The existing setting for ~~aesthetic~~ mineral resources impacts is discussed on pages A-189 of Attachment A of the CARB ACT Regulation Final EA. Various countries export the mineral resources used in the production of lithium-ion batteries (e.g. lithium, cobalt, platinum) to international manufacturers. In 2018, Australia exported 51,000 tons of lithium, Chile exported 16,000 tons, Argentina exported 6,200 tons, and China exported 8,000. The U.S. currently imports lithium from Argentina (51 percent), Chile (44 percent), China (3 percent), Russia (1 percent), and others (1 percent). Major suppliers of cobalt, a precious metal used in the manufacturing of batteries, include the Democratic Republic of the Congo, which mined 90,000 tons of cobalt in 2018—well over half of the world’s total supply of cobalt. Other countries’ cobalt mining totals for 2018 include Russia (5,900 tons), Cuba (4,900 tons), Australia (4,700 tons) Canada (3,800 tons), and China (3,100 tons).

Additionally, platinum ~~comprises~~ is an important component of catalytic converters found in hydrogen fuel cells. In 2018, South Africa exported 110,000 tons of platinum, Russia exported 21,000 tons, Zimbabwe exported 14,000 tons, Canada exported 9,500 tons, and the U.S. exported 4,100. Currently, the U.S. imports platinum from South Africa (44 percent), Germany (15 percent), the United Kingdom (10 percent each), Italy (7 percent), and other countries (24 percent). The U.S. also imports ~~ant~~ palladium from South Africa (31 percent), Russia (28 percent), Italy (12 percent), the United Kingdom (6 percent), and other countries (23 percent) (USGS, 2019c).

The CGS classifies the regional significance of mineral resources in accordance with the California Surface Mining and Reclamation Act of 1975 and assists in the designation of land containing significant aggregate resources. MRZs have been designated to indicate the significance of mineral deposits. The MRZ categories follow:

- MRZ-1: Areas where adequate information indicates that no significant mineral deposits are present or where it is judged that little likelihood exists for their presence.
- MRZ-2: Areas where adequate information indicates significant mineral deposits are present, or where it is judged that a high likelihood exists for their presence.
- MRZ-3: Areas containing mineral deposits the significance of which cannot be evaluated from available data.
- MRZ-4: Areas where available information is inadequate for assignment to any other MRZ.

California ranks as 7th in the U.S. for non-fuel mineral production, accounting for approximately 3.9 percent of the nation’s total. In 2011, there were approximately 700 active mineral mines that produced sand and gravel, boron, Portland cement, crushed stone, gold, masonry cement, clays, gemstones, gypsum, salt, silver, and other minerals.

3.5.8.1 Regulatory Setting

Applicable laws and regulations associated with mineral resources are discussed in Table 3.5-8.

Table 3.5-8
Applicable Laws and Regulations for Mineral Resources

Applicable Regulations	Description
Federal	
Mining and Mineral Policy Act	The Mining and Mineral Act of 1970 declared that the Federal Government policy is to encourage private enterprise in the development of a sound and stable domestic mineral industry, domestic mineral deposits, minerals research, and methods for reclamation in the minerals industry.
State	
Surface Mining and Reclamation Act of 1975 (SMARA)	The intent of SMARA of 1975 is to promote production and conservation of mineral resources, minimize environmental effects of mining, and to assure that mined lands will be reclaimed to conditions suitable for alternative uses. An important part of the SMARA legislation requires the State Geologist to classify land according to the presence or absence of significant mineral deposits. Local jurisdictions are given the authority to permit or restrict mining operations, adhering to the SMARA legislation. Classification of an area using MRZs to designate lands that contain mineral deposits are designed to protect mineral deposits from encroaching urbanization and land uses that are incompatible with mining. The MRZ classifications reflect varying degrees of mineral significance, determined by available knowledge of the presence or absence of mineral deposits as well as the economic potential of the deposits.
California Building Standards Code (CBSC) (24 CCR)	California's minimum standards for structural design and construction are given in the CBSC (24 CCR). The CBSC is based on the Uniform Building Code (International Code Council 1997), which is used widely throughout U.S. (generally adopted on a state-by-state or district-by-district basis) and has been modified for California conditions with numerous, more detailed or more stringent regulations. The CBSC provides standards for various aspects of construction, including (i.e., not limited to) excavation, grading, and earthwork construction; fills and embankments; expansive soils; foundation investigations; and liquefaction potential and soil strength loss. In accordance with California law, proponents of specific projects would be required to comply with all provisions of the CBSC for certain aspects of design and construction.
PRC Sections 2762–2763	<p>PRC Section 2762 states that the general plan must establish mineral resource management policies if the State Geologist has identified resources of statewide or regional significance within the city or county.</p> <p>PRC Section 2763 requires that city and county land use decisions affecting areas with minerals of regional or statewide significance be consistent with mineral resource management policies in the general plan, including protection of known mineral resources.</p>

Table 3.5-8
Applicable Laws and Regulations for Mineral Resources

Applicable Regulations	Description
Local	
Local Grading and Erosion Control Ordinances	Many counties and cities have grading and erosion control ordinances. These ordinances are intended to control erosion and sedimentation caused by construction activities. A grading permit is typically required for construction-related projects. As part of the permit, project applicants usually must submit a grading and erosion control plan, vicinity and site maps, and other supplemental information. Standard conditions in the grading permit include a description of BMPs similar to those contained in a SWPPP.
City/County General Plans	Most city and county general plans have an element that addresses mineral resources within that jurisdiction.
Source: California Air Resources Board. 2020, June 23. Final Environmental Analysis for the Proposed Advanced Clean Trucks Rule Regulation. https://ww3.arb.ca.gov/regact/2019/act2019/finalea.pdf	

3.5.9 Noise

The existing setting for ~~aesthetic~~ noise impacts is discussed beginning on pages A-192 of Attachment A of the CARB ACT Regulation Final EA. Acoustics is the scientific study that evaluates perception, propagation, absorption, and reflection of sound waves. Sound is a mechanical form of radiant energy, transmitted by a pressure wave through a solid, liquid, or gaseous medium. Sound that is loud, disagreeable, unexpected, or unwanted is generally defined as noise.

3.5.9.1 Sound Properties

A sound wave is initiated in a medium by a vibrating object (e.g., vocal chords, the string of a guitar, the diaphragm of a radio speaker). The wave consists of minute variations in pressure, oscillating above and below the ambient atmospheric pressure. The number of pressure variation cycles occurring per second is referred to as the frequency of the sound wave and is expressed in hertz. Directly measuring sound pressure fluctuations would require the use of a very large and cumbersome range of numbers. To avoid this and have a more useable numbering system, the dB scale was introduced. A sound level expressed in decibels is the logarithmic ratio of two like pressure quantities, with one pressure quantity being a reference sound pressure. For sound pressure in air, the standard reference quantity is generally considered ~~to be~~ 20 micropascals, which directly corresponds to the threshold of human hearing. The use of the decibel is a convenient way to handle the millionfold range of sound pressures to which the human ear is sensitive. A decibel is logarithmic; it does not follow normal algebraic methods and cannot be directly summed. For example, a 65-dB source of sound, such as a truck, when joined by another 65 dB source results in a sound amplitude of 68 dB, not 130 dB (i.e., doubling the source strength increases the sound pressure by 3 dB). A sound level increase of 10 dB corresponds to 10 times the acoustical energy, and an increase of 20 dB equates to a 100-fold increase in acoustical energy.

The loudness of sound perceived by the human ear depends primarily on the overall sound pressure level and frequency content of the sound source. The human ear is not equally sensitive to loudness at all frequencies in the audible spectrum. To better relate overall sound levels and loudness to human perception, frequency-dependent weighting networks were developed. The standard weighting networks are identified as A through E. There is a strong correlation between the way humans perceive sound and A-weighted sound levels (dBA). For this reason, the dBA can be used to predict community response to noise from the environment, including noise from transportation and stationary sources. Sound levels expressed as dB in this section are A-weighted sound levels, unless noted otherwise.

Noise can be generated by many sources, including mobile sources (i.e., transportation) such as automobiles, trucks, and airplanes and stationary sources (i.e., non-transportation) such as construction sites, machinery, and commercial and industrial operations. As acoustic energy spreads through the atmosphere from the source to the receiver, noise levels attenuate (i.e., decrease) depending on ground absorption characteristics, atmospheric conditions, and the presence of physical barriers. Noise generated from mobile sources generally attenuate at a rate of 4.5 dB per doubling of distance. Stationary noise sources spread with more spherical dispersion patterns that attenuate at a rate of 6 to 7.5 dB per doubling of distance.

Atmospheric conditions such as wind speed, turbulence, temperature gradients, and humidity may additionally alter the propagation of noise and affect levels at a receiver. Furthermore, the presence of a large object (e.g., barrier, topographic features, and intervening building façades) between the source and the receptor can provide significant attenuation of noise levels at the receiver. The amount of noise level reduction (i.e., shielding) provided by a barrier primarily depends on the size of the barrier, the location of the barrier in relation to the source and receivers, and the frequency spectra of the noise. Natural (e.g., berms, hills, and dense vegetation) and human-made features (e.g., buildings and walls) may be used as noise barriers.

All buildings provide some exterior-to-interior noise reduction. A building constructed with a wood frame and a stucco or wood sheathing exterior typically provides a minimum exterior-to-interior noise reduction of 25 dB with its windows closed, whereas a building constructed of a steel or concrete frame, a curtain wall or masonry exterior wall, and fixed plate glass windows of one-quarter-inch thickness typically provides an exterior-to-interior noise reduction of 30–40 dB with its windows closed.

3.5.9.2 Common Noise Descriptors

The intensity of environmental noise fluctuates over time, and several different descriptors of time-averaged noise levels are used. The selection of a proper noise descriptor for a specific source depends on the spatial and temporal distribution, duration, and fluctuation of both the noise source and the environment. The noise descriptors most often in relation to the environment are defined below.

- **Equivalent Noise Level (Leq):** The equivalent steady-state noise level in a stated period of time that would contain the same acoustic energy as the time-varying noise level during the same period (i.e., average noise level).
- **Maximum Noise Level (Lmax):** The highest instantaneous noise level during a specified time.
- **Minimum Noise Level (Lmin):** The lowest instantaneous noise level during a specified time.

- **Day-Night Noise Level (Ldn):** The 24-hour Leq with a 10-dB penalty applied during the noise-sensitive hours from 10 p.m. to 7 a.m., which are typically reserved for sleeping.
- **Community Noise Equivalent Level (CNEL):** Like the Ldn described above with an additional 5-dB penalty applied during the noise-sensitive hours from 7 p.m. to 10 p.m., which are typically reserved for relaxation, conversation, reading, and watching television. Community noise is commonly described in terms of the ambient noise level, which is defined as the all-encompassing noise level associated with a given noise environment. A common statistical tool to measure the ambient noise level is the Leq descriptor listed above, which corresponds to a steady-state A-weighted sound level containing the same total energy as a time-varying signal over a given time period (usually one hour). The Leq is the foundation of the composite noise descriptors such as Ldn and CNEL, as defined above, and shows very good correlation with community response to noise.

3.5.9.3 Effects of Noise on Humans

Excessive and chronic exposure to elevated noise levels can result in auditory and non-auditory effects on humans. Auditory effects of noise on people are those related to temporary or permanent hearing loss caused by loud noises. Non-auditory effects of exposure to elevated noise levels are those related to behavioral and physiological effects. The non-auditory behavioral effects of noise on humans are associated primarily with the subjective effects of annoyance, nuisance, and dissatisfaction, which lead to interference with activities such as communications, sleep, and learning. The non-auditory physiological health effects of noise on humans have been the subject of considerable research attempting to discover correlations between exposure to elevated noise levels and health problems, such as hypertension and cardiovascular disease. The mass of research infers that noise-related health issues are predominantly the result of behavioral stressors and not a direct noise-induced response. The extent to which noise contributes to non-auditory health effects remains a subject of considerable research, with no definitive conclusions.

The degree to which noise results in annoyance and interference is highly subjective and may be influenced by several non-acoustic factors. The number and effect of these non-acoustic environmental and physical factors vary depending on individual characteristics of the noise environment such as sensitivity, level of activity, location, time of day, and length of exposure. One key aspect in the prediction of human response to new noise environments is the individual level of adaptation to an existing noise environment. The greater the change in the noise levels that are attributed to a new noise source, relative to the environment an individual has become accustomed to, the less tolerable the new noise source will be perceived.

With respect to how humans perceive and react to changes in noise levels, a 1-dB increase is imperceptible, a 3-dB increase is barely perceptible, a 6-dB increase is clearly noticeable, and a 10-dB increase is subjectively perceived as approximately twice as loud. These subjective reactions to changes in noise levels was developed based on test subjects' reactions to changes in the levels of steady-state pure tones or broad-band noise and to changes in levels of a given noise source. It is probably most applicable to noise levels in the range of 50 to 70 dB, as this is the usual range of voice and interior noise levels. For these reasons, a noise level increase of 3 dB or more is typically considered substantial in terms of the degradation of the existing noise environment.

Negative effects of noise exposure include physical damage to the human auditory system, interference, and disease. Exposure to noise may result in physical damage to the auditory system, which may lead to gradual or traumatic hearing loss. Gradual hearing loss is caused by sustained

exposure to moderately high noise levels over a period of time; traumatic hearing loss is caused by sudden exposure to extremely high noise levels over a short period. Gradual and traumatic hearing loss both may result in permanent hearing damage. In addition, noise may interfere with or interrupt sleep, relaxation, recreation, and communication. Although most interference may be classified as annoying, the inability to hear a warning signal may be considered dangerous. Noise may also be a contributor to diseases associated with stress, such as hypertension, anxiety, and heart disease. The degree to which noise contributes to such diseases depends on the frequency, bandwidth, and level of the noise, and the exposure time.

3.5.9.4 *Vibration*

Vibration is the periodic oscillation of a medium or object with respect to a given reference point. Sources of vibration include natural phenomena (e.g., earthquakes, volcanic eruptions, sea waves, landslides) and those introduced by human activity (e.g., explosions, machinery, traffic, trains, construction equipment). Vibration sources may be continuous, (e.g., operating factory machinery or transient in nature, explosions). Vibration levels can be depicted in terms of amplitude and frequency, relative to displacement, velocity, or acceleration.

Vibration amplitudes are commonly expressed in peak particle velocity (PPV) or root-mean-square (RMS) vibration velocity. PPV is defined as the maximum instantaneous positive or negative peak of a vibration signal. PPV is typically used in the monitoring of transient and impact vibration and has been found to correlate well to the stresses experienced by buildings/ PPV and RMS vibration velocity are normally described in inches per second (in/sec).

Although PPV is appropriate for evaluating the potential for building damage, it is not always suitable for evaluating human response. It takes some time for the human body to respond to vibration signals. In a sense, the human body responds to average vibration amplitude. The RMS of a signal is the average of the squared amplitude of the signal, typically calculated over a 1-second period. As with airborne sound, the RMS velocity is often expressed in decibel notation as vibration decibels (VdB), which serves to compress the range of numbers required to describe vibration. This is based on a reference value of 1micro (μ) inch/second.

The typical background vibration-velocity level in residential areas is approximately 50 VdB. Groundborne vibration is normally perceptible to humans at approximately 65 VdB. For most people, a vibration-velocity level of 75 VdB is the approximate dividing line between barely perceptible and distinctly perceptible levels.

Typical outdoor sources of perceptible groundborne vibration are construction equipment, steel-wheeled trains, and traffic on rough roads. If a roadway is smooth, the groundborne vibration is rarely perceptible. The range of interest is from approximately 50 VdB, which is the typical background vibration-velocity level, to 100 VdB, which is the general threshold where minor damage can occur in fragile buildings. Construction activities could generate groundborne vibrations that potentially pose a risk to nearby structures. Constant or transient vibrations can weaken structures, crack facades, and disturb occupants.

Construction vibrations can be transient, random, or continuous. Transient construction vibrations are generated by blasting, impact pile driving, and wrecking balls. Continuous vibrations result from vibratory pile drivers, large pumps, and compressors. Random vibration can result from jackhammers, pavement breakers, and heavy construction equipment.

3.5.9.5 Sensitive Land Uses

Noise-sensitive land uses are generally considered to include those uses where noise exposure could result in health-related risks to individuals, as well as places where quiet is an essential element of their intended purpose. Residential dwellings are of primary concern because of the potential for increased and prolonged exposure of individuals to both interior and exterior noise levels. Additional land uses such as parks, schools, historic sites, cemeteries, and recreation areas are also generally considered sensitive to increases in exterior noise levels. Places of worship and transit lodging, and other places where low interior noise levels are essential are also considered noise-sensitive. These types of receptors are also considered vibration-sensitive land uses in addition to commercial and industrial buildings where vibration would interfere with operations within the building, including levels that may be well below those associated with human annoyance.

3.5.9.6 Regulatory Setting

Applicable laws and regulations associated with noise are discussed in Table 3.5-9.

Table 3.5-9
Applicable Laws and Regulations for Noise

Applicable Regulations	Description
Federal	
Federal Noise Control Act (1972) U.S. EPA (40 CFR Sections 201–211)	This act established a requirement that all federal agencies administer their programs to promote an environment free of noise that jeopardizes public health or welfare. U.S. EPA was given the responsibility for providing information to the public regarding identifiable effects of noise on public health or welfare, publishing information on the levels of environmental noise that will protect the public health and welfare with an adequate margin of safety, coordinating federal research and activities related to noise control, and establishing federal noise emission standards for selected products distributed in interstate commerce. This act also directed that all federal agencies comply with applicable federal, state, interstate, and local noise control regulations.
Quiet Communities Act (1978)	This act promotes the development of effective State and local noise control programs, to provide funds for noise research, and to produce and disseminate educational materials to the public on the harmful effects of noise and ways to effectively control it.
14 CFR, Part 150 (FAA)	These address airport noise compatibility planning and include a system for measuring airport noise impacts and present guidelines for identifying incompatible land uses. All land uses are considered compatible with noise levels of less than 65 dBA L_{dn} . At higher noise levels, selected land uses are also deemed acceptable, depending on the nature of the use and the degree of structural noise attenuation provided.

Table 3.5-9
Applicable Laws and Regulations for Noise

Applicable Regulations	Description
International Standards and Recommended Practices (International Civil Aviation Organization)	This contains policies and procedures for considering environmental impacts (e.g., aircraft noise emission standards and atmospheric sound attenuation factors).
32 CFR, Part 256 (Department of Defense Air Installations Compatible Use Zones (AICUZ) Program)	AICUZ plans prepared for individual airfields are primarily intended as recommendations to local communities regarding the importance of maintaining land uses which are compatible with the noise and safety impacts of military aircraft operations.
23 CFR, Part 772, Federal Highway Administration (FHWA) standards, policies, and procedures	FHWA standards, policies, and procedures provide procedures for noise studies and noise abatement measures to help protect the public health and welfare, to supply noise abatement criteria, and to establish requirements for information to be given to local officials for use in the planning and design of highways.
29 CFR, Part 1910, Section 1910.95 (U.S. Department of Labor Occupational Safety and Health Administration)	This regulation established a standard for noise exposure in the workplace.
FTA Guidance	<p>This guidance presents procedures for predicting and assessing noise and vibration impacts of proposed mass transit projects. All types of bus and rail projects are covered. Procedures for assessing noise and vibration impacts are provided for different stages of project development, from early planning before mode and alignment have been selected through preliminary engineering and final design.</p> <p>Both for noise and vibration, there are three levels of analysis described. The framework acts as a screening process, reserving detailed analysis for projects with the greatest potential for impacts while allowing a simpler process for projects with little or no effects. This guidance contains noise and vibration impact criteria that are used to assess the magnitude of predicted impacts. A range of mitigation is described for dealing with adverse noise and vibration impacts.</p>
49 CFR 210 (Federal Rail Administration (FRA) Railroad Noise Emission Compliance Standards) and FRA Guidance (2005)	This section and guidance provides contains criteria and procedures for use in analyzing the potential noise and vibration impacts of various types of high-speed fixed guideway transportation systems.

Table 3.5-9
Applicable Laws and Regulations for Noise

Applicable Regulations	Description
State	
CPUC Section 21670	The State Aeronautics Act of CPUC establishes statewide requirements for airport land use compatibility planning and requires nearly every county to create an Airport Land Use Commission or other alternative.
California Airport Noise Regulations promulgated in accordance with the State Aeronautics Act (21 CCR Section 5000 et seq.)	In Section 5006, the regulations state that: “The level of noise acceptable to a reasonable person residing in the vicinity of an airport is established as a CNEL value of 65 dBA for purposes of these regulations. This criterion level has been chosen for reasonable persons residing in urban residential areas where houses are of typical California construction and may have windows partially open. It has been selected with reference to speech, sleep, and community reaction”.
24 CCR, Part 2	These establish standards governing interior noise levels that apply to all new single-family and multi-family residential units in California. These standards require that acoustical studies be performed before construction at building locations where the existing L_{dn} exceeds 60 dBA. Such acoustical studies are required to establish mitigation that will limit maximum L_{dn} levels to 45 dBA in any habitable room.
Local	
City/County General Plan Noise Elements	<p>Local general plans in California must include a noise element per Government Code Section 65302(f).</p> <p>The General Plan Guidelines maintained and published by OPR provide detailed guidance to local agencies on standards and methods of analysis that should be used when developing or updating a noise element.</p> <p>Local governments must analyze and quantify noise levels and the extent of noise exposure through actual measurement or the use of noise modeling. Technical data relating to mobile and point sources must be collected and synthesized into a set of noise control policies and programs that minimizes the exposure of community residents to excessive noise. Noise level contours must be mapped, and the conclusions of the element used as a basis for land use decisions. The noise element must include implementation measures and possible solutions to existing and foreseeable noise problems. Furthermore, the policies and standards must be sufficient to serve as a guideline for compliance with sound transmission control requirements. The noise element directly correlates to the land use, circulation, and housing elements.</p> <p>A noise element is to be used as a guide for establishing a pattern of land uses in the land use element that minimizes the exposure of community residents to excessive noise.</p>

Table 3.5-9
Applicable Laws and Regulations for Noise

Applicable Regulations	Description
City/County Noise Regulations	Most local governments in California maintain and enforce noise regulations contained in local codes and ordinances that apply to diverse types of activities in the community. These regulations may include noise standards that apply to construction activities associated with new development projects, as well as ongoing operational activities associated with existing or future land uses.
Source: California Air Resources Board. 2020, June 23. Final Environmental Analysis for the Proposed Advanced Clean Trucks Rule Regulation. https://ww3.arb.ca.gov/regact/2019/act2019/finalea.pdf	

3.5.10 Population and Housing

The existing setting for ~~aesthetic~~ population and housing impacts is discussed beginning on pages A-199 of Attachment A of the CARB ACT Regulation Final EA.

Population. According to the Census Bureau data, the estimated population of California in 2017 was 39,536,563. Since California became a state in 1850, the population has been increasing rapidly. Within the first 150 years of California’s statehood, the population increased from fewer than 100,000 citizens to almost 34 million in 2000. It is expected that the population of California will reach and surpass the 50 million mark sometime between 2040 and 2050 if the current growth rates persist.

Housing. As population within the state increases, housing distribution and household conditions are expected to evolve. Estimated housing units, households, and vacancy rates for the state of California in 2019 are shown ~~below~~ in Table 3.5-10.

Table 3.5-10
California Housing Profile

Total housing units	13,680,081
Total households	12,577,498
Vacant housing units	1,102,583
Owner occupied	7,035,371
Renter occupied	15,691,211
Homeowner vacancy rate	2.1
Rental vacancy rate	6.3

Employment. In June 2018, the civilian labor force in California was approximately 19,341,000, and the unemployment rate decreased from 5.7 percent in January 2016 to 4.2 percent in June 2018.

3.5.10.1 Regulatory Setting

See land use planning and housing-related regulations in Section 3.5.7.1, Land Use and Planning.

3.5.11 Public Services

The existing setting for ~~aesthetic impacts~~ to public services is discussed beginning on pages A-201 of Attachment A of the CARB ACT Regulation Final EA.

3.5.11.1 Law Enforcement

California's environmental laws are enforced by a matrix of State and local agencies, some at CalEPA, each charged with enforcing the laws governing a specific ~~media component~~, such as air, water, hazardous waste, solid waste, and pesticides ~~laws, the Attorney General's Office, local District Attorneys and City Attorneys~~. The Attorney General represents the people of California in civil and criminal matters before trial courts, appellate courts, and the supreme courts of California and the U.S. Regarding environmental issues, the Attorney General enforces laws that safeguard the environment and natural resources in the state. Recent actions by the Attorney General related to air quality and climate change issues include filing numerous actions against the Trump Administration opposing federal rollbacks of environmental protection regulations and requiring implementation of existing rules. These actions involve a range of regulations, including those concerning GHG emissions from stationary sources and vehicles, regulations of toxic air pollution, and planning requirements for criteria pollution planning. The Attorney General also continues to work broadly to support CARB actions, including working with local governments to ensure that land use planning processes take account of global warming, promoting renewable energy and enhanced energy efficiency in California, and working with other State leaders and agencies to implement AB 32, the Global Warming Solutions Act of 2006.

CalEPA was created in 1991 by Governor's Executive Order. CalEPA's mission is to restore, protect and enhance the environment, to ensure public health, environmental quality, and economic vitality. CalEPA is composed of various boards, departments, and offices, including: CARB, Department of Pesticide Regulation, DTSC, OEHHA, and SWRCB (including the nine RWQCBs).

~~California's environmental laws are enforced by State and local agencies, each charged with enforcing the laws governing a specific media component such as air, water, hazardous waste, solid waste, and pesticides. Other Enforcement agencies include for these media are as follows:~~

- Air: CARB (part of CalEPA) and Local Air Districts.
- Water: SWRCB (part of CalEPA), RWQCBs (part of CalEPA), local wastewater officials, and the California Department of Public Health.
- Hazardous Waste: DTSC (part of CalEPA) and CUPAs.
- Carcinogens/Reproductive Toxins: Prop. 65 through OEHHA (part of CalEPA).
- Pesticides: Department of Pesticide Regulation (part of CalEPA) and County Agricultural Commissioners

Statewide law enforcement service is provided by the California Highway Patrol, which is responsible for protecting State resources and providing crime prevention services and traffic enforcement along the State's highways and byways.

Community law enforcement service is provided by local police and sheriff agencies (i.e., cities and counties, respectively) to prevent crime, respond to emergency incidents, and provide traffic enforcement on local roadways.

3.5.11.2 Fire Protection and Emergency Medical Response Services

State-level fire protection and emergency response service is provided by the California Department of Forestry and Fire Protection (CAL FIRE), primarily in rural areas of the state. CAL FIRE is an emergency response and resource protection department. CAL FIRE protects lives, property, and natural resources from fire; responds to emergencies of all types; and protects and preserves timberlands, wildlands, and urban forests.

Local and urban fire protection service is provided by local fire districts and/or local agencies (e.g., fire departments of cities and counties). In addition to providing fire response services, most fire agencies also provide emergency medical response services (i.e., ambulance services) within their service areas.

3.5.11.3 Schools

Statewide, the regulation of education for youth is provided by the California Department of Education. The State Board of Education (SBE) is the governing and policy-making body of the California Department of Education. SBE sets K-12 education policy in the areas of standards, instructional materials, assessment, and accountability. Locally, school districts are responsible for the management and development of elementary, middle, and high-school facilities.

3.5.11.4 Regulatory Setting

Applicable laws and regulations associated with public services are discussed in Table 3.5-11.

Table 3.5-11
Applicable Laws and Regulations for Public Services

Applicable Regulations	Description
Federal	
American with Disabilities Act	Guidelines to ensure that facilities are accessible to individuals with disabilities. Implements requirements for the design and construction of buildings.
State	
State Fire Responsibility Areas	Areas delineated by CAL FIRE for which the State assumes primary financial responsibility for protecting natural resources from damages of fire. Local jurisdictions are required to adopt minimum recommended requirements for road design, road identification, emergency fire suppression and fuel breaks and greenbelts. All projects within or adjacent to a State Fire Responsibility Area must meet these requirements.
State School Funding	Education Code Section 17620 authorizes school districts to levy a fee, charge, dedication, or other requirement for any development project for the construction or reconstruction of school facilities.
Source: California Air Resources Board. 2020, June 23. Final Environmental Analysis for the Proposed Advanced Clean Trucks Rule Regulation. https://ww3.arb.ca.gov/regact/2019/act2019/finalea.pdf	

3.5.12 Recreation

The existing setting for ~~aesthetic~~ recreation impacts is discussed on pages A-203 of Attachment A of the CARB ACT Regulation Final EA. California contain approximately 14,000 parks, managed by nearly 1,000 agencies (CSP 2018). The California Outdoor Recreation Plan and associated research provide policy guidance to all public agencies—federal, state, local, and special districts that oversee outdoor recreation on lands, facilities, and services throughout California. Agencies and departments that are involved in recreational activities include Boating and Waterways, Fish and Wildlife, Tahoe Regional Planning Association, various conservancies, and others.

Recreational lands and facilities are also managed by regional and local park and recreation agencies and open space districts. City and county general plans contain recreation elements that provide framework for planning agencies to consider when projects are developed and implemented.

3.5.12.1 Regulatory Setting

Applicable laws and regulations associated with recreation are discussed in Table 3.5-12.

Table 3.5-12
Applicable Laws and Regulations for Recreation

Applicable Regulations	Description
Federal	
FLPMA, 1976 43 CFR Section 1600	Establishes public land policy; guidelines for administration; and provides for the “multiple use” management, protection, development, and enhancement of public lands. Multiple use management, defined as “management of the public lands and their various resource values so that they are utilized in the combination that will best meet the present and future needs of the American people” with recreation identified as one of the resource values.
Local	
General Plans	General plans for cities and counties contain designations for recreational areas. These are policy documents with planned land use maps and related information that are designed to give long-range guidance to those local officials making decisions affecting the growth and resources of their jurisdictions. Because of the number and variety of general plans and related local plans, they are not listed individually.
Source: California Air Resources Board. 2020, June 23. Final Environmental Analysis for the Proposed Advanced Clean Trucks Title <u>Regulation</u> . https://ww3.arb.ca.gov/regact/2019/act2019/finalea.pdf	

3.5.13 Utilities and Service Systems

The existing setting for ~~aesthetic~~ impacts to utilities and service systems is discussed on pages A-206 of Attachment A of the CARB ACT Regulation Final EA.

3.5.13.1 Water Supply and Distribution

The principal water supply facilities in California are operated by the U.S. Bureau of Reclamation (USBR) and the California Department of Water Resources (DWR). In California, the Mid-Pacific

Region of USBR is responsible for the management of the Central Valley Project (CVP). The CVP serves farms, homes, and industry in California's Central Valley as well as the major urban centers in the San Francisco Bay Area. The CVP consists of 20 dams and reservoirs, 11 power plants, and 500 miles of major canals and reaches from the Cascade Mountains near Redding in the north to the Tehachapi Mountains near Bakersfield in the south. In addition to delivering water for municipal and industrial uses and the environment, the CVP produces electric power and provides flood protection, navigation, recreation, and water quality benefits.

DWR is a State agency that is responsible for managing and implementing the State Water Project (SWP). The SWP is a water storage and delivery system of reservoirs, aqueducts, power plants, and pumping plants. Its main purpose is to store water and distribute it to 29 urban and agricultural water suppliers in Northern California, the San Francisco Bay Area, the San Joaquin Valley, the Central Coast, and Southern California.

Local water districts, irrigation districts, special districts, and jurisdictions (e.g., cities and counties) manage and regulate the availability of water supplies and the treatment and delivery of water to individual projects. Depending on their location and the source of their supplies, these agencies may use groundwater, surface water through specific water entitlements, or surface water delivered through the CVP or SWP. In some remote areas not served by a water supply agency, individual developments may need to rely upon the underlying groundwater basin for their water supply. In these cases, the project would be required to secure a permit from the local or State land use authority and seek approval for development of the groundwater well(s).

3.5.13.2 Wastewater Collection and Treatment

SWRCB is the State agency responsible for the regulation of wastewater discharges to surface waters and groundwater via land discharge. SWRCB and nine RWQCBs are responsible for development and enforcement of water quality objectives and implementation plans that protect the beneficial uses of the federal and State waters. SWRCB also administers water rights in California. The RWQCB's are responsible for issuing permits or other discharge requirements to individual wastewater dischargers and for ensuring that they are meeting the requirements of the permit through monitoring and other controls.

Wastewater collection, treatment, and discharge service for developed and metropolitan areas is typically provided by local wastewater service districts or agencies that may or may not be operated by the local jurisdiction (e.g., city or county). These agencies are required to secure treatment and discharge permits for the operation of a wastewater facility from the RWQCB. Wastewater is typically collected from a specific development and conveyed through a series of large pipelines to the treatment facility where it is treated to permitted levels and discharged to surface waters or the land.

In areas that are remote or that are not served by an individual wastewater service provider, developments would be required to install an individual septic tank or other on-site wastewater treatment system. These facilities would need to be approved by the local or State land use authority and the RWQCB.

3.5.13.3 Solid Waste Collection and Disposal

Statewide, the California Department of Resources Recycling and Recovery (CalRecycle) is responsible for the regulation of the disposal and recycling of all solid waste generated in California. CalRecycle acts as an enforcement agency in the approval and regulation of solid waste

disposal and recycling facilities. Local agencies can create local enforcement agencies; and, once approved by CalRecycle, they can serve as the enforcement agency for landfills and recycling facilities with their jurisdictions.

Local agencies or private companies own and operate landfill facilities, and solid waste is typically hauled to these facilities by private or public haulers. Individual projects would need to coordinate with the local service provider and landfill to determine if adequate capacity exists to serve the project.

3.5.13.4 Regulatory Setting

Applicable laws and regulations associated with utilities are discussed in Table 3.5-13.

Table 3.5-13
Applicable Laws and Regulations for Utilities and Service Systems

Applicable Regulations	Description
Federal	
Federal Power Act of 1935	The Federal Power Act of 1935 (49 Stat. 803) created the Federal Power Commission, an independent regulatory agency with authority over both the interstate transmission of electricity and the sale of hydroelectric power at the wholesale level. The act requires the commission to ensure that electricity rates are “reasonable, nondiscriminatory and just to the consumer.” The Federal Power Act of 1935 also amended the criteria that the commission must apply in deciding whether to license the construction and operation of new hydroelectric facilities.
Natural Gas Act (NGA) of 1938	Together with the Federal Power Act of 1935, the NGA (P.L. 75-688, 52 Stat. 821) was an essential piece of energy legislation in the first half of the 20th century. These statutes regulated interstate activities of the electric and natural gas industries, respectively. The acts are similarly structured and constitute the classic form of command-and-control regulation authorizing the federal government to enter into a regulatory compact with utilities. In short, the NGA enabled federal regulators to set prices for gas sold in interstate commerce in exchange for exclusive rights to transport the gas.
Natural Gas Policy Act (NGPA) of 1978	The NGPA granted the <u>Federal Energy Regulatory Commission (FERC)</u> authority over intrastate as well as interstate natural gas production. The NGPA established price ceilings for wellhead first sales of gas that vary with the applicable gas category and gradually increase over time.
State	
Waste Heat and Carbon Emissions Reduction Act of 2007	The Waste Heat and Carbon Emissions Reduction Act of 2007 (AB 1613), placed requirements on CPUC, CEC, and local electric utilities to develop incentive programs and technical efficiency guidelines to encourage the installation of small CHP systems. CEC approved efficiency and certification guidelines for eligible systems under AB 1613 in January 2010, and CPUC approved standardized contracting and pricing provisions between CHP operators and the Investor Owned Utilities in November 2012.

Table 3.5-13
Applicable Laws and Regulations for Utilities and Service Systems

Applicable Regulations	Description
AB 1900 (Statutes of 2012)	AB 1900 (Gatto, Chapter 602, Statutes of 2012) directed CPUC to adopt natural gas constituent standards (in consultation with CARB and OEHHA). The legislation is also designed to streamline and standardize customer pipeline access rules and encourage the development of statewide policies and programs to promote all sources of biomethane production and distribution.
Section 21151.9 of the PRC / Water Code Section 10910 et seq.	Required the preparation of a water supply assessment (WSA) for large developments. These assessments are prepared by public water agencies responsible for providing service and address whether there are adequate existing and projected future water supplies to serve the proposed project. All projects that meet the qualifications for preparing a WSA must identify the water supplies and quantities that would serve the project as well as project the total water demand for the service area (including the project's water demands) by source in 5-year increments over a 20-year period. This information must include data for a normal, single-dry, and multiple-dry years. The WSA is required to be approved by the water service agency before the project can be implemented.
Local	
City/County General Plan	<p>Local general plans in California must include a circulation element per Government Code Section 65302(b), which includes identification of the locations and extent of existing and proposed public utilities and facilities.</p> <p>The circulation element of a general plan should assess the adequacy and availability of community water, sewer, and drainage facilities and the need for expansion and improvements; trends in peak and average daily flows; the number and location of existing and proposed power plants, oil and gas pipelines, and major electric transmission lines and corridors; existing and projected capacity of treatment plants and trunk lines; and potential future development of power plants.</p>
City/County Codes and Ordinances	Most cities and counties have adopted municipal codes and ordinances that pertain to utilities and service systems. Local codes and ordinances include, but not limited to, limitations on the locations of wells, sewers, and other water-related facilities; and development standards for future utility land use projects.
<p>Source: California Air Resources Board. 2020, June 23. Final Environmental Analysis for the Proposed Advanced Clean Trucks Rule Regulation. https://ww3.arb.ca.gov/regact/2019/act2019/finalea.pdf</p>	

CHAPTER 4 ENVIRONMENTAL IMPACT ANALYSIS AND MITIGATION MEASURES

4.0 INTRODUCTION

The CEQA Guidelines require environmental documents to identify significant environmental effects that may result from a proposed project (CEQA Guidelines Section 15126.2(a)).

Direct and indirect significant effects of the project on the environment shall be clearly identified and described, giving due consideration to both the short-term and long-term effects. The discussion should include relevant specifics of the area, the resources involved, physical changes, alterations to ecological systems, and changes induced in population distribution, population concentration, the human use of the land including commercial and residential development), health and safety problems caused by the physical changes, and other aspects of the resource base such as water, historical resources, scenic quality, and public services....

The CEQA Guidelines further explain the level of specificity an Environmental Impact Report (EIR) must contain (CEQA Guidelines, Section 15151):

An EIR should be prepared with a sufficient degree of analysis to provide decision makers with information which enables them to make a decision which intelligently takes account of environmental consequences. An evaluation of the environmental effects of a proposed project need not be exhaustive, but the sufficiency of an EIR is to be reviewed in the light of what is reasonably feasible. Disagreement among experts does not make an EIR inadequate, but the EIR should summarize the main points of disagreement among the experts. The courts have looked not for perfection but for adequacy, completeness, and a good faith effort at full disclosure.

The CEQA Guidelines also indicate that the degree of specificity required in a CEQA document depends on the type of project being proposed (CEQA Guidelines Section 15146). The detail of the environmental analysis for certain types of projects cannot be as great as for others.

CEQA generally defers to lead agencies on the choice of methodology to analyze impacts. (*Santa Monica Baykeeper v. City of Malibu* (2011) 193 Cal.App.4th 1538, 1546; see *Laurel Heights Improvement Assn. v. Regents of University of California* (1988) 47 Cal.3d 376, 409 [“the issue is not whether the studies are irrefutable or whether they could have been better” ... rather, the “relevant issue is only whether the studies are sufficiently credible to be considered” as part of the lead agency’s overall evaluation].)

While lead agencies must use their best efforts to find out and disclose all that they reasonably can about a project’s potentially significant environmental impacts, they are not required to predict the future or foresee the unforeseeable (CEQA Guidelines Section 15144).

If, after thorough investigation, a Lead Agency finds that a particular impact is too speculative for evaluation, the agency should note its conclusion and terminate discussion of the impact (CEQA Guidelines Section 15145).

To assist in the determination of significance, many lead agencies rely on ‘thresholds of significance.’ The CEQA Guidelines define a ‘threshold of significance’ to mean “an identifiable quantitative, qualitative or performance level of a particular environmental effect, non-compliance with which means the effect will normally be determined to be significant by the agency and compliance with which means the effect normally will be determined to be less than significant” (CEQA Guidelines Section 15064.7(a)). Lead agencies have discretion to develop and adopt their own thresholds, or rely on thresholds recommended by other agencies, “provided the decision of the lead agency to adopt such thresholds is supported by substantial evidence.” [~~Id. at subd. CEQA Guidelines Section 15064.7(c);~~ *Save Cuyama Valley v. County of Santa Barbara* (2013) 213 Cal.App.4th 1059, 1068.] Substantial evidence means “enough relevant information and reasonable inferences from this information that a fair argument can be made to support a conclusion, even though other conclusions might also be reached.” [~~Id. at § CEQA Guidelines Section 15384 (emphasis added);~~ *Protect the Historic Amador Waterways v. Amador Water Agency* (2004) 116 Cal.App.4th 1099, 1108–1109.]

In addition, this EA incorporates by reference analysis in the California Air Resources Board (CARB) Advanced Clean Trucks (ACT) Regulation Final EA, which analyzed potential impacts resulting from the construction of new manufacturing and recycling facilities that may occur as a result of the transition from conventional vehicles to near-zero emissions (NZE) and zero-emissions (ZE) vehicles. The CARB ACT Regulation Final EA concluded these actions may have potentially significant impacts in the following areas: Aesthetics, Agriculture and Forestry Resources, Biological Resources, Cultural Resources, Geology and Soils, Hydrology and Water Quality, Land Use and Planning, Mineral Resources (during operations), Noise, Public Services, Recreation, and Utilities and Service Systems (during operations). These impact areas are discussed in Chapter 4.5, Other Impact Areas.

This EA also tiers off of the South Coast AQMD’s 2017 Final Program EIR for the 2016 Air Quality Management Plan (AQMP), which analyzed the potential environmental impacts of the measures ~~included~~ in that program, including Control Measure MOB-03, an indirect source rule for warehouses. The 2016 AQMP Final Program EIR concluded that implementation of the AQMP, including Control Measure MOB-03, would have significant and unavoidable impacts in the following areas: aesthetics, construction air quality and greenhouse gas (GHG) emissions, energy (increased electricity demand), hazards and hazardous materials, water demand, construction noise and vibration, solid waste, and transportation and traffic. It also concluded that implementation of the AQMP would have significant and unavoidable cumulative impacts. The proposed project is consistent with the AQMP because it implements Control Measure MOB-03. The following impacts analysis incorporates the 2016 AQMP Final Program EIR by reference, where appropriate, as well.

Appendix G to the CEQA Guidelines contains a list of environmental factors and resources that may be impacted by a project, ranging from aesthetics to tribal cultural resources. Each of these factors and resources is discussed in the Notice of Preparation/Initial Study (NOP/IS) prepared for the proposed project. As explained in Chapter 1, this EA focuses primarily on the following impact areas for the direct impacts from the proposed project: Air Quality and Greenhouse Gas Emissions, Energy, Hazardous Materials and Solid and Hazardous Waste, and Transportation.

As explained in Chapter 1, the analysis of the proposed project indicated that an EA, which is equivalent to an Environmental Impact Report EIR, is the appropriate type of CEQA document to be prepared. If significant adverse environmental impacts are identified, the CEQA Guidelines

require a discussion of measures that could either avoid or substantially reduce any adverse environmental impacts to the greatest extent feasible (CEQA Guidelines Section 15126.4).

Subsequent to the release of the Draft EA for public review and comment, modifications were made to PR 2305 and PR 316 and some of the revisions were made in response to verbal and written comments received during the rule development process. Staff has reviewed the modifications to PR 2305 and PR 316 and concluded that none of the revisions constitute significant new information, because: 1) no new significant environmental impacts would result from the project or from a new mitigation measure proposed to be implemented; 2) there is no substantial increase in the severity of an environmental impact; 3) no other feasible project alternative or mitigation measures was identified that would clearly lessen the environmental impacts of the project and was considerably different from others previously analyzed and, 4) the Draft EA did not deprive the public from meaningful review and comment. In addition, revisions to the proposed project in response to verbal or written comments during the rule development process would not create new, unavoidable significant effects. As a result, these revisions to the Draft EA merely clarify, amplify, or make insignificant modifications which do not require recirculation of the Draft EA pursuant to CEQA Guidelines Sections 15073.5 and 15088.5. Therefore, the Draft EA has been revised to include the aforementioned modifications such that it is now the Final EA for PR 2305 and PR 316.

4.0.1 Overview of Impact Analysis

The proposed project (also referred to as the ‘WAIRE Program’) analyzed in this EA is PR 2305 and the mitigation program, and PR 316. The proposed project would require qualifying-sized warehouses located within the South Coast AQMD’s jurisdiction to earn WAIRE Points. By requiring warehouse operators to earn WAIRE Points that count towards a warehouse operator’s WPCO, implementation of the proposed project would accelerate use of cleaner technologies for mobile sources associated with warehouse operations.

Because the proposed project is a rule that will govern future activities, and because the rule allows regulated parties to comply in a variety of ways, it is impossible to predict or forecast precisely what the environmental impacts of the rule will be. However, to provide a conservative estimate of these impacts, the EA made certain assumptions based on modeling, studies, and other evidence, as explained below. It is important to note that due to the variety of compliance outcomes, annual updates on the implementation of the proposed project will be provided to the South Coast AQMD Mobile Source Committee to provide regular tracking, check-ins, and opportunity for public input.

4.0.1.1 Potentially Significant Environmental Impacts Analyzed

The Notice of Preparation/Initial Study (NOP/IS) for the proposed project circulated in November 2020 identified the topics of air quality and GHG emissions, energy, and transportation as potentially significant impacts of the proposed project. Comments on the NOP/IS further requested that this EA analyze the potential environmental effects associated with the development of new facilities, including manufacturing, recycling, and grid infrastructure facilities, that could result from warehouse operators purchasing or using zero-emissions vehicles to comply with the proposed project. This development, which is an indirect impact of the proposed project, could also have potentially significant impacts in the areas of Aesthetics, Agriculture and Forestry Resources, Biological Resources, Cultural Resources, Geology and Soils, Hydrology and Water Quality, Land Use and Planning, Mineral Resources (during operations), Noise, and Utilities and

Service Systems (during operations). Therefore, these environmental topics have been analyzed in this EA. Additionally, based on comments on the NOP/IS, hazardous materials and solid and hazardous waste impacts from increased disposal of batteries and hydrogen fuel cells on recycling infrastructure, construction waste, and routine transport, use, or disposal of liquefied natural gas fuel (LNG) are also included in this EA.

4.0.1.1.1 2016 AQMP Final Program EIR

This EA tiers off the 2016 Air Quality Management Plan (AQMP) Final Program Environmental Impact Report (EIR). The Final Program EIR concluded that the 2016 AQMP, including Control Measure MOB-03 – Emission Reductions at Warehouse Distribution Centers, would have significant, unavoidable impacts in the following areas:

- Aesthetics (glare from solar panels, construction and operation of catenary lines and use of bonnets at Ports of Los Angeles and Long Beach)
- Air Quality and Greenhouse Gases (Construction)
- Energy (increased electricity demand)
- Hazards and Hazardous Materials (flammability of replacement of solvents/coatings/adhesives/sealants; storage or accidental release of ammonia in the non-refinery sector; storage and transportation of LNG fuel; and transport of ammonia and impacts to schools)
- Noise (construction noise and vibration)
- Solid and Hazardous Waste (construction waste and vehicle/equipment scrapping)
- Transportation (traffic and circulation)

In reaching this conclusion, this EA considered the potential impacts associated with Control Measure MOB-03, which required the assessment and identification of potential actions to reduce emissions associated with mobile sources operating in and out of warehouse distribution centers. In particular, the 2016 AQMP Final Program EIR identifies that South Coast AQMD has lead responsibility for developing stationary, some area, and indirect source control measures and considers development of indirect source regulations in the Final Program EIR.

The Final Program EIR concluded that the 2016 AQMP, as mitigated, would have the following less than significant impacts:

- Air Quality and Greenhouse Gases (operational phase; increased electricity; operation of air pollution control equipment; lower VOC materials; mobile sources; miscellaneous sources; TAC emissions; and GHG emissions)
- Energy (increased demand of alternative fuels)
- Hazards and Hazardous Materials (routine use and transport of alternative fuels and caustic, catalysts, acidifiers, and sodium bisulfate; spills; transportation of alternative fuels; storage or accidental release of ammonia in the refinery sector; and sites on a government list)
- Hydrology and Water Quality (wastewater treatment; water quality standards from accidental spills; use of electric vehicles, ammonia, and bisulfate; water conveyance; and groundwater depletion)

- Noise (operational noise and vibration)
- Solid and Hazardous Waste (waste from ZE vehicles and air pollution control technology)

As explained in Chapter 1, the analysis in that Final Program EIR provided a “sufficient level of detail to enable those effects to be mitigated or avoided by site specific revisions, the imposition of conditions, or by other means in connection with the approval of” the proposed project with respect to the following impact areas: Energy, Hazards, Noise, Solid and Hazardous Waste, Aesthetics (California Public Resources Code Section 21094(a)(2)). Nonetheless, this EA provides additional information and analysis in each of these impact areas, as well.

4.0.1.2 WAIRE Points Scenario Modeling

Modeling was conducted by South Coast AQMD based on the proposed project Rule Stringency (see Chapter 2) to forecast the potential WAIRE Points that could be earned by warehouses in the South Coast AQMD region to satisfy the warehouse operator’s WAIRE Points Compliance Obligation (WPCO). The regulated warehouses can earn WAIRE Points by completing any combination of 1) implementing actions from the WAIRE Menu (PR 2305 Table 3); 2) implementing an approved Custom WAIRE Plan; and 3) paying a mitigation fee. The WAIRE Menu has 32 compliance options, and any approved Custom WAIRE Plan which could include compliance options that are not on the WAIRE Menu. The warehouse operator’s strategies to satisfy their WPCO may vary from year to year. Since it is speculative to determine individual market actions operators will choose to comply with the proposed project, this EA considers the scenarios in Table 4-1 as a way to identify the environmental impacts of the WAIRE Points isolated for each individual compliance option. The WAIRE Points scenarios modeled serve as a bounding analysis approach, whereby all 2,902 warehouses were assumed to only comply with a single scenario approach from 2021 through 2031. No single scenario in this bounding analysis is expected to occur. Rather, they present possible extreme compliance outcomes, and thus provide a conservative estimate of potential impacts. In reality, a hybrid of all scenarios (or other compliance approaches encompassed within the range of scenarios analyzed) is expected to occur.

**Table 4-1
WAIRE Points Scenario Modeling**

Scenario #	Description
Scenario 1	NZE Class 8 truck acquisitions and subsequent visits from those trucks
Scenario 2	NZE Class 8 truck acquisitions and subsequent visits from those trucks (early purchase) ^a
Scenario 3	NZE Class 8 truck acquisitions (funded by Carl Moyer program) and subsequent visits from those trucks ^{b, c}
Scenario 4	NZE Class 8 truck visits from non-owned fleets ^c
Scenario 5	ZE Class 8 truck visits from non-owned fleets ^{c,d}
Scenario 6	Level 3 charger installations followed by ZE Class 6 & Class 8 truck acquisitions and subsequent visits from those trucks, using installed chargers ^e
Scenario 7	Pay Mitigation Fee

Table 4-1
WAIRE Points Scenario Modeling

Scenario #	Description
<u>Scenario 7a</u>	<u>Pay Mitigation Fee and account for NZE trucks Class 8 and 4-7 visiting the facility incentivized from the WAIRE Mitigation Program</u>
Scenario 8	NZE Class 6 truck acquisitions and subsequent visits from those trucks
Scenario 9	NZE Class 6 truck visits from non-owned fleets ^c
Scenario 10	ZE Class 6 truck visits from non-owned fleets ^c
Scenario 11	Rooftop solar panel installations and usage ^f
Scenario 12	Hydrogen station installations followed by ZE Class 8 truck acquisitions and subsequent visits from those trucks, using the hydrogen station ^g
Scenario 13	ZE Class 2b-3 truck acquisitions and subsequent visits from those trucks
Scenario 14	ZE Class 2b-3 truck visits from non-owned fleets
Scenario 15	Filter System Installations
Scenario 16	Filter Purchases
Scenario 17	TRU plug installations and usage in cold storage facilities ^h
Scenario 18	ZE Hostler Acquisitions and Usage

Notes: MERV: Maximum Efficiency Reporting Value

^a One additional truck is acquired earlier than required, thus increasing WAIRE Points earned from truck visits in subsequent years.

^b Mitigation fees paid to earn WAIRE Points in first year of compliance.

^c No WAIRE Points earned for truck acquisitions.

^d ZE Class 8 trucks are assumed to not be commercially available until late 2022. Mitigation fees paid to earn WAIRE Points until then.

^e Chargers provide ~30,000 kWh/year per Class 6 truck, and ~90,000 kWh/yr per Class 8 truck. Class 8 trucks only acquired if 25 Class 6 trucks had been previously purchased for one warehouse.

^f Solar panel coverage limited to 50 percent of building square footage. Mitigation fees used to make up any shortfall in WAIRE Points.

^g System installation in first year is followed by a truck acquisition. In subsequent years trucks are only acquired if needed to earn WAIRE Points.

^h Scenario is only applied to cold storage warehouses. Plugs limited to 1:10,000 sq. ft. of building space.

The scenario modeling in this EA isolates the effect of the WAIRE Program from other South Coast AQMD and existing CARB regulations, including the Advanced Clean Trucks (ACT) Regulation, Low NOx Omnibus Regulation, and the upcoming Heavy-Duty Inspection and Maintenance Program. The incremental effect of the WAIRE Program above and beyond the existing regulations is based on the CARB Mobile Source Strategy Mobile Emissions Toolkit for Analysis (META), which estimates the potential emissions benefits from these planned rules not yet included in CARB's EMFAC2017 model for each vehicle category.¹ The scenario modeling is included in the Preliminary Draft Staff Report (PDSR) and the Draft Staff Report (DSR), and the modeling spreadsheet is included online: <http://www.aqmd.gov/home/air-quality/clean-air-plans/air-quality-mgt-plan/facility-based-mobile-source-measures/fbmsm-mtngs>.

Each scenario assumes the entire universe of warehouses meet their WPCO only through that action in each scenario. The currently proposed rule stringency is 0.0025 WAIRE Point per

¹ California Air Resources Board (CARB). Mobile Source Strategy Mobile Emissions Toolkit for Analysis (META). <https://content.govdelivery.com/accounts/CARB/bulletins/2a3e7dc>

Weighted Annual Truck Trips (WATTs) with a linear three-year phase-in schedule. As proposed, the full stringency of 0.0025 would not be achieved until the third compliance period for each warehouse, and all three phases will be at full stringency in the fifth compliance period. The universe of warehouses that are anticipated to earn points through the WAIRE Program includes a total of 2,902 warehouses totaling 759,287,371 square feet. This square footage is based on a model output in the 2018 Final Industrial Warehousing in the Southern California Association of Government's (SCAG) Region report, prepared for ~~Southern California Association of Government (SCAG)~~ by Cambridge Systematics, Inc, and accounts for possible growth.² The same three-phase distribution and split between warehouse secondary types (i.e., whether a warehouse was a cold storage or not) as at year 2020 were assumed for the growth analysis in each year.

Each warehouse's WPCO was obtained by considering the WATTs for each warehouse and rule stringency. Regardless of the action taken by each warehouse to comply in each scenario, the WPCO determines the level of implementation for each action with respect to its associated annualized metric in the WAIRE Menu. In the scenario modeling it was assumed that usage of equipment and/or trucks takes place a year after installation and/or truck purchase. Therefore, usage points are earned in the following year after installations and/or purchases points are earned. In scenarios involving trucks acquisition and visits, visits are considered to be only from the purchases and not from non-owned fleet. For the purpose of this analysis, 10 visits per week and total of 520 visits per year ~~was~~ were assumed in scenarios with truck visits. The algorithm in the scenario analysis always compares points earned under action implementation with the WPCO for each warehouse. If the number of WAIRE Points earned in a single year is greater than a warehouse's WPCO, the difference would be saved as banked points. If the sum of banked points from three prior years and concurrently earned WAIRE Points in a given year is greater than that warehouse's WPCO, no further action is required in that year. If not, then that warehouse is assumed to take additional action under that scenario based on its WPCO and points earned within that year. If a warehouse could not meet their WPCO requirement under the action considered in a scenario, they could pay a mitigation fee proportional to their points in deficit. The mitigation fee is set at \$1,000 per WAIRE Point. Specifically, the mitigation fee was considered as an alternative to meet WPCO requirements in Scenarios 3, 5, 11, and 17.

Key data sources used for developing the emission benefits under each scenario are: EMFAC2017 for developing class-specific truck emission rates (as discussed in WAIRE Program Technical Document) and CARB's Mobile Emissions Toolkit for Analysis (META) for South Coast to account for emission reductions from CARB's ACT Regulation, California Low NOx Omnibus regulations and Heavy-Duty Inspection and Maintenance (HD I/M) program; NOx Emission Rates from Continuous Emissions Monitoring Systems (CEMS) for Power Plants in South Coast AQMD Jurisdiction from 2016 to 2019 for Scenario 11; CARB's Draft 2019 TRU Emissions Inventory Output for Single Body Truck TRU Under Regulation Concept Scenario for Scenario 17; Power Systems Research Data on Population of hostlers and Carl Moyer Program Guidelines Appendix D for Emission Rates of NOx and DPM along with Orion off-road Emissions Inventory for CO2 for Scenario 18.

² Southern California Association of Governments (SCAG). 2018, April. Final Industrial Warehousing in the SCAG Region. https://scag.ca.gov/sites/main/files/file-attachments/final_report_03_30_18.pdf

In sum, because of the programmatic nature of the proposed project, it is not possible to predict how each of the warehouse operators will comply with the WAIRE Program. As a result, it is not possible to forecast a particular, regionwide compliance approach for the initial 2,902 warehouses that would likely need to earn WAIRE Points in any given year. Instead, the EA analyzes the potential environmental impacts that would result if all owners subject to the proposed project chose one of the ‘scenarios’ described above as their compliance path from 2021 through 2031 to meet their WPCO. This approach allows for the analysis of environmental impacts associated with each of the individual compliance options as well as the range of environmental impacts and benefits from the proposed project that could be anticipated. The EA provides ‘book-ends’ of the range of potential environmental consequences associated with the proposed project to provide a framework for understanding the greatest potential impacts in each topic area. The analysis in this EA uses the scenario approach outlined above in order to provide a conservative analysis of potential impacts of the WAIRE Program.

4.0.1.3 Goods Movement

4.0.1.3.1 Potential Warehouse Relocations

The warehousing industry in the South Coast AQMD is robust. It has grown at faster rates than surrounding areas, all while experiencing consistent increases in rent that have outpaced neighboring markets. The Industrial Economics Incorporated (IEc) Study titled “Assessment of Warehouse Relocations Associated with the South Coast AQMD Warehouse ISR” analyzes potential warehouse relocations to neighboring real estate markets outside of the South Coast AQMD’s jurisdiction in response to the WAIRE Program. Industry stakeholders interviewed as part of the IEc Study pointed to several benefits that warehouses rely on that are unique to this area, including the highly developed transportation network of multiple ports, railways, and interstate highways, along with a large labor pool that is difficult to access in more remote regions, and proximity to the large metropolitan customer base.

IEc modeled the potential relocation of warehouses with and without the proposed project using two different methods, taking into account different costs in neighboring markets such as rent, labor, utilities, transportation, etc., as well as costs associated with different potential stringencies of the proposed project. The IEc Study concluded that, using the most conservative methodology, the proposed rule would not lead operators to locate new warehouse outside of the South Coast AQMD’s jurisdiction if the rule stringency results in an annual compliance cost of \$1.50 per square foot or less of warehouse space. Under the more conservative modeling methodology, the Industrial Economics Incorporated (IEc) Study found up to 10 warehouses potentially would relocate to neighboring regions today, even without the proposed project in place. Under the most conservative scenario analyzed in the IEc Study at a rule stringency that results in an annual compliance cost of \$2.00 per square foot, which translates to a stringency factor greater than 0.0050 WAIRE points per WATT, the IEc Study concluded that the proposed rule could result in approximately six warehouses being built outside of the South Coast Air Basin (SCAB). Because the proposed rule stringency of 0.0025 WAIRE Points per Weighted Annual Truck Trips phased in over a three-year period ~~would result in compliance costs of approximately \$0.78 per square foot, the IEc Study supports the conclusion that the proposed project would not result in any warehouse relocations.~~ Nonetheless, this EA assumes the potential for up to three warehouse relocations to provide a conservative analysis of the project’s potential impacts on operational air quality, GHG emissions, energy, and transportation. An analysis of greater relocations is provided

in the Alternatives section of the EA, which includes an alternative rule that uses a stringency as high as 0.0050 WAIRE Points per WATT~~resulting in compliance costs of \$2.00 per square foot.~~

Although the EA assumes that the proposed project could result in more new warehouses being located outside of the South Coast AQMD's jurisdiction, it is important to note that the proposed project will not result in more warehouses being built overall. The proposed project will not create an increased demand for goods or warehouses. As a result, the EA does not analyze the potential impacts associated with the construction of new warehouses (which will occur either within the South Coast AQMD's jurisdiction or outside of it regardless of the proposed project). Moreover, any new warehouse would be subject to local government land use review and approval, including CEQA review.

4.0.1.3.2 *Cargo Growth Diversion*

The Ports of Los Angeles and Long Beach have recently studied the potential impacts of imposing clean truck fund rate on trucks transporting goods to and from the Ports pursuant to the Ports' Clean Truck Program. In particular, this study analyzed whether the cost of complying with that proposed update would cause cargo owners to ship their goods to other ports. The studies concluded that it would be more cost-effective for the vast majority of goods (98.6 percent) to continue using the ports of Los Angeles and Long Beach than to relocate to other ports, even if the Ports approved a new truck rate of \$70 per twenty-foot equivalent (TEU).³ The Ports ultimately approved a truck rate of \$10/TEU,⁴ though they have yet to implement the rate.

The Ports' Clean Truck Program affects goods movement differently than the proposed project because of where the costs are incurred. As a result, the Port study is not directly applicable to the proposed project. While cargo owners have only one option if they do not wish to pay the cost of complying with the Port's Clean Truck Program—i.e., ship their cargo to a different port—they have more options under the proposed project. Specifically, cargo owners could either pay for the cost of compliance with the WAIRE Program, ~~Program~~ by continuing to utilize warehouses within the South Coast AQMD, relocate to a different port, or continue shipping their goods to the Ports of Los Angeles and Long Beach but utilize warehouses just outside of the South Coast AQMD's jurisdiction in a nearby area. The IEc Study found that at annual compliance costs of \$2.00 per square foot (which translates to a stringency factor greater than 0.0050 WAIRE points per square foot and is higher than the currently proposed rule stringency ~~compliance cost~~ of the proposed project at 0.0025 WAIRE Points per WATT), only up to six warehouses might relocate to a nearby region. Because moving to a nearby region increases the travel time by only a few hours,⁵ rather than 10+ days from moving to a different port on the east coast, it is not reasonably foreseeable that cargo owners will ship their goods to other ports to avoid the cost of the proposed project if those costs are less than or equal to \$2.00 per square foot as analyzed in the IEc Study.

³ Port of Long Beach and Port of Los Angeles. 2020, February. Economic Study for the Clean Truck Fund Rate. <https://cleanairactionplan.org/documents/economic-study-for-clean-truck-fund-rate.pdf/>

⁴ Port of Long Beach and Port of Los Angeles. 2020. March. 9. Board of Harbor Commissioner Minutes. https://polb.granicus.com/MinutesViewer.php?view_id=77&clip_id=7245

⁵ For example, travel time without traffic from the ports to Bakersfield is about 2.5 hours, while travel time from the ports to Ontario (located in the Inland Empire) is about 1 hour.

While the Ports of Los Angeles and Long Beach have lost market share of containerized imports continuously since at least 2003,⁶ the reasons for this loss have been attributed to many macroeconomic causes that outweigh any increased regulatory costs in California, including labor stoppages in 2002 and 2014/2015, the widening of the Panama Canal in 2016, the recent shifting of some manufacturing from east China to southeast Asia in response to trade tensions,⁷ increased investments in infrastructure at competing ports, the lack of increased trade with areas outside of east Asia, etc. Despite this longer term shift in global trade flows, containerized traffic at the Ports of Long Beach and Los Angeles have steadily increased⁸ and is still expected to reach 34 million TEUs by 2040.⁹

Warehousing in the South Coast AQMD's jurisdiction has grown rapidly to accommodate this increased goods movement activity and is expected to continue.¹⁰ Therefore, cargo growth diversion to ports outside of the Southern California region is not an anticipated consequence associated with the proposed project. However, this EA conservatively considers that the proposed project could contribute to potential cargo growth diversion at the Ports because of the uncertainty in the market response. While the Port Study¹¹ identifies up to 1.4 percent diversion, the percentage contribution associated with the proposed project to this potential diversion cannot be determined because, as noted above, that study is not directly applicable to the proposed project. Thus, the amount of potential cargo diversion associated with the proposed project is also speculative.¹² Similarly, it is speculative to identify where cargo would be diverted given the number of options of ports outside the South Coast AQMD's jurisdiction for international shipping companies. Therefore, these impacts are discussed qualitatively throughout this EA, where applicable.

4.0.1.4 Truck Replacements

The WAIRE Program creates a WAIRE Points incentive for warehouse operators and truck fleet operators to purchase new NZE and ZE trucks, because purchasing and using these new, cleaner trucks is one way for warehouse operators to meet their WPCO. In analyzing the potential impacts of this WAIRE Points incentive, the EA assumes that these new trucks will be replacing older trucks because the WAIRE Program itself does not generate an increase in the national or even international demand for trucks used in the goods movement sector.

⁶ O'Connell, Jock. 2020, June. Briefing Paper: Los of US Market Share of West Coast Ports. Pacific Merchant Shipping Association <https://www.pmsaship.com/wp-content/uploads/2019/12/Briefing-Paper-Loss-of-Market-Share-at-U.S.-West-Coast-Ports.pdf> (Accessed January 6, 2021)

⁷ Strickland, Zach. 2019, August 17. Freight volumes shift to the east coast as companies attempt to navigate the trade war. American Shipper. <https://www.freightwaves.com/news/freight-volumes-shift-east-as-supply-chains-move-out-of-china> (Accessed January 6, 2021)

⁸ Port of Long Beach. 2020, November. Port Statistics. <https://www.polb.com/business/port-statistics#latest-statistics> (Accessed January 1, 2021), Port of Los Angeles. Container Statistics. 2021, January (Accessed). <https://www.portoflosangeles.org/business/statistics/container-statistics>

⁹ Southern California Association of Governments (SCAG). 2020, September 3. Transportation Goods Movement Technical Report. https://scag.ca.gov/sites/main/files/file-attachments/0903fconnectsocial_goods-movement.pdf

¹⁰ Southern California Association of Governments (SCAG). 2018, April. Final Industrial Warehousing in the SCAG Region. https://scag.ca.gov/sites/main/files/file-attachments/final_report_03_30_18.pdf

¹¹ Port of Long Beach and Port of Los Angeles. 2020, February. Economic Study for the Clean Truck Fund Rate. <https://cleanairactionplan.org/documents/economic-study-for-clean-truck-fund-rate.pdf/>

¹² This differs from that identified in the PDSR in order to provide a conservative analysis of potential indirect environmental effect in this EA.

The EA further assumes that some of the older trucks that are replaced by NZE and ZE trucks will be retired (i.e., scrapped) and some will be sold to other operators (either within the South Coast AQMD's jurisdiction or outside of it) to replace even older, higher emissions trucks in that operator's truck fleet. Again, this assumption is based on the fact that the proposed project does not generate an increase in the national or even international demand for trucks used in the goods movement sector, and that truck operators generally do not replace newer, cleaner trucks with older, dirtier ones. In general, the average age of a truck in the United States is 12 to 15 years old.¹³ When forecasting the demand for new trucks, truck manufactures must consider existing and pending rules and regulations since this affects the future demand. Thus truck manufactures must consider an increase in demand for NZE and ZE trucks, resulting in a nationwide trend for these new emerging technologies. Moreover, South Coast AQMD has an existing voucher ~~incentive~~ incentive program to replace fleets that have older trucks with newer trucks. Rules and regulations being adopted and incentive programs offered are creating an increased demand for NZE and ZE technologies, resulting in turnover of older, diesel-fueled trucks. Thus, operators that purchase the trucks replaced by NZE and ZE trucks pursuant to the proposed rule would either be replacing an existing truck that has aged out of or is nearing the end of its useful life or creating an increase in demand for NZE and ZE technology, resulting in greater turnover from diesel trucks to NZE and ZE trucks.

These assumptions are used in the analysis of the proposed project's environmental impacts and support the conclusion that the proposed project would result in a greater turnover of diesel trucks to NZE and ZE trucks than would have occurred without its implementation.

4.0.1.5 Indirect Impacts Associated with New Facility Construction

The proposed project would ~~also~~ encourage and incentivize the purchase and use of NZE and ZE vehicles. As a result, it could indirectly result in the construction and operation of new manufacturing and recycling facilities as well as infrastructure improvements necessary to meet this increased demand for NZE and ZE vehicles. These potential impacts were analyzed in CARB's Final Environmental Analysis for the ACT Regulation, and this EA incorporates that analysis by reference here. Because these potential impacts are indirect, and because the circumstances surrounding any such future development are unknown, the analysis of the potential indirect impacts associated with this development is discussed separately from the analysis of the proposed project's direct impacts in this EA.

4.0.2 Cumulative Analysis

CEQA Guidelines Section 15130(a) requires a discussion of cumulative impacts if a project may have an effect that is potentially cumulatively considerable, as defined in CEQA Guidelines Section 15065(a)(3). The proposed project applies to qualifying-sized warehouses located within the South Coast AQMD's jurisdiction, which currently extends to 2,902 warehouses that would be required to earn WAIRE Points (see Table 2-1). Due to the programmatic nature of the project, the analysis in Chapter 4 is inherently a cumulative analysis of potential impacts.

¹³ Brusseau, Dawn. NTEA News. 2019, November. "Aging Trucks Create More Service Opportunities." https://www.ntea.com/NTEA/Member_benefits/Industry_leading_news/NTEANewsarticles/Aging_trucks_create_more_service_opportunities.aspx?fbclid=IwAR3mkimdcKilEbdqvwYYSwODX5Hop5g6odQWuQdlt9cJ37I30kwxgv209PU (Accessed December 28, 2020).

Per CEQA Guidelines Section 15130(e), previously approved land use documents, including, but not limited to, general plans, specific plans, regional transportation plans, plans for the reduction of greenhouse gas emissions, and local coastal plans may be used in a cumulative impact analysis. A pertinent discussion of cumulative impacts contained in one or more previously certified EIRs may be incorporated by reference pursuant to the provisions for tiering and program EIRs. No further cumulative impacts analysis is required when a project is consistent with a general, specific, master, or comparable programmatic plan where the lead agency determines that the regional or areawide cumulative impacts of the proposed project have already been adequately addressed, as defined in CEQA Guidelines Section 15152(f), in a certified EIR for that plan. Further, if a cumulative impact was adequately addressed in a prior EIR for a community plan, zoning action, or general plan, and the project is consistent with that plan or action, then an EIR for such a project should not further analyze that cumulative impact, as provided in CEQA Guidelines Section 15183(j).

2016 AQMP Final Program EIR (State Clearinghouse No. 2016071006). The proposed project would implement the Facility-Based Mobile Source Measures (FBMSMs) included in the 2016 AQMP. The Final Program EIR for the 2016 AQMP analyzed the environmental impacts of all closely related projects, including regulatory and incentive measures that would result in greater use of ZE and NZE vehicles. The FBMSMs are concentrated on the four sectors of the goods movement industry: commercial marine ports, rail yards, warehouse distribution centers, and commercial airports. Of these FBMSMs, Control Measure MOB-03 – Emission Reductions at Warehouse Distribution Centers, committed to exploring how to achieve emission reductions from this sector. As discussed in Chapter 1 – Introduction, this EA tiers off of the 2016 AQMP Final Program EIR (State Clearinghouse No. 2016071006), pursuant to Public Resources Code Section 21094 and CEQA Guidelines Section 15152. In addition, consistent with CEQA Guidelines Section 15130(e), the cumulative impact analysis included in the 2016 AQMP Final Program Environmental Impact Report (EIR) (State Clearinghouse No. 2016071006) is incorporated by reference in this EA. The 2016 AQMP includes control measures to reduce emissions from sources that are primarily under state and federal jurisdiction, including on-road and off-road mobile sources that are proposed by and the responsibility of CARB (i.e., CARB’s Mobile Source Strategy). These emission reductions, along with the emission reductions from South Coast AQMD and SCAG’s Regional Transportation Strategy and Control Measures, are needed to achieve the remaining emission reductions necessary for ozone and PM2.5 attainment.

State SIP Strategy Final Environmental Analysis (EA). Statewide emission reduction control measures proposed by CARB are included in the *2016 State Strategy for the State Implementation Plan for Federal Ozone and PM2.5 Standards* (State SIP Strategy), which was adopted in March 2017. Therefore, consistent with CEQA Guidelines Section 15130(e), the cumulative impact analysis included in the State SIP Strategy Final Environmental Analysis (EA) is incorporated by reference in this EA.¹⁴ CARB is implementing the statewide emissions control strategies in the State SIP Strategy, which include the ACT Regulation and the Heavy-Duty Omnibus Regulation (Omnibus Regulation). This ~~Draft~~ EA considered the cumulative effect of CARB’s proposed rules on potential reductions and relocations associated with the proposed project.

¹⁴ California Air Resources Board. (CARB). 2017, March 10. Final Environmental Analysis for the Revised Proposed State Strategy for the State Implementation Plan. https://ww3.arb.ca.gov/planning/sip/2016sip/rev2016statesip_ceqa.pdf

ACT Regulation Final EA. CARB prepared and certified an Final EA for the ACT Regulation in accordance with the requirements of CEQA and CARB’s certified regulatory program in July 2020. Therefore, consistent with CEQA Guidelines Section 15130(e), the cumulative impact analysis included in the ACT Regulation Final EA is incorporated by reference in this EA.

4.1 AIR QUALITY AND GREENHOUSE GAS EMISSIONS

The overall purpose of the proposed project is to reduce NO_x and fine PM emissions associated with warehouse operations within South Coast AQMD's jurisdiction. To accomplish this purpose, the proposed project incentivizes transition to NZE and ZE trucks. By requiring warehouse operators to earn WAIRE Points that count towards a warehouse operator's WPCO, implementation of the proposed project would accelerate use of cleaner technologies for mobile sources associated with warehouse operations.

Compliance with the proposed project may, in some cases, require construction of new ZE infrastructure. For example, if a warehouse chooses to meet its WPCO by constructing with a new ZE charging station, that activity will require construction. As a result, compliance with the WAIRE Program could have potentially significant air quality impacts associated with that construction. These construction-related impacts are analyzed below.

Similarly, while the IEc Study determined that the WAIRE Program would not lead operators to locate a new warehouse outside of the South Coast AQMD's jurisdiction with a proposed project stringency of 0.0025 or less, this analysis nonetheless assumes the potential for up to three warehouse relocations in order to provide a conservative analysis of the proposed project's potential impacts. Similarly, while it is unlikely that cargo shipping companies may choose to divert their cargo to another port to avoid the compliance costs of the proposed project, this EA assumes that some diversion may occur. The air quality impacts associated with these market responses are considered 'operational' impacts of the proposed project and are analyzed below.

The proposed project would also encourage and incentivize the purchase and use of NZE and ZE vehicles instead of conventional gasoline and diesel vehicles. As a result, it could indirectly result in the construction and operation of new manufacturing and recycling facilities, as well as grid improvements, necessary to meet this increased demand for NZE and ZE vehicles and provide the energy and infrastructure to power them. These potential impacts were analyzed in CARB's Final Environmental Analysis for the Advanced Clean Trucks (ACT) Regulation, and this EA incorporates that analysis by reference here. Because these potential impacts are indirect, and because the circumstances surrounding any such future development are unknown, the analysis of the proposed project's potential indirect impacts on air quality and greenhouse gas (GHG) emissions associated with this development is discussed separately from the analysis of the proposed project's direct impacts.

In general, because the WAIRE Program allows warehouse operators to comply in a number of ways, it is not possible to determine the exact air quality impacts of the proposed project. Nonetheless, the following analysis provides a conservative estimate of potential air quality and GHG emissions impacts and benefits of the proposed project. A summary of the impact scenarios considered in this analysis is provided in Table 4.1-1.

Table 4.1-1
WAIRE Program Scenarios Considered for the Air Quality and GHG Emissions Impact Analysis

Scenario #	Scenario	Construction	Operational Phase		
			Warehouse Relocations	Electricity (GHG only)	AQ/GHG Benefits
Scenario 1	NZE Class 8 truck acquisitions and subsequent visits from those trucks	No	Yes	No	Yes
Scenario 2	NZE Class 8 truck acquisitions and subsequent visits from those trucks (early purchase)	No	Yes	No	Yes
Scenario 3	NZE Class 8 truck acquisitions (funded by Carl Moyer program) and subsequent visits from those trucks	No	Yes	No	Yes
Scenario 4	NZE Class 8 truck visits from non-owned fleets	No	Yes	No	Yes
Scenario 5	ZE Class 8 truck visits from non-owned fleets	No	Yes	No ^b	Yes
Scenario 6	Level 3 charger installations Class 8 truck acquisitions and subsequent visits from those trucks, using installed chargers	Yes	Yes	Yes	Yes
Scenario 7	Pay Mitigation Fee	No	Yes	No	Yes
<u>Scenario 7a</u>	<u>Pay Mitigation Fee and account for NZE trucks visiting the facility incentivized from the WAIRE Mitigation Program</u>	<u>No</u>	<u>Yes</u>	<u>No</u>	<u>Yes</u>
Scenario 8	NZE Class 6 truck acquisitions and subsequent visits from those trucks	No	Yes	No	Yes
Scenario 9	NZE Class 6 truck visits from non-owned fleets	No	Yes	No	Yes

Table 4.1-1
WAIRE Program Scenarios Considered for the Air Quality and GHG Emissions Impact Analysis

Scenario #	Scenario	Construction	Operational Phase		
			Warehouse Relocations	Electricity (GHG only)	AQ/GHG Benefits
Scenario 10	ZE Class 6 truck visits from non-owned fleets	No	Yes	No	Yes
Scenario 11	Rooftop solar panel installations and usage	Yes ^a	Yes	Yes	Yes
Scenario 12	Hydrogen station installations followed by ZE Class 8 truck acquisitions and subsequent visits from those trucks, using the hydrogen station	Yes	Yes	No	Yes
Scenario 13	ZE Class 2b-3 truck acquisitions and subsequent visits from those trucks	No	Yes	No ^b	Yes
Scenario 14	ZE Class 2b-3 truck visits from non-owned fleets	No	Yes	No ^b	Yes
Scenario 15	Filter System Installations	Yes ^a	Yes	Yes	Yes
Scenario 16	Filter Purchases	No	Yes	No	Yes
Scenario 17	TRU plug installations and usage in cold storage facilities	No	Yes	Yes ^c	Yes
Scenario 18	ZE Hostler Acquisitions and Usage	Yes ^a	Yes	Yes	Yes

Notes:

^a This scenario would generate construction emissions from worker and/or vendor deliveries but would not generate emissions from off-road equipment. As a result, construction emissions from this scenario are considered nominal and are not modeled.

^b Energy from use and/or purchase of ZE trucks is considered under Scenario 6.

^c Although ZE TRUs plugged in at docks would generate an increased demand for electricity, the WAIRE Points scenario modeling shows that the proposed project would not result in an incremental increase in demand for ZE TRUs above the baseline. Therefore, this scenario is not modeled.

4.1.1 Significance Criteria

The proposed project's air quality and GHG emissions impacts will be considered significant if the proposed project would:

- a. Conflict with or obstruct implementation of the applicable air quality plan.

- b. Result in a cumulatively considerable net increase of any criteria pollutant for which the project region is non-attainment under an applicable federal or state ambient air quality standard.
- c. Expose sensitive receptors to substantial pollutant concentrations.
- d. Result in other emissions (such as those leading to odors) adversely affecting a substantial number of people.
- e. Diminish an existing air quality rule or future compliance requirement resulting in a significant increase in air pollutant(s).
- f. Generate greenhouse gas emissions, either directly or indirectly, that may have a significant impact on the environment.
- g. Conflict with an applicable plan, policy or regulation adopted for the purpose of reducing the emissions of greenhouse gases.

The Initial Study for the proposed project, under Chapter 2, Section II, *Air Quality and GHG Emissions*, Impact (a), identified that the proposed project would not conflict with the AQMP; under Impact (d), identified that the proposed project would not result odors adversely affecting a substantial number of people; and under Impact (e), identified that the proposed project would not ~~diminish~~ diminish an existing air quality rule or future compliance requirement resulting in a significant increase in air pollutants. Therefore, these significance criteria will not be discussed further in this EA.

4.1.1.1 Criteria Air Pollutants

To determine whether air quality impacts from implementing the proposed project are significant, emissions from criteria air pollutants will be quantified and compared to the South Coast AQMD's air quality significance criteria in Table 4.1-2. If emissions equal or exceed any of the air quality significance thresholds in Table 4.1-2, impacts will be considered potentially significant. All feasible mitigation measures must be identified and implemented to minimize significant impacts to the maximum extent feasible.

Table 4.1-2
South Coast AQMD Air Quality Significance Thresholds

Mass Daily Thresholds ^a		
Pollutant	Construction ^b	Operation ^c
NOx	100 lbs/day	55 lbs/day
VOC	75 lbs/day	55 lbs/day
PM10	150 lbs/day	150 lbs/day
PM2.5	55 lbs/day	55 lbs/day
SOx	150 lbs/day	150 lbs/day
CO	550 lbs/day	550 lbs/day
Lead	3 lbs/day	3 lbs/day
Toxic Air Contaminants (TACs), Odor, and GHG Thresholds		
TACs (including carcinogens and non-carcinogens)	Maximum Incremental Cancer Risk ≥ 10 in 1 million Cancer Burden > 0.5 excess cancer cases (in areas ≥ 1 in 1 million) Chronic- & Acute Hazard Index ≥ 1.0 (project increment)	
Odor	Project creates an odor nuisance pursuant to South Coast AQMD Rule 402	
GHG	10,000 MT/yr CO ₂ eq for industrial facilities	
Ambient Air Quality Standards for Criteria Pollutants ^d		
NO2 1-hour average annual arithmetic mean	South Coast AQMD is in attainment; project is significant if it causes or contributes to an exceedance of the following attainment standards: 0.18 ppm (state) 0.03 ppm (state) and 0.0534 ppm (federal)	
PM10 24-hour average annual average	10.4 µg/m ³ (construction) ^e and 2.5 µg/m ³ (operation) 1.0 µg/m ³	
PM2.5 24-hour average	10.4 µg/m ³ (construction) ^e and 2.5 µg/m ³ (operation)	
SO2 1-hour average 24-hour average	0.25 ppm (state) and 0.075 ppm (federal – 99th percentile) 0.04 ppm (state)	
Sulfate 24-hour average	25 µg/m ³ (state)	
CO 1-hour average 8-hour average	South Coast AQMD is in attainment; project is significant if it causes or contributes to an exceedance of the following attainment standards: 20 ppm (state) and 35 ppm (federal) 9.0 ppm (state/federal)	
Lead 30-day Average Rolling 3-month average	1.5 µg/m ³ (state) 0.15 µg/m ³ (federal)	
^a Source: South Coast AQMD CEQA Handbook (South Coast AQMD, 1993) ^b Construction thresholds apply to both the South Coast Air Basin and Coachella Valley (Salton Sea and Mojave Desert Air Basins). ^c For Coachella Valley, the mass daily thresholds for operation are the same as the construction thresholds. ^d Ambient air quality thresholds for criteria pollutants based on South Coast AQMD Rule 1303, Table A-2 unless otherwise stated. ^e Ambient air quality threshold based on South Coast AQMD Rule 403. KEY: lbs/day = pounds per day ppm = parts per million µg/m ³ = microgram per cubic meter ≥ = greater than or equal to MT/yr CO ₂ eq = metric tons per year of CO ₂ equivalents > = greater than		
Revision: April 2019		

South Coast AQMD has developed CEQA significance thresholds for air quality for both construction and operation based on the maximum or peak emissions day.¹ Therefore, when analyzing the impacts of a permit or rule, the South Coast AQMD, as CEQA lead agency, makes significance determinations for construction and operational impacts based on the maximum or peak daily emissions during the construction of the project or project operation period, which provides a comprehensive analysis of the construction and operational emissions. Additionally, if there is an overlap between a project's construction and operational emissions, South Coast AQMD recommends that the overlapping emissions be summed and compared to the operational thresholds. Here, the proposed project is the WAIRE Program that requires warehouse operators to choose from a menu of options to reduce emissions associated with their operations. Thus, the air quality impacts attributable to the project are the impacts from reasonably foreseeable actions taken by warehouse operators to comply with the proposed project. As discussed below, the 'construction' activities associated with the proposed project include installation of ZE charging or fueling infrastructure (i.e., ZE chargers and hydrogen fueling stations), installation of solar panels, installation of additional 'plugs' to accommodate ZE transport refrigeration units (TRUs) or ZE cargo handling equipment, and installation of air conditioning (HVAC) systems. The 'operational' activities associated with the proposed project include potential warehouse relocations and cargo growth diversions and the use of cleaner technologies at warehouses with South Coast AQMD's jurisdiction including NZE and ZE trucks visiting the warehouse, ZE cargo handling equipment, ZE TRUs, operation of HVAC systems with Minimum Efficiency Reporting Value (MERV) of 16 (MERV-16), and operation of solar panels.

4.1.1.2 GHG Emissions

As noted in Table 4-3, the GHG emissions threshold for projects where South Coast AQMD is the Lead Agency is set at 10,000 metric tons of carbon dioxide (CO₂)-equivalent emissions (MTCO₂eq) per year. The South Coast AQMD convened a Greenhouse Gas CEQA Significance Threshold Working Group to consider a variety of benchmarks and potential significance thresholds to evaluate GHG impacts. On December 5, 2008, the South Coast AQMD adopted an interim CEQA GHG Significance Threshold for projects where South Coast AQMD is the lead agency.² South Coast AQMD prepared a "Draft Guidance Document – Interim CEQA GHG Significance Thresholds" that outlined the approved tiered approach to determine GHG significance of projects.³ The first two tiers involve: 1) exempting the project because of potential reductions of GHG emissions allowed under CEQA; and, 2) demonstrating that the project's GHG emissions are consistent with a local general plan. Tier 3 proposes a limit of 10,000 MTCO₂eq per year as the incremental increase representing a significance threshold for projects where South Coast AQMD is the lead agency.⁴ Tier 4 (performance standards) is yet to be developed. Tier 5

¹ Construction activities are "short-term" activities that may occur as warehouse operators comply with the proposed project. Operational activities are the "long-term" effects associated with the proposed project implementation.

² South Coast AQMD. 2008, December 5. Interim CEQA GHG Significance Threshold for Stationary Sources, Rules and Plans. <http://www.aqmd.gov/home/rules-compliance/ceqa/air-quality-analysis-handbook/ghg-significance-thresholds>

³ South Coast AQMD. 2008, December 5. Interim CEQA GHG Significance Threshold for Stationary Sources, Rules and Plans. <http://www.aqmd.gov/home/rules-compliance/ceqa/air-quality-analysis-handbook/ghg-significance-thresholds>, pg. 3-10

⁴ South Coast AQMD. 2008, December 5. Interim CEQA GHG Significance Threshold for Stationary Sources, Rules and Plans. <http://www.aqmd.gov/home/rules-compliance/ceqa/air-quality-analysis-handbook/ghg-significance-thresholds>, pg. 3-11

allows offsets that would reduce the GHG impacts to below the Tier 3 bright line threshold. Projects with incremental increases below this threshold will not be cumulatively considerable.

4.1.1.3 Lifecycle Analysis

CEQA does not require a full lifecycle analysis of potential environmental effects. This is because the impact analysis in CEQA is subject to the rule of reason. Moreover, CEQA only requires analysis of impacts that are directly or indirectly attributable to the project under consideration (CEQA Guidelines Section 15064(d)). Lifecycle analysis in general may not be consistent with CEQA because the term ‘lifecycle’ could refer to emissions beyond those that could be considered ‘indirect effects’ of a project under CEQA Guidelines Section 15358.⁵

The Natural Resources Agency has indicated that a lifecycle analysis is not necessary to adequately analyze a project’s energy or GHG impacts. Pursuant to the Natural Resources Agency’s *Final Statement of Reasons for the Regulatory Action Amendments to the State CEQA Guidelines*, the energy impact analysis in CEQA is subject to the ‘rule of reason.’

“This [energy] analysis is subject to the rule of reason and shall focus on energy use that is caused by the project.” (CEQA Guidelines Section 15126.2(b))

This was added to the CEQA Guidelines to place a reasonable limit on the analysis and signal that a full lifecycle analysis will generally not be required.⁶

Similarly, according to the *Final Statement of Reasons for the Regulatory Action, Amendments to the State CEQA Guidelines Addressing Analysis and Mitigation of Greenhouse Gas Emissions Pursuant to SB97*:

In some instances, materials may be manufactured for many different projects as a result of general market demand, regardless of whether one particular project proceeds. Thus, such emissions may not be "caused by" the project under consideration. Similarly, in this scenario, a lead agency may not be able to require mitigation for emissions that result from the manufacturing process. Mitigation can only be required for emissions that are actually caused by the project. (State CEQA Guidelines Section 15126.4(a)(4).) Conversely, other projects may spur the manufacture of certain materials, and in such cases, consideration of the indirect effects of a project resulting from the manufacture of its components may be appropriate. A lead agency must determine whether certain effects are indirect effects of a project, and where substantial evidence supports a fair argument that such effects are attributable to a project, that evidence must be considered. However, to avoid potential confusion regarding the scope of indirect effects that must be analyzed, the term "lifecycle" has been removed from Appendix F.⁷

⁵ California Natural Resources Agency. 2009, December. Final Statement of Reasons for the Regulatory Action, Amendments to the State CEQA Guidelines Addressing Analysis and Mitigation of Greenhouse Gas Emissions Pursuant to SB97. https://resources.ca.gov/CNRALegacyFiles/ceqa/docs/Final_Statement_of_Reasons.pdf

⁶ California Natural Resources Agency. 2018, November. Final Statement of Reasons for the Regulatory Action Amendments to the State CEQA Guidelines. OAL Notice File No. Z-2018-0116-12. https://resources.ca.gov/CNRALegacyFiles/ceqa/docs/2018_CEQA_Final_Statement_of%20Reasons_111218.pdf

⁷ California Natural Resources Agency. 2009, December. Final Statement of Reasons for the Regulatory Action, Amendments to the State CEQA Guidelines Addressing Analysis and Mitigation of Greenhouse Gas Emissions Pursuant to SB97 https://resources.ca.gov/CNRALegacyFiles/ceqa/docs/Final_Statement_of_Reasons.pdf, pg. 72

Preparing a “lifecycle” analysis for the proposed project—i.e., an analysis of all of the potential energy, air quality, and GHG impacts associated with the proposed project’s role in incentivizing the transition from diesel vehicles to NZE ZE vehicles—would also be speculative given that the proposed project allows regulated warehouses to comply through a number of different means. For all of these reasons, this EA does not attempt to provide such a lifecycle analysis.

4.1.2 Air Quality Impacts During Construction (Significance Criteria b and c)

Construction-related emissions can be distinguished as either onsite or offsite. Onsite emissions generated during construction principally consist of exhaust emissions (VOC, NO_x, CO, SO_x, PM₁₀ and PM_{2.5}) from heavy duty construction equipment operation, fugitive dust (primarily as PM₁₀) from disturbed soil, and VOC emissions from asphaltic paving and painting. Offsite emissions during the construction phase normally consist of exhaust emissions and entrained paved road dust (primarily as PM₁₀) from worker commute trips, material delivery trips, and haul truck material trips to and from the construction site.

Here, ‘construction’ activities associated with the proposed project include: the installation of ZE charging, installation of hydrogen fueling station, installation of solar panels, installation of additional ‘plugs’ to accommodate ZE transport refrigeration units (TRUs) or ZE cargo handling equipment, and installation of high-efficiency HVAC systems. This is because warehouse operators may choose to comply with the proposed project by undertaking the following activities, all of which involve construction:

- **ZE Charger Installation (Scenario 6).** Construction of ZE charging stations at existing warehouses would warrant use of heavy, off-road construction equipment, worker trips, and vendor deliveries. Based on information compiled for ZE charging station projects by South Coast AQMD, installation of ZE truck charging infrastructure at a warehouse is assumed to have a construction duration of two days, an estimated ZE charging pad size of 5,000 square feet, and the following construction equipment: one industrial concrete saw, one backhoe, one skid steer loader with auger attachment (bore/drill), one crane, and one cement mixer. Modeling for this scenario was conducted using CalEEMod, version 2016.3.2.
- **Hydrogen Fuel Stations (Scenario 12).** Construction of hydrogen fueling stations at existing warehouses would warrant use of heavy, off-road construction equipment, worker trips, and vendor deliveries. Based on information compiled for similar fuel station projects at existing gas stations, installation of a hydrogen fueling station at a warehouse is assumed to have an ‘active’ construction duration of 2.5 months, on a 0.3-acre site, and the following construction equipment: one backhoe, one crane, and concrete and delivery trucks. Modeling for this scenario was conducted using CalEEMod, version 2016.3.2.
- **Solar Panel Installation (Scenario 11).** Installation of solar panels on warehouse rooftops would generate emissions from worker vehicle trips and vendor deliveries. It is not anticipated to require use of heavy, off-road construction equipment. Additionally, construction activities would occur over a short period (1-5 days). As a result, installation of solar panels is anticipated to have nominal construction emissions; ~~and~~ therefore, construction emissions were not modeled for this scenario.
- **‘Plug’ Installation for ZE TRUs (Scenario 17) or ZE Cargo Handling Equipment (Scenario 18).** Installation of additional electric outlets to accommodate ZE equipment such as ZE TRUs and ZE cargo handling equipment at docks and building exterior/interior is

anticipated to result in emissions from construction worker trips. It is not anticipated to require substantial building modifications that would warrant use of heavy, off-road construction equipment. Additionally, construction activities would occur over a short period (1-5 days). As a result, installation of plugs/outlets at warehouses is anticipated to have nominal construction emissions; and therefore, construction emissions were not modeled for this scenario.

- **High Efficiency HVAC Filter System Installation (Scenario 15).** Installation of HVAC equipment at sensitive land uses is anticipated to result in emissions from construction worker trips. It is not anticipated to require substantial building modifications that would warrant require use of heavy, off-road construction equipment. Additionally, construction activities would occur over a short period (1-5 days). As a result, installation of high efficiency HVACs filter systems is anticipated to have nominal construction emissions; ~~and~~ therefore, construction emissions were not modeled for this scenario.

Scenarios 1 through 5, 8 through 10, and 13 and 14 would allow WAIRE Points for purchase and use of NZE and ZE trucks, and would not warrant short-term construction activities to implement. Likewise, Scenario 7 (mitigation fee), Scenario 7a (mitigation fee and NZE truck visits), Scenario 16 (high efficiency filter purchases), and Scenario 18 (ZE cargo handling equipment purchase and use) would not warrant short-term construction activities to implement.

As discussed elsewhere in this EA, it is not possible to predict which WAIRE Points menu options each of the warehouse operators subject to the proposed project will choose. Moreover, the proposed project allows warehouse operators to propose a custom plan and/or pay a mitigation fee. Given that a warehouse operator has many factors to consider when choosing how to meet their WPCO, it is not possible to predict warehouse operator choices. Instead, this EA assessed the construction impacts associated with the scenarios listed above and conducted construction modeling for Scenarios 6 and 12, the scenarios with the greatest potential construction air quality impacts.

For these two scenarios (Scenario 6 and Scenario 12), the model assumed that all warehouse operators subject to the WAIRE Program would select the same compliance option. Thus, for example, in Scenario 6, the model assumed all warehouse operators would comply with the WAIRE Program by installing ZE charges. Assumptions were then made to estimate combustion emissions for Scenario 6 and Scenario 12 from construction activities necessary to carry out the compliance option, including construction activities occurring onsite; offsite on-road emissions from worker trips, deliveries, and haul trips; and onsite fugitive dust emissions.

Construction emissions were calculated for Scenarios 6 (ZE truck charger installation) and Scenario 12 (hydrogen fuel station installation) because these scenarios would warrant construction activities that are more intensive than the other WAIRE Points scenarios. The following WAIRE Points scenarios are not anticipated to require use of substantial off-road construction equipment: Scenario 11 (rooftop solar installation), Scenario 15 (high efficiency filters or filter systems installation), and Scenario 17 (TRU plug installations at cold storage facilities). As a result, WAIRE Points Scenario 6 and Scenario 12 represent the highest potential construction emissions scenarios associated with the proposed project and are used to conservatively estimate the ‘worst case’ emissions associated with the proposed project.

As identified previously, each of these WAIRE Point scenarios assumes that all warehouse operators selected that compliance option as the single, sole compliance option to meet their

WPCO. As a result, the highest emissions scenario represents the worst-case potential construction emissions associated with the proposed project. For Scenario 6, if 100 percent of warehouse facilities chose to install ZE chargers in the first year to meet their WPCO, then there would be up to ~~1,863~~ 1,857 ZE charger installations. For Scenario 12, if 100 percent of warehouse facilities chose to meet their WPCO by installing hydrogen fueling infrastructure, then there would be 1,160 hydrogen fueling station installations in year 2024 (compliance year 3 is the worst-case year) that would install this equipment onsite.

The construction emissions associated with Scenario 6 and Scenario 12 are the result of construction worker and vendor trips as well as emissions from construction equipment. Construction worker and vendor trips for these two scenarios were calculated using CalEEMod, version 2016.3.2, computer model based on data compiled by South Coast AQMD for ZE charger and for fueling infrastructure projects on developed sites. In general, limited construction emissions from site preparation activities, which may include earth moving and/or grading, are anticipated because each affected warehouse facility typically has already been graded and paved. Air quality emissions were based on the year 2021 in order to capture the ‘worst-case’ emissions rates for the most intensive construction scenarios, because this is the year projects would first start to be implemented following adoption of the WAIRE Program, and year 2021 would represent the most conservative emissions rates for off-road construction equipment. Detailed CalEEMod output files are included in Appendix D of this EA. The results are shown in Table 4-4 for Scenario 6 and Table 4-5 for Scenario 12.

4.1.2.1 Potential Construction Impacts from Scenario 6: ZE Truck Charger Installation

Scenario 6 assumes that all warehouse operators selected the purchase and use of ZE trucks and ZE charger installations as the single, sole compliance option to meet their WPCO. This scenario considers installation of ‘level 3’ chargers that deliver an electric charge between 19.2 and 50 kW in the first year a warehouse is subject to the proposed project followed by purchase of battery-electric Class 6 ZE trucks in the next year. In the following years, facilities would earn points by using the charging infrastructure and visits from acquired ZE fleet in the prior years. A limit of 25 purchases of Class 6 ZE trucks per facility is assumed in this scenario, and after that, facilities would purchase Class 8 ZE trucks to meet their WPCO requirement if needed. As identified previously, this scenario and all scenarios in the EA result in a conservative estimate of impacts because it is highly unlikely that all operators would choose to fulfill their WPCO with a single compliance option, every compliance year, for 10 years. As a result, the emissions identified in the table provides a conservative estimate of the potential greatest possible potential increase in construction emissions associated with the proposed project. Based on information compiled by South Coast AQMD for similar charging infrastructure projects, installation of ZE truck charging infrastructure at a warehouse is assumed to have a construction duration of two days, an estimated ZE charging pad size of 5,000 square feet, and the following construction equipment: one industrial concrete saw, one backhoe, one skid steer loader with augur attachment (bore/drill), one crane, and one cement mixer. The emissions from installation of ZE chargers are shown in Table 4.1-3.

Table 4.1-3
Construction Emissions Associated with ZE Truck Charger Installations – Scenario 6

Activity	Scenario 6 Construction Emissions (lbs/day)					
	ROG	NO _x	CO	SO ₂	PM ₁₀	PM _{2.5}
Construction Emissions Associated with One ZE Charger Installation						
Peak Day	1	14	10	<1	1	1
Worst-Case Year – 1,863 1,857 ZE Charger Installations in the South Coast AQMD Region						
Emissions Estimate^a	13	140 139	107	<1	7	6
Significance Threshold	100	75	550	150	150	55
Exceeds Threshold?	No	Yes	No	No	No	No

Source: CalEEMod Version 2016.3.2.25

^a To estimate emissions associated with overlapping projects, annual emissions from CalEEMod are multiplied by the number of projects under this scenario and converted to daily emissions by dividing by 365.

4.1.2.2 Potential Construction Impacts from Scenario 12: Hydrogen Fueling Station Infrastructure

Scenario 12 assumes that all warehouse operators selected purchase and use of hydrogen fueling station infrastructure as the single, sole compliance option to meet their WPCO. In this scenario, one hydrogen fueling station with capacity of 700 kilograms per day is installed in the first year a warehouse is subjected to the rule followed by a purchase of a hydrogen fuel cell Class 8 ZE truck in the next year. Warehouse operator would make more truck purchases as required by their WPCO considering points earned from the usage of the fueling infrastructure and visits from Class 8 ZE trucks already acquired in prior years. As identified previously, this scenario and all scenarios in the EA result in a conservative estimate of impacts because it is highly unlikely that all operators would choose to fulfill their WPCO through this single compliance option, every compliance year, for 10 years. As a result, the emissions identified in the table provides a very conservative estimate of the potential greatest possible increase in construction emissions associated with the proposed project. Based on information compiled for similar fuel station projects at existing gas stations, installation of a hydrogen fueling station at a warehouse is assumed to have an ‘active’ construction duration of 2.5 months on a 0.3-acre site, and the following construction equipment: one backhoe, one crane, and concrete and delivery trucks. The emissions from installation of hydrogen fueling station at a warehouse are shown in Table 4.1-4.

Table 4.1-4
Construction Emissions Associated with Hydrogen Fueling Infrastructure Station – Scenario 12

Activity	Scenario 12 Construction Emissions (lbs/day)					
	ROG	NOx	CO	SO2	PM10	PM2.5
Construction Emissions Associated with One Hydrogen Fueling Station Installation						
Peak Daily Emissions	1	7	4	<1	<1	<1
Worst-Case Year – 1,160 Hydrogen Fueling Installations in the South Coast AQMD Region						
Emissions Estimate^a	90	1,061	648	2	52	43
Significance Threshold	100	75	550	150	150	55
Exceeds Threshold?	No	Yes	Yes	No	No	No

Source: CalEEMod Version 2016.3.2.2

^a To estimate emissions associated with overlapping projects, annual emissions from CalEEMod are multiplied by the number of projects under this scenario and converted to daily emissions by dividing by 365.

4.1.2.3 Construction Summary

Tables 4.1-3 and 4.1-4 represent the potential second highest and highest construction emissions scenarios, respectively, if all warehouse operators selected these options as the single, sole compliance option to meet their WPCO in a compliance year. Because this EA cannot predict how each of the operators will comply with the proposed project, it is not possible to forecast a particular, regionwide compliance approach for the initial 2,902 warehouses that would likely need to earn WAIRE Points in any given compliance year. Thus, the analysis in this EA has taken a conservative scenario approach to estimating the maximum potential impacts associated with the proposed project. The peak daily emissions in Table 4.1-4 represent the highest potential emissions that could occur with implementation of the proposed project. As identified in this table, construction activities associated with the proposed project have the potential to exceed South Coast AQMD significance thresholds for NOx and CO during the construction phase in the peak year.

4.1.2.4 Indirect Impacts Associated with Construction of New Manufacturing Facilities, Recycling Facilities, and Grid Improvements

Because the proposed project incentivizes the purchase and use of NZE and ZE vehicles, it could also indirectly result in the construction and operation of new manufacturing and recycling facilities as well as infrastructure improvements to support NZE and ZE vehicles. These potential impacts were analyzed in CARB's Final EA for the ACT Regulation, and this EA incorporates that analysis by reference here. In summary, the ACT Final EA identifies that construction activities would result in an increase in emissions; however, such facilities would be required to seek local land use approvals prior to their implementation. Part of the land use entitlement process requires that each of these projects undergo environmental review consistent with California environmental review requirements (e.g., CEQA) and other applicable local requirements (e.g., local air district rules and regulations), and that the land use authority impose feasible mitigation. Nonetheless, because CARB does not have land use approval authority, it could not guarantee that any mitigation measures will be imposed, and therefore CARB concluded these indirect construction-related effects are significant.

Similarly, the 2016 AQMP Final Program EIR also analyzed the potential construction and operational air quality impacts of that program, which included Control Measure MOB-03, an indirect source rule for warehouses. In particular, the EIR noted that MOB-03, together with other measures, could “have the potential to generate construction emission impacts from constructing infrastructure to provide support for new cleaner equipment or vehicles.”⁸ This EA incorporates this analysis by reference, including the listed mitigation measures, as a supplement to the analysis provided above.

4.1.3 Air Quality Impacts During Operation (Significance Criteria b and c)

As discussed in the introduction to Chapter 4, the IEc Study concluded the proposed project, at a rule stringency of 0.0025, would not cause new warehouses ~~would~~ to be located outside South Coast AQMD’s jurisdiction. However, in order to provide a conservative analysis of potential environmental impacts, this assessment assumes that up to three new warehouses may choose to locate outside the South Coast AQMD’s jurisdiction, rather than within it, to avoid having to comply with the proposed project. Additionally, it is not reasonably foreseeable that cargo shippers would divert cargo to other ports to avoid the increased cost of compliance with the proposed project, because of the uncertainty of the market response, and the EA assumes some shipping diversion, which is discussed qualitatively. Under this conservative assumption, the proposed project could result in an increase in air quality emissions as a result of additional truck VMT from facility relocations as well as from the methods used to earn WAIRE Points used for the warehouse operators WPCO. Similarly, as discussed above, this EA assumes that there may be some cargo owners who decide to ship their cargo to a different port to avoid the cost of compliance. Again, this is a conservative assumption because it is an unlikely market response. These additional ‘operational’ impacts are analyzed below, under “Potential Operational Impacts from Facility Relocations and Cargo Growth Diversion.”

At the same time, under several compliance options, the proposed project would result in greater turnover of diesel trucks to NZE and ZE trucks (Scenarios 1 through 6, 8 through 10, and 13 and 14). NZE and ZE trucks have lower NO_x and PM emissions than diesel trucks. Thus, the proposed project also has the potential to shift the type of energy sources utilized for the transportation sector in the South Coast AQMD region, and result in a reduction in NO_x and PM emissions. Currently, the goods movement sector relies on diesel fuel as the primary energy source for trucks. By providing a mechanism for warehouse operators that would incentivize early transition to NZE and ZE technology as a means to comply with the WPCO, the proposed project is expected to result in a decrease in air pollutant and GHG emissions in the South Coast AQMD region for several of the compliance option scenarios. These air quality benefits are discussed below, under “Range of Criteria Air Pollutant Benefits from the Proposed Project.”

The analysis in this EA provides ‘book-ends’ of the range of potential environmental consequences associated with the proposed project to provide a framework for understanding the greatest potential impacts in each topic area. The analysis in this EA has taken the scenario approach outlined above in order to provide a conservative analysis of potential greatest impacts of the proposed project.

⁸ South Coast Air Quality Management District, January 2017, Final Program Environmental Impact Report for the 2016 Air Quality Plan, <http://www.aqmd.gov/docs/default-source/ceqa/documents/aqmd-projects/2016/2016aqmpfeir.pdf>, pg. 4.1-17

4.1.3.1 Potential Operational Impacts from Warehouse Relocations and Cargo Growth Diversion

Based on the currently proposed rule stringency of 0.0025, the proposed project would not result in warehouse relocations out of South Coast AQMD's jurisdiction. Under the highest rule stringency considered, that would result in \$2.00 per square foot of additional cost to warehouse operators, the proposed project would result in a maximum of six warehouse relocations (see Chapter 5, Alternatives). This EA conservatively considers the potential for up to three warehouse relocations from the proposed project, even though no such relocations are expected based on the IEc Study, in order to provide a conservative analysis of the operational air quality and GHG emissions, energy, and transportation impacts. Table 4.1-5 shows the potential increase in criteria air pollutant emissions associated with an increase in truck VMT for up to three potential warehouse relocations that are assumed for the purpose of this EA. As identified in this table, the increase in emissions from up to three relocations would exceed the South Coast AQMD threshold for NO_x and would be potentially significant in the absence of potential emissions reductions from the proposed project. However, the proposed project would result in regional emissions benefits that needed to be weighed with the potential impacts.

Table 4.1-5
Criteria Air Pollutant Emissions from Worst Case Up to Three Warehouse Relocations

Activity	Worst Case Up to Three Warehouse Relocations (lbs/day)	
	NO _x	PM ₁₀
Total	62.3 73.6	0.5 0.6
Significance Threshold	55	55 150
Exceeds Threshold?	Yes	No
Notes: For potential warehouse relocations in the IEc Study, it is assumed to be Pathway 15 for national distribution. So, there would be very minimal Class 2b-7 truck trips as they are typically used for last mile type trips.		

Although it is not reasonably foreseeable that cargo shippers would divert cargo to other ports to avoid the increased cost of compliance with the proposed project, because of the uncertainty of the market response, the EA assumes some shipping diversion. However, it is not possible to determine the amount of cargo diverted, where the cargo would be diverted to, or the existing air quality at the alternative port. As a result, it would be speculative to attempt to quantify such impacts.

Considered qualitatively, any impacts of such cargo diversion would likely be *de minimis*. This is because the amount of diverted cargo would likely be small—much smaller than the 1.4 percent estimated in the Port Study, for the reasons discussed above. Moreover, this small amount of cargo would likely be carried on ships that are already headed to other ports and would not result in additional shipping trips. As a result, any air quality impacts would be limited to increased emissions resulting from the small increase in weight. These impacts would thus likely be *de minimis*.

Moreover, the severity of a project's air quality impacts is typically judged by whether the project would cause an exceedance of local air quality standards. Given that the South Coast AQMD has some of the poorest air quality in the nation, it is likely that the minimal emissions associated with diverted cargo would ~~behave~~ have less impact ~~ful~~ at other ports than at the Ports of Los Angeles and Long Beach.

For all of these reasons, any operational air quality impacts associated with potential cargo diversion would be less than significant.

4.1.3.2 Range of Criteria Air Pollutant Benefits from the Proposed Project

The WAIRE Program is designed to have significant air quality benefits, especially for the communities located near warehouses in South Coast AQMD's jurisdiction. In general, the WAIRE Program achieves these benefits by requiring warehouse operators to implement air quality improvement measures. Operators can comply with WAIRE Program requirements in a number of ways, including by using NZE or ZE trucks in place of higher-polluting diesel trucks; building infrastructure to support expanded use of ZE trucks; increasing use of solar energy; and installing new filtration systems for sensitive receptors that are currently exposed to poor air quality.

Since it is speculative to determine how individual warehouse operators will choose to comply with the proposed project, it is not possible to quantify the exact emissions benefits that will result from the proposed project. Instead, this EA considers the range of emissions benefits that would result from each of the compliance options modeled as Scenarios 1 through 18 as a way to identify the environmental consequences of the WAIRE Points isolated for each individual compliance option. Table 4.1-6 shows the potential range of emissions reductions as a result of implementation of the proposed project under each of the different WAIRE Points scenarios modeled at compliance year 10 (year 2031) (see also Section 4.0.1.2, WAIRE Points Scenario Modeling, for a description of how benefits were modeled). It should be noted that NZE trucks have lower emissions than the diesel-fueled trucks they would replace. Once again, the WAIRE Point scenarios listed below assume that all warehouse operators selected that compliance option as the single, sole compliance option to meet their WPCO.

In Table 4.1-6, only Scenarios 15 (high efficiency filtration systems) and 16 (filter purchases) would not result in NO_x emissions reductions because they are aimed at providing exposure reduction benefits in disadvantaged communities proximate to warehouses. It is unlikely that all warehouse operators would select installation of high efficiency filtration systems and filter purchases as the primary means of fulfilling their WPCO since installation of filtration systems in private properties is the second most expensive compliance option and is harder to implement since this option has the higher long-term costs for private properties owners, which would make it less likely to occur. Given that all other scenarios would result in substantial NO_x reductions and given the proposed project would include tracking and monitoring to ensure that the NO_x emissions reductions benefits from the WPCO Points are realized over time, this EA assumes that the emissions benefits from the proposed project (as shown in Table 4.1-6) far outweigh any potential increase from up to three warehouse relocations. Therefore, no long-term air quality impacts would occur.

Table 4.1-6
Potential Emissions Reductions in the South Coast AQMD Region from the Proposed Project in
Year 2031 (Compliance Year 10)

WAIRE Points Scenario Modeled		NOx Emissions Reduction (lbs/day)	PM10 Emissions Reduction (lbs/day)
Scenario 1	NZE Class 8 Truck Acquisitions and Visits (No Incentives)	5,995 <u>5,865</u>	<u>48</u> <u>45</u>
Scenario 2	NZE Class 8 Truck Acquisitions with Early Purchase (of one truck more than the required by WPCO) and Visits	5,854 <u>6,184</u>	<u>47</u> <u>48</u>
Scenario 3	NZE Class 8 Truck Acquisitions Funded by Carl Moyer and Visits	6,802 <u>6,951</u>	<u>47</u> <u>51</u>
Scenario 4	NZE Class 8 Truck Visits (Use from Non-Owned Fleet)	4,815 <u>3,555</u>	<u>39</u> <u>27</u>
Scenario 5	ZE Class 8 Truck Visits (Use from Non-Owned Fleet)	7,059 <u>3,253</u>	<u>49</u> <u>23</u>
Scenario 6	Level 3 charger Installations in the First Year and ZE Class 6 and 8 Truck Acquisitions.	3,554 <u>2,853</u>	<u>18</u> <u>17</u>
Scenario 7	Pay Mitigation Fee	43,528 <u>40,644</u>	<u>18</u> <u>16</u>
<u>Scenario 7a</u>	<u>Pay Mitigation Fee and account for NZE trucks visiting the facility incentivized from the WAIRE Program</u>	<u>5,429</u>	<u>42</u>
Scenario 8	NZE Class 6 Truck Acquisitions and Visits (No Incentives)	6,906 <u>4,089</u>	<u>42</u> <u>27</u>
Scenario 9	NZE Class 6 Truck Visits (Use from Non-Owned Fleet)	7,032 <u>2,755</u>	<u>42</u> <u>18</u>
Scenario 10	ZE Class 6 Truck Visits (Use from Non-Owned Fleet)	8,362 <u>3,097</u>	<u>45</u> <u>19</u>
Scenario 11	Rooftop Solar Panel Installations and Usage	40,618 <u>25,765</u>	<u>0</u>
Scenario 12	Hydrogen Fueling Station Installations in the First Year and ZE Class 8 Truck Acquisitions and Visits (No Incentives)	5,695 <u>3,992</u>	<u>40</u> <u>28</u>
Scenario 13	ZE Class 2b-3 Truck Acquisitions and Visits (No Incentives)	1,758 <u>1,583</u>	<u>37</u> <u>34</u>
Scenario 14	ZE Class 2b-3 Truck Visits (Use from Non-Owned Fleet)	1,778 <u>1,028</u>	<u>38</u> <u>22</u>
Scenario 15	MERV-16 or Greater Filter and Filtration System Installations	<u>0</u>	<u>0</u>
Scenario 16	MERV-16 or Greater Filter and Filtration System Purchases	<u>0</u>	<u>0</u>
Scenario 17	TRU Plug Installations and Usage in Cold Storage Facilities	130 <u>199</u>	<u>0</u>
Scenario 18	ZE Cargo Handling Equipment Acquisitions and Usage	200 <u>171</u>	<u>7</u> <u>6</u>
Max. Potential Emissions Reduction		43,528 <u>40,644</u>	<u>49</u> <u>51</u>
Min. Potential Emissions Reduction		<u>0</u>	<u>0</u>

4.1.3.4 Transition to NZE and ZE Trucks (Scenarios 1-6, 8-10, and 12-14)

The proposed project would allow for purchase of new NZE and ZE trucks as a way for warehouse operators to meet their WPCO. Because NZE and ZE trucks have lower NOx and PM10 emissions than diesel trucks, the proposed project would likely result in significant emissions reductions. Table 4.1-6 shows the potential criteria air pollutant emissions reductions benefits associated with the modeled WAIRE Points scenarios (see Scenarios 1, 2, 3, 4, 5, 6, 8, 9, 10, 12, 13, and 14). It is anticipated that when warehouse operators replace trucks with NZE and ZE trucks, some of the older trucks will be retired (i.e., scrapped), and some of these trucks would be transitioned to other uses or warehouses outside of South Coast AQMD's jurisdiction for trucks that are no longer eligible to access the San Pedro Bay Ports. However, even in this instance where the trucks are transitioned to other uses, it can be presumed that they would replace even older, higher emissions trucks in an operator's truck fleet. This assumption is based on the fact that the proposed project does not generate an increase in the national or even international demand for trucks used in the goods movement sector. Thus, operators that purchase the trucks replaced by NZE and ZE trucks pursuant to the proposed project would be replacing an existing truck that has aged out of or is nearing the end of its useful life. These assumptions support the conclusion that the proposed project would result in a greater turnover of diesel trucks to NZE and ZE trucks than would have occurred without implementation of the proposed project, and that there would be an emissions benefit from the proposed project due to its incentives for replacing older trucks with newer ones. Regardless of whether or not trucks are retired or transferred, there would be a reduction in emissions from replacement of an older truck. These potential reductions as a direct result of the proposed project are captured in the scenario modeling shown in Table 4.1-6.

4.1.3.5 Efficiency of Goods Movement in Southern California

Because warehouse operators may earn WAIRE Points and comply with the WAIRE Program in many different ways, it's the effect on goods movement in Southern California is speculative. On the one hand, the WAIRE Program could decrease the overall VMT efficiency of goods movement in the South Coast AQMD region by creating WAIRE Points incentives to reroute NZE and ZE trucks to warehouses in the South Coast AQMD. For example, operators with multiple warehouses in the South Coast AQMD may choose to satisfy the WPCO through acquiring NZE and ZE trucks and rerouting so that the usage points are accumulated at multiple warehouses, since each operator must report annual truck trips that serve the warehouse. Similarly, warehouse operators may contract with trucking companies that already own NZE and ZE trucks to route those trucks to warehouses in the South Coast AQMD. Purchasers of the trucks would be replacing an existing truck that has aged out of or is nearing the end of its useful life. In either situation, the rerouting could lead to greater overall VMT to accomplish the same level of goods movement.

On the other hand, the WAIRE Program could increase the efficiency of goods movement. If it is assumed current travel patterns are optimized for efficiency, warehouse operators would be incentivized to reduce the number of truck visits at their facilities each year since that is a metric used to determine the WPCO for a warehouse. Under the WAIRE Program, the number of annual truck trips for applicable warehouses must be reported to be converted into each operator's WPCO; the fewer truck trips generated by a facility, the lower that facility's WPCO will be. Because the WPCO is based on the annual truck trips that are reported to South Coast AQMD, there is an incentive to increase efficiency of truck movements to reduce the number of truck trips generated at an operator's facility. Reducing diesel truck trip movements would be a beneficial effect of the WAIRE Program as it may reduce air pollutant emissions from fewer trips generated beyond those

emissions identified in Table 4.1-6. It is important to note that the South Coast AQMD staff intends to conduct ongoing monitoring, review, and reporting on the performance of the WAIRE Program. These ‘check-ins’ will provide useful information on implementation details and help identify effects of the WAIRE Program on warehouses in the region.

Given this uncertainty, the EA cannot determine the effect of the proposed project on the efficiency of goods movement in Southern California. Pursuant to the CEQA Guidelines Section 15145, “If, after thorough investigation, a Lead Agency finds that a particular impact is too speculative for evaluation, the agency should note its conclusion and terminate discussion of the impact.”

4.1.3.6 Air Quality Impacts During Overlap of Construction and Operation

Given the number of warehouse facilities that will be subject to the proposed project and the varying modifications expected to occur at each affected facility in order to comply with the proposed project, construction impacts associated with some WAIRE compliance options at warehouses could potentially overlap with operational impacts associated with facility relocation. According to South Coast AQMD’s policy for analyzing a project’s air quality impacts in CEQA documents, in the event that there is an overlap of construction and operation periods, the peak daily emissions from the construction and operation overlap period should be summed and compared to the South Coast AQMD’s air quality significance thresholds for operation, which is more stringent, and thus, more conservative ~~that~~ than using the construction thresholds.

The construction impacts are specific to the compliance options Scenario 6 (ZE truck charger installation) and Scenario 12 (hydrogen fueling station infrastructure installation). The overlap of emissions for these two compliance options Scenarios are provided in Table 4.1-7 for the ‘worst-case’ year and at compliance year 10 of proposed project implementation. The construction emissions for the worst-case year are identified above in Tables 4.1-3 and 4.2-4, that is compliance year 1 (year 2022) for Scenario 6 and compliance year 3 (year 2024) for Scenario 12. NO_x and PM₁₀ emissions from Scenario 6 and Scenario 12 are added to the additional emissions that would occur as a result of up to three warehouse relocations assumed in this EA for disclosing and understanding the greatest potential relocation impacts even though no such relocations are expected to occur. As such, total emissions from both scenarios of overlapping construction and operational activities have been compared to the South Coast AQMD’s air quality significance thresholds for operation in Table 4.1-7.

Table 4.1-7
Peak Daily Overlapping Construction and Operational Emissions

Scenario / Activity	Overlapping Construction and Operational Emissions (lbs/day) – Worst Case Year		Overlapping Construction and Operational Emissions (lbs/day) – Year 2031	
	NOx	PM10	NOx	PM10
Scenario 6				
Construction Scenario 6	140 <u>139</u>	7	15 <u>6</u>	<u>≤1</u>
Benefits Scenario 6	0	0	-3,554 <u>-2,853</u>	-18 <u>-17</u>
Worst Case Relocations	74	0.6	74	0.6
Total Scenario 6	214 <u>213</u>	7.6	-3,465 <u>-2,773</u>	-16.4 <u>-16.1</u>
Significance Threshold	55	55 <u>150</u>	55	55 <u>150</u>
Exceed Threshold?	Yes	No	No	No
Scenario 12				
Construction Scenario 12	1,061	52	49	2
Benefits Scenario 12	-702	-5.1	-5,695 <u>-3,992</u>	-40 <u>-28</u>
Worst Case Relocations	74	0.6	74	0.6
Total Scenario 12	433	47.5	-5,572 <u>-3,869</u>	-37.4 <u>-25.0</u>
Significance Threshold	55	55 <u>150</u>	55	55 <u>150</u>
Exceeds Threshold?	Yes	No	No	No
Notes: 'Worst-case' year is compliance year 1 (year 2022) for Scenario 6 and compliance year 3 (year 2024) for Scenario 12.				

As indicated in Table 4.1-7, the peak daily emissions during the construction and operational overlap period would exceed the South Coast AQMD's air quality significance thresholds for NOx for operation in the worst-case year for Scenario 6 (i.e., year 2021) and for NOx for operation in the worst-case year for Scenario 12 (i.e., year 2024). Therefore, the air quality impacts during the construction and operation overlap period are considered to be significant. By year 2031 the initial upfront emissions from installation would be offset by the potential emissions benefits from Scenario 6 and Scenario 12. However, because emissions modeling considers the worst-case scenario in the year where there are higher construction emissions than emissions benefits, the proposed project would temporarily result in significant adverse air quality impacts for NOx during the 'worst-case' construction and operation overlap period under the most conservative scenario where all warehouse operators would select Scenario 6 or Scenario 12 as the sole compliance option to meet their WPCO.

4.1.4 Greenhouse Gas Emissions Impacts (Significance Criteria f)

The analysis of GHGs is a different analysis than the analysis of criteria pollutants. For criteria pollutants, the significance thresholds are based on daily emissions because attainment or non-attainment is primarily based on daily exceedances of applicable ambient air quality standards. Further, several ambient air quality standards are based on relatively short-term exposure effects on human health (e.g., one-hour and eight-hour standards). Since the half-life of CO₂ is approximately 100 years, the effects of GHGs occur over a longer term, which means they affect the global climate over a relatively long-time frame. As a result, the South Coast AQMD's current policy is to evaluate the effects of GHGs over a longer time frame than a single day (i.e., annual emissions). GHG emissions are typically considered to be cumulative impacts because they

contribute to global climate effects. Annual GHG emission impacts from implementing the proposed project were calculated by considering first the ‘construction’ GHG impacts, i.e., GHG emissions associated with construction activities that may occur as warehouse operators comply with the proposed project; and ‘operational’ GHG impacts—i.e., GHG emissions associated with potential warehouse relocations and cargo growth diversion resulting from the proposed project implementation, increased electricity consumption, and GHG emissions benefits from purchase and use of NZE and ZE vehicles.

4.1.4.1 GHGs Emissions from Construction Activities

As discussed above, WAIRE Points Scenarios 6 (ZE charger installation) and Scenario 12 (hydrogen fueling station infrastructure installation) represent the highest potential construction emissions scenarios associated with the proposed project and are used to conservatively estimate the maximum potential ‘worst-case’ construction GHG emissions associated with the proposed project (see “Air Quality Impacts During Construction”). Again, the WAIRE Point scenarios assume that all warehouse operators selected that compliance option as the single, sole compliance option to meet their WPCO. As a result, the highest emissions scenario represents the worst-case potential construction GHG emissions associated with the proposed project. For Scenario 6 and Scenario 12, construction emissions over the 10 compliance years (year 2021 through year 2031) of proposed project implementation were amortized over a 30-year project life in accordance with the guidance provided in the *Interim CEQA GHG Significance Threshold for Stationary Sources, Rules and Plans*⁹ that was adopted by the South Coast AQMD Governing Board in December 2008, and included in the operational analysis to reflect one-time emissions from these short-term construction activities.¹⁰ As identified previously, WAIRE Points scenarios modeled for solar installation, filtration system installation, and plugs at warehouse docking bays for electric TRUs would not use substantial off-road construction equipment, and thus any GHG emissions from those compliance options would be less than the GHG emissions from Scenario 6 and Scenario 12.

4.1.4.1.1 Potential Construction Impacts from ZE Truck Charger Installation (Scenario 6)

Scenario 6 assumes that all warehouse operators selected purchase and use of ZE trucks and ZE charger installations as the single, sole compliance option to meet their WPCO. As identified previously, this scenario and all scenarios in the EA result in a conservative estimate of impacts because it is highly unlikely that all operators would choose to fulfill their WPCO through this compliance option. As a result, the emissions identified in the table provides a conservative estimate of the potential greatest possible increase in construction emissions associated with the proposed project. Based on information compiled by South Coast AQMD for similar charging infrastructure projects, installation of ZE truck charging infrastructure at a warehouse is assumed to have a construction duration of two days, an estimated ZE charging pad size of 5,000 square feet, and the following construction equipment: one industrial concrete saw, one backhoe, one skid steer loader with augur attachment (bore/drill), one crane, and one cement mixer. The annual

⁹ Interim CEQA GHG Significance Threshold for Stationary Sources, Rules and Plans, [http://www.aqmd.gov/docs/default-source/ceqa/handbook/greenhouse-gases-\(ghg\)-ceqa-significance-thresholds/ghgattachmente.pdf](http://www.aqmd.gov/docs/default-source/ceqa/handbook/greenhouse-gases-(ghg)-ceqa-significance-thresholds/ghgattachmente.pdf)

¹⁰ South Coast AQMD. 2008, December 5. Interim CEQA GHG Significance Threshold for Stationary

Sources, Rules and Plans. <http://www.aqmd.gov/home/rules-compliance/ceqa/air-quality-analysis-handbook/ghg-significance-thresholds>

emissions associated over 10 compliance years from installation of ZE chargers and amortized over a 30-year project lifetime are shown in Table 4.1-8.

Table 4.1-8
Maximum Potential GHG Emissions Associated with ZE Truck Charger Installations – Scenario 6

Activity	Scenario 6 ZE Truck Charger Installations	
	Number of Chargers	MTCO ₂ eq/Year
Year 2022	1,863 1,857	4,371 4,357
Year 2023	1,045 1,023	2,452 2,400
Year 2024	1,254 1,192	2,942 2,796
Year 2025	469 119	396 279
Year 2026	495 132	457 310
Year 2027	495 127	457 298
Year 2028	495 119	457 279
Year 2029	495 110	457 258
Year 2030	495 99	457 232
Year 2031	495 85	457 199
Total	5,501 4,863	12,905 11,409
30-Year Amortization	NA	430 380
Source: CalEEMod Version 2016.3.2		

4.1.4.1.2 Potential Construction Impacts from Hydrogen Fueling Infrastructure (Scenario 12)

Scenario 12 assumes that all warehouse operators selected the purchase and use of hydrogen fueling infrastructure as the single, sole compliance option to meet their WPCO. As identified previously, this scenario and all scenarios in the EA result in a conservative estimate of impacts because it is highly unlikely that all operators would choose to fulfill their WPCO through this compliance option. As a result, the emissions identified in the table provides a very conservative estimate of the potential greatest possible increase in construction emissions associated with the proposed project. Based on information compiled for similar fuel station projects at existing gas stations, installation of a hydrogen fueling station at a warehouse is assumed to have an ‘active’ construction duration of 2.5 months, on a 0.3-acre site, and the following construction equipment: one backhoe, one crane, and concrete and delivery trucks. The annual GHG emissions from installation of hydrogen fueling stations and amortized over a 30-year project lifetime are shown in Table 4.1-9.

Table 4.1-9
GHG Emissions Associated with Hydrogen Fueling Infrastructure Installations – Scenario 12

Activity	Scenario 12 Hydrogen Fueling Station Installations	
	Number of Stations	MTCO ₂ eq/Year
Year 2022	955	20,588
Year 2023	1,003	21,622
Year 2024	1,160	25,007
Year 2025	54	1,164
Year 2026	54	1,164
Year 2027	54	1,164
Year 2028	54	1,164
Year 2029	54	1,164
Year 2030	54	1,164
Year 2031	54	1,164
Total	3,442 3,496	75,365
30-Year Amortization	NA	2,512

Source: CalEEMod Version 2016.3.25

4.1.4.2 Potential GHGs Emissions from Operations (Warehouse Relocations and Cargo Growth Diversion)

Based on the currently proposed rule stringency, the proposed project would not result in warehouse relocations out of South Coast AQMD's jurisdiction. Under the highest rule stringency considered, that would result in \$2.00 per square foot of additional cost to warehouses, the proposed project would result in a maximum of six warehouse relocations (see Chapter 5, Alternatives). This EA nonetheless considers the potential for up to three warehouse relocations from the proposed project, even though no such relocations are expected based on the IEc Study in order to provide a conservative analysis for the operational impacts. Table 4.1-10 shows the maximum potential increase in GHG emissions associated with an increase in truck VMT from up to three potential warehouse relocations assumed in this EA, even though no such relocations are expected to occur.

Table 4.1-10
GHG Emissions from Worst Case Up to Three Warehouse Relocations

Activity	Worst Case Up to Three Warehouse Relocations
	MTCO ₂ eq
Truck VMT Emissions	5,902
Significance Threshold	10,000
Exceed Significance?	No

Although it is not reasonably foreseeable that cargo shippers would divert to other ports to avoid the increased cost of compliance with the proposed project, because of the uncertainty of the market response, the EA assumes some shipping diversion. However, it is not possible to determine the amount of cargo diverted, where the cargo would be diverted to, or the existing air

quality at the alternative port. As a result, it would be speculative to attempt to quantify such impacts.

Considered qualitatively, any impacts of such cargo diversion would likely be *de minimis*. This is because the amount of diverted cargo would likely be small—much smaller than the 1.4 percent estimated in the Port Study, for the reasons discussed above. Moreover, this small amount of cargo would likely be carried on ships that are already headed to other ports and would not result in additional shipping trips. As a result, any impacts would be limited to increased GHG emissions resulting from the small increase in weight. Because the cumulative area of impact for GHG emissions is global emissions, this EA considers emissions outside of the South Coast AQMD’s jurisdiction from the increase in weight.

4.1.4.3 Potential GHGs Emissions from Operations (Increased Electricity)

Implementation of the proposed project would result in an increase in electricity demand, as many of the compliance options would support or involve a transition from diesel-fueled vehicles to electric vehicles. The WAIRE Points scenarios with the greatest GHG emissions associated with this transition are:

- **ZE Truck Charger Installation and ZE Truck Use (Scenario 6).** Electric trucks operate via battery power instead of fuels. As a result, transition of diesel trucks to electric trucks would result in an increase in electricity demand.
- **Installation of High Efficiency Filter Systems (Scenario 15)** High-efficiency HVAC systems with MERV-16 filters and filtration systems take more electricity to operate than standard HVAC systems. The increased energy demand from high efficiency HVAC systems is considered under this scenario.
- **ZE Cargo Handling Equipment Purchase and Use (Scenario 18).** ZE cargo handling equipment would operate on electricity rather than diesel fuel. As a result, use of this ZE cargo handling equipment in lieu of diesel cargo handling equipment would result in an increase in electricity demand.
- **TRUs Plug Installation and Usage in Cold Storage Facilities (Scenario 17).** Electric TRUs would utilize electricity rather than diesel fuel for their auxiliary engine while docked at the warehouse. However, WAIRE Points scenario modeling for this scenario did not show an increase over existing regulations, and therefore, no additional energy use is assumed with this scenario.
- **Solar Panel Installation (Scenario 11).** Operation of rooftop solar panels would offset the existing warehouse’s electricity demand. As a result, the proposed project would result in a GHG emissions benefit with this WAIRE Points compliance obligation.

The electricity from use/generation from implementation of the proposed project Scenarios 6, 15, 18, and 11 is multiplied by the carbon intensity for the Southern California Edison (SCE) utility—since SCE represents the vast majority (75 percent) of the service area¹¹—based on the carbon intensity from SCE’s latest Sustainability Report.¹² The carbon intensity is adjusted to reflect a

¹¹ Other electricity service providers include the City of Industry (6 percent of service area), City of Vernon (3 percent), City of Anaheim (2 percent), and Moreno Valley (1 percent).

¹² Southern California Edison. 2020. 2019 Sustainability Report.
<https://www.edison.com/content/dam/eix/documents/sustainability/eix-2019-sustainability-report.pdf>

reduction in carbon intensity as a result of implementation of Senate Bill 100, which established a renewable portfolio standard (RPS) target of 60 percent renewables. As identified previously, this scenario and all scenarios in the EA result in a conservative estimate of impacts because it is highly unlikely that all operators would choose to fulfill their WPCO through this single compliance option. As a result, the GHG emissions identified in the table provides a conservative estimate of the maximum potential increase in GHG emissions use (Scenarios 6, 15, and 18) and GHG benefits (Scenario 11) associated with the proposed project at compliance year 10 (year 2031).

4.1.4.3.1 Increased Electricity Consumption from ZE Truck Charger Installation and ZE Truck Use (Scenario 6)

ZE trucks would generate an increase in demand for electricity. This EA identifies the maximum potential anticipated increase in electricity use from ZE trucks purchased and used as a result of the proposed project. Scenario 6 assumes all warehouse operators selected the purchase and use of ZE trucks as the single, sole compliance option to meet their WPCO. Table 4.1-11 shows the maximum potential increase in GHG emissions from electricity from the proposed project at compliance year 10 (year 2031).

Table 4.1-11
Maximum Potential Increase in Electricity and GHG Emissions from Electric Truck Use in the South Coast AQMD Region – Scenario 6

Scenario	Purchase and Use of Electric Trucks		
	Electric Trucks at Year 2031	GWH Year 2031	MTCO ₂ eq ^a Year 2031
Scenario 6	<u>28,569</u> <u>22,777</u>	<u>847</u> <u>697</u>	<u>126,352</u> <u>104,068</u>
Notes: MWH: Megawatt Hours			
^a Based on the Carbon Intensity for SCE identified in the 2019 Sustainability Report and adjusted to reflect Senate Bill 100 (i.e., 329 lbs/MWH).			

4.1.4.3.2 Increase in Electricity Consumption from Installation of High-Efficiency Filter Systems (Scenario 15)

Implementation of the proposed project could increase energy demand and associated GHG emissions under Scenario 15, which assumes that all warehouses operators would install high-efficiency filter systems or replace filters in residences, schools, daycares, hospitals, or community centers proximate to the warehouse location as the single, sole compliance option to meet their WPCO. This is because high efficiency air filtration systems take slightly more electricity to operate than traditional heating, ventilation, and air conditioning (HVAC) systems. As identified in Table 4.1-12, installation of high efficiency HVAC systems with MERV-16 filters would result in 2,870,569 2,307,547 systems installed by year 2031, resulting in an increase of 746 600 gigawatt-hours (GWH) by year 2031 (compliance year 10).

Table 4.1-12
Maximum Potential Increase in Electricity and GHG Emissions from High Efficiency Filtration Systems Installed in the South Coast AQMD Region – Scenario 15

Scenario	High Efficiency Filter Systems Installed by Year 2031	Increase in GWH Year 2031 ^a	MTCO ₂ eq ^b Year 2031
Scenario 15	2,870,569 2,307,547	746 600	111,379 85,533
Notes: GWH: gigawatt-hours ^a Based on an energy consumption of 260 kWh/yr per system. ¹³ ^b Based on the Carbon Intensity for SCE identified in the 2019 Sustainability Report and adjusted to reflect Senate Bill 100 (i.e., 329 lbs/MWH).			

4.1.4.3.3 Increase in Electricity Consumption from Purchase and Use of ZE Cargo Handling Equipment (Scenario 18)

Scenario 18 assumes all warehouse operators selected the purchase and use of ZE cargo handling equipment as the single, sole compliance option to meet their WPCO. Use of ZE cargo handling equipment would replace diesel cargo handling equipment and result in both localized and regional air quality emissions benefits. However, ZE cargo handling equipment would result in an increased demand for electricity and associated GHG emissions. Table 4.1-13 shows the total increase in electricity use and GHG emissions at compliance year 10 (year 2031) associated with Scenario 18.

Table 4.1-13
Maximum Potential Increase in Electricity and GHG Emissions from ZE Cargo Handling Equipment Purchase and Use in the South Coast AQMD Region – Scenario 18

Scenario	ZE Cargo Handling Equipment Purchased through 2031	GWH ^a Year 2031	MTCO ₂ eq ^b Year 2031
Scenario 18	4,864 4,076	149 125	22,255 18,650
Notes: GWH: Gigawatt hours ^a Based on 365 days of operation per year and each cargo handling equipment (i.e., yard truck) would consume 84 kWh/day. ¹⁴ ^b Based on the Carbon Intensity for SCE identified in the 2019 Sustainability Report and adjusted to reflect Senate Bill 100 (i.e., 329 lbs/MWH).			

4.1.4.3.4 Potential GHG Benefits from Purchase and Use of Solar Panels (Scenario 11)

Scenario 11 assumes all warehouse operators selected installation of solar panels as the single, sole compliance option to meet their WPCO as a result of the proposed project. Under Scenario 11 the proposed project could offset electricity demand through installation of solar panels, which would reduce the need for additional energy resources from local utilities and offset the potential increase in electricity demand and GHG emissions from other compliance options, as shown in Table 4.1-14.

¹³ Peters, Christine. IQ Air. 2019, October 11. Personal Communication “School Filtration Costs – Installation, Maintenance”.

¹⁴ Orange EV. 2018, April 17. Making Electrification Work: How to Successfully Deploy HDEVs A Yard Truck Case Study. <https://www.gtsummmitexpo.socialenterprises.net/program/2018presentations/MikeSaxton.pdf> Accessed December 2020.

Table 4.1-14
Maximum Potential Electricity and GHG Offset from Solar Panel Installation in the South Coast
AQMD Region – Scenario 11

Scenario	GWH/Year Generated Year 2031	MTCO ₂ eq ^a Year 2031
Scenario 11	11,044 <u>11,022</u>	1,648,061 <u>1,644,880</u>
Notes: GWH: Gigawatt Hours		
^a Based on the Carbon Intensity for SCE identified in the 2019 Sustainability Report and adjusted to reflect Senate Bill 100 (i.e., 329 lbs/MWH).		

4.1.4.4 Scenario Modeling GHG Emissions Reduction Benefits

The proposed project is designed to have substantial long-term air quality benefits, which result in GHG emissions co-benefits. In general, the proposed project achieves these benefits by requiring warehouse operators to implement air quality improvement measures. Operators can comply with the WAIRE Program in a number of ways, including by using NZE or ZE trucks in place of higher-polluting diesel trucks; building infrastructure to support expanded use of ZE trucks; increasing use of solar energy; and installing new filtration systems for sensitive receptors that are currently exposed to poor air quality.

Since it is speculative to determine how individual warehouse operators will choose to comply with the proposed project, it is not possible to quantify the exact GHG emissions benefits that will result from the proposed project. Instead, this EA considers the range of GHG emissions benefits from each of the compliance options modeled as Scenarios 1 through 18 as a way to identify the environmental benefits on GHG emissions of the WAIRE Points isolated for each individual compliance option. Table 4.1-15 shows the potential range of GHG emissions reductions as a result of implementation of the proposed project under the different WAIRE Points Scenarios modeled at year 10 (year 2031). NZE trucks have a lower carbon intensity than the diesel trucks they would replace (i.e., GHG emissions per mile traveled are lower). The WAIRE Point scenarios assume all warehouse operators selected that compliance option as the single, sole compliance option to meet their WPCO.

Table 4.1-15
Potential GHG Emissions Reductions from the Proposed Project

WAIRE Points Scenario		MTCO ₂ eq
Scenario 1	NZE Class 8 Truck Acquisitions and Visits (No Incentives)	0
Scenario 2	NZE Class 8 Truck Acquisitions with Early Purchase (of one truck more than the required by WPCO) and Visits	0
Scenario 3	NZE Class 8 Truck Acquisitions Funded by Carl Moyer and Visits	0
Scenario 4	NZE Class 8 Truck Visits (Use from Non-Owned Fleet)	0
Scenario 5	ZE Class 8 Truck Visits (Use from Non-Owned Fleet)	0
Scenario 6	Level 3 charger Installations in the First Year and ZE Class 6 and 8 Truck Acquisitions.	550,116 439,009
Scenario 7	Pay Mitigation Fee	0
<u>Scenario 7a</u>	<u>Pay Mitigation Fee and account for NZE trucks visiting the facility incentivized from the WAIRE Mitigation Program</u>	<u>0</u>
Scenario 8	NZE Class 6 Truck Acquisitions and Visits (No Incentives)	0
Scenario 9	NZE Class 6 Truck Visits (Use from Non-Owned Fleet)	0
Scenario 10	ZE Class 6 Truck Visits (Use from Non-Owned Fleet)	0
Scenario 11	Rooftop Solar Panel Installations and Usage	2,234,150 1,644,880
Scenario 12	Hydrogen Fueling Station Installations in the First Year and ZE Class 8 Truck Acquisitions and Visits (No Incentives)	512,184 411,519
Scenario 13	ZE Class 2b-3 Truck Acquisitions and Visits (No Incentives)	579,473 483,601
Scenario 14	ZE Class 2b-3 Truck Visits (Use from Non-Owned Fleet)	585,605 314,164
Scenario 15	MERV-16 or Greater Filter and Filtration System Installations	0
Scenario 16	MERV-16 or Greater Filter and Filtration System Purchases	0
Scenario 17 ^a	TRU Plug Installations and Usage in Cold Storage Facilities	0
Scenario 18 ^a	ZE Cargo Handling Equipment Acquisitions and Usage	469,723 144,896
Max. Potential Reduction		2,234,150 1,644,880
Min. Potential Reduction		0
Notes:		
^a Scenario 17 and 18 only CO ₂ emissions benefits calculated. .		

4.1.4.5 Indirect Impacts Associated with Construction of New Manufacturing Facilities, Recycling Facilities, and Grid Improvements

Because the proposed project encourages and incentivizes the purchase and use of NZE and ZE vehicles, it could also indirectly result in the construction and operation of new manufacturing and

recycling facilities as well as infrastructure improvements to support NZE and ZE vehicles. These potential impacts were analyzed in CARB's Final EA for the ACT Regulations, and this EA incorporates that analysis by reference here. In summary, the ACT Final EA identifies that construction activities would result in an increase in emissions; however, such facilities would be required to seek local land use approvals prior to their implementation. Part of the land use entitlement process requires that each of these projects undergo environmental review consistent with California environmental review requirements (e.g., CEQA) and other applicable local requirements (e.g., local air district rules and regulations). Additionally, this temporary increase in emissions of GHGs is meant to, in the long-term, allow for a transition to vehicles that reduce overall emissions of GHGs. Therefore, when these short-term construction-related-GHG emissions associated with construction activities under the proposed project are considered in relation to the overall long-term operational GHG emissions benefits associated with the WAIRE Point scenarios for NZE and ZE trucks discussed below, they are not considered substantial.

4.1.4.6 Summary of GHG Impacts (Construction and Operation)

Table 4.1-16 shows a summary of the GHG emissions impacts for the scenarios analyzed. These scenarios were selected based on the greatest potential to result in GHG emissions impacts in order to show the range of potential environmental consequences associated with the proposed project to provide a framework for understanding the greatest potential impacts on GHG emissions. The analysis in this EA has taken the scenario approach outlined above in order to provide a conservative analysis of potential impacts of the proposed project.

Table 4.1-16
Summary of GHG Emissions from the Proposed Project

Activity	Compliance Year 2031 CO ₂ eq (MT/year ^a)
Scenario 6 – ZE Charger Installation and Electric Trucks	
ZE Charger Installation Amortized Over 30 Years	<u>430,380</u>
GHG Emissions Reduction Benefits from Scenario 6	<u>-550,116 -439,009</u>
Worst Case (Up to Three) Relocation Impacts	5,902
Electricity from ZE Trucks (847,697 GWH)	<u>126,352 104,068</u>
Total	<u>-417,432 -328,659</u>
Significance Threshold	10,000
Exceed Significance?	NO
Scenario 11 – Solar Panels	
GHG Emissions Reduction Benefits from Scenario 11 (41,044 <u>439,009</u> GWH)	<u>-2,234,150 -1,644,880</u>
Worst Case (Up to Three) Relocation Impacts	5,902
Total	<u>-2,228,248 -1,638,978</u>
Significance Threshold	10,000
Exceed Significance?	NO

**Table 4.1-16
Summary of GHG Emissions from the Proposed Project**

Activity	Compliance Year 2031 CO ₂ eq (MT/year ^a)
Scenario 12 – Hydrogen Fueling Infrastructure and Trucks	
Hydrogen Fueling Infrastructure Installation Amortized Over 30 Years	2,512
GHG Emissions Reduction Benefits from Scenario 12	-512,184 <u>-411,519</u>
Worst Case (Up to Three) Relocation Impacts	5,902
Total	-503,770 <u>-403,105</u>
Significance Threshold	10,000
Exceed Significance?	NO
Scenario 15 – High Efficiency Filtration Systems	
Electricity from MERV-16 HVACs (746,600 GWH)	111,379 <u>89,533</u>
GHG Emissions Reduction Benefits from Scenario 15	0
Worst Case (Up to Three) Relocation Impacts	4,328 <u>5,902</u>
Total	115,707 <u>95,435</u>
Significance Threshold	10,000
Exceed Significance?	YES
Scenario 18 – ZE Cargo Handling Equipment	
Electricity from ZE Cargo Handling Equipment (149,125 GWH)	22,255 <u>18,650</u>
GHG Emissions Reduction Benefits from Scenario 18	-169,723 <u>-144,896</u>
Worst Case (Up to Three) Relocation Impacts	5,902
Total	-141,566 <u>-120,344</u>
Significance Threshold	10,000
Exceed Significance?	NO
EMFAC2017 was used to calculate the class-specific CO ₂ eq emission rates for truck categories considered to be likely to visit warehouses (as discussed in WAIRE Program Technical Document). For Scenario 17, CARB's Draft 2019 TRU Emissions Inventory Output for Single Body Truck TRU Under Regulation Concept Scenario was used. In Scenario 18 CO ₂ emission rates were derived from Orion off-road Emissions Inventory for Port Cargo Handling Equipment Type, Yard Trucks. Electricity sector emission are based on the Carbon Intensity for SCE identified in the 2019 Sustainability Report and adjusted to reflect Senate Bill 100 (i.e., 329 lbs/MWH).	

The proposed project would have GHG emissions co-benefits from several of the WAIRE Points scenarios despite the indirect increase in GHG emissions from potential worst-case up to three warehouse relocations, electricity use, and construction-related emissions. It should be noted that although it is not possible to forecast a specific reasonable worst-case scenario that would occur with implementation of the proposed project, the actual impacts that would occur with implementation of the proposed project would be within the range of that identified in Table 4.1-16.

As shown in this Table 4.1-16, GHG emissions would not exceed South Coast AQMD's GHG significance threshold for all the scenarios except Scenario 15. In this scenario, the increase in electricity use from installation of higher efficiency filter systems and emissions from potential worst-case up to three warehouse relocations assumed in this EA would result in an indirect increase in GHG emissions associated with the proposed project; however, for this scenario there is not a regional GHG emissions benefit since this compliance option aims to reduce exposure to diesel particulate matter emissions. As a result, under Scenario 15, where all warehouse facilities,

landowners, or warehouse facility operators would select installation of high efficiency filter systems at sensitive receptors proximate to a warehouse as the single, sole compliance option to meet WPCO, the proposed project's GHG would exceed the South Coast AQMD's significance criteria. Additional GHG emissions could also result from cargo shippers diverting their cargo to other ports, though this EA has concluded that outcome is not reasonably foreseeable, it is not possible to quantify any such increase, and any increase would likely be small. For these reasons, implementing the proposed project is conservatively expected to potentially generate a significant adverse cumulative GHG impact. Therefore, the proposed project could generate GHG emissions, either directly or indirectly, that may have a significant adverse impact on the environment. However, as noted previously, South Coast AQMD staff intends to conduct ongoing monitoring, review, and reporting on the performance of the WAIRE Program. These 'check-ins' will provide useful information on implementation details and help identify effects of the WAIRE Program on warehouses in the region.

4.1.5 Consistency with Greenhouse Gas Reduction Plans (Significance Criteria g)

The primary plan that governs GHG emission reductions in California is CARB's 2017 Scoping Plan Update. The Scoping Plan Update incorporates freight and mobile source strategies to reduce emissions from the goods-movement sector.¹⁵ On May 16, 2016, CARB released the 2016 Mobile Source Strategy that demonstrates how the State can simultaneously meet air quality standards, achieve GHG emission reduction targets, decrease health risk from transportation emissions, and reduce petroleum consumption over the next fifteen years.¹⁶ Under Senate Bill 44, CARB is required to update the Mobile Source Strategy every five years. CARB recently prepared a Draft 2020 Mobile Source Strategy.¹⁷ The Update to the Mobile Source Strategy considers the recent Executive Order N-79-20, which established a goal that 100 percent of California sales of new passenger cars and trucks will be ZE by 2035 and a goal transitioning existing trucks to ZE medium- and heavy-duty vehicles, where feasible, by 2045. The Mobile Source Strategy identifies the following strategies for on-road medium- and heavy-duty vehicles:

- Manufacturer requirements to foster clean technology production and sales;
- In-use requirements to accelerate penetration of newer technology;
- Incentive programs to promote and accelerate the use of advanced clean technologies;
- Enhanced enforcement strategies to ensure programs are achieving their anticipated benefits;
- Outreach and education to increase consumer awareness and acceptance of advanced vehicle and equipment technologies; and
- Infrastructure planning and development to support the transition to cleaner technologies.

The proposed project would accelerate the integration and use of NZE and ZE trucks and supporting infrastructure within South Coast AQMD's jurisdiction by providing WAIRE Points

¹⁵ California Air Resources Board, 2017, California's 2017 Climate Change Scoping Plan: The Strategy for Achieving California's 2030 Greenhouse Gas Target, https://www.arb.ca.gov/cc/scopingplan/2030sp_pp_final.pdf, accessed on March 18, 2019.

¹⁶ California Air Resources Board. 2016, May 16. 2016 Mobile Source Strategy. <https://ww2.arb.ca.gov/resources/documents/2016-mobile-source-strategy>

¹⁷ California Air Resources Board. 2020, November 24. Draft 2020 Mobile Source Strategy https://ww2.arb.ca.gov/sites/default/files/2020-11/Draft_2020_Mobile_Source_Strategy.pdf

incentives for warehouse operators to buy and use NZE and ZE trucks as well as install supporting infrastructure. Thus, the proposed project facilitates the implementation of the most recent statewide strategies for goods movement as outlined in the Draft 2020 Mobile Source Strategy and Executive Order N-79-20; therefore, the proposed project is consistent with statewide strategies for goods movement to reduce GHG emissions.

The proposed project is also consistent with the Mobile Source Control Measures in the 2016 AQMP and statewide strategies to reduce GHG emissions from the goods movement sector. The 2016 AQMP includes measures that examine and assess control of air pollutant emissions as they pertain to the following: emissions growth management, facility based mobile source, on-road and off-road mobile sources, incentive programs, on-road heavy-duty and off-road federal and international sources, and off-road equipment. Because the proposed project would promote the transition from diesel and gasoline trucks to NZE and ZE trucks and ZE cargo handling equipment to be operated on the warehouse sites, it would reduce GHG emissions as these trucks are retired. In addition, the proposed project would also aim to reduce emissions by introducing ZE charging stations and hydrogen fueling stations. While the proposed project could increase electricity consumption by promoting the transition from diesel to electric vehicles and allowing warehouse operators to comply by installing filter systems at sensitive receptors, the proposed project also allows warehouse operators to comply by installing solar panels, which would help to offset some of the increased electricity use. Finally, while the proposed project may have an effect on NZE and ZE truck VMT in the South Coast AQMD, it is also possible that operators consolidate the number of truck visits at a facility. Because there is an incentive to increase efficiency of truck movements to reduce the number of truck trips generated at an operator's facility, which in turn reduces the warehouse operator's WPCO, and may reduce air pollutant emissions from fewer truck trips generated.

Thus, the proposed project would be consistent with the Mobile Source Control Measures in the 2016 AQMP and statewide strategies in the Scoping Plan Update to reduce GHG emissions from the goods movement sector and would not conflict with an applicable plan, policy, or regulation adopted for the purpose of reducing GHG emissions.

PROJECT IMPACTS – CONCLUSION: Based on the preceding analysis, construction-related air quality impacts (Scenario 6 and Scenario 12), air quality impacts during overlap of construction and operational activities (near-term impacts for Scenario 6 and Scenario 12), and GHG emissions impacts (Scenario 15) could be significant. Indirect construction-related air quality emissions associated with the construction of new manufacturing and recycling facilities, as well as infrastructure for NZE and ZE vehicles could also be significant. For these reasons, implementing the proposed project could generate a-potentially significant adverse short-term construction-related air quality impacts and long-term GHG emissions impacts from Scenario 15 (MERV 16 or greater filters and filtration systems) and cargo growth diversion. However, long-term air quality impacts and consistency of the proposed project with GHG reduction plans are less than significant impacts of the proposed project.

PROJECT MITIGATION MEASURES: The analysis indicates that long-term air quality impacts are less than significant. To reduce short-term significant adverse air quality impacts during construction, individual construction projects under Scenario 6 or Scenario 12 could utilize newer construction equipment that has lower NOx emissions. South Coast AQMD's Mitigation Monitoring and Reporting Plan for the 2016 Air Quality Management Plan is an additional resource to assist lead agencies with identifying other potential mitigation measures. When South

Coast AQMD is not the Lead Agency for undertaking actions to comply with the proposed project, the following mitigation measures can be used as a reference for other lead agencies, where applicable and feasible:

- All off road diesel-powered construction equipment greater than 50 hp shall meet U.S. Environmental Protection Agency (U.S. EPA) Tier 4 Final off-road emission standards, where available. In addition, all construction equipment shall be outfitted with Best Available Control Technology (BACT) devices certified by CARB. Any emissions control device used by the contractor shall achieve emissions reductions that are no less than what could be achieved by a Level 3 diesel emissions control strategy for a similarly sized engine as defined by CARB regulations. This requirement shall be included in applicable bid documents, purchase orders, and contracts.
- A copy of each unit's certified tier specification, BACT documentation, and CARB or South Coast AQMD operating permit shall be provided at the time of mobilization of each applicable unit of equipment.
- All construction equipment must be tuned and maintained in compliance with the manufacturer's recommended maintenance schedule and specifications that optimize emissions without nullifying engine warranties. All maintenance records for each equipment and their construction contractor(s) should be made available for inspection and remain onsite for a period of at least two years from completion of construction.
- Encourage construction contractors to apply for South Coast AQMD "SOON" funds. The "SOON" program provides funds to applicable fleets for the purchase of commercially-available low-emission heavy-duty engines to achieve near-term reduction of NOx emissions from in-use off-road diesel vehicles. More information on this program can be found at South Coast AQMD's website: <http://www.aqmd.gov/home/programs/business/business-detail?title=off-road-diesel-engines>.
- Prohibit vehicles and construction equipment from idling longer than five minutes at the construction site by including these restrictions in the construction company contract(s) and by posting signs onsite, unless the exceptions in the CARB regulations which pertain to idling requirements are applicable.
- During construction, require the use of ZE) or NZE trucks (e.g., material delivery trucks and soil import/export), such as trucks with natural gas engines that meet the CARB's adopted optional NOx emission standard of 0.02 grams per brake horsepower-hour (g/bhp-hr). At a minimum, require that truck operator(s)/construction contractor(s) commit to using 2010 model year or newer engines that meet CARB's 2010 engine emission standards of 0.01 g/bhp-hr for particulate matter (PM) and 0.20 g/bhp-hr of NOx emissions or newer, cleaner trucks.
- Require construction equipment such as concrete/industrial saws, pumps, aerial lifts, material hoist, air compressors, forklifts, excavator, wheel loader, and soil compactors be electric or alternative-fueled (i.e., non-diesel).
- Survey and document the proposed project's construction areas and identify all construction areas that are served by electricity. Onsite electricity, rather than temporary power generators, shall be used in all construction areas that are demonstrated to be served by electricity.

Similarly, the mitigation measures described in CARB’s Final EA for the ACT Regulation could reduce air quality impacts from construction of new manufacturing facilities, battery facilities, and infrastructure project to support the transition to NZE and ZE vehicles.

While these measures could reduce the indirect air quality impacts associated with potential construction projects, South Coast AQMD does not have land use authority over those projects. To the extent future discretionary review is required for these types of improvements (i.e., ZE charging station installation and hydrogen fueling infrastructure installation), the lead agencies for those projects may consider the specific impacts and mitigation measures required. While South Coast AQMD is a commenting agency for CEQA projects within the South Coast AQMD region, it is up to the lead agencies for these particular construction projects to impose additional mitigation requirements under CEQA. As a result, while there are potential measures that could reduce and/or eliminate temporary construction-related impacts, these mitigation measures are within the responsibility and jurisdiction of another public agency. Additionally, construction emissions impacts under Scenario 6 and Scenario 12 are short term in nature and are based on an extremely conservative modeling scenario that assumes that all warehouse operators would select one compliance option as the sole compliance option to achieve their WPCO. At full implementation of the proposed project (year 10), there would be an overall reduction in NO_x and PM₁₀ emissions during the operational phase of the proposed project that would offset the increase in emissions from construction activities and emissions under the worst-case relocation under both Scenario 6 and Scenario 12. For GHG emissions, there are no additional mitigation measures that would reduce or eliminate the increase in GHG emissions from the additional energy use caused by installation of MERV 16 or greater filters and filtration systems (Scenario 15) and from cargo growth diversion.

REMAINING IMPACTS: No feasible mitigation measures were identified that are within South Coast AQMD’s jurisdictional authority to impose; thus, construction-related air quality impacts (Scenario 6 and Scenario 12); impacts during overlap of construction and operational activities (near-term impacts for Scenario 6 and Scenario 12); indirect construction-related air quality impacts from potential development of manufacturing facilities, battery facilities, and infrastructure projects to support transition to NZE and ZE vehicles; and GHG impacts (Scenario 15 and from cargo growth diversion) would remain significant and unavoidable.

CUMULATIVE IMPACTS: The short-term construction-related air quality impacts and the long-term GHG emissions impacts are the project’s cumulative contribution to air quality and GHG emissions impacts. Thus, construction-related air quality impacts (Scenario 6 and Scenario 12); impacts during overlap of construction and operational activities (near-term impacts for Scenario 6 and Scenario 12); indirect construction-related air quality impacts from potential development of manufacturing facilities, battery facilities, and infrastructure projects to support transition to NZE and ZE vehicles; and GHG impacts (Scenario 15 and from cargo growth diversion) are considered ~~to be~~ cumulatively considerable pursuant to CEQA Guidelines Section 15064(h)(1); ~~and~~ therefore, this EA identifies significant adverse cumulative air quality and GHG impacts associated with the proposed project.

It should be noted that the impact analysis is a conservative analysis and the actual construction and operational impacts are not expected to be as great as estimated in this EA. Additionally, the construction activities are temporary when compared to the permanent project’s long-term emission reductions of NO_x as a result of the proposed project (see Table 4.1-7 at year 2031). Even though the proposed project will cause a temporary, less than significant increase in air emissions

during the construction and operation phase, the temporary net increase in construction emissions combined with the total permanent emission reductions projected overall during operation would not interfere with the expected overall NO_x reductions as part of the proposed project. Therefore, cumulative long-term operational air quality impacts from the proposed project ~~is~~ are not expected to be significant because implementation of the proposed project is expected to result in net emission reductions and overall air quality improvement. Therefore, there will be no significant long-term cumulative adverse operational air quality (criteria air pollutant) impacts from implementing the proposed project.

4.2 ENERGY

The overall purpose of the proposed project is to reduce NO_x and PM emissions, including DPM, ~~emissions~~ associated with warehouse operations in the South Coast AQMD region. To accomplish this purpose, the proposed project allows warehouse operators to comply with PR 2305 by, among other things, acquiring and using NZE and ZE trucks. As a result, the proposed project incentivizes transition to NZE and ZE trucks.

Compliance with the rule may, in some cases, require construction of new facilities. For example, if a warehouse chooses to comply with its WPCO by constructing a new electric vehicle (EV) charging station, that activity will require construction. As a result, compliance with the rule could have potentially significant energy impacts associated with that construction. These construction-related impacts are analyzed below.

Similarly, the proposed project could affect market decisions related to goods movement more generally. For example, depending on how stringent the rule is (and thus how expensive it is for warehouse operators to comply), warehouse operators may consider locating new warehouses outside of the South Coast AQMD jurisdiction to avoid having new warehouses subject to the rule. These potential impacts are considered ‘operational’ impacts of the proposed project, and are analyzed below.

Because the proposed project would encourage and incentivize the purchase and use of NZE and ZE vehicles, it could indirectly result in the construction and operation of new manufacturing and recycling facilities as well as infrastructure improvements necessary to meet this increased demand for NZE and ZE vehicles. These potential impacts were analyzed in CARB’s Final EA for the ACT Regulation, and this EA incorporates that analysis by reference here. Because these potential impacts are indirect, and because the circumstances surrounding any such future development are unknown, the analysis of the proposed project’s potential indirect impacts on energy associated with this development is discussed separately from the analysis of the proposed project’s direct impacts.

The 2016 AQMP Final Program EIR also analyzed the potential construction and operational energy impacts of Control Measure MOB-03, an indirect source rule for warehouses. The EIR stated that mobile source control measures, including MOB-03, “are expected to increase the electricity demand in the Basin due to the electrification of mobile sources” (2016 AQMP Final Program EIR at 4.2-11). The EIR concluded: “The 2016 AQMP will result in less than significant impacts to the increased demand of alternative fuels, alternative energy, renewable energy, petroleum fuels, and natural gas. However, the electricity consumption impacts are significant because the potential 2024 electricity usage increase would exceed baseline electricity consumption by 7.8 to 12.7 percent. Even with implementation of the above mitigation measures, electricity consumption impacts would remain significant.” This EA incorporates this analysis by reference, including the listed mitigation measures, as a supplement to the analysis provided below.

In general, because the proposed project allows warehouse operators to comply in a number of ways, it is not possible to determine the exact energy impacts of the proposed rule. Nonetheless, the following analysis provides a conservative estimate of potential impacts and benefits of the proposed rule. A summary of the impact scenarios considered in this analysis is provided in Table 4.2-1.

Table 4.2-1
WAIRE Program Scenarios Considered for the Energy Impact Analysis

Scenario #	Scenario	Construction	Operational Phase			
			Diesel Fuel Increase From Up to Three Warehouse Relocations	Diesel Fuel Reduction Benefits from NZE and ZE Trucks	Alternative Fuel Used (Hydrogen or Natural Gas)	Electricity
Scenario 1	NZE Class 8 Truck Acquisitions and Visits (No Incentives)	No	Yes	Yes	Natural Gas	No
Scenario 2	NZE Class 8 Truck Acquisitions with Early Purchase (of one truck more than the required by WPCO) and Visits	No	Yes	Yes	Natural Gas	No
Scenario 3	NZE Class 8 Truck Acquisitions Funded by Carl Moyer and Visits	No	Yes	Yes	Natural Gas	No
Scenario 4	NZE Class 8 Truck Visits (Use from Non-Owned Fleet)	No	Yes	Yes	Natural Gas	No
Scenario 5	ZE Class 8 Truck Visits (Use from Non-Owned Fleet)	No	Yes	Yes	No ^d	No ^b
Scenario 6	Level 3 Charger Installations in the First Year and ZE Class 6 and 8 Truck Acquisitions followed by ZE Class 6 & 8 Truck Acquisitions	Yes	Yes	Yes	No	Yes
Scenario 7	Pay Mitigation Fee	No	Yes	No	No	No
Scenario 7a	<u>Mitigation Fee Funding NZE Class 8 and 4-7</u>	<u>No</u>	<u>Yes</u>	<u>No</u>	<u>No</u>	<u>No</u>
Scenario 8	NZE Class 6 Truck Acquisitions and Visits (No Incentives)	No	Yes	Yes	Natural Gas	No
Scenario 9	NZE Class 6 Truck Visits (Use from Non-Owned Fleet)	No	Yes	Yes	Natural Gas	No

Table 4.2-1
WAIRE Program Scenarios Considered for the Energy Impact Analysis

Scenario #	Scenario	Construction	Operational Phase			
			Diesel Fuel Increase From Up to Three Warehouse Relocations	Diesel Fuel Reduction Benefits from NZE and ZE Trucks	Alternative Fuel Used (Hydrogen or Natural Gas)	Electricity
Scenario 10	ZE Class 6 Truck Visits (Use from Non-Owned Fleet)	No	Yes	Yes	No ^d	No
Scenario 11	Rooftop Solar Panel Installations and Usage	Yes ^a	Yes	No	No	Yes
Scenario 12	Hydrogen Fueling Station Installations in the First Year and ZE Class 8 Truck Acquisitions and Visits (No Incentives)	Yes	Yes	Yes	Hydrogen	No
Scenario 13	ZE Class 2b-3 Truck Acquisitions and Visits (No Incentives)	No	Yes	Yes	No ^d	No ^b
Scenario 14	ZE Class 2b-3 Truck Visits (Use from Non-Owned Fleet)	No	Yes	Yes	No ^d	No ^b
Scenario 15	MERV-16 or Greater Filter and Filtration System Installations	Yes ^a	Yes	No	No	Yes
Scenario 16	MERV-16 or Greater Filter and Filtration System Purchases	No	Yes	No	No	No
Scenario 17	TRU Plug Installations and Usage in Cold Storage Facilities	No	Yes	No	No	Yes ^c
Scenario 18	ZE Cargo Handling Equipment Acquisitions and Usage	Yes ^a	Yes	No	No	Yes

Notes:

^a This scenario would generate fuel from worker and/or vendor deliveries but would not generate fuel from off-road equipment. As a result, construction fuel use from this scenario are considered nominal and are not modeled.

^b Energy from use and/or purchase of ZE trucks is considered under Scenario 6.

^c Although ZE TRUs plugged in at docks would generate an increase demand for electricity, the proposed rule shows that the proposed project would not result in an incremental increase in demand for EV TRUs above the baseline. Therefore, this scenario is not modeled.

^d Hydrogen fuel associated with ZE trucks is modeled under Scenario 12 since it is the scenario that assumes 100 percent hydrogen fueled ZE trucks rather than 100 percent electric or a blend of electric and hydrogen trucks.

4.2.1 Significance Criteria

Impacts to energy resources will be considered significant if any of the following criteria are met:

- a. Conflict with or obstruct adopted energy conservation plans, a state or local plan for renewable energy, or energy efficiency.
- b. Result in the need for new or substantially altered power or natural gas utility systems.
- c. Create any significant effects on local or regional energy supplies and on requirements for additional energy.
- d. Create any significant effects on peak and base period demands for electricity and other forms of energy.
- e. Comply with existing energy standards.
- f. Result in potentially significant environmental impact due to wasteful, inefficient, or unnecessary consumption of energy resources, during project construction or operation.
- g. Require or result in the relocation or construction of new or expanded electric power, natural gas or telecommunication facilities, the construction or relocation of which could cause significant environmental effects.

The Initial Study for the proposed project, under Chapter 2, Section VI, Energy, Impacts (a), (e), and (f), showed that the proposed project does not require any action which would result in any conflict with an adopted energy conservation or efficiency plan or result in potentially significant environmental impacts due to wasteful, inefficient, or unnecessary consumption of energy resources during project construction or operation. Any existing or future facilities that are built to satisfy the requirements of the proposed project would be expected to continue implementing any existing energy conservation plans that are currently in place. Therefore, these significance criteria (a, e, and f) will not be discussed further in this Draft EA.

4.2.1.1 Lifecycle Analysis

CEQA does not require a full lifecycle analysis of potential environmental effects. This is because the impact analysis in CEQA is subject to the rule of reason. Moreover, CEQA only requires analysis of impacts that are directly or indirectly attributable to the project under consideration (CEQA Guidelines Section 15064(d)). Lifecycle analysis in general may not be consistent with CEQA because the term ‘lifecycle’ could refer to emissions beyond those that could be considered ‘indirect effects’ of a project under CEQA Guidelines 15358.¹

The Natural Resources Agency has indicated that a lifecycle analysis is not necessary to adequately analyze a project’s energy or GHG impacts. Pursuant to the Natural Resources Agency’s *Final Statement of Reasons for the Regulatory Action Amendments to the State CEQA Guidelines*, the energy impact analysis in CEQA is subject to the ‘rule of reason.’

¹ California Natural Resources Agency. 2009, December. Final Statement of Reasons for the Regulatory Action, Amendments to the State CEQA Guidelines Addressing Analysis and Mitigation of Greenhouse Gas Emissions Pursuant to SB97. https://resources.ca.gov/CNRALegacyFiles/ceqa/docs/Final_Statement_of_Reasons.pdf

This [energy] analysis is subject to the rule of reason and shall focus on energy use that is caused by the project. (CEQA Guidelines Section 15126.2(b))

This was added to the CEQA Guidelines to place a reasonable limit on the analysis and signal that a full lifecycle analysis will generally not be required.²

Similarly, according to the *Final Statement of Reasons for the Regulatory Action, Amendments to the State CEQA Guidelines Addressing Analysis and Mitigation of Greenhouse Gas Emissions Pursuant to SB97*:

In some instances, materials may be manufactured for many different projects as a result of general market demand, regardless of whether one particular project proceeds. Thus, such emissions may not be “caused by” the project under consideration. Similarly, in this scenario, a lead agency may not be able to require mitigation for emissions that result from the manufacturing process. Mitigation can only be required for emissions that are actually caused by the project. (State CEQA Guidelines, § 15126.4(a)(4).) Conversely, other projects may spur the manufacture of certain materials, and in such cases, consideration of the indirect effects of a project resulting from the manufacture of its components may be appropriate. A lead agency must determine whether certain effects are indirect effects of a project, and where substantial evidence supports a fair argument that such effects are attributable to a project, that evidence must be considered. However, to avoid potential confusion regarding the scope of indirect effects that must be analyzed, the term “lifecycle” has been removed from Appendix F.

Preparing a “lifecycle” analysis for the proposed project—i.e., an analysis of all of the potential energy, air quality, and GHG impacts associated with the proposed project’s role in incentivizing the transition from diesel vehicles to NZE/ZE vehicles—would also be speculative given that the proposed project allows regulated warehouses to comply through a number of different means. For all of these reasons, this EA does not attempt to provide such a lifecycle analysis.

4.2.2 Energy Impacts During Construction (Significance Criteria b, c, d, and g)

Construction activities undertaken to comply with the proposed project would consume energy in the short term due to gasoline and/or diesel fuel and electricity consumed by construction equipment and vehicles. Construction equipment-related energy use impacts were concluded to be less than significant in the IS under Chapter 2, Section VI, Energy, Impacts (b), (c), (d), and ~~&~~ (g), and will not be discussed further in this Draft EA. Therefore, this analysis focuses on potential transportation energy use from delivery vehicles and construction employee vehicles. However, since information was available on off-road vehicle fuel use, this information is also included below.

Here, ‘construction’ activities associated with the proposed project include: the installation of ZE charging, installation of hydrogen fueling station, installation of solar panels, installation of additional ‘plugs’ to accommodate ZE transport refrigeration units (TRUs) or ZE cargo handling equipment, and installation of high-efficiency HVAC systems. This is because warehouse

² California Natural Resources Agency. 2018, November. Final Statement of Reasons for the Regulatory Action Amendments to the State CEQA Guidelines. OAL Notice File No. Z-2018-0116-12.

https://resources.ca.gov/CNRALegacyFiles/ceqa/docs/2018_CEQA_Final_Statement_of%20Reasons_111218.pdf

operators may choose to comply with the proposed project by undertaking the following activities, all of which involve construction:

- **ZE Charger Installation (Scenario 6).** Construction of ZE charging stations at existing warehouses would warrant use of heavy, off-road construction equipment, worker trips, and vendor deliveries. Based on information compiled for ZE charging station projects by South Coast AQMD, installation of ZE truck charging infrastructure at a warehouse is assumed to have a construction duration of two days, an estimated ZE charging pad size of 5,000 square feet, and the following construction equipment: one industrial concrete saw, one backhoe, one skid steer loader with auger attachment (bore/drill), one crane, and one cement mixer. Modeling for this scenario was conducted using CalEEMod Version 2016.3.2.
- **Hydrogen Fuel Stations (Scenario 12).** Construction of hydrogen fueling stations at existing warehouses would warrant use of heavy, off-road construction equipment, worker trips, and vendor deliveries. Based on information compiled for similar fuel station projects at existing gas stations, installation of a hydrogen fueling station at a warehouse is assumed to have an ‘active’ construction duration of 2.5 months, on a 0.3-acre site, and the following construction equipment: one backhoe, one crane, and concrete and delivery trucks. Modeling for this scenario was conducted using CalEEMod Version 2016.3.2.
- **Solar Panel Installation (Scenario 11).** Installation of solar panels on warehouse rooftops would use fuel from worker vehicle trips and vendor deliveries. It is not anticipated to require use of heavy, off-road construction equipment. Additionally, construction activities would occur over a short period (1-to 5 days). As a result, installation of solar panels is anticipated to have nominal construction fuel use, and therefore construction fuel use was not modeled for this scenario.
- **‘Plug’ Installation for ZE TRUs (Scenario 17) or ZE Cargo Handling Equipment (Scenario 18).** Installation of additional electric outlets to accommodate ZE equipment such as ZE TRUs and ZE cargo handling equipment at docks and building exterior/interior is anticipated to result in fuel use from construction worker trips. It is not anticipated to require substantial building modifications that would warrant use of heavy, off-road construction equipment. Additionally, construction activities would occur over a short period (1-5 days). As a result, installation of plugs/outlets at warehouses is anticipated to have nominal construction fuel use, and therefore construction fuel use was not modeled for this scenario.
- **High Efficiency HVAC Filter System Installation (Scenario 15).** Installation of HVAC equipment at sensitive land uses is anticipated to result in fuel use from construction worker trips. It is not anticipated to require substantial building modifications that would warrant ~~require~~ use of heavy, off-road construction equipment. Additionally, construction activities would occur over a short period (1-5 days). As a result, installation of high-efficiency HVACs filter systems is anticipated to have nominal construction fuel use, and therefore construction fuel use was not modeled for this scenario.

Scenarios 1 through 5, 8 through 10, and 13 and 14 would allow WAIRE Points for purchase and use of NZE and ZE trucks and would not require short-term construction activities to implement. Likewise, Scenario 7 (mitigation fee), Scenario 7a (mitigation fee and NZE truck visits), Scenario 16 (high efficiency filter purchases), and Scenario 18 (ZE cargo handling equipment purchase and use) would not require short-term construction activities to implement.

As discussed elsewhere in this EA, it is not possible to predict which WAIRE Points menu options each of the warehouse operators subject to the proposed project would choose. Moreover, the proposed project allows warehouse operators to propose a custom plan and/or pay a mitigation fee. Given that a warehouse operator has many factors to consider when choosing how to meet their WPCO, it is not possible to predict warehouse operator choices; and therefore, this EA assessed the construction impacts associated with the scenarios listed above and conducted construction modeling for Scenarios 6 and 12.

For these two scenarios (Scenario 6 and Scenario 12), the model assumed that all warehouse operators subject to the WAIRE Program would select the same compliance option. Thus, for example, in Scenario 6, the model assumed all warehouse operators would comply with the WAIRE Program by installing ZE chargers. Assumptions were then made to estimate combustion emissions (and associated diesel fuel use) for Scenario 6 and Scenario 12 from construction activities necessary to carry out the compliance option, including construction on-road emissions from worker trips, deliveries, and haul trips.

Transportation fuel use was calculated for Scenario 6 (ZE truck charger installation) and Scenario 12 (hydrogen station) because these scenarios would warrant construction activities that are more intensive than the other WAIRE points scenarios. As identified previously, the WAIRE Points scenarios assume that all warehouse operators selected that compliance option as the sole compliance option to meet their WPCO. As a result, the highest emissions scenario represents the worst-case potential construction fuel associated with the proposed project. For Scenario 6, if 100 percent of warehouse facilities that are expected to be required to earn WAIRE Points (2,902 facilities) chose to install ZE chargers in the first year to meet their WPCO, then there would be up to ~~1,863~~ 1,857 ZE chargers that would be installed. For Scenario 12, if 100 percent of the 2,902 facilities chose to meet their WPCO by installing hydrogen stations, then there would be 1,160 hydrogen fueling stations installed in year 2024 (compliance year three is the worst-case year).

Construction worker and vendor trips for these two scenarios were calculated using CalEEMod, Version 2016.3.2.25, computer model based on data compiled by the South Coast AQMD for Scenario 6 (ZE charger) and Scenario 12 (hydrogen fueling station infrastructure) projects on developed sites. Vehicle miles traveled (VMT) from construction worker and vehicle trips during construction was converted to fuel use using EMFAC2017, Version 1.0.3. Modeling is included in Appendix D of this EA. The results are shown in Table 4.2-2 for Scenario 6 and Table 4.2-3 for Scenario 12.

Table 4.2-2
Construction Fuel Use Associated with ZE Truck Charger Installations – Scenario 6

Activity	Gasoline		Diesel		Electricity	
	VMT	Gallons	VMT	Gallons	VMT	kWh
Construction Fuel Use Associated with One ZE Charger Project						
Worker Commute ^a	58	2	<1	<1	1	<1
Vendor Trips ^b	<1	<1	68	10	0	0
Off-Road Equipment	-	75	-	169	-	0
Total	58	78	68	189	1	<1
Worst-Case Year – 1,863 1,857 ZE Charger Projects in the South Coast AQMD Region						
Worker Commute	107,637 107,290	3,967 3,954	664 662	16	1,062 1,059	352 351
Vendor Trips	76	19	126,584 126,176	19,187 19,125	0	0
Off-Road Equipment	-	135,336 140,088	-	303,229 313,877	-	0
Total	107,713 107,366	144,526 144,061	127,248 126,838	334,094 333,018	1,062 1,059	352 351
Source: CalEEMod Version 2016.3.2.25, EMFAC2017 Version 1.0.3 (based on LDA, LDT1, LDT2, and T7, vehicle categories), OFFROAD2017. Notes: kWh = kilowatt-hour ^a Based on CalEEMod default assumptions, which assumes worker trips consist of 50 percent light-duty auto (LDA), 25 percent light-duty truck type 1 (LDT1), and 25 percent light-duty truck type 2 (LDT2). ^b Based on CalEEMod default assumptions, which assumes that all vendors' vehicles are heavy heavy-duty trucks (HHDT). For purposes of this analysis, fuel usage associated with vendor trips is based on the fuels data for the EMFAC2011 T7 vehicle category.						

Table 4.2-3
Construction Fuel Use Associated with Hydrogen Fueling Station Infrastructure Installations – Scenario 12

Activity	Gasoline		Diesel		Electricity	
	VMT	Gallons	VMT	Gallons	VMT	kWh
Construction Fuel Use Associated with One Fueling Station						
Worker Commute ^a	737	27	5	0	7	2
Vendor Trips ^b	1	<1	1,862	282	0	0
Off-Road Equipment	-	0	-	1,781	-	0
Total	738	27	1,866	2,064	7	2
Worst-Case Year – 1,160 Hydrogen Fueling Station Projects in the South Coast AQMD Region						
Worker Commute	854,508	31,490	5,270	124	8,431	2,795
Vendor Trips	1,301	322	2,159,600	327,344	0	0
Off-Road Equipment	-	0	-	2,066,467	-	0
Total	855,809	31,812	2,164,870	2,393,936	8,431	2,795
Source: CalEEMod Version 2016.3.2.25, EMFAC2017 Version 1.0.3 (based on LDA, LDT1, LDT2, and T7 vehicle categories), OFFROAD2017. Notes: kWh = kilowatt-hour ^a Based on CalEEMod default assumptions, which assumes worker trips consist of 50 percent light-duty auto (LDA), 25 percent light-duty truck type 1 (LDT1), and 25 percent light-duty truck type 2 (LDT2). ^b Based on CalEEMod default assumptions, which assumes that all vendors' vehicles are heavy heavy-duty trucks (HHDT). For purposes of this analysis, fuel usage associated with vendor trips is based on the fuels data for the EMFAC2011 T7 vehicle category.						

The use of energy resources by off-road construction equipment, delivery vehicles, and construction employee vehicles would fluctuate according to the phase of construction and would

be temporary, and all construction activities would cease upon completion of project construction. Furthermore, to limit wasteful and unnecessary energy consumption, the construction contractors are required to minimize nonessential idling of construction equipment during construction, in accordance with Section 2449 of the California Code of Regulations, Title 13, Article 4.8, Chapter 9. In addition, as shown in Table 4.2-2, construction activities associated with Scenario 6 could result in construction-related transportation fuel demands of ~~107,713~~ 144,061 gallons of gasoline, ~~334,094~~ 333,018 gallons of diesel, and ~~352~~ 350 kWh of electricity. This would represent approximately 0.002 percent of gasoline usage and 0.02 percent of diesel fuel usage within counties of Los Angeles, Orange, Riverside, and San Bernardino. As for electricity demand, the estimated ~~352~~ 351 kWh of electricity demand would be nominal when compared to the overall electricity demand in the region. Based on the annual electricity consumption stated in Section 3.3.1 of this EA, the combined total electricity consumption in the Southern California Edison (SCE) and Los Angeles Department of Water and Power (LADWP) service areas totaled 128,564 gigawatt hours for year 2019. For Scenario 12, as shown in Table 4.2-3, construction activities could result in construction-related transportation fuel demands of 31,812 gallons of gasoline, 2,393,936 gallons of diesel, and 2,795 kWh of electricity. This would represent 0.0005 percent of gasoline usage and 0.18 percent of diesel usage within the four aforementioned counties. Similar to Scenario 6, the estimated electricity demand of 2,795 kWh of electricity would also be nominal when compared to the overall existing electricity demand in the region. Therefore, in consideration of these factors, impacts from onsite construction equipment use and transportation energy associated with construction activities would not result in substantial depletion of existing energy resource supplies or impact the current capacities of the electric utilities and petroleum gas supplies. Therefore, impacts are less than significant.

4.2.3 Energy Impacts During Operations (Significance Criteria b, c, d, and g)

The proposed project could impact energy consumption associated with trucking operations in the South Coast AQMD's jurisdiction in several ways. First, as discussed in the Transportation section, implementation of the proposed project could increase truck VMT due to potential warehouse facility relocations, resulting in an increase in energy consumption as a result of additional diesel fuel use to relocated warehouses as well as project diesel fuel use to earn WAIRE Points. However, this increase in diesel consumption associated with warehouse relocation would be offset by a reduction in diesel consumption associated with the increased use of NZE and ZE trucks, which is also incentivized under the proposed project. Under several compliance options, the proposed project would result in greater turnover of diesel fueled trucks to NZE and ZE trucks.

This transition from diesel fueled trucks to NZE and ZE trucks also has the potential to shift the type of energy sources utilized for the transportation sector in the South Coast AQMD region (fuel switching). Currently, the goods movement sector relies primarily ~~on~~ on diesel fuel as the primary energy source for trucks. By providing a mechanism for warehouse operators that would incentivize early transition to NZE and ZE technology as a means to comply with the WPCO, the proposed project would create additional demands for electricity, hydrogen, and natural gas fuels, but less demand for diesel fuel compared to existing conditions (without the proposed project).

To determine the proposed project's energy impacts, the EA assessed the impacts (or benefits) of each of the WAIRE Point scenarios. The WAIRE Point scenarios assume that all warehouse operators selected that compliance option as the sole compliance option to meet their WPCO. Scenario 11, solar panels installation, resulted in the 'best case' energy benefit, as that Scenario

assumes that all operators would choose to comply with the rule by installing solar panels on their facilities, thus generating additional energy. Scenario modeling for Scenario 17 (TRUs plug installation and usage in cold storage facilities) did not show an increase over existing regulations; therefore, no additional energy use is assumed with this scenario. Diesel, electricity, natural gas, and hydrogen fuel impacts associated with potentially up to three warehouse relocations assumed for the purpose of the EA, and from the WPCOs that would affect energy use are described below.

4.2.3.1 Diesel Fuel

4.2.3.1.1 Increase in Diesel Fuel Use from Warehouse Relocations

According to the IEc Study,³ the proposed project would not result in warehouse relocations out of the South Coast AQMD's jurisdiction with a WPCO of 0.0025. If the rule stringency were increased such that it resulted in an annual \$2.00 per square foot of additional cost to warehouses, the rule could result in a maximum of six warehouse relocations (see Chapter 5, Alternatives). This EA conservatively considers the potential for up to three warehouse relocations from the proposed project in order to provide a conservative analysis for the operational air quality and greenhouse gas emissions, energy, and transportation impacts. Table 4.2-4 shows the diesel fuel consumption associated with an increase in truck VMT from the relocations of three warehouses.

**Table 4.2-4
Diesel Fuel from Potential Three Warehouse Relocations**

Truck Classifications	Worst-Case Relocations (Up to Three Warehouses)	
	Diesel Truck Annual VMT	Diesel Fuel Gallons/Year ^a
Truck VMT Total	4,341,988	735,930
Note: ^a VMT converted to diesel fuel using mpg of 5.9 from WAIRE Technical Document for Class 8 Trucks.		

4.2.3.1.2 Range of Decrease in Diesel Fuel Consumption from NZE and ZE Trucks

Use of NZE and ZE trucks in the South Coast AQMD region would result in a reduction in diesel VMT and associated fuel use. The WAIRE Program would allow for purchase of new NZE and ZE trucks as a way for warehouse operators to meet their WPCO. It is anticipated that these operators replace their trucks with new NZE and ZE trucks, some of these trucks may be retired (i.e., scrapped) and some of these trucks would be transitioned to other uses or warehouses outside of the South Coast AQMD's jurisdiction for trucks that are no longer eligible to access the San Pedro Bay Ports. However, even in this instance where the trucks are transitioned to other uses, it can be presumed that they would replace even older, higher emissions trucks in an operator's truck fleet. This assumption is based on the fact that the proposed project does not generate an increase in the national or even international demand for trucks used in the goods movement sector. Thus, operators that purchase the trucks replaced by NZE and ZE trucks pursuant to the proposed project would be replacing an existing truck that has aged out of or is nearing the end of its useful life. These assumptions support the conclusion that the proposed project would result in a greater

³ Ec. 2020, December 23. Assessment of Warehouse Relocations Associated with the South Coast Air Quality Management District Warehouse Indirect Source Rule.

turnover of diesel trucks to NZE and ZE trucks than would have occurred without implementation of the proposed project.

Replacing diesel trucks with NZE and ZE trucks would reduce diesel fuel consumption. Table 4.2-5 shows the potential reduction in diesel fuel consumed as a result of implementation of the proposed project under the different WAIRE Points Scenarios modeled. Since it is speculative to determine individual market actions operators will choose to comply with the proposed project, this EA considers the range of emissions benefits from each of the compliance options, modeled as Scenarios 1 through 18, as a way to identify the potential environmental consequences of the WAIRE Points isolated for each individual compliance option.

Table 4.2-5
Potential Diesel Fuel Reductions in the South Coast AQMD Region from the Proposed Project

Scenario	Annual Diesel Truck VMT Reduced by Year 2031	Diesel Fuel Reduced Gallons/Year^a
Scenario 1	<u>634,183,368</u> <u>498,885,660</u>	<u>107,488,706</u> <u>84,556,892</u>
Scenario 2	<u>625,759,680</u> <u>526,086,288</u>	<u>106,060,963</u> <u>89,167,167</u>
Scenario 3	<u>622,854,960</u> <u>557,498,760</u>	<u>105,568,637</u> <u>94,491,315</u>
Scenario 4	<u>563,601,625</u> <u>302,409,761</u>	<u>95,525,699</u> <u>51,255,892</u>
Scenario 5	<u>347,800,884</u> <u>249,066,334</u>	<u>58,949,302</u> <u>42,214,633</u>
Scenario 6	<u>0</u> <u>3,839,680</u>	<u>0</u> <u>518,876</u>
<u>Scenario 7a</u>	<u>457,836,985</u>	<u>76,840,537</u>
Scenario 8	<u>690,714,128</u> <u>558,976,184</u>	<u>117,070,191</u> <u>75,537,322</u>
Scenario 9	<u>701,925,624</u> <u>376,571,845</u>	<u>118,970,445</u> <u>50,888,087</u>
Scenario 10	<u>640,073,515</u> <u>381,069,808</u>	<u>108,487,036</u> <u>51,495,920</u>
Scenario 12	<u>274,347,219</u> <u>305,597,292</u>	<u>46,499,529</u> <u>51,796,151</u>
Scenario 13	<u>926,993,772</u> <u>832,738,608</u>	<u>157,117,588</u> <u>35,893,906</u>
Scenario 14	<u>937,552,394</u> <u>540,975,503</u>	<u>158,907,185</u> <u>23,317,910</u>
Max. Potential Reduction	<u>937,552,394</u> <u>832,738,608</u>	<u>164,087,479</u> <u>94,491,315</u>
Min. Potential Reduction	<u>0</u> <u>3,839,680</u>	<u>0</u> <u>518,876</u>
Notes: Reduction in diesel-VMT above the cumulative baseline, accounting for other approved and pending regulations that affect diesel trucks in California. Under Scenario 6, should all warehouse operators choose to purchase NZE and ZE trucks to meet their WPCO, by year 2031 ISR would have no incremental effect above existing California Air Resources Board (CARB) rules.		
^a VMT converted to diesel fuel using mpg of 5.9, 7.4, and 23.2 from WAIRE Technical Document for Class 8, 6, and 26-3 Trucks, respectively.		

4.2.3.1.3 Impacts to Diesel Fuel Supplies

As stated, in 2019, California consumed 3.7 billion gallons of diesel fuel, with 1.3 billion gallons of diesel fuel sales occurring in the counties of Los Angeles, Orange, Riverside, and San

Bernardino.^{4,5} As shown in Table 4.2-5 and discussed in Section 4.2.3.1.1, above, the ‘worst-case’ analysis assumed for warehouse relocations due to implementation of the WAIRE Program would result in increased diesel fuel consumption of ~~454,373~~ 735,930 gallons per year. This estimated amount of demand would represent ~~0.03~~ 0.05 percent of the ~~3.7~~ 1.3 billion gallons of total diesel fuel sales within the four aforementioned counties, which would be a nominal amount. In addition, as shown in Table 4.2-5, potential diesel fuel reductions, when considering only the additional benefits of the WAIRE Program, could range from ~~12,770,331~~ 518,876 gallons up to ~~48,010,946~~ 94,491,315 gallons per year.⁶ This range in potential diesel fuel reductions is based on WAIRE Points scenarios modeling, where each scenario assumes full implementation of only one single compliance option by 2,902 warehouses. Thus, the likely range in diesel fuel reduction would likely fall within this estimated range. However, it is anticipated that any increase in diesel fuel demand resulting from up to three warehouse relocations would be either partially or fully offset from the overall diesel fuel demand reductions resulting from implementation of the WAIRE Program. Overall, it is anticipated that impacts of the proposed project to the regional diesel fuel supplies would be less than significant.

4.2.3.2 *Electricity*

4.2.3.2.1 *Increase in Electricity from ZE Trucks*

ZE trucks would generate an increase in demand for electricity. This EA identifies the anticipated increase in electricity use from ZE trucks purchased and used as a result of the proposed project. Scenario 6 is the scenario in which all warehouse operators selected the installation of Level 3 ZE chargers and purchase and use of ZE trucks as the sole compliance option to meet their WPCO. Table 4.2-6 shows the potential increase in electricity from the proposed project for years 1 through 10. As identified previously, it is unlikely that all 2,902 warehouse operators would choose to fulfill their WPCO through this compliance option as their single, sole compliance option in every compliance year for 10 years. As a result, the electricity use identified in the table provides a conservative estimate of the greatest potential increase in electricity use associated with the proposed project.

⁴ California Energy Commission. 2020, September 22. 2019 California Annual Retail Fuel Outlet Report Results (CEC-A15). <https://www.energy.ca.gov/sites/default/files/2020-10/2010-2019%20CEC-A15%20Results%20and%20Analysis.xlsx>.

⁵ Diesel is adjusted to account for retail (47.2 percent) and non-retail (52.8 percent) diesel sales.

⁶ Under Scenario 6, should all warehouse operators choose to purchase NZE and ZE trucks to meet their WPCO, by year 2031 ISR would have no incremental effect above existing and proposed CARB rules.

Table 4.2-6
Electricity Use from Purchase and Use of ZE Trucks – Scenario 6

Year	Electric Truck Electricity Usage		
	Class 4-7 GWH/Year	Class 8 GWH/Year	Total GWH/Year
Year 1 – 2022	0	0	0
Year 2 – 2023	0	0	0
Year 3 – 2024	434 185	0 3	434 188
Year 4 – 2025	330 332	8 10	338 342
Year 5 – 2026	461 461	23 20	484 480
Year 6 – 2027	572 563	31 26	603 589
Year 7 – 2028	634 620	36 28	670 647
Year 8 – 2029	695 648	38 28	733 676
Year 9 – 2030	750 663	40 28	790 690
Year 10 – 2031	805 670	42 28	847 697

Notes: GWH: Gigawatt hours

The proposed project would require installation of ZE chargers to charge electric trucks. If all warehouse operators selected installation of Level 3 ZE and purchase and use of ZE trucks as the sole compliance option to meet their WPCO (Scenario 6), at year 10 there would be ~~5,501~~ 4,863 additional Level 3 ZE chargers within South Coast AQMD's jurisdiction (see Table 4.2-7).

Table 4.2-7
Level 3 ZE Charger Installation in the South Coast AQMD Region – Scenario 6

Year	Number of ZE Chargers Installed
Year 1 – 2022	1,863 <u>1,857</u>
Year 2 – 2023	1,045 <u>1,023</u>
Year 3 – 2024	1,254 <u>1,192</u>
Year 4 – 2025	169 <u>119</u>
Year 5 – 2026	195 <u>132</u>
Year 6 – 2027	195 <u>127</u>
Year 7 – 2028	195 <u>119</u>
Year 8 – 2029	195 <u>110</u>
Year 9 – 2030	195 <u>99</u>
Year 10 – 2031	195 <u>85</u>
Total ZE Chargers Installed	5,501 <u>4,863</u>

The installation of Level 3 ZE chargers will require coordination with the local utility provider to ensure sufficient energy requirements (e.g., peak load, circuit capacity, etc.). While this EA identifies impacts associated with each individual compliance option identified in the WAIRE menu, the analysis in this EA cannot predict how each of the warehouse operators will comply with the proposed project. As a result, it is not possible to forecast a particular, regionwide compliance approach for the initial 2,902 warehouses that would likely need to earn WAIRE points in any given year. Thus, the analysis in this EA has taken the WAIRE Points scenarios approach outlined above in order to provide a conservative analysis of potential impacts of the proposed project.

4.2.3.2.2 Increase in Electricity from Installation of High-Efficiency Filtration Systems

Implementation of the proposed project could increase energy demand under Scenario 15 since high efficiency filter systems take slightly more electricity to operate than traditional heating, ventilation, and air conditioning (HVAC) systems. Scenario 15 assumes that all warehouse operators would install high-efficiency filters or filter systems in residences, schools, daycares, hospitals, or community centers proximate to the warehouse location as the sole compliance option to meet their WPCO. An air filter's minimum efficiency reporting value (MERV) rating measures the effectiveness of filters. As identified in Table 4.2-8, installation of high efficiency filtration systems with MERV-16 filters would result in a total of ~~2,870,569~~ 2,307,547 systems installed by end of year 2031, resulting in a total increase of ~~746~~ 600 GWH a year.

Table 4.2-8
High Efficiency Filtration Systems Installed in the South Coast AQMD Region – Scenario 15

Compliance Year	High Efficiency Filtration Systems Installed Total	Increase in GWH/Year ^a
Year 1 – 2022	62,279 <u>61,961</u>	16
Year 2 – 2023	148,858 <u>145,375</u>	39 <u>38</u>
Year 3 – 2024	255,667 <u>243,716</u>	66 <u>63</u>
Year 4 – 2025	303,258 <u>282,032</u>	79 <u>73</u>
Year 5 – 2026	329,467 <u>295,025</u>	86 <u>77</u>
Year 6 – 2027	337,714 <u>317,102</u>	88 <u>82</u>
Year 7 – 2028	345,961 <u>274,959</u>	90 <u>71</u>
Year 8 – 2029	354,208 <u>256,218</u>	92 <u>67</u>
Year 9 – 2030	362,455 <u>231,702</u>	94 <u>60</u>
Year 10 – 2031	370,702 <u>199,457</u>	96 <u>52</u>
Total	2,870,569 <u>2,307,547</u>	746 <u>600</u>
Notes: GWH: Gigawatt Hours. Based on installations in each compliance year.		
^a Based on an energy consumption of 260 kWh/yr per system. ⁷		

4.2.3.2.3 Increase in Electricity from Purchase and Use of ZE Yard Trucks

Scenario 18 assumes that all 2,902 warehouse operators selected purchase and use of ZE yard trucks as the sole compliance option to meet their WPCO. Use of ZE yard trucks would replace diesel yard trucks and result in both localized and regional emissions benefits. However, electric yard trucks would result in an increased demand for electricity. Table 4.2-9 shows the projected number of ZE yard trucks that would be purchased per year in addition to the associated electricity use under Scenario 18.

⁷ Peters, Christine. IQ Air. 2019, October 11. Personal Communication “School Filtration Costs – Installation, Maintenance” .

Table 4.2-9

Electricity from ZE Yard Truck Purchase and Use in the South Coast AQMD Region – Scenario 18

Year	ZE Yard Trucks Purchased	Greatest Possible GWH/Year ^a
Year 1 – 2022	1,183 974	36 30
Year 2 – 2023	1,082 1,101	33 34
Year 3 – 2024	1,423 1,372	44 42
Year 4 – 2025	153 162	5
Year 5 – 2026	268 158	8 5
Year 6 – 2027	324 176	10 5
Year 7 – 2028	112 40	3 1
Year 8 – 2029	107 34	3 1
Year 9 – 2030	106 31	3 1
Year 10 – 2031	106 28	3 1
Total	4,864 4,076	149 125
Notes: GWH: Gigawatt hours. Based on installations in each compliance year.		
^a Based on 365 days of operation per year and each yard truck would consume 84 kWh/day. ⁸		

4.2.3.2.4 Purchase and Use of Solar Panels

Scenario 11 assumes that all warehouse operators selected installation of solar panels as the sole compliance option to meet their WPCO as a result of the proposed project. As shown in Table 4.2-10, under Scenario 11, the proposed project would provide net energy benefits through installation of solar panels, which would reduce the need for electrical grid capacity and additional energy resources from local utilities.

Table 4.2-10

Maximum Electricity Offset from Solar Panel Installation in the South Coast AQMD Region – Scenario 11

Year	Greatest Possible GWH/Year Generated
Year 1 – 2022	0
Year 2 – 2023	977 1,490
Year 3 – 2024	2,938 4,382
Year 4 – 2025	6,729 7,190
Year 5 – 2026	8,421 9,095
Year 6 – 2027	9,762 10,259
Year 7 – 2028	10,507 10,514
Year 8 – 2029	10,686 10,686
Year 9 – 2030	10,865 10,885
Year 10 – 2031	11,044 11,022
Total	NA
Notes: GWH: Gigawatt Hours. GWH generated is cumulative based on installations in the compliance year and prior compliance years.	

⁸ Orange EV. 2018, April 17. Making Electrification Work: How to Successfully Deploy HDEVs A Yard Truck Case Study. <https://www.gtsummitexpo.socialenterprises.net/program/2018presentations/MikeSaxton.pdf> Accessed December 2020.

4.2.3.2.5 Impacts to Electricity Providers

As stated, the total electricity consumption in SCE's service area in ~~GWH~~ gigawatt-hours (GWh) was 105,162 GWH in 2019.⁹ The total mid-electricity consumption in SCE's service area is forecasted to increase by approximately 10,000 GWH between 2018 and 2030.¹⁰ The LADWP service area spans much of the urban areas of Los Angeles County with a total electricity consumption of 23,402 GWH in 2019.¹¹ Based on LADWP's 2017 Power Strategic Long-Term Resource Plan, LADWP forecasts that its total retail sales in the 2021–2022 fiscal year will be 22,613 GWH of electricity.¹²

While the proposed project could result in an increase in electricity demand, it is speculative to identify, for this EA, how the investor-owned utilities (IOUs) or publicly owned utilities (POUs) would accommodate the increased electricity demand as a result of implementation of the proposed project (see also Section 6.3, Significant Environmental Effects Which Cannot Be Avoided). Furthermore, it would be speculative to analyze potential impacts resulting from the development of any supporting infrastructure, including new solar/wind, energy storage, and other utility infrastructure conducted by the utility providers and is outside the scope of this EA. Nonetheless, this EA incorporates by reference analysis of other, similar indirect impacts in Chapter 4.5, "Other Impact Areas." SCE and other IOUs forecast improvements to the electric grid to accommodate the forecast energy demand as part of the California Energy Commission's (CEC's) biennial Integrated Energy Policy Report (IEPR). Such utility-scale projects outlined in the IEPR would be subject to project-level review, including review of energy impacts under CEQA, if needed to address increase in supply and transmission of electricity resources, depending on the energy forecasts anticipated by the individual utility provider.

This EA evaluates the direct and indirect effect of an overall increase in electricity use in the South Coast AQMD region, as shown in Table 4.2-11. As identified in the compliance scenarios above, the proposed project would result in a direct increase in electricity in the South Coast AQMD region energy grid. In addition, there is also opportunity to offset grid energy impacts through installation of solar panel systems (Scenario 11). To ensure that the utility providers are able to anticipate and meet an increase in demand for electricity in the southern California region associated with the transition to ZE trucks, South Coast AQMD has been coordinating with SCE (see Chapter 1) to ensure that the potential increase in electricity from transition to ZE trucks is planned for in future IEPR updates.

⁹ California Energy Commission, 2016, Electricity Consumption by Planning Area, <http://www.ecdms.energy.ca.gov/elecbyplan.aspx>, accessed December 16, 2020.

¹⁰ California Energy Commission, April 19, 2018, California Energy Demand 2018-2030 Revised Forecast, <https://www.energy.ca.gov/data-reports/reports/integrated-energy-policy-report/2017-integrated-energy-policy-report/2017-iepr>, accessed December 17, 2020.

¹¹ California Energy Commission, 2016, Electricity Consumption by Planning Area, <http://www.ecdms.energy.ca.gov/elecbyplan.aspx>, accessed December 16, 2020.

¹² Los Angeles Department of Water and Power, December 2017, 2017 Power Strategic Long-Term Resource Plan, https://www.ladwp.com/ladwp/faces/wcnav_externalId/a-p-doc?_adf.ctrl-state=ktddnyxka_4&_afLoop=353019973497746, accessed December 17, 2020.

Table 4.2-11
Range of Potential Electricity Impacts/Benefits Associated with the Proposed Project

Scenario at Year 2031	GWH/Year
Scenario 6 – ZE Electric Trucks	847 697
Scenario 15 – High Efficiency Filtration Systems	746 600
Scenario 18 – ZE Yard Trucks	149 125
Scenario 11 – Solar Panel Installation	-11,044 11,022 ^a
Notes: GWH: Gigawatt hours ^a This represents a potential beneficial impact as the renewable electricity generated would offset demand of electricity from a utility provider.	

The 2019 IEPR¹³ addresses the sweeping changes to the energy system needed to address the state's GHG reduction goals and improve air quality, including SB 100 and SB 350, and acknowledges that ZE vehicles are critical to the state's clean air goals. The IEPR includes a 10-year forecast for electricity, natural gas use, and transportation fuels that inform planning for resource procurement and transmission investments in the California Public Utility Commission's (CPUC) Integrated Resource Planning process and the California Independent System Operator's (California ISO's) Transmission Planning Process, respectively. In addition, the CEC provides monthly peak demand forecasts in coordination with California ISO and the CPUC for evaluating resource adequacy. It is through these planning efforts that the local utility providers and the state ensure reliable electricity transmission and delivery. As such, utility providers are anticipating an increase in demand for electricity that aligns with the state's carbon neutrality goals. This increase in electricity from ZE truck use would directly replace the need for diesel fuel from a truck.

As part of its analysis of total statewide energy planning needs, the CEC has begun assessing the potential impacts to the electric grid from widespread deployment of battery-electric vehicles. As part of the development of the 2020 IEPR, CEC staff has included a scenario that explicitly evaluates the electric power needed if greater than 100,000 ZE trucks are deployed to assist in meeting the 2031 ozone standards.¹⁴ This analysis showed that the projected electricity demand from charging these trucks would be about 1,684 GWH in 2031, with a peak summer hourly load of about 164 MW for SCE, the region's largest utility.¹⁵ For context, this is only an approximately one percent increase in overall SCE electric load, but about a three time increase from what SCE is currently planning for electric vehicles in the 2020 IEPR. Based on a presentations conducted by the CEC in December 2020, CEC identified that the energy forecast in the 2019 IEPR assumed that EV energy charging results in about a one to two percent increase in electricity demand overall in the SCE region compared to the 'mid' case analysis. However, this is still within the range of expected demand because the additional load from ZE charging does not exceed CEC's modeled

¹³ California Energy Commission. 2020, May 6. Adopted 2019 Integrated Energy Policy Report, <https://www.energy.ca.gov/data-reports/reports/integrated-energy-policy-report/2019-integrated-energy-policy-report>, accessed December 15, 2020.

¹⁴ McBride, Bob. California Energy Commission. 2019, December 3. Electricity and Natural Gas Demand Forecast. "Exploratory Scenario: Energy Impacts of MD-HD ZEV Populations to Meet Federal Ozone Standard in South Coast Air Basin in 2031" Docket Number 20-IEPR-03. <https://efiling.energy.ca.gov/getdocument.aspx?tn=235836>

¹⁵ Based on 100,000 Class 3 to Class 8 trucks, assuming pretty flat charging throughout the day.

‘high’ case. Because the proposed project would only result in a smaller subset of these 100,000+ trucks, the potential impacts to the electrical grid are expected to be even lower.^{16, 17}

The 2019 IEPR also states that to address the growing EV population, the state will need to drastically increase the availability of charging infrastructure. Per the CEC Assembly Bill 2127 Electric Vehicle Charging Infrastructure Assessment Staff Report, preliminary modeling shows large areas of the grid within and throughout the state (e.g., Central Valley) has little to no excess capacity.¹⁸ According the Staff Report, 157,000 (141,000 50 kW and 16,000 350 kW) DC fast chargers are needed to support the 180,000 battery-electric medium-duty and heavy-duty vehicles in year 2030 as projected under CARB’s Draft Mobile Source Strategy.¹⁹ The CEC is currently updating the state’s Vehicle Grid Integration Roadmap to outline key steps in the implementation of technologies that can lower the costs for plug-in vehicles, recharging station owners, and utility customers in general.²⁰

While the IEPR is considering the cumulative effect of N-79-20, which would ultimately shift California’s transportation economy to carbon-neutral energy sources, the proposed project would expedite this timeline for heavy duty trucks. South Coast AQMD is actively coordinating with SCE to ensure that they consider the potential cumulative effect of the proposed project. However, because the proposed project could expedite the need for infrastructure to support an increase in ZE sources, impacts associated with the ~~with the~~ need for new or substantially altered power utility systems, new and expanded infrastructure, and effects on peak and base period demands to accommodate the increase in demand from electric vehicles and refueling infrastructure by compliance year 2031 is conservatively considered a significant environmental effect of the proposed project.

4.2.3.3 Natural Gas

4.2.3.3.1 Purchase and Use of Natural Gas NZE Trucks

Scenarios 1, 2, 3, 4, 8, and 9 assume all 2,902 warehouse operators selected purchase and use of NZE trucks as the sole compliance option or part of their compliance option to meet their WPCO. Table 4.2-12 shows the increase in VMT and natural gas consumption associated with use and purchase of NZE trucks in compliance year 2031.

¹⁶ Garcia, Cary. California Energy Commission. 2019, December 2. Electricity and Natural Gas Demand Forecast. “California Energy Demand 2019 Revised Forecast, 2020-2030” Docket Number 19-IEPR-03. <https://efiling.energy.ca.gov/GetDocument.aspx?tn=230923>

¹⁷ Fugate, Nick. California Energy Commission. 2019, December 2. Electricity and Natural Gas. “Hourly Load Model, California Energy Demand 2019-2030 Revised Forecast” Docket Number 19-IEPR-03. <https://efiling.energy.ca.gov/GetDocument.aspx?tn=230924>

¹⁸ California Energy Commission, January 2021, Assembly Bill 2127 Electric Vehicle Charging Infrastructure Assessment: Analyzing Charging Needs to Support Zero-Emission Vehicles in 2030. <https://www.energy.ca.gov/programs-and-topics/programs/electric-vehicle-charging-infrastructure-assessment-ab-2127>

¹⁹ California Energy Commission, January 2021, Assembly Bill 2127 Electric Vehicle Charging Infrastructure Assessment: Analyzing Charging Needs to Support Zero-Emission Vehicles in 2030. <https://www.energy.ca.gov/programs-and-topics/programs/electric-vehicle-charging-infrastructure-assessment-ab-2127>.

²⁰ California Energy Commission, May 6, 2020, Adopted 2019 Integrated Energy Policy Report, <https://www.energy.ca.gov/data-reports/reports/integrated-energy-policy-report/2019-integrated-energy-policy-report>, accessed December 15, 2020.

Table 4.2-12
Natural Gas Use from Purchase and Use of NZE Trucks – Scenario 1, 2, 3, 4, 8, and 9

Scenario	Year 2031	
	NZE VMT/Year	Diesel Gallon Equivalent/Year ^a
Scenario 1	634,183,368 498,885,660	124,349,680 97,820,718
Scenario 2	625,759,680 526,086,288	122,697,976 103,154,174
Scenario 3	622,854,960 557,498,760	122,128,424 109,313,482
Scenario 4	563,601,625 302,409,761	110,510,122 59,296,032
Scenario 7a	457,836,985	89,771,958
Scenario 8	690,714,128 558,976,184	109,637,163 88,726,378
Scenario 9	701,925,624 376,571,845	111,416,766 59,773,309
Notes: Unit: Rep		
^a Based on 5.1 and 6.3 miles per diesel gallon equivalent for Class 8 and Class 4-7, respectively. ²¹		

In 2017, a total of approximately 167.6 million diesel gallon equivalent (DGE) of natural gas was used in state for transportation.²² This total includes the sum of liquefied natural gas (LNG) and compressed natural gas (CNG). Under the most conservative scenario, assuming all warehouse operators would select purchase and use of natural gas NZE trucks, the increase in natural gas consumption due to the proposed project over the course of the next ten years would amount to an increase of ~~65-35~~ to ~~74-65~~ percent over the 2017 demand. Use of natural gas would be offset by a decrease in diesel fuel. In addition, as it is an alternative fuel, its use would advance the goals of the State Alternative Fuels Plan.²³ However, because the proposed project could expedite the need for infrastructure to support an increase in demand for natural gas for transportation fuel, impacts associated with new or substantially altered natural gas utility systems and the expanded infrastructure needed to accommodate the increase in demand from NZE vehicles and refueling infrastructure by compliance year 2031 is conservatively considered a significant environmental effect of the proposed project.

4.2.3.4 Hydrogen Fuel

4.2.3.4.1 Hydrogen Fueling Station Installation and ZE (Hydrogen) Truck Purchase

Scenario 12 assumes all 2,902 warehouse operators selected installation of hydrogen fueling infrastructure and ZE truck acquisitions as the sole compliance option to meet their WPCO. Table 4.2-13 shows the greatest potential total increase in hydrogen fuel use associated with Scenario 12.

²¹ South Coast Air Quality Management District, 2020, March 3, Draft WAIRE Menu Technical Report, Version 3/3/2020.

²² California Energy Commission, 2020, May 6, Adopted 2019 Integrated Energy Policy Report, <https://www.energy.ca.gov/data-reports/reports/integrated-energy-policy-report/2019-integrated-energy-policy-report>, accessed December 15, 2020.

²³ California Energy Commission, May 6, 2020, Adopted 2019 Integrated Energy Policy Report, <https://www.energy.ca.gov/data-reports/reports/integrated-energy-policy-report/2019-integrated-energy-policy-report>, accessed December 15, 2020.

Table 4.2-13
Hydrogen Fuel Use from Purchase and Use of ZE Trucks – Scenario 12

Year	Hydrogen Fuel Kilogram of H₂/Year
Year 1 – 2022	0
Year 2 – 2023	0 1,165,549
Year 3 – 2024	2,330,200 3,555,231
Year 4 – 2025	4,777,520 6,195,109
Year 5 – 2026	7,607,920 10,398,409
Year 6 – 2027	15,233,160 14,422,301
Year 7 – 2028	17,946,200 16,425,093
Year 8 – 2029	20,478,920 17,385,604
Year 9 – 2030	21,098,680 17,722,453
Year 10 – 2031	22,365,040 17,976,311
Notes: Unit: Rep ^a Highest natural gas consumption Scenarios 8 and 9. ^b Highest natural gas consumption Scenarios 1 through 4.	

As shown in Table 4.2-13, by year 2031, the proposed project would result in an increase of 22.4 million kilograms in hydrogen fuel consumption. In 2018, a total of 890,000 kilograms of hydrogen fuel was supplied in state for light-duty vehicles.²⁴ Under the most conservative scenario where all warehouse operators would install hydrogen fueling infrastructure to achieve their WPCO, the proposed project would represent a substantial increase over 2018 state levels. While the proposed project would result in an increase in hydrogen fuel, it is speculative to identify the lifecycle impacts associated with the production of hydrogen fuel manufacturing and other infrastructure necessary for this EA (see Section 4.2.1.1, Lifecycle Analysis; see also Chapter 4 Section 6.3, Significant Environmental Effects Which Cannot Be Avoided). However, Section 4.2.4 and Chapter 4.5 provide an analysis of potential indirect impacts associated with alternative fuel infrastructure development. As that analysis makes clear, any utility-scale projects would be subject to project-level review, including review of energy impacts under CEQA, if needed to address increase in supply and production of hydrogen fuel resources.

Overall, while the proposed project would result in an increase in hydrogen demand, it would advance the state's goal of increasing the use of alternative fuels. However, the proposed project could expedite the need for infrastructure on an overall statewide basis to support an increase in hydrogen vehicles. According to CARB's 2020 Annual Evaluation of Fuel Cell Electric Vehicle Deployment & Hydrogen Fuel Station Network Development, significant effort would be required to meet the 200 fuel stations by year 2025 target set under EO B-48-18.²⁵ Thus, impacts associated with the expanded hydrogen fuel infrastructure needed to accommodate the increase in demand from hydrogen vehicles and refueling infrastructure by compliance year 2031 is conservatively considered a significant environmental effect of the proposed project.

²⁴ California Energy Commission, May 6, 2020, Adopted 2019 Integrated Energy Policy Report, <https://www.energy.ca.gov/data-reports/reports/integrated-energy-policy-report/2019-integrated-energy-policy-report>, accessed December 15, 2020.

²⁵ California Air Resources Board, September 2020, 2020 Annual Evaluation of Fuel Cell Electric Vehicle Deployment & Hydrogen Fuel Station Network Development. https://ww2.arb.ca.gov/sites/default/files/2020-09/ab8_report_2020.pdf.

4.2.4 Indirect Energy Impacts Associated with Construction of New Manufacturing Facilities, Recycling Facilities, and Infrastructure Improvements (Significance Criteria b, c, d, and g)

Because the proposed project encourages and incentivizes the purchase and use of NZE and ZE vehicles, it could also indirectly result in the construction and operation of new manufacturing and recycling facilities, as well as infrastructure improvements to support the transition to NZE and ZE vehicles. These potential impacts were analyzed in CARB's Final EA for the ACT Regulation, and this EA incorporates that analysis by reference here.

The CARB's Final EA for the ACT Regulation identified that temporary increases in energy demand associated with construction and modification of facilities would include fuel consumption from use of heavy equipment, vehicles, and generators. Typical equipment that may be necessary for construction includes: graders, scrapers, backhoes, jackhammers, front-end loaders, water trucks, and dump trucks. While energy would be required to complete construction for any new or modified facilities or infrastructure projects, it would be temporary and limited in magnitude such that a reasonable amount of energy would be expended. Additionally, this temporary expenditure of energy is meant to, in the long term, allow for a transition to vehicles that use less fossil fuels. Therefore, energy use during construction would not be wasteful, inefficient, or unnecessary. Short-term construction-related impacts on energy demand associated with these indirect impacts are less than significant.

However, the CARB's Final EA for the ACT Regulation identified that this transition to NZE and ZE vehicles would warrant expansion of the energy infrastructure. Public utility companies would continue to improve infrastructure and implement strategies to diversify the grid to accommodate additional electricity demand from use of NZE and ZE vehicles. Any new or modified facilities, no matter their size and location, would be required to seek local or State land use approvals prior to their development. In addition, part of the land use entitlement process for facilities proposed in California requires that each of these projects undergo environmental review consistent with the requirements of CEQA and the CEQA Guidelines. At this time, the specific location and type of construction needed is are not known and would be dependent upon a variety of market factors that are not within the control of CARB or South Coast AQMD, including: economic costs, product demands, environmental constraints, and other market constraints. Thus, the specific impacts to energy service providers cannot be identified with any certainty, and individual compliance responses could potentially result in significant environmental impacts for which it is unknown whether mitigation would be available to reduce the impacts.

PROJECT IMPACTS – CONCLUSION: Based on the preceding analysis, the overall conclusion is that energy impacts for the proposed project are less than significant during construction. However, the proposed project could expedite the need for expanded electricity, natural gas, and hydrogen fuel infrastructure, impacts of which are conservatively considered significant. The proposed project is part of a larger transition from diesel and petroleum to alternative energy for the transportation sector. This transition itself provides energy benefits. Further, it should be noted that the energy analysis is a conservative, 'worst case' analysis based on the WPCO scenarios if all warehouse operators selected the scenario as the sole compliance option. As a result, the actual energy use would range depending on the WPCO selected, and the actual construction and operational impacts are not expected to be as great as estimated in this EA.

PROJECT MITIGATION MEASURES: The analysis indicates that energy impacts during the construction phase are less than significant. However, the proposed project expedites the need for expanded electricity infrastructure in addition to increasing, on a statewide basis, the number of natural gas and hydrogen fuel stations. For electricity, SCE plans for and accommodates the need for electrical grid infrastructure expansions and improvements through the IEPR and is forecasting an increase in energy demand from ZE. While the IEPR is considering the cumulative effect of N-79-20, which would ultimately shift California’s transportation economy to carbon-neutral energy sources, the proposed project would expedite this timeline for heavy duty trucks. South Coast AQMD is actively coordinating with SCE to ensure that they consider the potential cumulative effect of the proposed project. However, the authority to determine project-level impacts and require project-level mitigation lies with land use and/or permitting agencies for individual projects, and the programmatic level of analysis associated with this EA does not attempt to address project-specific details of mitigation. As such, there is inherent uncertainty in the degree of mitigation that may ultimately ~~by~~ be implemented to reduce potentially significant impacts. As for hydrogen fueling infrastructure, expansion of fueling stations statewide is supported through AB 8 and EO B-48-18 and state programs such as CARB’s LCFS Hydrogen Refueling Infrastructure credit provision and the CEC’s Grand Funding Opportunity 19-602 grant solicitation. Expansion of natural gas fueling infrastructure is supported through CEC’s Clean Transportation Program. While impacts could be reduced to a less-than-significant level by land use and/or permitting agency conditions of approval, South Coast AQMD does not have the authority to implement mitigation related to new or modified energy infrastructure. No additional mitigation measures are feasible that would prevent the expedited need for electricity infrastructure and natural gas and hydrogen fueling stations to accommodate the demand of these alternative energy sources created by the proposed project.

REMAINING IMPACTS: Energy impacts during the construction phase are less than significant. The proposed project’s long-term impacts on energy infrastructure is significant and unavoidable.

CUMULATIVE IMPACTS: The preceding analysis concluded that energy impacts from construction activities would be less than significant as a result of implementing the proposed project. However, as stated above, while there are ongoing planning efforts and programs in place to expand hydrogen and natural gas fueling infrastructure in addition to electricity infrastructure, the proposed project would contribute to expediting the need for expansion of the various infrastructure for these energy sources. Therefore, the proposed project’s cumulative contribution to impacts on energy infrastructure is cumulatively considerable pursuant to CEQA Guidelines Section 15064(h)(1) and considered significant and unavoidable. However, it should be noted that the proposed project is part of a larger transition from diesel and petroleum to alternative energy for the transportation sector. This transition itself provides energy benefits. Furthermore, the energy analysis is a conservative, ‘worst case’ analysis based on the WPCO scenarios if all warehouse operators selected the scenario as the sole compliance option. As a result, the actual energy use would range depending on the WPCO selected, and the actual construction and operational impacts are not expected to be as great as estimated in this EA.

4.3 HAZARDOUS MATERIALS AND SOLID AND HAZARDOUS WASTE

Under the proposed project, warehouse operators may earn WAIRE Points by acquiring and/or using ZE trucks and ZE yard trucks, which will be referred to collectively as electric vehicles (EV) for this EA. WAIRE Points may also be earned by installing and using solar panel systems. All of these compliance actions could increase the use of batteries and fuel cells during the operational phase of the proposed project, and these batteries and fuel cells would need to be disposed of or recycled. Battery and fuel cell replacement could therefore have impacts associated with hazardous waste and recycling capacity for used batteries. The Initial Study for the proposed project concluded that impacts associated with spent batteries and fuel cells would be less than significant and would not be discussed further in the EA. However, during the public review period for the Notice of Preparation and Initial Study, several public comments were received that related to the increased rates of disposal of batteries and hydrogen fuel cells, the potential increase in hazards to the public or the environment, and the increased need for facilities capable of receiving these batteries and fuel cells. As such, the topic of spent batteries and fuel cells generated during the operational phase is being carried forward to the EA for further discussion.

Furthermore, the 2016 AQMP Final Program EIR concluded that the accidental release of liquefied natural gas (LNG) during transport could cause significant adverse hazards impacts even after implementation of the mitigation measures in the EIR. Since the proposed project could result in the increased use of NZE trucks, the use and transport of LNG could also increase. The 2016 AQMP Final Program EIR also concluded that due to the high volume of vehicles and equipment that need to be retired in a short time frame and due to the uncertainty of their outcome, a potentially significant impact would result due to implementation of the 2016 AQMP. Furthermore, since the extent and timing of construction needed to implement the 2016 AQMP is not known, the potential to exceed landfill capacities in the short term was found to be significant. This discussion is incorporated by reference here, and impacts associated with LNG, scrapped vehicles and equipment, and construction waste are included in this EA for further discussion.

In addition, the proposed project could indirectly result in the construction and operation of new manufacturing and recycling facilities, as well as grid improvements, necessary to meet the increased demand for NZE and ZE vehicles and provide the energy and infrastructure to power them. These potential impacts were analyzed in CARB's Final EA for the ACT Regulations, and this EA incorporates that analysis by reference here. Because these potential impacts are indirect, and because the circumstances surrounding any such future development are unknown, the potential hazardous materials and solid and hazardous waste impacts associated with this development are discussed separately from the analysis of the proposed projects' direct impacts.

It should be noted that hazards to the public or the environment due to the disposal of spent batteries was discussed under the Hazards and Hazardous Materials section of the Initial Study. Impacts to the capacity of local waste infrastructure was discussed in the Solid and Hazardous Waste Section of the Initial Study. These two impact topics are being analyzed jointly in this section of the EA.

4.3.1 Significance Criteria

The proposed project's impacts from battery and fuel cell disposal and recycling will be considered significant if the proposed project:

- a) Creates a significant hazard to the public or the environment through the routine transport, use, or disposal of hazardous materials.
- b) Creates a significant hazard to the public or the environment through reasonably foreseeable upset and accident conditions involving the release of hazardous materials into the environment.
- c) Generates solid waste in excess of State or local standards, or in excess of the capacity of local infrastructure, or otherwise impairs the attainment of solid waste reduction goals.

4.3.2 Hazards Associated with Routine Transport, Use, or Disposal of Batteries and Fuel Cells (Significance Criteria)

Some batteries contain toxic materials. As a result, the increased use of batteries may result in an incremental increase in hazardous waste impacts. Environmental impacts could occur if batteries were disposed of in an unsafe manner, such as illegal dumping or by disposal in an unlined landfill. The EA provides 'book-ends' of the range of potential environmental consequences associated with the proposed project to provide a framework for understanding the greatest potential impacts. Some of the compliance actions taken pursuant to the proposed project could increase the generation of spent batteries and fuel cells in South Coast AQMD's jurisdiction and subsequently the demand for specialized disposal facilities and landfills under Scenario 6 (ZE trucks), Scenario 11 (solar panel systems), Scenario 12 (hydrogen trucks), and Scenario 18 (ZE yard trucks). The analysis in this EA has taken the WAIRE Points scenarios approach outlined in Section 4.1 to provide a conservative analysis of potential impacts of the proposed project.

The most common battery currently used in gasoline- and diesel-fueled vehicles is the lead-acid battery found in conventional automobiles and trucks. These batteries are disposed of and processed by the lead recycling industry. ZE vehicles operate with different battery types than the lead-acid battery. The most common battery types available for zero emission vehicles are lithium ion (Li-ion) batteries. EVs use nickel metal hydride (NiMH) and nickel cadmium (NiCad) batteries to a lesser extent. The most common type of fuel cell for vehicle applications is the polymer electrolyte membrane (PEM) fuel cell. For solar panels, lead-acid ~~based~~ batteries and Li-ion batteries are the most commonly used for the type of applications associated with the proposed project. Implementation of the proposed project would lower the demand for gasoline- and diesel-fueled trucks and therefore decrease the use of lead-acid batteries.

Lead-acid batteries have a three- to five-year lifespan and need to be periodically replaced. Electric and hybrid vehicle batteries last longer than lead-acid batteries. For example, most of the batteries in electric vehicles have warranties for 10 years or 150,000 miles. Therefore, the shift from conventional to ZE vehicles would result in a decrease in the number of spent batteries that require disposal or recycling. However, it is speculative to estimate the number of lead acid, NiMH, NiCad, Li-ion, or PEM fuel cell batteries that would occur as a result of implementation of the proposed project since it is uncertain how many new ZE vehicles will be purchased to comply with the proposed project.

Furthermore, components of NiMH batteries are typically not disposed of at landfills, and whatever cannot be recycled is typically consumed as the fuel for the furnaces in the recycling process. The primary metals recovered during recycling are nickel, copper, and iron. Most industrial nickel is recycled due to the relatively easy retrieval of the magnetic element from scrap using electromagnets, and its high monetary value. Some principal rare earth metals, like neodymium and lanthanum, are also recovered.¹ Additionally, improper disposal of NiMH batteries poses less of an environmental hazard than of lead-acid or NiCad batteries because NiMH batteries do not contain lead and cadmium, which are toxic.

Because Li-ion batteries have the potential to collect and discharge electricity for another seven to 10 years after being taken off the roads and stripped from vehicles, destructive recycling can be postponed.² Battery manufacturers have projected that Li-ion battery packs will still be able to operate at about 80 percent of capacity at the time they must be retired from automotive use. For example, several major power utilities are working with companies such as General Motors, Ford, Toyota, and Nissan to explore the use of Li-ion batteries for the stationary storage of power produced during off peak periods by wind turbines and solar generation stations. The Li-ion battery packs are also being tested as backup power storage systems for retail centers, restaurants, and hospitals as well as residential solar panel systems. Automobile companies are partnering with battery, recycling, and electronics firms to figure out and develop post-automotive markets and applications for Li-ion battery packs.³ With the opportunity for other, non-automotive aftermarket uses, Li-ion battery recycling may not be immediately necessary when compared to recycling of lead-acid batteries.

Additionally, Li-ion batteries are between 70 and 100 percent recyclable, depending on the particular chemistry of the batteries. There are a number of different types of Li-ion batteries in use, and more are being developed. The components of Li-ion batteries that cannot be recycled are mostly consumed as fuel in the furnaces that are used to melt down the metals, which include cobalt, copper, iron, nickel, manganese, and lithium.⁴

There are only a few key companies serving the North America market with the established technology and capacity to process NiMH, Ni-Cad, and Li-ion batteries. Umicore, Glencore, Retrie Technologies (previously known as Toxco), and Battery Solutions recycle both NiMH and Li-ion batteries. Inmetco recycles NiMH batteries while LiCycle recycles Li-ion batteries. Retrie Technologies also recycles NiCad batteries.

Umicore, while based in Belgium as the leading metals recycling company in Europe, is expanding their operations in the United States. Retrie Technologies is the only commercial company in

¹ Edmunds, August 25, 2014, What Happens to EV and Hybrid Batteries? Going Green with Battery Recycling, <https://www.edmunds.com/fuel-economy/what-happens-to-ev-and-hybrid-batteries.html>, accessed December 21, 2020.

² Bloomberg BusinessWeek, June 27, 2018, Where 3 Million Electric Vehicle Batteries Will Go When They Retire, <https://www.bloomberg.com/news/features/2018-06-27/where-3-million-electric-vehicle-batteries-will-go-when-they-retire>, accessed December 21, 2020.

³ Edmunds, August 25, 2014, What Happens to EV and Hybrid Batteries? Going Green with Battery Recycling, <https://www.edmunds.com/fuel-economy/what-happens-to-ev-and-hybrid-batteries.html>, accessed December 21, 2020.

⁴ State of California, California Code, Health and Safety Code - § 25507, January 1, 2019, Section 4.6.4.1, Spent Batteries from Electric Vehicles, pages 4.6-8 through 4.6-12 and Section 4.4.4.2.4, Electric Vehicles, pages 4.4-13 through 4.4-17 http://leginfo.ca.gov/faces/codes_displaySection.xhtml?lawCode=HSC§ionNum=25507

North America with the capacity to recycle Li-ion batteries.⁵ Retrieval Technologies was awarded a federal grant to build and operate an advanced lithium battery recycling facility at their existing Lancaster, Ohio site.⁶ The Retrieval Technologies facility appears to be the recycler that is most widely used by companies that sell hybrid vehicles and ZE vehicles in North America when batteries reach their end of useful life. The facility uses a proprietary system to primarily recycle Ni-MH batteries. Retrieval Technologies also currently handles small volumes of Li-ion battery packs as it works with automakers to develop the best recycling processes.⁷ Sudbury Integrated Nickel Operations (INO), a subsidiary company of global mining company Glencore, operates a large nickel and copper smelter in Sudbury, Ontario, Canada. Sudbury INO has historically processed mostly small portable batteries but is now handling large format EV batteries as well. Battery Solutions separates Li-ion battery components into three end products—cobalt and lithium salt concentrate; stainless steel; and copper, aluminum, and plastic. All of these products are sold to manufacturers to be reused in new products. For NiMH batteries, Battery Solutions removes the plastics from the cell portion prior to the recycling process. The cells go through a drying process to remove moisture from the cell, once the cells are dried, they become a valuable feedstock for the stainless steel and/or alloy manufacturing industries. The metals and plastic are then returned to manufacturers to be reused in new products. Inmetco, located in Ellwood City, Pennsylvania, recycles nickel, chrome, and iron from NiMH batteries.⁸ Li-Cycle recovers 95% or more of all materials found in Li-ion batteries and can process all types of lithium-ion batteries used in electronic devices, e-mobility, electric vehicles, and other energy storage applications. The company has two hubs, one in Ontario, Canada, and a second in Rochester, New York.⁹

If spent EV batteries exceed the capacity of recycling facilities, the batteries could be illegally dumped or disposed of in an unlined landfill, leading to environmental impacts. However, many manufacturers offer incentives to prevent the illegal disposal of NiMH, NiCad and Li-ion batteries. For example, most car manufacturers offer a program to take back used or damaged battery packs, including Toyota and Nissan.¹⁰ Additionally, federal and state laws have created incentives and requirements for the recycling and safe transport, use, or disposal of batteries, as follows:

- The federal Resource Conservation and Recovery Act (RCRA) gave the U.S. EPA the authority to control hazardous waste from the ‘cradle-to-grave.’ Under Subtitle C of RCRA, hazardous waste must be properly identified, stored, transported, treated, and disposed.

⁵ CalEPA, 2021, Lithium-ion Car Battery Recycling Advisory Group, AB 2832 Advisory Group: Draft Work Plan, <https://calepa.ca.gov/climate/lithium-ion-car-battery-recycling-advisory-group/draft-workplan-for-discussion-on-12-14-20-by-the-lithium-ion-car-battery-recycling-advisory-group/>, accessed January 17, 2021.

⁶ Edmunds, August 25, 2014, What Happens to EV and Hybrid Batteries? Going Green with Battery Recycling, <https://www.edmunds.com/fuel-economy/what-happens-to-ev-and-hybrid-batteries.html>, accessed December 21, 2020.

⁷ South Coast Air Quality Management District, January 2017, Final Program Environmental Impact Report for the 2016 Air Quality Plan, <http://www.aqmd.gov/docs/default-source/ceqa/documents/aqmd-projects/2016/2016aqmpfpeir.pdf>, accessed December 21, 2020.

⁸ Kelleher Environmental, September 2019, Research Study on Reuse and Recycling of Batteries Employed in Electric Vehicles, <https://www.api.org/~media/Files/Oil-and-Natural-Gas/Fuels/Kelleher%20Final%20EV%20Battery%20Reuse%20and%20Recycling%20Report%20to%20API%2018Sept2019%20edits%2018Dec2019.pdf>, accessed January 5, 2021.

⁹ Cision PR Newswire, November 18, 2020, Li-Cycle Closes Series C Round, <https://www.prnewswire.com/news-releases/li-cycle-closes-series-c-round-301175830.html>, accessed January 9, 2021.

¹⁰ Edmunds, August 25, 2014, What Happens to EV and Hybrid Batteries? Going Green with Battery Recycling, <https://www.edmunds.com/fuel-economy/what-happens-to-ev-and-hybrid-batteries.html>, accessed December 21, 2020.

- California’s Hazardous Waste Control Act created the state’s Hazardous Waste Management Program. The act is implemented by regulations contained in Title 26 of the California Code of Regulations (CCR), which describes the following required aspects for the proper management of hazardous waste: identification and classification; generation and transportation; design and permitting of recycling, treatment, storage, and disposal facilities; treatment standards; operation of facilities and staff training; and closure of facilities and liability requirements.¹¹
- The federal Battery Act promulgated in 1996 requires that each regulated battery be labeled with a recycling symbol. NiCad batteries must be labeled with the words “NiCad” and the phrase “Battery must be recycled or disposed of properly.”
- The Universal Waste Rule requires that spent batteries exhibiting hazardous waste characteristics that are not recycled need to be managed as hazardous waste. This includes Li-ion, NiMH, and NiCad batteries.

In addition, the batteries that would power EVs and solar panels are packaged in battery packs and cannot be as easily disposed of as a single 12-volt conventional vehicle battery, which some electric cars also have. Since NiMH and Li-ion in batteries have a larger size and heavier weight (over 100 pounds) it makes them more difficult to handle and transport for unauthorized disposal.

EVs do not require the various oil and gasoline filters that are required by vehicles using internal combustion engines. Furthermore, EVs do not require the same type or amount of engine fluids (oil, antifreeze, etc.) that are required by vehicles using internal combustion engines. Because of the widespread use and volume of waste oil, a portion of waste oil is illegally disposed of via sewers, in waterways, on land, and disposed in landfills. Waste oil that is illegally disposed can contaminate the environment (via water, land, or air). Since electric motors do not require motor oil as a lubricant, replacing internal combustion engines with electric engines will eliminate the impacts of motor oil use and disposal. Release of contaminants due to engine oil that burns up in or leaks from engines, or due to the burning of recovered engine oil for energy generation, will also be reduced. Additional use of EVs is expected to have a beneficial environmental impact by reducing the amount of motor oil used, recycled, potentially illegally disposed, or washed into storm drains and ending up in the ocean.¹²

PEM fuel cells contain no poisonous or hazardous materials that may impact the environment upon disposal. Platinum group metals (PGMs) are the main electrocatalysts used in PEM stacks. Given their economic relevance, PGMs such as platinum, iridium, and ruthenium are typically recycled.

Therefore, for the reasons described above and consistent with the analysis in the ~~March 2017 Final Program EIR for the 2016 AQMP~~ Final Program EIR, impacts from the generation of hazardous solid waste associated with the use of EVs and solar panel systems that occur as a result of compliance with the proposed project would be less than significant.

¹¹ South Coast Air Quality Management District, January 2017, Final Program Environmental Impact Report for the 2016 Air Quality Plan, <http://www.aqmd.gov/docs/default-source/ceqa/documents/aqmd-projects/2016/2016aqmpfpeir.pdf>, accessed December 21, 2020.

¹² South Coast Air Quality Management District, January 2017, Final Program Environmental Impact Report for the 2016 Air Quality Plan, <http://www.aqmd.gov/docs/default-source/ceqa/documents/aqmd-projects/2016/2016aqmpfpeir.pdf>, accessed December 21, 2020.

4.3.3 Hazards Associated with the Rupture of Liquefied Natural Gas Tanks During Storage Transportation (Significance Criteria b)

LNG is non-toxic, flammable, disperses more readily in air than conventional fuels, and has more rigorous standards for transportation. It is expected that the increased use of NZE vehicles due to the implementation of the proposed project could increase facilities that receive LNG from local suppliers located in the Basin. Deliveries of LNG would be made by tanker truck via public roads. LNG trucks are double-walled aluminum and are designed to withstand accidents during the transport of LNG. However, accidental releases may still occur. Four accidental release scenarios were identified in the 2016 AQMP Final Program EIR as having major consequences, and the adverse impacts from the four scenarios were determined (refer to section 4.3.4.7.1 of the 2016 AQMP Final Program EIR pp. 4.3-37). During transportation of LNG, it was estimated that the adverse impacts from these release scenarios would extend 0.3 mile. Because sensitive receptors may be within this distance, the accidental release of LNG during transport could cause significant adverse hazards and the increased storage and transport of LNG may substantially alter existing transportation hazards associated with mobile source fuels. Consequently, increased usage of LNG due to implementation of the proposed project could generate significant adverse hazard impacts during routing storage and transport.

4.3.4 Operational Impacts in Excess of the Capacity of Local Recycling Infrastructure (Significance Criteria c)

The increased spent battery and fuel cell waste stream could trigger the need for additional recyclers. As described previously, it not possible to identify the incremental increase in the number of EV batteries caused by the proposed project. Batteries used by EVs would either be reused in a secondary market (e.g., battery storage) or recycled when batteries reach their end of life.¹³ As identified above, Umicore, Glencore, Inmetco, Li-Cycle, and Retrieval Technologies (previously known as Toxco) have the technology to recycle NiMH, NiCad, and Li-ion batteries in the nation.¹⁴ The limited number of existing Li-ion battery recyclers and the fact that these existing recyclers have plans to expand battery recycling highlights that the recycling industry is only now beginning to expand operations to accommodate EV batteries reaching their end-of-life. The cumulative burden of EV waste is substantial given the growth trajectory of the EV market.¹⁵ Unlike the solid waste sector, which is required to plan for or adequate safe disposal capacity for a minimum of 15 years or plan for new and/or expanded facilities pursuant to Assembly Bill 939, no such requirement currently exists for the recycling industry.

To meet the increased demand of refurbishing or reusing batteries and fuel cells, new facilities or modifications to existing facilities would need to be constructed to accommodate recycling

¹³ Harper, Gavin; Sommerville, Roberto; Kendrick, Emma; Driscoll, Laura; Slater, Peter; Stolkin, Rustam; Walton, Allan; Christensen, Paul; Heidrich, Oliver; Lambert, Simon; Abbott, Andrew; Ryder, Karl; Gaines, Linda; & Anderson, Paul (Harper *et. al.*). 2019, November 6. "Recycling Lithium-ion Batteries from Electric Vehicles." *Nature* 575, 75–86 (2019). <https://www.nature.com/articles/s41586-019-1682-5>

¹⁴ South Coast Air Quality Management District, January 2017, Final Program Environmental Impact Report for the 2016 Air Quality Plan, <http://www.aqmd.gov/docs/default-source/ceqa/documents/aqmd-projects/2016/2016aqmpfeir.pdf>, accessed December 21, 2020.

¹⁵ Harper, Gavin; Sommerville, Roberto; Kendrick, Emma; Driscoll, Laura; Slater, Peter; Stolkin, Rustam; Walton, Allan; Christensen, Paul; Heidrich, Oliver; Lambert, Simon; Abbott, Andrew; Ryder, Karl; Gaines, Linda; & Anderson, Paul (Harper *et. al.*). 2019, November 6. "Recycling Lithium-ion Batteries from Electric Vehicles." *Nature* 575, 75–86 (2019). <https://www.nature.com/articles/s41586-019-1682-5>

activities. In the long term, implementation of the proposed project along with State standards such as the Sustainable Communities and Climate Protection Act (SB 375) and CARB's Advanced Clean Cars program and Truck and Bus Regulation would result in a shift away from petroleum-based fuels toward hydrogen or electric. California is moving in the direction of electrifying its transportation and energy systems, and it is anticipated that this would result in a corresponding increase in the market demand for recycling facilities. As more EVs and solar panel systems are introduced to the transportation and energy sector, increased economic incentives are anticipated to drive modifications to existing infrastructure.

However, there are no federal, state, or local regulations that require the recycling industry to forecast the capacity of infrastructure needed to meet the demand. While CalEPA formed the Lithium-Ion Car Battery Recycling Advisory Group in 2019 to advise the legislature on policies pertaining to the recovery and recycling of lithium-ion vehicle batteries, recommendations are still forthcoming. The group is required to submit policy recommendations on or before April 1, 2022. The policy recommendations are intended to address the end-of-life issues with a goal of ensuring that "as close to 100 percent as possible of lithium-ion vehicle batteries in the state are reused or recycled."¹⁶ Therefore, while it is expected that efforts are underway to ensure adequate infrastructure for the reuse, recycling, or disposal of lithium-ion batteries, implementation of the proposed project could result in the generation of spent batteries and fuel cells that exceed the current capacity of local recycling infrastructure, and impacts are potentially significant.

4.3.5 Operational Impacts in Excess of the Capacity of Local Landfills (Significance Criteria c)

Implementation of the proposed project could result in the early retirement of equipment such as on-road trucks and vehicles, off-road vehicles, gasoline-fueled engines, and diesel-fueled engines. Impacts could occur since the older equipment or vehicle parts would be taken out of service in the Basin and scrapped and disposed of in landfills. Approximately 80 percent of a vehicle can be recycled and reused in another capacity. During the scrapping process, batteries, catalytic converters, tires, and other recoverable materials (e.g., metal components) are removed and the metal components of the vehicle are shredded. The shredded material is then sent for recovery of metal content. Therefore, the amount of solid waste landfilled as a result of the proposed project would be relatively small, since most of the parts being replaced have commercial value as scrap metal. Currently, there are a limited number of vehicles and parts that can be scrapped per year because of the limited number of scrapping and recycling facilities in South Coast AQMD's jurisdiction. It is expected that gasoline and diesel engines could also be recycled for metal content or rebuilt and sold to other areas. It is expected that parts and equipment would be scrapped in the near future, regardless of the proposed project, as they are older vehicles or have older components. The primary solid waste impact is expected to be the accelerated replacement and disposal of equipment and parts before the end of their useful life.

Further, the proposed project does not mandate that older vehicle, engines, or other equipment be scrapped. WAIRE Menu items that would require new equipment will generally require that retirement occur when the life of the old equipment is exhausted, and the new equipment is put into service. Alternatively, some measures can encourage advanced deployment of cleaner

¹⁶ CalEPA, 2021, Lithium-ion Car Battery Recycling Advisory Group, AB 2832 Advisory Group: Draft Work Plan, <https://calepa.ca.gov/climate/lithium-ion-car-battery-recycling-advisory-group/draft-workplan-for-discussion-on-12-14-20-by-the-lithium-ion-car-battery-recycling-advisory-group/>, accessed January 17, 2021.

technologies ahead of natural retirement for the benefit of air quality. Based on the above, scrap metals from vehicle and engine replacements are expected to be recycled and not disposed of in landfills. Any small increase that may occur from miscellaneous parts is expected to be within the permitted capacity of landfills within the Basin so that no significant impacts would be expected.

The California Integrated Waste Management Act of 1989 (AB 939) requires cities and counties in California to reduce the amount of solid waste disposed in landfills and transformed by 25 percent by 1995 and by 50 percent by 2000, through source reduction, recycling, and composting activities. Subsequent legislation has been adopted that mandates a 50 percent diversion requirement to be achieved every year. SB 1016 (Wiggins) – Diversion: Alternative Compliance System (effective January 1, 2009) moves CalRecycle from the previously existing solid waste diversion accounting system to a per capita disposal based system. SB 1016 did not change the 50 percent requirement in AB 939, but measures it differently. Compliance is the same under the new system as it was under the old system. To evaluate compliance, CalRecycle looks at a jurisdiction's per capita disposal rate as an indicator of how well its programs are doing to keep disposal at or below a jurisdiction's unique 50 percent equivalent per capita disposal target. The 50 percent equivalent per capita disposal target is the amount of disposal a jurisdiction would have had during the base period had it been at exactly a 50 percent diversion rate. Compliance is based on CalRecycle evaluating whether a jurisdiction is continuing to implement the programs it chooses and is making progress in meeting its target. In 2014, California's statewide disposal was 31.2 million tons and population was 38.4 million residents. This resulted in a per resident disposal rate of 4.5 pounds/resident/day. The diversion rate equivalent was 65 percent. Almost all (99 percent) of California's solid waste was disposed of in landfills in California, while approximately one percent was exported to landfills out of state. An additional 0.82 million tons were transformed at three permitted waste-to-energy plants in California, but not included in the disposal rate estimate because of provisions in the law that allow limited diversion credit for transformation. Many cities and counties have met the 20 and 50 percent waste reduction goals of AB 939 prior to the adoption of the 50 percent equivalent per capita disposal target associated with SB 1016. For the counties within the Basin as well as statewide, the targets are still slightly short of meeting the diversion standards.¹⁷ The generation of additional waste associated with implementation of the proposed project could impact the abilities of cities and counties to further reduce wastes. However, as discussed above, the increase in solid waste that is expected to be diverted to a landfill is small, and many of the waste streams are recyclable.

The U.S. EPA has a policy to ensure that emission reductions programs seeking credit in the SIP are quantifiable, surplus (*not already required*), permanent, and enforceable. Thus, it is expected that when older vehicles are scrapped, they are put out of service permanently, and there are mechanisms in place to ensure that this requirement is enforced. Even with the ability to recycle metals from vehicles, there are no guarantees that vehicles will continue to be scrapped in the future, especially if the market is saturated with a high number of vehicles being sought for turnover. So, in an abundance of caution, the potential solid and hazardous waste impacts from the retirement of equipment is concluded to be significant.

¹⁷ South Coast Air Quality Management District, January 2017, Final Program Environmental Impact Report for the 2016 Air Quality Plan, <http://www.aqmd.gov/docs/default-source/ceqa/documents/aqmd-projects/2016/2016aqmpfeir.pdf>, accessed December 21, 2020.

4.3.6 Indirect Hazardous Materials and Solid and Hazardous Waste Impacts Associated with Construction of New Manufacturing Facilities, Recycling Facilities, and Infrastructure Improvements

Because the proposed project encourages and incentivizes the purchase and use of NZE and ZE vehicles, it could also indirectly result in the construction and operation of new manufacturing and recycling facilities as well as infrastructure improvements to support the transition to NZE and ZE vehicles. These potential impacts were analyzed in CARB's Final EA for the ACT Regulations, and this EA incorporates that analysis by reference here. In summary, CARB's analysis found that short-term construction and long-term operational effects associated with the need for new manufacturing and recycling facilities as well as infrastructure improvements to support the transition to NZE and ZE vehicles, would create significant impacts regarding hazards and hazardous materials through the routine transport, use, or disposal of hazardous materials.

PROJECT IMPACTS – CONCLUSION: Based on the preceding analysis, the overall conclusion is that hazardous waste impacts associated with routine transport, use, or disposal of batteries are less than significant during operation. However, the proposed project could result in a substantial increase in the batteries that would exceed the capacity of the existing recycling infrastructure. Furthermore, hazards associated with the accidental release of LNG during transportation is are potentially significant, and waste related to construction and scrapped vehicles and equipment could exceed the capacity of local landfills. In addition, the proposed project could indirectly result in the construction of new manufacturing facilities, recycling facilities, and infrastructure improvements to support the transition to NZE and ZE vehicles, which would create significant impacts regarding hazards and hazardous materials through the routine transport, use, or disposal of hazardous materials.

PROJECT MITIGATION MEASURES: To ensure that the recycling industry is able to accommodate the substantial cumulative increase in the number of EV batteries disposed of as a result of the transition to a carbon-neutral economy, battery recyclers would need to forecast the increased demand for EV battery recycling in relation to the capacity of recyclers. However, no such requirement is in place for the recycling industry. The requirement to mandate that the solid waste sector, and the recycling industry in particular, identify and plan for the potential increase in this waste stream is outside of the jurisdiction of South Coast AQMD. Thus, there are no available mitigation measures that could reduce the impacts from the increase in battery recycling to the capacity of the existing recycling infrastructure to less than significant.

The transportation of LNG fuel is concluded to create a significant hazardous material impact from exposure to overpressure and destruction of the LNG storage tank. The 2016 AQMP Final Program EIR identified the following measures that would reduce impacts from storage and use of LNG fuel that would be required by local fire departments.

- Install secondary containment (e.g., berms).
- Install valves that fail shut.
- Install emergency release valves and barriers around LNG storage tanks to prevent the physical damage to storage tanks or limit the release of LNG from storage tanks.
- Perform integrity testing of LNG storage tanks to assist in preventing failure from structural problems. Construct a containment system to be used for deliveries during off-loading operations

However, these measures are outside of the South Coast AQMD's jurisdiction to impose, and there are no feasible mitigation measures to reduce this significant impact. Additionally, no mitigation measures were included in the 2016 AQMP Final Program EIR for the impacts of construction waste and scrapped vehicles and equipment to the capacity of local landfills.

Furthermore, CARB's Final EA for the ACT Regulation noted that indirect impacts could be reduced to a less-than-significant level by mitigation measures that can and should be implemented by federal, state, and local lead agencies, including land use and/or permitting agency conditions of approval. However, these mitigation measures are beyond the authority of South Coast AQMD and not within its purview.

REMAINING IMPACTS: There are no available mitigation measures that could reduce the impacts from the increase in battery recycling on the existing recycling infrastructure capacity to less than significant. Therefore, impacts to the battery recycling infrastructure are significant and unavoidable. In addition, there are no available mitigation measures that could reduce the impacts associated with the accidental release of LNG during transport, the impact of construction waste and scrapped vehicles and equipment on landfill capacity, and the construction of new manufacturing facilities, recycling facilities, and infrastructure improvements to support the transition to NZE and ZE vehicles.

CUMULATIVE IMPACTS: The proposed project would increase the number of non-lead-acid batteries such as NiCad, NiMH, and Li-ion types and fuel cells in the South Coast AQMD region. At the end of their useful life, these batteries and fuel cells would need to be recycled or disposed, resulting in an increase in hazardous waste disposal. The Mercury Containing and Rechargeable Battery Management Act of 1996 (Battery Act) facilitates the increased collection and recycling of NiCad batteries, and the disposal of batteries would be conducted in compliance with the Resource Conservation and Recovery Act (RCRA). Under the RCRA batteries can be disposed of as universal waste and need to follow the regulations of the Universal Waste Rule (see Chapter 3.3, Hazards and Hazardous Materials, of this EA). Spent lead-acid batteries that are destined for reclamation would be regulated by 40 CFR Part 266, Subpart G. In California, consumers must recycle all single-use batteries or take them to a household hazardous waste disposal facility, a universal waste handler (e.g. storage facility or broker), or an authorized recycling facility. Additionally, consumers have to follow battery disposal requirements for lithium batteries.¹⁸ Existing battery recovery and recycling programs have limited the disposal of batteries in landfills. For example, the recycling of lead-acid and NiCad batteries is already a well-established activity. Further penetration of ZE trucks and ZE yard trucks is expected to result in a reduction in the use of lead-acid and NiCad batteries. Implementation of the proposed project would be expected to result in an increased use of electric vehicles which use NiMH batteries, Li-ion batteries, and PEM fuel cells instead of lead-acid and NiCad batteries. NiMH, Li-ion batteries, and PEM fuel cells generally contain materials that have high economic value and, therefore, there is high demand for the recyclable materials. The preceding analysis concluded that impacts associated with routine transport, use, or disposal of batteries would be less than significant as a result of implementing the proposed project. Thus, there are no significant adverse cumulative impacts.

However, the proposed project could result in a substantial increase in the number of batteries that would need to be recycled and exceed the capacity of the existing recycling infrastructure. This

¹⁸ Call2Recycle. 2020, Accessed December 15. Recycling Laws by State, California, <https://www.call2recycle.org/recycling-laws-by-state/#California>

increase in demand would cumulatively contribute to the increase in demand for battery recycling as a result of transition to a carbon-neutral economy, in accordance with the State's GHG reduction goals. Currently, there are no federal, state, or local regulations that require the recycling industry to forecast the capacity of infrastructure needed to meet the demand. There are no mitigation measures that would ensure that battery recyclers can accommodate the proposed project's and cumulative increase in volume of EV batteries. Therefore, the proposed project's cumulative impact associated with the capacity of battery recycling infrastructure to accommodate the additional demand is considered significant and unavoidable.

Furthermore, the 2016 AQMP Final Program EIR concluded that the impacts from LNG tank rupture during transport, construction waste, and scrapped vehicles and equipment is expected to remain significant. In addition, the proposed project could indirectly result in the construction of new manufacturing facilities, recycling facilities, and infrastructure improvements to support the transition to NZE and ZE vehicles. As CARB concluded in its EA, the hazardous waste impacts and impacts to recycling facility capacity associated with that development could be significant. Therefore, the project and cumulative impacts of the proposed project associated with this development is significant and unavoidable.

4.4 TRANSPORTATION

The overall purpose of the proposed project is to reduce NO_x and PM emissions associated with warehouse operations within South Coast AQMD's jurisdiction. To accomplish this purpose, the proposed project requires warehouse operators to reduce or otherwise mitigate emissions associated with their operations by choosing from a menu of emission-reducing measures, proposing a custom menu option, or paying a mitigation fee.

The proposed project will not increase the demand for goods or otherwise facilitate growth in shipping or goods movement. However, several of the compliance options require some construction (see Air Quality and Greenhouse Gas Impacts). The increased VMT associated with those construction projects is discussed below as "Transportation Impacts During Construction."

It is also possible that the proposed project will have the indirect effect of encouraging warehouse operators to relocate new warehouses outside of the South Coast AQMD region to avoid having their warehouse be subject to the proposed project. While the IEc Study "Assessment of Warehouse Relocations Associated with the South Coast AQMD Warehouse ISR" ~~the IEc Study~~ concluded that there would be no such relocations at the proposed rule stringency, this EA conservatively estimates that there would be up to three warehouse relocations. Thus, this section of the EA assesses the potential transportation impacts associated with those relocations as "Transportation Impacts During Operations."

The proposed project would also encourage and incentivize the purchase and use of NZE and ZE vehicles. As a result, it could indirectly result in the construction and operation of new manufacturing and recycling facilities as well as infrastructure improvements necessary to meet this increased demand for NZE and ZE vehicles. These potential impacts were analyzed in CARB's Final EA for the ACT Regulation, and this EA incorporates that analysis by reference here. Because these potential impacts are indirect, and because the circumstances surrounding any such future development are unknown, the analysis of the potential transportation impacts associated with this development is discussed separately from the analysis of the proposed project's direct impacts.

4.4.1 Significance Criteria

The proposed project's transportation impacts will be considered significant if the proposed project would:

- a. Conflict with a program plan, ordinance or policy addressing the circulation system, including transit, roadway, bicycle and pedestrian facilities.
- b. Conflict with or be inconsistent with CEQA Guidelines Section 15064.3(b).
- c. Substantially increase hazards due to a geometric design feature (e.g., sharp curves or dangerous intersections) or incompatible uses (e.g., farm equipment).
- d. Result in inadequate emergency access.

The Initial Study for the proposed project, under Chapter 2, Section XVII, *Transportation*, Impact (c) identified that the proposed project would not increase hazards or (d) result in inadequate emergency access. Therefore, these significance criteria will not be discussed further in this EA.

4.4.1.1 CEQA Guidelines

On September 27, 2013, Governor Jerry Brown signed Senate Bill 743 (SB 743) into law. SB 743 tasked the Office of Planning and Research (OPR) with developing alternative methods of measuring transportation impacts pursuant to CEQA, other than the current practice of using traffic congestion-based measures, which tend to promote increased vehicle use. OPR proposed to replace roadway capacity and vehicle delay measures, often displayed as levels of service (LOS), with VMT, which estimates the total distance people drive by vehicle. This shift in CEQA transportation metrics promotes outcomes that reduce reliance on automobile travel, and thus aligns with state goals for reducing greenhouse gas emissions and traffic-related air pollution, investing in multimodal transportation networks, encouraging higher density infill development, and providing clean, efficient access to destinations. The California Natural Resources Agency (Agency) certified and adopted the CEQA Guidelines update package, including the guidelines for implementing SB 743. The new CEQA Guidelines Section 15064.3, Determining the Significance of Transportation Impacts, generally requires that VMT-based metrics be used to evaluate transportation impacts.

4.4.1.2 OPR Technical Advisory

The South Coast AQMD has not yet adopted a VMT significance threshold for evaluating transportation impacts in CEQA under SB 743. Therefore, this EA utilizes the thresholds developed by OPR in December 2018 entitled, “Technical Advisory on Evaluating Transportation Impacts in CEQA” (Technical Advisory) for automobile VMT (i.e., light-duty vehicles).¹ The Technical Advisory provides non-binding technical advice and is not a formal administrative regulation, like the CEQA Guidelines. However, it does provide a reasonable framework for lead agencies as they implement the CEQA Guidelines.

4.4.1.2.1 Screening Thresholds for Land Use Projects

The Technical Advisory suggests that lead agencies may screen out VMT impacts under CEQA based on project size, VMT generation characteristics, transit availability, and provision of affordable housing. The following project types are ‘screened out’ as having less than significant transportation impacts in the Technical Advisory:

- **Small Projects Generating Less Than 110 Daily Trips:** OPR suggests a small project that would generate 110 trips per day or less generally may be assumed to cause a less-than-significant transportation impact and thus not warrant further VMT analysis.
- **Redevelopment Projects with a Net Decrease in VMT:** Where a project replaces existing VMT-generating land uses, if the replacement leads to a net overall decrease in VMT, the project would lead to a less-than-significant transportation impact. If the project leads to a net overall increase in VMT, then the thresholds developed by the jurisdiction should apply.
- **Projects in Low VMT Areas:** Residential and office (or other land use) projects that are located in areas with low VMT and that incorporate similar features (i.e., density, mix of uses, transit accessibility), will tend to exhibit similarly low VMT and thus not warrant further VMT analysis.

¹ Governor’s Office of Planning and Research. 2018, December. Technical Advisory on Evaluating Transportation Impacts in CEQA. https://opr.ca.gov/docs/20190122-743_Technical_Advisory.pdf

- **Projects in Transit Priority Areas (TPAs):** A TPA is an area within a half a mile of a major transit stop or a bus transit corridor with service intervals of no longer than 15 minutes during peak commute hours. A ‘major transit stop’ means “a site containing an existing rail transit station, a ferry terminal served by either a bus or rail transit service, or the intersection of two or more major bus routes with a frequency of service interval of 15 minutes or less during the morning and afternoon peak commute periods,” as defined by Public Resources Code Section 21064.3. OPR suggests that a project in TPA should generally be presumed to have less than significant impacts, but the presumption might not be appropriate if the project:
 - Has a Floor Area Ratio (FAR) of less than 0.75.
 - Includes more parking for use by residents, customers, or employees of the project than required by the jurisdiction (if the jurisdiction requires the project to supply parking).
 - Is inconsistent with the applicable Sustainable Communities Strategy (SCS) (as determined by the lead agency, with input from the Metropolitan Planning Organization).
 - Replaces affordable residential units with a smaller number of moderate- or high-income residential units.
- **Local-Serving Retail Projects under 50,000 Square Feet:** Because new retail development typically redistributes shopping trips rather than creates new trips, estimating the total change in VMT (i.e., the difference in total VMT in the area affected with and without the project) is the best way to analyze a retail project’s transportation impacts. By adding retail opportunities into the urban fabric and thereby improving retail destination proximity, local-serving retail development tends to shorten trips and reduce VMT. Thus, lead agencies generally may presume such development creates a less-than-significant transportation impact. Regional-serving retail development, on the other hand, which can lead to substitution of longer trips for shorter ones, may tend to have a significant impact. Where such development decreases VMT, lead agencies should consider the impact to be less than significant. The Technical Advisory suggests that retail uses of less than 50,000 square feet might be considered local serving.
- **Affordable Housing Projects:** OPR guidance indicates that adding affordable housing to infill locations generally improves jobs-housing match, in turn shortening commutes and reducing VMT. Further, “... low-wage workers in particular would be more likely to choose a residential location close to their workplace, if one is available.” In areas where existing jobs-housing match is closer to optimal, low income housing nevertheless generates less VMT than market-rate housing; therefore, a project consisting of a high percentage of affordable housing may be a basis for the lead agency to find a less-than-significant impact on VMT. Evidence supports a presumption of a less-than-significant impact for a 100 percent affordable residential development (or the residential component of a mixed-use development) in infill locations.

4.4.1.2.2 VMT Numeric Thresholds

OPR identified the following recommended VMT thresholds for projects that are not screened out under the criteria above.

- **Residential Projects:** A proposed residential project exceeding a level of 15 percent below existing VMT per capita may indicate a significant transportation impact. OPR states these

thresholds can be applied to either household (i.e., tour-based) VMT or home-based (i.e., trip-based) VMT assessments.²

- **Office (Employment) Projects:** OPR recommends that office (employment) projects that would generate vehicle travel exceeding 15 percent below existing VMT per employee for the region may indicate a significant transportation impact. OPR uses the term ‘office’; however, the likely intent of the advisory is as ‘employment.’
- **Retail Projects:** Because new retail development typically redistributes shopping trips rather than creating new trips, OPR recommends a threshold based on the total change in VMT (i.e., the difference in total VMT in the area affected with and without the project) as the best way to analyze a retail project’s transportation impacts. A net increase in total VMT may indicate a significant transportation impact.

The thresholds identified by OPR were derived from the California Air Resources Board’s (CARB) “2017 Scoping Plan–Identified VMT Reductions and Relationship to State Climate Goals” (CARB Report) on the VMT reductions needed over current conditions (2015–2018) to meet the state’s 2030 and 2050 climate goals.³ The CARB Report includes non-binding technical information on what level of statewide VMT reduction would promote achievement of statewide GHG emission reduction targets. CARB asserts that the currently adopted SCSs throughout the state “would achieve in aggregate, a nearly 18 percent reduction in statewide per capita on-road light-duty transportation-related GHG emissions relative to 2005 by 2035, if those SCSs were successfully implemented.” However, in order to meet the state climate goals, the full reduction needed is a 25 percent reduction in statewide per capita on-road light-duty transportation-related GHG emissions, however, CARB has “determined that those targets would be infeasible for metropolitan planning organizations (MPOs) to achieve with currently available resources.” CARB concluded (using assumptions of a cleaner fuels and technologies scenario) that a 14.3 percent reduction in total daily VMT per capita below existing conditions and a 16.8 percent reduction in light-duty VMT per capita below existing conditions were needed to meet these goals.⁴ The CARB Report is based on modeling that incorporates cleaner technologies and fuels assumptions consistent with the 2017 Scoping Plan Update and the 2016 Mobile Source Strategy.

4.4.1.3 Thresholds for Impacts to Goods Movement

Neither the Technical Advisory nor CEQA Guidelines Section 15064.3(a) directly address how to analyze transportation impacts associated with changes to goods movement, which is largely carried out by heavy-duty trucks. CEQA Guidelines Section 15064.3(a) specifies that VMT to be analyzed is defined as the amount and distance of *automobile* travel (emphasis added) attributable to a project. The term ‘automobile’ refers to on-road *passenger vehicles, specifically cars and light*

² OPR states that lead agencies can evaluate each component of a mixed-use project independently and apply the significance threshold for each project type included. In the analysis of each use, a project should take credit for internal capture. Alternatively, a lead agency may consider only the project’s dominant use.

³ California Air Resources Board (CARB). January 19. 2017 Scoping Plan–Identified VMT Reductions and Relationship to State Climate Goals. <https://ww2.arb.ca.gov/resources/documents/carb-2017-scoping-plan-identified-vmt-reductions-and-relationship-state-climate>

⁴ California Air Resources Board (CARB). January 19. 2017 Scoping Plan–Identified VMT Reductions and Relationship to State Climate Goals. <https://ww2.arb.ca.gov/resources/documents/carb-2017-scoping-plan-identified-vmt-reductions-and-relationship-state-climate>

trucks (emphasis added).⁵ SB 743 is not intended to require the inclusion of heavy-duty truck trips, utility vehicles, or other types of vehicles in the VMT analysis.⁶ In the case of trucks (other than light trucks), based on CARB’s 2017 Scoping Plan, the state’s strategy for the goods movement sector is not in VMT reduction, but in advances in technology [zero-emissions (ZE) and near-zero-emissions (NZE) control strategies]].⁷

4.4.1.4 Effect of COVID-19 on VMT

The measures put into place to slow the spread of COVID-19 resulted in significant changes in human activity and VMT. Most notable are the temporary reductions in both heavy-duty and light-duty VMT across the state’s highways and local roads, and the resulting temporary emission reductions. In California, VMT fell to its lowest point in early- to mid-April, with an approximately 25 percent reduction in heavy-duty VMT and 50 to 60 percent reduction in light-duty VMT. Since that time, both heavy-duty and light-duty VMT have steadily increased, with heavy-duty VMT returning to pre-COVID-19 levels in early June.⁸ COVID-19 stay-at-home orders and related closures are temporary measures. While there is potential for changes made during this time to have far-reaching implications for transportation mode choice, shared mobility, vehicle choice, and VMT into the future, the medium- or long-term effects of the COVID-19 on VMT are uncertain at this point in time, and it would be speculative to estimate any potential long-term or permanent changes. Predicting the proposed project’s physical impacts on the environment without firm evidence based on facts to support the analysis would require an engagement in speculation or conjecture that is inappropriate for an EA. Accordingly, the transportation impact analysis presented in this EA is generally based on the assumption that general behavior would be similar to conditions prior to the start of COVID-19 stay-at-home orders.

4.4.2 Transportation Impacts During Construction (Significance Criteria b)

CEQA Guidelines Section 15064.3(b)(3) provides that a qualitative analysis of construction traffic may be appropriate for many projects. The proposed project contains several compliance options that would result in construction of new facilities. Here, ‘construction’ activities associated with the proposed project include: the installation of ZE charging, installation of hydrogen fueling station, installation of solar panels, installation of additional ‘plugs’ to accommodate ZE transport refrigeration units (TRUs) or ZE cargo handling equipment, and installation of high-efficiency HVAC systems. As a result, implementation of the proposed project could trigger the need to implement capital improvements at affected warehouses in the South Coast AQMD’s jurisdiction. These construction activities would generate construction worker trips and vendor trips for material deliveries, which would generate VMT. Because of the nature of construction activities,

⁵ Governor’s Office of Planning and Research, December 2018, Technical Advisory on Evaluating Transportation Impacts Under CEQA, https://www.opr.ca.gov/docs/20190122-743_Technical_Advisory.pdf, accessed January 10, 2021.

⁶ South Coast AQMD coordinated with staff at OPR on January 12, 2021 to confirm how to address heavy-duty freight VMT in CEQA documents. OPR staff identified that the intent of SB 743 was to address passenger vehicle VMT impact and not freight VMT, as cited under CEQA Guidelines Section 15064.3(a). Therefore, lead agencies could exclude freight VMT from transportation VMT impact analyses under CEQA.

⁷ California Air Resources Board, 2017, California’s 2017 Climate Change Scoping Plan: The Strategy for Achieving California’s 2030 Greenhouse Gas Target, https://www.arb.ca.gov/cc/scopingplan/2030sp_pp_final.pdf, accessed on March 18, 2019.

⁸ California Air Resources Board. 2020, November 24. Draft 2020 Mobile Source Strategy https://ww2.arb.ca.gov/sites/default/files/2020-11/Draft_2020_Mobile_Source_Strategy.pdf

any increase in VMT would occur on a short-term basis at each warehouse. In general, temporary construction-related increases in VMT are not considered to be a transportation impact or be inconsistent with CEQA Guidelines Section 15064.3. These construction projects would not have a substantial, permanent effect on regional VMT, including commute VMT, in the SCAG region. Additionally, discretionary projects at affected warehouses that would result in construction at existing warehouses could be subject to project level review under CEQA. As a result, construction projects would not have a permanent effect of regional VMT. Therefore, temporary effects of construction-related vehicles would not conflict with the state’s GHG reduction and associated VMT goals for the transportation sector.

4.4.3 Transportation Impacts During Operations (Significance Criteria a and b)

4.4.3.1 Automobile VMT

CEQA Guidelines 15064.3(a) clarifies that the primary consideration in evaluating a project’s transportation impacts for CEQA purposes is the amount and distance that a project might cause people to drive. This captures two measures of transportation impacts: number of automobile trips generated and VMT.

The proposed project would not indirectly or directly result in an increase in warehousing activities, and therefore would not result in an increase in employee commute trips by automobile (passenger vehicles and light trucks). Moreover, even if the proposed project resulted in new warehouses being located outside South Coast AQMD’s jurisdiction, which the IEc Study concluded would not occur under the proposed project, relocated warehouses factor in the availability of employees and are expected to utilize employees within the local areas. Therefore, the proposed project is not anticipated to result in an increase in employee trips associated with warehouse relocations, even under the worst-case warehouse relocation scenario assumed in this EA. Consequently, for the purpose of automobile VMT, the proposed project is expected to generate 110 trips per day or less for employee commute trips and can be screened out from the need of further VMT analysis for employee commute trips in accordance with OPR’s guidance for small projects. Thus, the proposed project would result in less-than-significant transportation impacts under SB 743 from employee trips and associated automobile VMT.

4.4.3.2 Truck VMT

As noted above, CEQA Guidelines Section 15064.3(a) specifies that VMT to be analyzed is defined as the amount and distance of *automobile travel* attributable to a project.⁹ It does not require any analysis of increased VMT from heavy-duty truck trips. In fact, in CARB’s 2017 Scoping Plan, the state’s strategy for the goods-movement sector is not in VMT reduction, but in advances in technology [zero-emissions (ZE) and near-zero-emissions (NZE) control strategies].¹⁰

⁹ South Coast AQMD staff conducted extensive research on the state’s guidance for how to analyze truck VMT under SB 743 in CEQA documents. Searches included reviews of OPR’s December 2018 Technical Advisory, CARB’s 2017 Scoping Plan Update, the California Natural Resources Agency’s rulemaking documents for the Updates to the 2019 CEQA Guidelines, which includes the incorporation of SB 743 requirements, and consultation with SCAG staff.

¹⁰ California Air Resources Board, 2017, California’s 2017 Climate Change Scoping Plan: The Strategy for Achieving California’s 2030 Greenhouse Gas Target, https://www.arb.ca.gov/cc/scopingplan/2030sp_pp_final.pdf, accessed on March 18, 2019.

Nonetheless, to provide a conservative estimate of the potential impacts of the proposed project, the transportation analysis in this EA considers potential impacts from truck VMT.

The proposed project has the potential to affect regional VMT associated with potential warehouse relocations out of the South Coast AQMD's jurisdiction, potential cargo diversion to other ports, or as a result of a potential decrease in efficiency of goods movement in the South Coast AQMD's jurisdiction, as described below.

4.4.3.2.1 VMT from Potential Warehouse Relocation and Cargo Growth Diversion

Based on the IEc Study, under the currently proposed rule stringency of a 0.0025, the proposed project would not result in warehouse relocations out of South Coast AQMD's jurisdiction above the baseline scenario. Under the rule stringency scenario that would result in costs of \$2.00 per square foot of warehouse space, the proposed project would result in a maximum of six warehouse relocations (see Chapter 5, Alternatives). This EA conservatively considers the potential for up to three warehouse relocations in order to provide a conservative relocation impact analysis for truck VMT. Table 4.4-1 identifies the daily truck trips generated by up to three warehouse relocations in order to determine whether the proposed project screens out from having to do a full VMT analysis under the OPR Technical Advisory screening criteria of 110 daily trips.

Table 4.4-1
Daily Truck Trips from Potential Warehouse Relocations – Screening Analysis

Truck Classification	Trips/ TSF	Trips/ Warehouse	Worst-Case Relocations (Up to Three Warehouses)
Class 4-7 Trucks	0.12	31	92
Class 8 Trucks	0.33	38 84	114 252
Truck Trips Total		68 114	205 343
Exceeds Screening Threshold of 110 Trips			Yes
Notes: TSF: Thousand Square Feet; Based on an average warehouse size of 254,409 square feet. Source: IEc, 2020, December 23. Results of ISR Warehouse Relocation Analysis			

It should be noted that truck trips from warehouse relocations are not 'new' truck trips, and the proposed project would not directly or indirectly result in an increase in the number of truck trips since the proposed project would not cause a new warehouse to be built or result in an increase in warehouse space in terms of square footage. To the contrary, a warehouse subject to the WAIRE Program might consider improving operational efficiency and reducing the number of annual truck trips as an option to reduce their WPCO since the number of annual truck trips is one of the multipliers for calculating WPCO. However, in order to provide a conservative analysis that considers the potential increase in truck VMT, this EA considers the relocated warehouse truck VMT under OPR's guidance for small projects as a screening tool to determine if a full analysis of truck VMT is warranted. As shown in Table 4.4-1, under the worst-case relocation impact analysis, the proposed project would not be screened out under OPR's screening criteria of 110 daily trips for small projects; and therefore, a further VMT analysis associated with warehouse relocations was conducted.

Goods movement generally refers to the movement of raw, semi-finished, and finished materials and products used by businesses and residents across the transportation system. These goods move

in myriad ways and through complex systems, often using multiple modes of transportation (e.g. ships, trucks, trains, planes, etc.). Products can be produced within the U.S. or another country and make their way to a business, retail store, or directly to consumers versus traditional purchases by consumers at physical retail outlets. The efficient movement of these goods are critical to maintain a strong economy and ensure improvements in the quality of life of regional residents.

Under this definition, goods movement in Southern California closely resembles the transportation patterns of retail uses described in the OPR Technical Advisory. Warehouses move retail products through distribution channels along business-to-business and business-to-consumer pathways. The IEc Study identifies that warehoused goods in Southern California have the following pathways: 43 percent local, 41 percent national, 11 percent regional, and 5 percent destined to northern California. In the Technical Advisory, the recommended significance threshold for retail projects is a net increase in total VMT.¹¹

Since OPR has not identified guidance for heavy-duty trucks, for the purpose of this EA, changes in truck VMT associated with the proposed project would be considered significant if implementation of the proposed project would result in a net increase in total truck VMT since operational characteristics of the goods movement sector resemble retail projects. Truck VMT associated with the reasonable ‘worst-case’ relocation impact scenario of up to three warehouse relocations is identified in Table 4.4-2. While the proposed project is not anticipated to result in warehouse relocations out of South Coast AQMD’s jurisdiction, under the reasonable ‘worst-case’ warehouse relocation scenario (i.e., three warehouse relocations), the proposed project could result in a net increase in truck VMT associated with the additional distances these trucks would need to travel in the Southern California region to move goods. Therefore, this increase in truck VMT is conservatively considered a significant and unavoidable impact.

Table 4.4-2
Daily and Annual Truck VMT from Potential Warehouse Relocations

Truck Classification	Annual Truck VMT		Daily Truck VMT	
	Per Warehouse	Worst-Case Relocations (Up to Three Warehouses)	Per Warehouse	Worst-Case Relocations (Up to Three Warehouses)
Truck VMT Total	1,447,329	4,341,988	3,965	11,896

Source: IEc, 2020, December 23. Results of ISR Warehouse Relocation Analysis.

As discussed in Chapter 4.0, it is not reasonably foreseeable that implementation of the proposed project would result in cargo being shipped to other ports to avoid incurring any increased cost associated with the proposed project. Nonetheless, because of the uncertainty of market responses, this EA has conservatively assumed that there could be some diversions. However, any associated increase or decrease in truck VMT associated with such diversions would be speculative, given that it is unknown where the cargo would be diverted to and how that would affect truck VMT.

¹¹ IEc. 2020, December 23. Assessment of Warehouse Relocations Associated with the South Coast Air Quality Management District Warehouse Indirect Source Rule.

Efficiency of Goods Movement in Southern California

The WAIRE Program would have an indirect effect on goods movement within South Coast AQMD's jurisdiction. As described in Chapter 2 of this EA, the WAIRE Program would require warehouse operators to satisfy an annual WPCO, which is based on the reported number of annual truck trips serving the warehouse. To meet the WPCO, WAIRE Points must be earned by completing actions and investments, which include acquiring and/or using NZE and ZE trucks. Warehouse operators with multiple warehouses in the South Coast AQMD's jurisdiction may satisfy the WPCO through acquiring NZE and ZE trucks and rerouting those trucks so that the usage points are accumulated by multiple warehouses, since each warehouse operator must report annual truck trips that serve the warehouse. Similarly, warehouse operators may contract with trucking companies that already own NZE and ZE trucks to route those trucks to warehouses in the South Coast AQMD. Purchasers of the trucks would be replacing an existing truck that has aged out-of or is nearing the end of its useful life. As a result, there is a potential for trucks to be diverted by operators of warehouse to meet their WPCO, thus decreasing the efficiency of goods movement in the South Coast AQMD region, assuming truck routes are currently optimized for efficiency, which may not be true. Additionally, since the WAIRE Program applies to warehouses of certain sizes within South Coast AQMD's jurisdiction, and its implementation is expected to cause no warehouse relocation, it is not anticipated that the WAIRE Program would result in potential changes to the global supply chain and ocean shipping routes in emergency or non-emergency situations. The details and precise effect of how each warehouse may divert truck trips to earn WAIRE Points is not known and not reasonably foreseeable at this time. To make assumptions for the unknown would be speculative and not appropriate for the EA. It is also important to note that the South Coast AQMD intends to conduct ongoing monitoring, review, and reporting on the performance of the WAIRE Program. These 'check-ins' will provide useful information on implementation details and help identify effects on warehouses subject to the WAIRE Program.

While the proposed project may have an effect on NZE, ZE, and diesel truck VMT in the South Coast AQMD region, it is also possible that warehouse operators will consolidate the number of truck visits at a warehouse facility. As stated above, WPCO are based on the annual truck trips that are reported to South Coast AQMD. Therefore, there is an incentive to increase efficiency of truck movements to reduce the number of truck trips generated by a warehouse facility. Reducing truck trips and enhancing efficiency of truck movements would be beneficial effects of the proposed project.

4.4.3.3 Consistency with Goods Movement Plans

On May 16, 2016, CARB released the 2016 Mobile Source Strategy that demonstrated how the state can simultaneously meet air quality standards, achieve GHG emission reduction targets, decrease health risk from transportation emissions, and reduce petroleum consumption over the next fifteen years.¹² Under Senate Bill 44, CARB is required to update the Mobile Source Strategy every five years. CARB recently prepared a Draft 2020 Mobile Source Strategy.¹³ The Update to the Mobile Source Strategy considers the recent Executive Order N-79-20, which established a

¹² California Air Resources Board. 2016, May 16. 2016 Mobile Source Strategy.
<https://ww2.arb.ca.gov/resources/documents/2016-mobile-source-strategy>

¹³ California Air Resources Board. 2020, November 24. Draft 2020 Mobile Source Strategy
https://ww2.arb.ca.gov/sites/default/files/2020-11/Draft_2020_Mobile_Source_Strategy.pdf

goal that 100 percent of in-state sales of new passenger cars and trucks will be ZE by 2035 and a goal transitioning existing trucks to ZE medium- and heavy-duty vehicles, where feasible, by 2045. The Mobile Source Strategy identifies the following strategies for on-road medium- and heavy-duty vehicles:

- Manufacturer requirements to foster clean technology production and sales;
- In-use requirements to accelerate penetration of newer technology;
- Incentive programs to promote and accelerate the use of advanced clean technologies;
- Enhanced enforcement strategies to ensure programs are achieving their anticipated benefits;
- Outreach and education to increase consumer awareness and acceptance of advanced vehicle and equipment technologies; and
- Infrastructure planning and development to support the transition to cleaner technologies.

The proposed project would accelerate the integration and use of NZE and ZE trucks and supporting infrastructure within South Coast AQMD's jurisdiction. Thus, the proposed project facilitates the implementation of the most recent statewide strategies for good movement as outlined in the Draft 2020 Mobile Source Strategy and Executive Order N-79-20; therefore, the proposed project is consistent with statewide strategies for goods movement. Similarly, local goods movement strategies, such as the Los Angeles County Goods Movement Plan, are an extension of the 2020 Mobile Source Strategy, and the proposed project would not conflict with local goods movement strategies.

Additionally, the proposed project would result in a decrease in VMT associated with diesel-fueled trucks, with a commensurate increase in VMT associated with NZE and ZE trucks. Table 4.4-3 identifies the potential decrease in VMT by compliance year 2031 associated with diesel-fueled trucks in South Coast AQMD's jurisdiction as a result of the proposed project above the cumulative baseline. The proposed project would allow for purchase of new NZE and ZE trucks as a way for warehouse operators to meet their WPCO. It is anticipated that while some of these trucks may be transitioned to other uses or warehouses to replace even older, higher emissions trucks in an operator's truck fleet outside of South Coast AQMD's jurisdiction, some of these trucks may be retired (i.e., scrapped). At this time, the percentage of diesel-fueled trucks retired ~~verses~~ versus replaced outside of South Coast AQMD's jurisdiction as a result of the proposed project cannot be predicted. However, the proposed project would result in greater and earlier turnover of diesel-fueled trucks to NZE and ZE trucks with supporting infrastructure than ~~would have occurred~~ without implementation of the proposed project. Additionally, Executive Order N-79-20 established a goal of 100 percent of California sales of new passenger cars and trucks be ZE by 2035 and a goal transitioning existing trucks to ZE medium- and heavy-duty vehicles, where feasible, by 2045. Therefore, the proposed project would lower the demand for diesel-fueled trucks in the state and have beneficial effects on reductions of air pollution and greenhouse gas emissions that are consistent with the goals and policies outlined in the CARB's Mobile Source Strategy and 2017 Scoping Plan Update.

Table 4.4-3
Reduction in Diesel Truck VMT in the South Coast AQMD Region by 2031

Scenario		Annual Diesel Truck VMT Reduced by Compliance Year 2031	Daily Diesel Truck VMT Reduced by Compliance Year 2031
Scenario 1	NZE Class 8 truck acquisitions and subsequent visits from those trucks	<u>634,183,368</u> <u>498,885,660</u>	<u>1,737,489</u> <u>1,366,810</u>
Scenario 2	NZE Class 8 truck acquisitions and subsequent visits from those trucks (early purchase)	<u>625,759,680</u> <u>526,086,288</u>	<u>1,714,410</u> <u>1,441,332</u>
Scenario 3	NZE Class 8 truck acquisitions (funded by Carl Moyer program) and subsequent visits from those trucks	<u>622,854,960</u> <u>557,498,760</u>	<u>1,706,452</u> <u>1,527,394</u>
Scenario 4	NZE Class 8 truck visits from non-owned fleets	<u>563,601,625</u> <u>302,409,761</u>	<u>1,544,114</u> <u>828,520</u>
Scenario 5	ZE Class 8 truck visits from non-owned fleets	<u>347,800,884</u> <u>249,066,334</u>	<u>952,879</u> <u>682,374</u>
Scenario 6	Level 3 charger installations followed by ZE Class 6 & Class 8 truck acquisitions and subsequent visits from those trucks, using installed chargers ^a	<u>0 3,839,680</u>	<u>0 10,520</u>
Scenario 7a	Mitigation Fee Funding NZE Class 8 and 4-7	<u>457,836,985</u>	<u>1,254,348</u>
Scenario 8	NZE Class 6 truck acquisitions and subsequent visits from those trucks	<u>690,714,128</u> <u>558,976,184</u>	<u>1,892,367</u> <u>1,531,442</u>
Scenario 9	NZE Class 6 truck visits from non-owned fleets	<u>701,925,624</u> <u>376,571,845</u>	<u>1,923,084</u> <u>1,031,704</u>
Scenario 10	ZE Class 6 truck visits from non-owned fleets	<u>640,073,515</u> <u>381,069,808</u>	<u>1,753,626</u> <u>1,044,027</u>
Scenario 12	Hydrogen station installations followed by ZE Class 8 truck acquisitions and subsequent visits from those trucks, using the hydrogen station	<u>274,347,219</u> <u>305,597,292</u>	<u>751,636</u> <u>837,253</u>
Scenario 13	ZE Class 2b-3 truck acquisitions and subsequent visits from those trucks	<u>926,993,772</u> <u>832,738,608</u>	<u>2,539,709</u> <u>2,281,476</u>
Scenario 14	ZE Class 2b-3 truck visits from non-owned fleets	<u>937,552,394</u> <u>540,975,503</u>	<u>2,568,637</u> <u>1,482,125</u>
Max. Potential VMT Reduction		<u>968,116,129</u> <u>832,738,608</u>	<u>2,652,373</u> <u>2,281,476</u>
Min. Potential VMT Reduction		0	0
Notes: Reduction in diesel-VMT above the cumulative baseline, accounting for other approved and pending regulations that affect diesel trucks in California. Scenarios 15 through 18 do not affect diesel truck VM; and therefore, are not shown in this Table.			
^a Under Scenario 6, should all warehouse operators choose to purchase NZE and ZE trucks to meet their WPCO, by compliance year 2031 ISR would have no incremental effect above existing CARB rules.			

Despite the net increase in truck VMT from the reasonable ‘worst-case’ warehouse relocations and potential loss of efficiency of goods movement in Southern California, the increase in truck VMT would be offset by the potential emissions benefits associated with a decrease in diesel-fueled

truck VMT in the South Coast AQMD region for all scenarios except Scenario 6. CARB estimates that about 70 percent of total known cancer risk related to air toxics in California is attributable to diesel particulate matter (DPM).¹⁴ Therefore, reducing VMT from diesel-fueled trucks is consistent with CARB's Mobile Source Strategy, the 2017 Scoping Plan Update, and thus the intent of SB 743 to reduce greenhouse gas emissions and traffic-related air pollution (see discussion under Sections 4.2.2 through 4.2.5 of this EA). Additionally, warehouses often operate near highly populated and disadvantaged communities. Mobile sources accounted for 45 percent of exposure disparity for the African American population, and 37 percent of exposure disparity for people in disadvantaged communities.¹⁵ Reductions in DPM from a transition from diesel-fueled trucks to NZE and ZE trucks have local air quality and public health benefits to disadvantaged communities in the South Coast AQMD region.

4.4.3.4 Indirect Transportation Impacts Associated with Construction of New Manufacturing Facilities, Recycling Facilities, and Infrastructure Improvement NZE and ZE Vehicles

Because the proposed project encourages and incentivizes the purchase and use of NZE and ZE vehicles, it could also indirectly result in the construction and operation of new manufacturing and recycling facilities as well as infrastructure improvements to support the transition to NZE and ZE vehicles. These potential impacts were analyzed in CARB's Final EA for the ACT Regulations, and this EA incorporates that analysis by reference here.

In summary, CARB's analysis found that short-term construction activities would result in short-term construction traffic (primarily motorized) in the form of worker commutes and material delivery related trips. Depending on the amount of trip generation and the location of new facilities, implementation could result in potentially significant transportation impacts. Additionally, new manufacturing and recycling facilities may affect local roadways during the operational phase, potentially increasing VMT levels on nearby roadways. Local roadways may also experience additional egress/ingress points or increased traffic that would result in hazardous conditions on local roadways. Inadequate access may impede emergency vehicle access to new facilities. Therefore, long-term operational-related impacts were also found to be potentially significant.

PROJECT IMPACTS – CONCLUSION: Based on the preceding analysis, the overall conclusion is that direct transportation impacts from construction activities VMT and employee commute VMT for the proposed project would be less than significant. However, in the reasonable 'worst-case' analysis for up to three warehouse relocations, the proposed project would result in a net increase in truck VMT during operations. In addition, potential indirect transportation impacts resulting from the construction of new manufacturing facilities, recycling facilities, and infrastructure improvement to support the transition to NZE and ZE vehicles would also be significant.

PROJECT MITIGATION MEASURES: South Coast AQMD will conduct ongoing monitoring, review, and reporting on the performance of the proposed project to provide useful information on implementation details. This information will help identify effects of the rule on warehouses subject to the WAIRE Program.

¹⁴ California Air Resources Board. 2020, November 24. Draft 2020 Mobile Source Strategy
https://ww2.arb.ca.gov/sites/default/files/2020-11/Draft_2020_Mobile_Source_Strategy.pdf

¹⁵ California Air Resources Board. 2020, November 24. Draft 2020 Mobile Source Strategy
https://ww2.arb.ca.gov/sites/default/files/2020-11/Draft_2020_Mobile_Source_Strategy.pdf

Furthermore, CARB’s EA noted that indirect impacts could be reduced to a less-than-significant level by mitigation measures that can and should be implemented by local lead agencies, including land use and/or permitting agency conditions of approval. New or modified facilities in California would qualify as a “project” under CEQA. The jurisdiction with primary permitting authority over a proposed action is the Lead Agency, which is required to review the proposed action for compliance with CEQA statutes. However, these mitigation measures are beyond the authority of CARB and South Coast AQMD and not within its purview.

REMAINING IMPACTS: Even with ongoing monitoring, review, and reporting, the proposed project’s transportation impacts from truck VMT caused by relocation of up to three warehouses and potential cargo shipping diversion would be significant and unavoidable. In addition, potential indirect transportation impacts resulting from the construction of new manufacturing facilities, recycling facilities, and grid improvements would also be significant and unavoidable.

CUMULATIVE IMPACTS: The preceding analysis concluded that transportation impacts from construction and employee commute trips would be less than significant as a result of implementing the proposed project. However, truck VMT would increase compared to the baseline under the ‘worst-case’ relocations analysis and potential decreases in goods movement efficiency if warehouse operators divert truck trips. Thus, the transportation impacts from operation (only with regards to truck VMT) are considered to be cumulatively considerable pursuant to CEQA Guidelines Section 15064(h)(1). In addition, potential indirect transportation impacts resulting from the construction of new manufacturing facilities, recycling facilities, and grid improvements would also be significant. Therefore, truck VMT is considered a significant adverse cumulative transportation impact. It should be noted that the transportation analysis is a conservative, ‘worst case’ analysis. The IEc Study indicates that no relocations would occur due to the proposed project, and analysis in this EA concluded that cargo shipping diversions are not reasonably foreseeable. Additionally, while the proposed project could result in a potential net increase in truck VMT, there would be a substantial reduction in the amount of VMT from diesel-fueled trucks and commensurate increase in VMT from NZE and ZE trucks for all scenarios except Scenario 6. The overall effect of the proposed project for these scenarios is therefore beneficial and would be consistent with SB 743’s intent to reduce greenhouse gas emissions and traffic-related air pollution. Nonetheless, increased truck VMT is considered a significant adverse cumulative transportation impact.

4.5 OTHER IMPACT AREAS

4.5.1 Indirect Impacts

The impact analysis for other impact areas, including Aesthetics, Agriculture and Forestry Resources, Biological Resources, Cultural Resources, Geology and Soils, Hydrology and Water Quality, Land Use and Planning, Noise, Population and Housing, Public Services, Recreation, and Utilities and Service Systems, is incorporated by reference from the CARB Advanced Clean Truck Regulation (ACT) Final Environmental Analysis. These impact areas are only relevant to this EA to the extent they may be impacted by potential future construction of new manufacturing and recycling facilities, and improvements to the electrical grid. Because these impacts are indirect impacts of the proposed project, and because it would be speculative to analyze the specific impacts caused by future construction projects at this time, these impacts are evaluated at a more general level of detail than the proposed project's direct impacts. While lead agencies must use their best efforts to find out and disclose all that they reasonably can about a project's potentially significant environmental impacts, they are not required to predict the future or foresee the unforeseeable (CEQA Guidelines Section 15144). As a result, the following indirect effects of the project were subject to the rule of reason and are evaluated in this section:

- **Construction of New Truck Manufacturing Facilities.** The proposed project would encourage and incentivize the purchase and use of NZE and ZE vehicles. While it remains uncertain how many warehouse operators subject to the proposed project would choose to comply by purchasing or operating NZE and ZE vehicles, the potential increase in demand could lead to the construction of new manufacturing facilities for these vehicles.
- **Construction of New Battery / Fuel Cell Manufacturing Facilities.** The proposed project would encourage and incentivize the purchase and use of ZE vehicles. While it remains uncertain how many warehouse operators subject to the proposed project would choose to comply by purchasing or operating ZE vehicles, the potential increase in demand could lead to the construction of new manufacturing facilities for ZE batteries and hydrogen fuel cells.
- **Mineral Resource Extraction/Production.** The proposed project would encourage and incentivize the purchase and use of ZE vehicles. While it remains uncertain how many warehouse operators subject to the proposed project would choose to comply by purchasing or operating ZE vehicles, the potential increase in demand could lead to the mineral resource extraction (e.g., lithium) and/or production (e.g., hydrogen).
- **Construction of New Recycling Facilities.** The proposed project would encourage and incentivize the purchase and use of ZE vehicles. While it remains uncertain how many warehouse operators subject to the proposed project would choose to comply by purchasing or operating ZE vehicles, the potential increase in demand could lead to the construction of new recycling facilities for batteries.
- **Energy Infrastructure Improvements.** The proposed project would encourage and incentivize the purchase and use of ZE vehicles. While it remains uncertain how many warehouse operators subject to the proposed project would choose to comply by purchasing or

operating ZE vehicles, the potential increase in energy demand could lead to the construction of new energy infrastructure.¹

It is uncertain how many new facilities/infrastructure improvements would be built, where they would be built, and whether the local land use permitting authority would require mitigation. Therefore, it is not possible to analyze any specific potential impacts of this new development. Nonetheless, CARB provided a general analysis of these impacts in its Final Environmental Analysis for the Advanced Clean Truck (ACT) Regulation. The regulation requires truck manufacturers to sell medium-and heavy-duty ZE vehicles as an increasing percentage of California sales. The Final EA described the potential for the regulation to result in the construction of new manufacturing, recycling, and other facilities in this way:

Reasonably foreseeable compliance responses under this measure would include an increase in manufacturing and associated facilities to increase the supply of ZEVs, along with construction of new hydrogen fueling stations and battery electric vehicle (BEV) charging stations to support ZEV operations. Increased deployment of ZEVs could increase production of electricity and hydrogen fuel, reduce rates of oil and gas extraction, and result in associated increases in lithium and platinum mining and exports from source countries or other states. Increased demand for lithium-ion batteries could increase production and manufacture, which could result in the expansion of or construction of new facilities along with associated increases in lithium mining and exports from source countries or other states. Disposal of any portion of vehicles, including batteries, would be subject to and have to comply with existing laws and regulations governing solid and hazardous waste, such as California's Hazardous Waste Control law, and implementing regulations, such as the Universal Waste Rule (22 California Code of Regulations (CCR) Chapter 23). That is, disposal of used batteries into solid waste landfills is prohibited; however, they could be refurbished, reused or disposed of as hazardous waste. To meet an increased demand of refurbishing or reusing batteries, new facilities or modifications to existing facilities are anticipated to accommodate battery recycling activities. Fleet turnover would be largely unaffected because the proposed sales requirement applies at time of new vehicle sales. (CARB ACT Regulation Final EA, pp. 19–20.)

The Final EA for the ACT Regulation further noted that “CARB does not have the ability to determine specific projects or locations, facility size and character, or site-specific environmental characteristics affected by any potential future facilities” (CARB ACT Regulation Final EA, pp. 19–20). Nonetheless:

This Final EA takes a conservative approach and considers some environmental impacts as potentially significant because of the inherent uncertainties in the relationship between physical actions that are reasonably foreseeable under the Proposed Project and environmentally sensitive resources or conditions that may be affected. This approach tends to overstate environmental impacts considering these uncertainties and is intended to satisfy the good-faith, full-disclosure intention of CEQA. If specific projects are proposed and subjected to project-level

¹ The CARB EA did not specifically discuss these potential improvement projects, but they would have similar impacts to the other development projects discussed in that EA, and thus the same impacts analysis would apply.

environmental review, it is expected that many of the impacts recognized as potentially significant in the Final EA that are not already mitigated or avoided with this proposed project, can later be avoided or reduced to a less-than-significant level. If a potentially significant environmental effect cannot be feasibly mitigated with certainty, this Final EA identifies the impact as significant and unavoidable. (CARB ACT Regulation Final EA, pp. 19–20).

With respect to mitigation for any potential impacts resulting from development of new facilities, CARB’s Final EA stated:

The Final Draft EA contains a degree of uncertainty regarding implementation of mitigation for potentially significant impacts. While CARB is responsible for adopting the Proposed Project, it does not have authority over all the potential infrastructure and development projects that could be carried out in response to the Proposed Project. Other agencies are responsible for the review and approval, including any required environmental analysis, of any facilities and infrastructure that are reasonably foreseeable, including any definition and adoption of feasible project-specific mitigation measures, and any monitoring of mitigation implementation. For example, local cities or counties must approve proposals to construct new facilities. Additionally, State and/or federal permits may be needed for specific environmental resource impacts, such as take of endangered species, filling of wetlands, and streambed alteration.

Because CARB cannot predict the location, design, or setting of specific projects that may result and does not have authority over implementation of specific infrastructure projects that may occur, the programmatic analysis in the Final Draft EA does not allow for identification of the precise details of project-specific mitigation. As a result, there is inherent uncertainty in the degree of mitigation that would ultimately need to be implemented to reduce any potentially significant impacts identified in the Final Draft EA. Consequently, this Final Draft EA takes the conservative approach in its post-mitigation significance conclusions (i.e., tending to overstate the risk that feasible mitigation may not be sufficient to mitigate an impact to less than significant) and discloses, for CEQA compliance purposes, that potentially significant environmental impacts may be unavoidable, where appropriate. It is also possible that the amount of mitigation necessary to reduce environmental impacts to below a significant level may be far less than disclosed in this Final Draft EA on a case-by-case basis. It is expected that many potentially significant impacts of facility and infrastructure projects would be avoidable or mitigable to a less-than-significant level as an outcome of their project-specific environmental review processes. (CARB ACT Regulation Final EA, pp. 20).

This EA incorporates by reference CARB’s analysis of the potential impacts of this potential development, including its discussion of potential mitigation measures, for each of the impact areas in Table 4.5-1. The proposed project would likely result in even fewer new facilities than CARB’s ACT Regulation, given the more limited geographic scope of the proposed project (only within South Coast AQMD’s jurisdiction), its more limited application (just to subject warehouses), and the alternative methods of compliance available to warehouses (e.g., installing filtration systems at nearby sensitive receptors). Nonetheless, this EA adopts CARB’s conservative approach and

concludes these potential impacts, while uncertain, are significant and unavoidable. Table 4.5-1 identified the potential indirect effects of the proposed project associated with the upstream and downstream manufacturing and resources extraction that may occur as a result of the project.²

Table 4.5-1
Indirect Impacts of the Proposed Project

Indirect Impact Area	Discussion	Significance Conclusion
Aesthetics	Increased use of NZE and ZE vehicles and technology could increase the demand for lithium mining, ³ new and modified manufacturing facilities, improvements to the electric grid, and expanded/modified recycling facilities. There is uncertainty as to the exact locations of new and modified facilities and infrastructure. Operation and construction of these facilities, though likely to occur in areas with appropriate zoning where other similar facilities may already exist, could introduce or increase the presence of non-natural appearing elements (e.g., buildings, parking lots, mining equipment) in areas with national-, State-, or county-designated scenic vistas and/or scenic resources visible from State scenic highways. The visual impact of such development would depend on several variables, including sensitivity of viewers, size of facilities, viewer distance, angle of view, visual absorption capacities, and the structure placement in the landscape. Introduction of new facilities in a highly sensitive and natural area, for example, could substantially degrade the area's visual quality. In addition, operation and construction may introduce substantial sources of nighttime lighting for safety and security purposes. In areas with minimal existing lighting, lighting may be a substantial new source of light or glare. While impacts could be reduced to a less-than-significant level by mitigation measures prescribed by local, State, federal, or other land use or permitting agencies (either in the U.S. or abroad) with approval authority over the development projects, South Coast AQMD does not have the authority to require implementation of mitigation related to new or modified facilities that would be approved by local jurisdictions. Therefore, impacts from the construction and operational phases of the proposed project are significant and unavoidable.	Construction: Significant and unavoidable Operations: Significant and unavoidable
Agriculture and Forestry Resources	There is uncertainty as to the exact locations of new and modified manufacturing and recycling facilities, improvements to the electrical grid, and lithium mining; therefore, their location in relation to agricultural land, including farmland, land zoned for agricultural use, and land under Williamson Act (Government Code Section 51200 et seq.) contract is unknown. Similarly, it is uncertain where new and modified facilities would be in relation to forest land and timberland. Construction and modification of these facilities, though likely to occur in areas with appropriate zoning that would not have	Construction: Significant and unavoidable Operations: Significant and unavoidable

² Indirect impacts from air quality, GHG emissions, energy, hazardous materials and solid and hazardous waste, and transportation are identified in Chapter 4.1 through 4.4, respectively.

³ Hard rock mining of lithium ore would not be expected to occur within the state or the U.S

**Table 4.5-1
Indirect Impacts of the Proposed Project**

Indirect Impact Area	Discussion	Significance Conclusion
	<p>agricultural or forestry uses, could result in conversion of agricultural land or forest land if they are sited in areas of Prime Farmland, Unique Farmland, or Farmland of Statewide Importance, Williamson Act conservation contracts, forest land or timberland. Some of the conversion would be permanent where facilities are constructed, while temporary conversion may be needed to facilitate temporary construction activities. Potential agricultural and forest resource impacts could be reduced to a less-than-significant level by mitigation measures prescribed by local, State, federal, or other land use or permitting agencies (either in the U.S. or abroad) with approval authority over the development projects. However, South Coast AQMD does not have the authority to require implementation of mitigation related to new or modified facilities that would be approved by local jurisdictions. Therefore, impacts from the construction and operational phases of the proposed project are significant and unavoidable.</p>	
Biological Resources	<p>Construction of new recycling and manufacturing facilities and improvements to the electrical grid could require disturbance of undeveloped area, such as clearing of vegetation, earth movement and grading, trenching for utility lines, erection of new buildings, and paving of parking lots, delivery areas, and roadways. These activities would have the potential to adversely affect biological resources (e.g., species, habitat) because there could be biological species that occur, or even thrive, in developed settings. Additionally, resources could also be adversely affected by the installation of hydrogen fuel dispensing units at existing gasoline service stations and modifications to existing hydrogen production plants within existing footprints, or at other sites in areas with consistent zoning.</p> <p>Operation of a new facility could deter wildlife from the surrounding habitat or could impede wildlife movement through the area. This impact would be substantial if there is not adequate habitat nearby. Vegetation management may be necessary to comply with fire codes and defensible space requirements, which may require tree trimming and other habitat modification that could, for example, result in species mortality or nest failure.</p> <p>Lithium may also be collected from lake brines and clays.⁴ Such activities could result in substantial disturbances to biological resources and could cause a reduction in sensitive habitat, interference with a wildlife corridor, loss of special-status species, or conflict with a habitat conservation plan or natural community conservation plan. Water contamination associated with lithium ore</p>	<p>Construction: Significant and unavoidable</p> <p>Operations: Significant and unavoidable</p>

⁴ Hard rock mining of lithium ore and its related effects to biological resources would not be expected to occur within the state or the U.S.

**Table 4.5-1
Indirect Impacts of the Proposed Project**

Indirect Impact Area	Discussion	Significance Conclusion
	<p>extraction could have acute and adverse effects to sensitive habitat and sensitive species.</p> <p>Impacts to biological resources could be reduced to a less-than-significant level by mitigation that can and should be implemented by local lead agencies but is beyond the authority of South Coast AQMD and not within its purview. Therefore, impacts from the construction and operational phases of the proposed project are significant and unavoidable.</p>	
Cultural Resources	<p>The cultural resources that could potentially be affected by ground disturbance activities associated with new manufacturing and recycling facilities and infrastructure associated with the transition to NZE and ZE vehicles could include, but are not limited to, prehistoric and historical archaeological sites; paleontological resources; historic buildings, structures, or archaeological sites associated with agriculture and mining; and heritage landscapes. Properties important to Native American communities and other ethnic groups, including tangible properties possessing intangible traditional cultural values, also may exist. Historic buildings and structures may also be adversely affected by demolition-related activities.</p> <p>Most operational activities would not have the potential to affect archaeological, paleontological, or historical resources. Operation of new facilities may, however, change the visual setting of the surrounding area, which could adversely affect historic resources and districts with a visual component.</p> <p>Potential construction-related and operational-related cultural resources impacts could be reduced to a less-than-significant level by mitigation that can and should be implemented by local lead agencies but is beyond the authority of South Coast AQMD and not within its purview. Therefore, impacts from the construction and operational phases of the proposed project are significant and unavoidable.</p>	<p>Construction: Significant and unavoidable</p> <p>Operations: Significant and unavoidable</p>
Geology and Soils	<p>Although it is reasonably foreseeable that construction activities could occur as a result of new or modified manufacturing and recycling facilities and improvements to the electrical grid, there is uncertainty as to the exact location of new facilities/infrastructure and, as a result, there is uncertainty as to geologic conditions at project sites. Furthermore, characteristics of any new facilities and what kinds of modifications to existing facilities would occur is unknown.</p> <p>Construction activities would have the potential to adversely affect soil and geologic resources in construction areas. New and modified facilities and infrastructure associated with compliance responses</p>	<p>Construction: Significant and unavoidable</p> <p>Operations: Significant and unavoidable</p>

**Table 4.5-1
Indirect Impacts of the Proposed Project**

Indirect Impact Area	Discussion	Significance Conclusion
	<p>under the proposed project could be located in a variety of geologic, soil, and slope conditions with varying amounts of vegetation that would be susceptible to soil compaction, soil erosion, and loss of topsoil during construction.</p> <p>Implementation of the proposed project would not be expected to result in effects to seismicity. The level of susceptibility to geologic effects, such as erosion and landslides, varies by location and geologic conditions. However, the specific design details, siting locations, and soil compaction and erosion hazards for manufacturing and recycling facilities are not known at this time and would be analyzed on a site-specific basis at the project level.</p> <p>Hard rock lithium ion extraction, which would be expected to occur outside of the state and U.S., would have adverse effects to erosion from potential loss of forests and soil disturbance. The impacts to geology and soil resources could be reduced to a less-than-significant level by mitigation that can and should be implemented by federal, State, and local lead agencies, but is beyond the authority of South Coast AQMD and not within its purview. Therefore, impacts from the construction and operational phases of the proposed project are significant and unavoidable.</p>	
Hydrology and Water Quality	<p>New and modified manufacturing and recycling facilities and improvements to the electrical grid could be in locations with a range of hydrologic conditions. Construction of buildings may exacerbate hydrologic hazards. Precise impacts cannot be determined because specific construction details, siting locations, and associated hydrology and water quality conditions are not known at this time. Construction projects would be required to comply with applicable erosion, water quality standards, and waste discharge requirements (e.g., National Pollution Discharge Elimination System [NPDES], Stormwater Pollution Prevention Plan [SWPPP]). The operation of new plants, stations, and modifications would be required to comply with applicable erosion, water quality standards, and waste discharge requirements (e.g., NPDES, SWPPP). With respect to depleting groundwater supplies, new facilities are not being anticipated to result in substantial demands due to the nature of associated activities.</p> <p>Lithium mining and extraction could result in over drafting of groundwater. Extraction of lithium has substantial effects on water quality. Mineral extraction and mining activities within the U.S. would be required to comply with the provisions of the Clean Water Act and the natural resource protection and land reclamation requirements of the appropriate State and federal land managers. For instance, the Bureau of Land Management (BLM) and U.S. Forest</p>	<p>Construction: Significant and unavoidable</p> <p>Operations: Significant and unavoidable</p>

**Table 4.5-1
Indirect Impacts of the Proposed Project**

Indirect Impact Area	Discussion	Significance Conclusion
	<p>Service (USFS) mining permit conditions contain protections for hydrologic resources and require mining reclamation standards. However, lithium is obtained from areas outside of the U.S., where State and U.S laws and regulation are not enforced. Thus, water quality impacts related to mining could occur because of implementation of the reasonably foreseeable compliance responses associated with the proposed project.</p> <p>This impact could be reduced to a less-than-significant level by mitigation that can and should be implemented by local lead agencies but is beyond the authority of South Coast AQMD and not within its purview. Therefore, impacts from the construction and operational phases of the proposed project are significant and unavoidable.</p>	
Land Use and Planning	<p>New and modified manufacturing and recycling facilities would likely occur within existing footprints or in areas with consistent zoning or would undergo the appropriate process for a variance or conditional use. Additionally, constructed facilities would not be linear and are unlikely to be constructed in an area that would require displacing existing dissimilar uses (e.g., housing). Thus, implementation of the proposed project would not be anticipated to divide an established community or conflict with a land use policy.</p>	<p>Construction: Less than significant</p> <p>Operations: Less Than Significant</p>
Mineral Resources	<p>While manufacturing and recycling facilities would likely be constructed within areas zoned for industrial uses, there is a possibility that buildings could be sited in locations identified as having viable mineral resources that are locally important or are of regional or state value. However, buildings would be limited in size and would not wholly preclude resource recovery from adjacent areas. As result, this impact would be less than significant.</p> <p>Long-term operational compliance responses associated with the proposed project include increased mining and processing of rare materials (e.g., lithium) used in fuel cells and ZE vehicle batteries. Depending on the magnitude of required materials, implementation of the proposed project could affect the availability of known minerals. The demand for additional mining to meet increased use of batteries could result in the development of new mines and mining of lithium. For the purposes of this document it would be too speculative to determine if, when, and where a new mine may be located. In the case that new mines are required, they would go through independent environmental review at the appropriate federal, state, or local level. It is assumed, for the purposes of this analysis, that any new mines located within the U.S. or the state would be in areas with appropriate zoning, and subject to Federal, State, and/or local requirements.</p>	<p>Construction: Less than significant</p> <p>Operations: Significant and unavoidable</p>

**Table 4.5-1
Indirect Impacts of the Proposed Project**

Indirect Impact Area	Discussion	Significance Conclusion
	<p>Batteries used in ZE vehicles are primarily lithium based. Thus, it is assumed that mineral resource requirements associated with implementation of recommended measures associated with the proposed project would be tied to lithium resources and other lithium-ion battery-related metals. The only domestic lithium mine in operation in the U.S. is a brine operation in Nevada; however, in recent years, 6.9 million tons of new lithium resources have been identified in the U.S. in the form of continental brines, geothermal brines, hectorite, oilfield brines, and pegmatites. Worldwide reserves total approximately 14 million metric tons. The magnitude of reserves is necessarily limited by many considerations, including cost of drilling, taxes, price of the mineral commodity being mined and the associated demand. In addition, deposits of mineral resources are also important to consider in assessing future supplies. Furthermore, owing to continuing exploration, identified lithium resources have increased substantially worldwide. Worldwide, identified lithium resources are currently estimated to be approximately 62 million tons.</p> <p>Increased use of fuel cell electric vehicles could increase the demand for platinum. With the phasing out of conventional internal combustion engines for trucks that will use platinum for catalysts, the potential demand on platinum-group metals (PGMs) should not be substantial. One U.S. domestic company produced about 18,000 kilograms of PGMs with an estimated value of about \$570 million from its two mines located in Montana. Worldwide palladium reserves are about 67 million metric tons.</p> <p>Implementation of the proposed project and associated compliance responses could result in an increased development where mining for lithium and platinum is feasible, which could conceivably affect the availability of these mineral resources if access to resources becomes impeded.</p> <p>This impact could be reduced to a less-than-significant level by mitigation that can and should be implemented by local lead agencies but is beyond the authority of South Coast AQMD and not within its purview. Therefore, long-term operational impacts of the proposed project are significant and unavoidable.</p>	
Noise	<p>Construction and modification of manufacturing and recycling facilities and improvements to the electrical grid would result in construction-related noise and vibration in excess of applicable standards or that result in a substantial increase in ambient levels at nearby sensitive receptors.</p> <p>Operational-related activities associated with lithium mining could produce substantial stationary sources of noise. New sources of noise</p>	<p>Construction: Significant and unavoidable</p> <p>Operations: Significant</p>

**Table 4.5-1
Indirect Impacts of the Proposed Project**

Indirect Impact Area	Discussion	Significance Conclusion
	associated with the implementation of the proposed project could include operation of manufacturing plants and recycling facilities. Depending on the proximity to existing noise-sensitive receptors, stationary source noise levels could exceed applicable noise standards and result in a substantial increase in ambient noise levels. This impact could be reduced to a less-than-significant level by mitigation that can and should be implemented by local lead agencies but is beyond the authority of South Coast AQMD and not within its purview. Therefore, impacts from the construction and operational phases of the proposed project are significant and unavoidable.	and unavoidable
Population and Housing	Construction and modification activities would be anticipated to require minimal if any crew relocation because manufacturing facilities are frequently constructed and the demand for crews would be temporary (e.g., 6 to 12 months per project). Furthermore, it would not be anticipated that a substantial amount of new personnel would be needed to operate the facilities and that enough employment base would likely be available from the local population. If manufacturers build new truck assembly plants in California, it is reasonable to anticipate that (potential) workers would be local and are not likely to migrate from other places. Therefore, impacts from the construction and operational phases of the proposed project are less than significant.	Construction: Less than significant Operations: Less than significant
Public Services	As discussed for Population and Housing, minimal or no relocation of employees would occur during construction or operation. Increased operation of manufacturing facilities may increase the need for emergency services in the case of accidents. Compliance with Occupational Safety and Health Administration safety regulations and local fire departments would minimize the risk of accidents. Therefore, impacts from the construction and operational phases of the proposed project are less than significant.	Construction: Less than significant Operations: Less than significant
Recreation	As discussed for the topic of population and housing, minimal or no relocation of employees would occur during construction or operation of new facilities built in response to the proposed project. Therefore, only minimal increases in the use of parks and other recreational facilities may occur, and impacts from the construction and operational phases of the proposed project are less than significant.	Construction: Less than significant Operations: Less than significant
Utilities and Service Systems ^a	Utilities and Service Systems impacts are inherently long term and related to the operational facilities; thus, there would be no short-term construction-related impacts associated with the proposed project. New manufacturing plants and recycling facilities could generate substantial increases in the demand for water supply, wastewater treatment, storm water drainage, energy, and solid waste services in their local areas. Additionally, depending on the location, new	Construction: No impact Operations: Significant and unavoidable

**Table 4.5-1
Indirect Impacts of the Proposed Project**

Indirect Impact Area	Discussion	Significance Conclusion
	<p>facilities may require new utility service lines and connections. At this time, the specific location, type, and number of new manufacturing and recycling facilities developed is not known and would be dependent upon a variety of market factors including economic costs, product demands, and environmental constraints. Therefore, the ultimate magnitude and location of demand for utilities such as water and wastewater cannot be known. Thus, the specific impacts from new manufacturing plants and recycling facilities on utility and service systems cannot be identified with any certainty, and individual plants could potentially result in significant environmental impacts related to procurement and delivery of utilities and public services.</p> <p>Any new or modified facilities, no matter their size and location, would be required to seek local or State land use approvals prior to their development. In addition, part of the land use entitlement process for facilities proposed in California requires that each of these projects undergo environmental review consistent with the requirements of CEQA and the CEQA Guidelines. It is assumed that facilities proposed in other states would be subject to comparable federal, State, and/or local environmental review requirements (e.g., CEQA) and that the environmental review process would assess whether adequate utilities and services (i.e., wastewater services, water supply services, solid waste facilities) would be available and whether the project would result in the need to expand or construct new facilities to serve the project. Through the environmental review process, utility and service demands would be calculated, and agencies would provide input on available service capacity and the potential need for service-related infrastructure, including expansions to wastewater treatment plants, new water supply entitlements and infrastructure, stormwater infrastructure, and solid waste handling capacity (e.g., landfills). Resulting environmental impacts would also be determined through this process.</p> <p>Potential long-term operational-related utilities and service systems impacts could be reduced to a less-than-significant level by mitigation that can and should be implemented by local lead agencies but is beyond the authority of South Coast AQMD and not within its purview. Therefore, operational impacts of the proposed project are significant and unavoidable.</p>	
<p>Notes:</p> <p>^a Indirect impacts to energy are evaluated in Chapter 4.2 of this Draft EA</p> <p>Source: California Air Resources Board. 2020, June 23. Final Environmental Analysis for the Proposed Advanced Clean Trucks Rule Regulation. https://ww3.arb.ca.gov/regact/2019/act2019/finalea.pdf</p>		

PROJECT IMPACTS – CONCLUSION: Based on the preceding analysis, indirect impacts to Mineral Resources, Population and Housing, Land Use and Planning, Public Services, and Recreation due to the construction of new manufacturing and recycling facilities and improvements to the electrical grid are found to be less than significant. There would be no construction-related indirect impacts to Utilities and Service Systems. Indirect impacts to Population and Housing, Land Use and Planning, Public Services, and Recreation due to the operational phase are less than significant. However, potential impacts to Aesthetics, Agriculture and Forestry Resources, Biological Resources, Cultural Resources, Geology and Soils, Hydrology and Water Quality, and Noise resulting from the construction and operational phases of new manufacturing facilities, recycling facilities, and infrastructure improvements would be potentially significant. Indirect impacts to Mineral Resources and Utilities and Service Systems during the operational phase will also be potentially significant.

PROJECT MITIGATION MEASURES: South Coast AQMD does not have land use authority over indirect impacts associated with upstream and downstream effects of the proposed project. However, future discretionary review may be required for these types of improvements. While South Coast AQMD is a commenting agency for CEQA projects within the South Coast AQMD region, it is up to the lead agencies for these particular construction projects to impose additional mitigation requirements under CEQA. As a result, while there are potential measures that could reduce and/or eliminate these impacts, these mitigation measures are not included in this EA because it is outside of South Coast AQMD's jurisdiction to impose.

REMAINING IMPACTS: Potential indirect impacts to Aesthetics, Agriculture and Forestry Resources, Biological Resources, Cultural Resources, Geology and Soils, Hydrology and Water Quality, and Noise resulting from the construction and operational phases of new manufacturing facilities, recycling facilities, and infrastructure improvement to support the transition to NZE and ZE vehicles would be significant and unavoidable. Impacts to Mineral Resources and Utilities and Service Systems during the operational phase will phase-also be significant and unavoidable.

CUMULATIVE IMPACTS: The proposed project could indirectly result in the construction of new manufacturing facilities, recycling facilities, and infrastructure improvements to support the transition to NZE and ZE vehicles. As CARB concluded in its Final EA, the proposed project could result in a cumulatively considerable contribution to a significant cumulative impact on Aesthetics, Agriculture and Forestry Resources, Biological Resources, Cultural Resources, Geology and Soils, Hydrology and Water Quality, Mineral Resources, Noise, and Utilities and Service Systems. The proposed project would not result in significant cumulative impacts related to Land Use and Planning, Population and Housing, Public Services, and Recreation.

CHAPTER 5 ALTERNATIVES

5.1 INTRODUCTION

This section provides a discussion of alternatives to the proposed project as required by CEQA (CEQA Guidelines Section 15126.6). Alternatives include measures that would feasibly attain most of the basic objectives of the proposed project and provide a means for evaluating the comparative merits of each alternative. The discussion of alternatives shall focus on alternatives to the project including alternative locations that are capable of avoiding or substantially lessening any significant effects of the project, even if these alternatives would impede to some degree the attainment of the project objectives, or would be more costly (CEQA Guidelines Section 15126.6(b)). A ‘no project’ alternative must also be evaluated (CEQA Guidelines Section 15126.6(e)). The range of reasonable alternatives must be sufficient to permit a reasoned choice but need not include every conceivable project alternative. CEQA Guidelines Section 15126.6(c) specifically notes that the range of reasonable alternatives required in a CEQA document is governed by a ‘rule of reason’ and only necessitates that the CEQA document set forth those alternatives necessary to permit a reasoned choice. The key issue is whether the selection and discussion of alternatives foster informed decision making and meaningful public participation. A CEQA document need not consider an alternative whose effect cannot be reasonably ascertained and whose implementation is remote and speculative. South Coast AQMD Rule 110 (the rule which implements the South Coast AQMD’s certified regulatory program) does not impose any greater requirements for a discussion of project alternatives in an EA than is required for an environmental impact report (EIR) under CEQA.

5.2 METHODOLOGY FOR DEVELOPING PROJECT ALTERNATIVES

The alternatives typically included in CEQA documents for proposed South Coast AQMD rules, regulations, or plans are developed by breaking down the project into distinct components (e.g., emission limits, compliance dates, applicability, exemptions, pollutant control strategies, etc.) and varying the specifics of one or more of the components.

Of the requirements in the proposed project, only the components that pertain to PR 2305 – Warehouse Indirect Source Rule could involve physical or operational modifications to warehouses that are subject to the Warehouse Actions and Investments to Reduce Emissions (WAIRE) Program, and these physical or operational modifications could potentially have an effect on the physical environment. The WAIRE Program is being developed so warehouse operators subject to the proposed project can implement changes to reduce emissions from mobile sources associated with their operations. Alternatives to the proposed project were developed by modifying components of the WAIRE Program. The rationale for selecting and modifying specific components of the WAIRE Program to generate a reasonable range of feasible alternatives for the alternatives analysis is based on CEQA’s requirement to present “realistic” alternatives; that is, alternatives that can actually be implemented. These alternatives are also designed to meet most ~~and~~ or all of the basic objectives of the proposed project as well as to reduce the proposed project’s potentially significant adverse environmental impacts. The alternatives were developed by varying the proposed rule applicability in terms of warehouse size in square feet, the proposed rule stringency, the proposed initial compliance period, and the availability of actions on the WAIRE

Menu that warehouse operators can select and implement to meet the WAIRE Points Compliance Obligation (WPCO).

5.3 DESCRIPTION OF ALTERNATIVES

The evaluation of the components that compose the WAIRE Program is based on construction and operational activities from the modeled WAIRE Points scenarios if all warehouse operators selected one scenario as the single, sole compliance option to meet their WPCO. In the context of the proposed project, which is a rule, “construction” impacts are those ~~impacts~~ that would result if warehouse operators selected a compliance option requiring new construction, while “operational” impacts are those ~~impacts~~ that would be ongoing (e.g., impacts resulting from warehouse relocations, cargo growth diversion, increased demand for electricity and need for charging infrastructure, increased disposal of batteries and hydrogen fuel cells, or operation of new Minimum Efficiency Reporting Value (MERV) 16 or greater filters and filtration systems installed to comply with the rule).

The environmental impacts analysis in Chapter 4 of the EA analyzes the proposed project’s direct adverse environmental impacts. The analysis indicates that the proposed project could result in the following potentially significant adverse impacts: air quality impacts during construction from the installation of electric vehicle (EV) chargers (Scenario 6) and hydrogen fueling stations (Scenario 12) and during overlapping construction and operational activities; greenhouse gas (GHG) emissions impacts during operations from the use of MERV 16 or greater filters and filtration systems (Scenario 15) and cargo growth diversion; energy impacts during operations due to increased demand for electricity and increased need for EV charging infrastructure; hazardous materials and solid and hazardous waste impacts for construction waste that could be characterized as hazardous waste and during operations with regards to impact on recycling capacity at the existing recycling infrastructure from the increased disposal of batteries and hydrogen fuel cells and impact from routine transport, use, or disposal of liquefied natural gas (LNG) fuel; and transportation impacts during operations with regards to truck vehicle miles travel (VMT) from relocation of up to three warehouses, which are assumed for the environmental impact analysis purposes even though no such relocations are expected to occur based on the currently proposed rule stringency. It is important to note that this EA assumes some cargo growth shipping diversion. Because of the uncertainty of the market result, and because it is not possible to quantify, the impacts from cargo growth diversion are discussed qualitatively.

The proposed project’s direct environmental impacts analysis in Chapter 4 of the EA also indicates that implementation of the WAIRE Program based on the modeled WAIRE Points scenarios if all warehouse operators selected one scenario as the single, sole compliance option to meet their WPCO, will result in the following less than significant adverse impacts: air quality impacts during operations; GHG construction emissions impacts that could directly result from the installation of EV charger (Scenario 6) and hydrogen fueling station (Scenario 12) after subtracting a 30-year amortization; energy impacts during construction; and transportation impacts from construction activities as well as during operations with regards to automobile VMT from employee commute trips associated with up to three warehouse relocations that are assumed for the environmental impact analysis in this EA.

The environmental impact analysis in Chapter 4 of the EA also analyzes the proposed project’s indirect adverse environmental impacts, including impacts to air quality and GHG emissions,

energy, hazardous materials and solid and hazardous waste, and transportation associated with construction of new manufacturing facilities, recycling facilities, and grid improvements that could result if warehouse operators choose to comply with the WAIRE Program by purchasing or using zero-emissions (ZE) trucks. These indirect impacts of the proposed project were comprehensively analyzed by the California Air Resources Board (CARB) in its Final Environmental Analysis for the Advanced Clean Trucks Regulation (State Clearinghouse No.: 2018052041),¹ which found that the development of new facilities, including manufacturing, recycling, and grid infrastructure facilities, which is an indirect impact of the proposed project, could also have potentially significant impacts in the areas of Aesthetics, Agriculture and Forestry Resources, Biological Resources, Cultural Resources, Geology and Soils, Hydrology and Water Quality, Mineral Resources (with regards to long-term, operational-related impacts from increased demand for new mines and mining activities to meet increased use of lithium-based batteries for ZE vehicles), Noise, and Utilities and Service Systems (during operations).

Five alternatives to the proposed project have been developed and summarized in Table 5-1, as follows: Alternative A – No Project, Alternative B – Decreased Emission Reductions, Alternative C – Increased Emission Reductions, Alternative D – All Natural Gas Options Only, Alternative E – All Electric Options Only. The primary components of the alternatives that have been modified are the WAIRE Program applicability in terms of warehouse size in square feet, the proposed rule stringency, the proposed initial compliance period, and the actions that are available on the WAIRE menu, which could make the WAIRE Program more prescriptive by including a limited number of actions that warehouse operators can select and implement. Unless otherwise specifically noted, all other components of the project alternatives are identical to the components of the proposed project.

The South Coast AQMD's Governing Board may choose to adopt any portion or all of any alternative presented in the Final EA with appropriate findings as required by CEQA. The Governing Board is able to adopt any portion or all of any of the alternatives presented because the impacts of each alternative will be fully disclosed to the public, and the public will have the opportunity to comment on the alternatives and impacts generated by each alternative. Written suggestions on potential project alternatives received during the public review and comment period for the Draft EA as provided in Appendix E – Letters Received on the Draft EA and Responses to Comments will be considered when preparing the Final EA and will be included as an appendix (Appendix E) of the Final EA.

The following subsections provide a brief summary of the proposed project along with a description of the alternatives.

5.3.1 Proposed Project

The proposed project (also referred to as the WAIRE Program) consists of PR 2305 and the associated mitigation program, and PR 316. It facilitates NOx and PM, including DPM, emissions reductions from the vehicles and other sources of emissions associated with existing and new warehouses located in the South Coast AQMD's jurisdiction in order to assist in meeting state and federal air quality standards for ozone and PM2.5.

¹ California Air Resources Board. 2019. The Advanced Clean Trucks Regulations Final Environmental Analysis. Accessed at: <https://ww3.arb.ca.gov/regact/2019/act2019/finalea.pdf>.

The project objectives of the WAIRE Program are to: 1) reduce NO_x emissions and PM, including DPM, and reduce associated public health impacts from warehouse activities; 2) facilitate local and regional emission reductions associated with warehouses and the mobile sources attracted to warehouses in order to assist in meeting state and federal air quality standards for ozone and PM_{2.5}; 3) implement actions to reduce air pollution that disproportionately affects environmental justice communities in accordance with AB 617; and 4) reduce exposure from emissions associated with warehouse activities for communities located in the vicinity of a warehouse. PR 316 is a fee rule for Rule 2305 and serves as a mechanism for the collection of administrative fees to be paid by a warehouse operator subject to PR 2305 to recover administrative costs. As a result, PR 316 does not itself have the potential to physically impact the environment.

The proposed project implements Control Measure MOB-03 – Emission Reductions at Warehouse Distribution Centers, which is one of four Facility-Based Mobile Source Measures identified in the 2016 Air Quality Management Plan (AQMP) for the warehouse and distribution sector. The WAIRE Program applies to owners and operators of warehouses located in the South Coast AQMD's jurisdiction with greater than or equal to 100,000 square feet of indoor floor space in a single building that may be used for warehousing activities by one or more warehouse operators.

The initial compliance period encompasses three years from ~~January 1, 2022~~~~July 1, 2021~~, to ~~December 31~~~~June 30~~, 2024, in three phases. The phasing is based on warehouse size in square feet. Larger warehouses, ~~which are~~ equal to or greater than 250,000 square feet, will be subject to the first compliance period from ~~January 1, 2022~~~~July 1, 2021~~, to ~~December 31~~~~June 30~~, 2022. Warehouses ~~which are~~ equal to or greater than 150,000 square feet will be subject to the second compliance period from ~~January 1, 2023~~~~July 1, 2022~~, to ~~December 31~~~~June 30~~, 2023. Warehouses ~~which are~~ equal to or greater than 100,000 square feet will be subject to the third compliance period from ~~January 1, 2024~~~~July 1, 2023~~, to ~~December 31~~~~June 30~~, 2024. The proposed project has a sunset date. It will sunset upon final action by the U.S. EPA finding that all air basins within the South Coast AQMD have attained the 2015 NAAQS for ozone (e.g., 70 parts per billion) and when CARB has determined that South Coast AQMD has met the state ozone standard (also 70 parts per billion).

Warehouse operators that are subject to the WAIRE Program must earn a certain number of WAIRE Points each compliance year. The required number of points depends on the number of weighted annual truck trips (WATTs), a stringency factor, and an annual variable, and is calculated by multiplying them together. WATTs include the number of all actual truck trips from Class 2b to Class 8 vehicles that occurred at a warehouse (e.g., the number of trips to and from the warehouse) while the warehouse operator was responsible for operations during the previous 12-month compliance period. If a warehouse is occupied by more than one warehouse operator, the WATTs are only the truck trips attributed to that operator. Warehouse operators would be required to count and report all of their trucks entering the warehouse's truck entrance to determine the WATTs in every compliance year.

A stringency factor is based on the following considerations: the air quality and public health need for emissions reductions from the WAIRE Program (e.g., worst air quality in the nation, exceedance of federal air quality standards, high pollution burdens for communities near warehouses) and impacts to industry (e.g., increased costs of warehouse operations, potential imposition of competitive disadvantages relative to other regions, and potential ancillary effects such as impacts to the electric grid from switching fuels to ZE trucks). The proposed project was analyzed for different stringency factors in a range from 0.0001 WAIRE Points per WATT to

0.0050 WAIRE Points per WATT. The currently proposed stringency factor for the proposed project is set at 0.0025 WAIRE Points per WATT.

The annual variable provides a phase-in of the proposed project's stringency and increases each compliance year, beginning at an annual variable of 0.33 in a warehouse's initial compliance year. Full stringency would be achieved in a warehouse's third compliance year with an annual variable of 1.0. However, the annual variable is established relative to the proposed project's adoption and will not "reset" for new warehouses. For example, this means that a new warehouse built in year 2026 submitting its first Annual WAIRE Plan after July 1, 2027, would be subject to an annual variable of 1.0, or full stringency. The steady increase in the annual variable associated with the proposed project's phase-in schedule allows for a gradual increase in WPCO in the initial years following the adoption of the proposed project.

WAIRE Points can be earned by completing actions and investments from the following menu of implementation measures: 1) acquiring and/or using near-zero emissions (NZE) and ZE trucks; 2) acquiring and/or using ZE yard trucks; 3) installing and/or using ZE charging/fueling infrastructure (e.g., electric charger, hydrogen fuel station) for cars, trucks, and/or transport refrigerated units (TRUs); 4) installing and/or using onsite energy systems (e.g., solar panels); and 5) implementing community benefits (e.g., MERV 16 or greater filters or filter systems). Warehouse operators may also earn WAIRE Points through a Custom WAIRE Plan specific to their operation that satisfy prescribed performance metrics. In lieu of earning WAIRE Points through WAIRE Menu options or a Custom WAIRE Plan, or to supplement earned WAIRE Points to meet the WPCO, within each compliance year, a warehouse operator may choose to pay a mitigation fee to the South Coast AQMD that would be used in a mitigation program implemented by the South Coast AQMD to achieve the emissions reductions. It is estimated that 2,902 warehouses are likely required to earn WAIRE Points at the time of rule adoption. It is not possible to predict how individual warehouses subject to the WAIRE Program will comply, i.e., which specific compliance strategy (in the form of WAIRE Menu actions, a Custom WAIRE Plan, and/or the payment of a mitigation fee) they will undertake. Individual warehouse operators' compliance choices will likely depend on warehouse-specific factors, for example, the physical configuration of a warehouse, whether the operator owns a truck fleet, what their business needs are, etc.

As stated above, the proposed project has a phase-in compliance schedule, and the annual variable, which is used to gradually increase the WPCO, is tied to the phases.

5.3.2 Alternative A: No Project

Alternative A is the no project alternative. The no project alternative is required by CEQA Guidelines Section 15126.6(e)(2). The no project alternative consists of what would occur if the proposed project was not approved. The no project alternative allows decision makers to compare the impacts of approving the proposed project with the impacts of not approving the proposed project. The no project alternative evaluates "what would be reasonably expected to occur in the foreseeable future if the project were not approved, based on current plans and consistent with available infrastructure and community services" (CEQA Guidelines Section 15126(e)(2)).

For purposes of this document, the no project alternative assumes that the WAIRE Program would not be implemented. This means that the existing and new warehouses located in the South Coast AQMD's jurisdiction with an indoor warehouse floor space equal to or greater than 100,000 square feet within a single building that may be used for warehousing activities by one or more warehouse

operators, or use more than 50,000 square feet for warehousing activities in a building with multiple tenants, would not be required to meet their WPCO. The WPCO compliance strategies in the form of WAIRE Menu actions, a Custom WAIRE Plan, and/or the payment of the optional mitigation fee would not be implemented.

5.3.3 Alternative B: Decreased Emission Reductions

Alternative B consists of a version of the proposed project that would result in fewer emission reductions of NO_x and PM_{2.5}. Although it is possible for this to be achieved in a number of ways, for the purpose of this analysis, three ways have been identified and are discussed as follows. First, the applicability of the WAIRE Program is narrowed to reduce the number of affected warehouses. Specifically, the warehouse size requirement is increased from “greater than or equal to 100,000 square feet” to “greater than or equal to 200,000 square feet,” such that the number of affected warehouses under Alternative B would decrease. Second, the beginning of the initial compliance and reporting dates are delayed by one year, such that the regulated warehouses would have a longer time period to plan for and phase in any actions that they would need to undertake to meet their WPCO. Third, the rule stringency is relaxed, such that the rule stringency factor for the proposed project is below 0.0025 WAIRE Points per WATT and could be as low as 0.0001 WAIRE Points per WATT. The WPCO compliance strategies such as the WAIRE Menu (all of the actions), a Custom WAIRE Plan, and/or the payment of optional mitigation fee at a cost of \$1,000 per WAIRE Point to South Coast AQMD would not change. For the purpose of comparing alternatives to the proposed project as discussed in Section 5.4, Alternative B is considered to encompass all three elements (i.e., an increase in the size requirement, a delay in the initial compliance date, and a decrease in the rule stringency factor) to provide “book-ends” of the range of potential environmental impacts associated with Alternative B and a framework for understanding the greatest potential impacts when compared to the proposed project.

5.3.4 Alternative C: Increased Emission Reductions

Alternative C consists of a version of the proposed project that would result in greater emission reductions of NO_x and PM_{2.5}. Although it is possible for this to be achieved in a number of ways, for the purpose of this analysis, two ways have been identified and are discussed as follows. First, the applicability of WAIRE Program is broadened to increase the number of affected warehouses. Specifically, the warehouse size requirement of “greater than or equal to 100,000 square feet” is removed, and all warehouses, regardless of their size, will be subject to the WAIRE Program. Second, the rule stringency is increased, such that the rule stringency factor for the proposed project is above 0.0025 WAIRE Points per WATT and could be as high as 0.0050 WAIRE Points per WATT. The three-year initial compliance period and WPCO compliance strategies such as the WAIRE Menu (all of the actions), a Custom WAIRE Plan, and/or the payment of optional mitigation fee at a cost of \$1,000 per WAIRE Point to South Coast AQMD would not change. For the purpose of comparing alternatives to the proposed project as discussed in Section 5.4, Alternative C is considered to encompass both of elements (i.e., a decrease in the size requirement and an increase in the rule stringency factor) to provide “book-ends” of the range of potential environmental impacts associated with Alternative C and a framework for understanding the greatest potential impacts when compared to the proposed project.

5.3.5 Alternative D: All Natural Gas Options Only

Alternative D is based on the currently proposed applicability and rule stringency factor for the proposed project of 0.0025 WAIRE Points per WATT. However, this alternative limits the number of actions on the WAIRE Menu that warehouse operators could select and implement to earn WAIRE Points. Specifically, the only actions allowed to earn WAIRE Points under Alternative D are related to the use of all natural gas equipment such as the acquisition and/or use of natural gas trucks such as renewable natural gas (RNG) and/or LNG and equipment, and installation and/or use of natural gas infrastructure. Alternative D limits the range of compliance actions on the WAIRE Menu as constraints. Other WPCO compliance strategies such as a Custom WAIRE Plan and/or the payment of optional mitigation fee at a cost of \$1,000 per WAIRE Point to South Coast AQMD would still be available to use by warehouse operators to comply with the proposed project. However, the number and types of actions on the Custom WAIRE Plans under Alternative D that warehouse operators could select and implement to earn WAIRE Points would also be limited to the use of all natural gas equipment, and/or installation and/or use of natural gas infrastructure and would not include non-natural gas options. Therefore, the number and types of actions on the WAIRE Menu and Custom WAIRE Plans under Alternative D would ~~not~~ change with respect to the proposed project.

5.3.6 Alternative E: All Electric Options Only

Alternative E is also based on the currently proposed applicability and rule stringency factor for the proposed project at 0.0025 WAIRE Points per WATT. However, this alternative limits the number of actions on the WAIRE Menu that warehouse operators could select and implement to earn WAIRE Points. Specifically, the only actions allowed to earn WAIRE Points under Alternative E are related to the use of all-electric equipment such as the acquisition and/or use of all-electric trucks and installation and/or use of ZE fueling or charging infrastructure. Alternative E limits the range of compliance actions on the WAIRE Menu as constraints. Other WPCO compliance strategies such as a Custom WAIRE Plan and/or the payment of optional mitigation fee at a cost of \$1,000 per WAIRE Point to South Coast AQMD would still be available to use by warehouse operators to comply with the proposed project. However, the number and types of actions on the Custom WAIRE Plans under Alternative E that warehouse operators could select and implement to earn WAIRE Points would also be limited to the use of all electric equipment and would not include non-electric options. Therefore, the number and types of actions on the WAIRE Menu and Custom WAIRE Plans under Alternative E would ~~not~~ change with respect to the proposed project.

Table 5-1 provides a summary of the elements of each of the alternatives and compares them to the proposed project.

**Table 5-1
Summary of the Proposed Project and Alternatives**

ELEMENT	PROPOSED PROJECT	ALT A No Project	ALT B Decreased Emission Reductions	ALT C Increased Emission Reductions	ALT D All Natural Gas Options Only	ALT E All Electric Options Only
Applicability	All warehouses with greater than or equal to 100,000 square feet of indoor floor space in a single building that may be used for warehousing activities by one or more warehouse operators, or more than 50,000 square feet for warehousing activities in a building with multiple tenants.	None.	Increased warehouse size requirement from “greater than or equal to 100,000 square feet” to “greater than or equal to 200,000 square feet.”	Remove warehouse size requirement; all existing and future new warehouses would be subject to rule.	Same as the proposed project.	Same as the proposed project.
Initial Compliance Period	Initial compliance period encompasses three years from January 1, 2022 July 1, 2024 , to December 31, June 30, 2024 , and is broken up into three phases based on warehouse size.	None.	Delaying the start of the initial compliance and reporting dates by one year later .	Same as the proposed project.	Same as the proposed project.	Same as the proposed project.
Rule Stringency Factor	0.0025 WAIRE Points per WATT.	None.	Decreased rule stringency factor.	Increased rule stringency factor.	Same as the proposed project.	Same as the proposed project.
Actions on the WAIRE Menu	Allows for the following: acquiring and/or using NZE and ZE trucks; acquiring and/or using ZE yard trucks; installing and/or using ZE charging/fueling infrastructure for cars, trucks, and/or TRUs; installing and/or using onsite solar panels; and installing high efficiency air filter systems in the community.	None.	Same as the proposed project.	Same as the proposed project.	Only allows for the acquisition and/or use of all natural gas trucks (e.g., RNG and/or LNG) <u>and equipment</u> , and installation and/or use of natural gas infrastructure.	Only allows for the acquisition and/or use of all electric trucks and installation and/or use of ZE fueling or charging infrastructure.
Custom WAIRE Plan	WAIRE Points may be earned through a Custom WAIRE Plan for the warehouse that meets specified requirements. Custom WAIRE Plans are only potentially approvable if they include actions that are not already included in the WAIRE Menu.	None.	Same as the proposed project.	Same as the proposed project.	WAIRE Points may be earned through a Custom WAIRE Plan. Only allows for the acquisition and/or use of all natural gas trucks (e.g., RNG and/or LNG) <u>and equipment</u> , and installation and/or use of natural gas infrastructure.	WAIRE Points may be earned through a Custom WAIRE Plan. Only allows for the acquisition and/or use of all electric trucks and installation and/or use of ZE fueling or charging infrastructure.
Optional Mitigation Fee	Payment of \$1,000 per WAIRE Point to South Coast AQMD that will be used to achieve emissions reductions in lieu of or to supplement WAIRE Points earned.	None.	Same as the proposed project.	Same as the proposed project.	Same as the proposed project.	Same as the proposed project.

NOTE: ALT stands for “Alternative.”

5.4 COMPARISON OF ALTERNATIVES

5.4.1 Meeting Project Objectives

As stated in Chapter 2 of this EA, the project objectives of the proposed project are to: 1) reduce NOx and PM, including DPM, emissions and reduce associated public health impacts from warehouse activities; 2) facilitate local and regional emission reductions associated with warehouses and the mobile sources attracted to warehouses in order to assist in meeting federal and state air quality standards for ozone and PM2.5; 3) implement actions to reduce air pollution that disproportionately affects environmental justice communities in accordance with AB 617; and 4) reduce exposure from emissions associated with warehouse activities for communities located in the vicinity of a warehouse.

The extent to which each of the alternatives achieves the basic objectives of the proposed project as described in Chapter 2 of this EA has been evaluated below and summarized in Table 5-2. The proposed project would meet all of the project objectives. Although Alternative A, the no project alternative, is not capable of meeting any of the project objectives, it has been analyzed as required by CEQA. Alternatives B, C, D, and E are capable of meeting most of the project objectives.

- Alternative B is expected to result in fewer regional and local NOx and PM, including DPM, emission reductions than the proposed project. It would take a longer period to achieve the emission reductions that are needed to meet attainment of federal and state air quality standards for ozone and PM2.5 than the proposed project. Alternative B would also provide less public health protection against exposure to emissions from mobile sources in the communities in the vicinity of warehouses, such as AB 617 communities, than the proposed project.
- Alternative C is expected to result in greater regional and local NOx and PM, including DPM, emission reductions than the proposed project, which would help accelerate attainment of federal and state air quality standards for ozone and PM2.5. Alternative C would also provide greater public health protection against exposure to emissions from mobile sources in the communities in the vicinity of warehouses, such as AB 617 communities, than the proposed project.
- Alternative D is more prescriptive than the proposed project by limiting the emission reduction choices for warehouse operators to all natural gas NZE technology (e.g., trucks and equipment) and infrastructure. However, since Alternative D does not include the acquisition and/or use of ZE trucks and yard trucks as allowable actions, it would likely result in fewer regional and local NOx and PM emission reductions than the proposed project. Additionally, Alternative D would not provide reductions against exposure to emissions from mobile sources in the communities in the vicinity of warehouses, such as AB 617 communities, because it does not include MERV 16 or greater filters and filtration systems on the WAIRE Menu or Custom WAIRE Plan.
- Alternative E is more prescriptive and stringent than the proposed project by limiting the emission reduction choices for warehouse operators to all electric ZE technology and infrastructure. This alternative is expected to result in greater regional and local NOx and PM2.5 emission reductions than the proposed project, which would help accelerate attainment of federal and state air quality standards for ozone and PM2.5. However, due to the current market availability of electric trucks and yard trucks within the initial compliance period,

compliance with this alternative might be challenging for warehouse operators. Additionally, Alternative E would not provide reductions against exposure to emissions from mobile sources in the communities in the vicinity of warehouses, such as AB 617 communities, on the WAIRE Menu or Custom WAIRE Plan.

Table 5-2
Comparison of the Proposed Project and Alternatives in Meeting Project Objectives

PROJECT OBJECTIVE	PROPOSED PROJECT	ALT A No Project	ALT B Decreased Emission Reductions	ALT C Increased Emission Reductions	ALT D All Natural Gas Options Only	ALT E All Electric Options Only
Reduce NOx and PM, including DPM, emissions and reduce associated public health impacts from warehouse activities.	Yes	No	Yes (lesser extent)	Yes (greater extent)	Yes (lesser extent)	Yes (greater extent)
Facilitate local and regional emission reductions associated with warehouses and the mobile sources attracted to warehouses in order to assist in meeting federal and state air quality standards for ozone and PM2.5.	Yes	No	Yes (lesser extent)	Yes (greater extent)	Yes (lesser extent)	Yes (greater extent)
Implement actions to reduce air pollution that disproportionately affects environmental justice communities in accordance with AB 617.	Yes	No	Yes (lesser extent)	Yes (greater extent)	Yes (lesser extent)	Yes (greater extent)
Reduce exposure from emissions associated with warehouse activities for communities located in the vicinity of a warehouse.	Yes	No	Yes (equal)	Yes (equal)	No	No

5.4.2 Environmental Impacts of Alternatives

Pursuant to the requirements in CEQA Guidelines Section 15126.6(b), to avoid or substantially lessen one or more of the significant effects that a project may have on the environment, the environmental impacts that are analyzed and considered to be significant for the proposed project in Chapter 4 of this EA are evaluated for the project alternatives and compared with the proposed project. Additionally, as shown in Table 5-2, Alternative C and Alternative D are expected to achieve most of the project objectives to a greater extent than the proposed project. This could lead to warehouse operators undertaking more activities ~~undertake~~ to comply with the proposed project. Therefore, in addition to considering the significant effects, it is important to consider and evaluate if Alternative C and Alternative D would result in new significant effects that the proposed project does not have. This section identifies the proposed project's environmental impact areas that are found to be no impact or less than significant and analyzes them for Alternative C and Alternative D as compared with the proposed project.

As stated above, Chapter 4 of this EA indicates that the proposed project's direct adverse environmental impacts would be potentially significant on 1) air quality during construction and overlapping construction and operations from the installation of EV chargers and hydrogen fueling stations, 2) GHG emissions during operations from the use of MERV 16 or greater filters and filtration systems and cargo growth diversion, 3) energy during operations from increased demand for electricity and increased need for EV charging infrastructure, 4) hazardous materials and solid and hazardous waste from removal of soil and construction debris that could be characterized as hazardous waste, and during operations with regards to impacts on recycling capacity from the increased disposal of batteries and hydrogen fuel cells and routine transport, use, or disposal of LNG fuel, and 5) transportation during operations (only with regards to truck VMT from potential warehouse relocation). Chapter 4 of this EA also indicates that the proposed project's indirect adverse environmental impacts, associated with development of new manufacturing facilities, recycling facilities, and grid improvements, would also be significant to air quality and GHG emissions, energy, hazardous materials and solid and hazardous waste, and transportation. This development, which is an indirect impact of the proposed project, could also lead to the proposed project's significant indirect impacts in the areas of Aesthetics, Agriculture and Forestry Resources, Biological Resources, Cultural Resources, Geology and Soils, Hydrology and Water Quality, Mineral Resources (with regards to long-term, operational-related impacts from increased demand for new mines and mining activities to meet increased use of lithium-based batteries for ZE vehicles), Noise, and Utilities and Service Systems (during operations). When comparing the overall effects of alternatives to a project that is designed to benefit the environment such as the proposed project, it is important to consider both adverse and beneficial effects. As such, Table 5-3 includes information about these direct and indirect significant environmental adverse impacts and long-term beneficial effects on the environment for each of the project alternatives and compares them with those of the proposed project. The purpose of this comparison is to identify ways to mitigate or avoid the proposed project's potentially significant adverse effects on the environment and to increase beneficial effects.

Pursuant to CEQA Guidelines Section 15126.6(d), a CEQA document "shall include sufficient information about each alternative to allow meaningful evaluation, analysis, and comparison with the proposed project. A matrix displaying the major characteristics and significant environmental effects of each alternative may be used to summarize the comparison. If an alternative would cause one or more significant effects in addition to those that would be caused by the project as proposed, the significant effects of the alternative shall be discussed, but in less detail than the significant effects of the project as proposed." This section provides a discussion of the direct and indirect environmental impacts found to be significant for the proposed project and long-term beneficial effects of each alternative.

5.4.2.1 *Alternative A: No Project*

If Alternative A is implemented, the proposed project would not be adopted, and the proposed project's objectives would not be achieved. Although some emissions reductions could occur as a result of other regulations (e.g., the Advanced Clean Trucks Regulation and the Heavy-Duty Low NOx Omnibus Regulation) even without the proposed project, the acceleration of NOx and PM, including DPM, emissions reductions and the corresponding health benefits that would be achieved under the proposed project would not occur. The quantity of NOx and PM emissions currently generated from mobile sources and other sources of emissions associated with warehouses (the baseline) will continue to grow. Currently, the South Coast Air Basin is in non-

attainment for ozone and cannot achieve attainment unless NOx emission reductions occur. The 2016 AQMP² stated that the most significant air quality challenge in the South Coast Air Basin is to achieve an additional 45 percent reduction in NOx emissions in 2023 and an additional 55 percent NOx reduction beyond 2031 levels for ozone attainment. In addition, actions to reduce air pollution that disproportionately affects environmental justice communities in accordance with AB 617 would not occur if Alternative A is implemented.

When compared to the proposed project, Alternative A would result in no adverse direct impacts on air quality during construction and overlapping construction and operations because the installations of EV chargers (Scenario 6) and hydrogen fueling stations (Scenario 12) would not be needed. The no project alternative would also result in no impacts on GHG emissions during operations because the use of MERV 16 or greater filters and filtration systems (Scenario 15) would not be needed, and because cargo growth diversion that was assumed for the purpose of the environmental analysis would not occur. Additionally, because ZE trucks and yard trucks and supporting infrastructure would not be needed, implementation of Alternative A would not increase demand for electricity or expand infrastructure needs to support an increased use of ZE technology (e.g., electric trucks and yard trucks). It would also not increase construction waste attributable to the removal of soil or construction debris from demolition that could be characterized as hazardous waste; increase the need for routine transport, use, or disposal of LNG fuel; or increase disposal of batteries or hydrogen fuel cells, which could result in no impact to the existing recycling infrastructure. According to the Industrial Economics Inc. Study,³ it is estimated that up to 10 warehouse relocations could still occur even without the proposed project.⁴ As stated above, even though the proposed project is not expected to cause warehouse relocations, and because of the uncertainty of market responses, the environmental impact analysis in Chapter 4 conservatively assumes relocation of up to three warehouses, which would affect truck VMT. The no project alternative would result in less adverse impacts on transportation with regards to truck VMT than the proposed project because relocation of up to three warehouses and associated increases in truck VMT that were assumed for the proposed project would not result from this alternative.

When compared to the proposed project, Alternative A would result in no adverse indirect impacts on air quality and GHG emissions, energy, hazardous materials and solid and hazardous waste, and transportation because purchasing or using ZE trucks and yard trucks would not be required. Therefore, development of new manufacturing and recycling facilities to provide and fuel ZE trucks and yard trucks incentivized by the proposed project, as well as grid improvements, would not be needed. Furthermore, Alternative A's indirect environmental impacts in the areas of Aesthetics, Agriculture and Forestry Resources, Biological Resources, Cultural Resources, Geology and Soils, Hydrology and Water Quality, Mineral Resources (with regards to long-term operational-related impacts from increased demand for new mines and mining activities to meet increased use of lithium-based batteries for ZE vehicles), Noise, and Utilities and Service Systems

² South Coast AQMD. March 3, 2017. *2016 Air Quality Management Plan*. Accessed at: <http://www.aqmd.gov/home/library/clean-air-plans/air-quality-mgt-plan>

³ Study will be included as an appendix to the socioeconomic analysis and is also located here: www.aqmd.gov/fbmsm

⁴ Preliminary Draft Staff Report. January 2021. Accessed at: <http://www.aqmd.gov/docs/default-source/planning/fbmsm-docs/preliminary-draft-staff-report.pdf>

(during operations), which could be indirectly caused by the development of new facilities and grid improvement, would not occur.

When considering the overall effects of Alternative A to the proposed project, although Alternative A has no adverse significant environmental impacts (both directly and indirectly), it does not have emissions reductions or public health protection benefits that the proposed project has.

5.4.2.2 *Alternative B: Decreased Emission Reductions*

If Alternative B is implemented, the WAIRE Program would result in fewer emission reductions of NO_x and PM, including DPM. If the WAIRE Program applicability is narrowed and the currently proposed rule stringency factor is below 0.0025 WAIRE Points per WATT, Alternative B would result in less adverse direct impacts to air quality during construction than the proposed project because fewer EV chargers (Scenario 6) and hydrogen fueling stations (Scenario 12) would need to be constructed and fewer overlapping construction and operational activities. Construction activities are also temporary. Fewer MERV 16 or greater filters and filtration systems (Scenario 15) would also need to be installed and used, resulting in lower electricity demands and associated GHG emissions. Because Alternative B's rule stringency factor would be lower than the proposed project, this would likely lead to less cargo growth potentially being diverted to other ports and resulting in less GHG emissions from cargo growth diversion than the proposed project. Since fewer warehouses would likely select the ZE trucks and yard trucks and fueling stations to earn WAIRE Points, which would likely lead to a lower demand on utilities, Alternative B's demand for electricity and infrastructure needs would be reduced. Fewer warehouses subject to the WAIRE Program could mean fewer construction activities, which could lead to generation of less construction waste attributable to the removal of soil or construction debris from demolition that could be characterized as hazardous waste, and the number of batteries that need to be recycled would also be reduced, resulting in less adverse direct impact on the existing recycling infrastructure from exceeding their capacity. The amount, frequency, and duration of routine transport, use, or disposal of LNG fuel would be less than the proposed project. As a result, Alternative B would have less adverse direct impacts to energy and hazardous materials and solid and hazardous waste. Alternative B's potential impacts on transportation with regards to truck VMT from warehouse relocations would also be less adverse when compared to the proposed project since the lower rule stringency factor would likely lead to fewer than the three warehouse relocations that were assumed for analyzing the proposed project's transportation impacts.

If the compliance date is delayed, Alternative B is expected to result in similar direct impacts to air quality during construction, GHG emissions during operations, energy during operations with regards to demand and need for utilities and infrastructure to accommodate the use of ZE technology (e.g., electric trucks and yard trucks), hazardous materials and solid and hazardous waste from potentially hazardous construction waste and during operations with regards to impacts on landfill capacity from the increased disposal of batteries and hydrogen fuel cells, and transportation from truck VMT during operations with regards to warehouse relocations because a delayed compliance date merely gives warehouses more time to meet the WPCO without changes to the impacts from the proposed project. Having more time to comply is not expected to change how warehouses will need to meet the WPCO or change the compliance actions or activities.

Alternative B's indirect adverse environmental impacts on air quality and GHG emissions, energy, hazardous materials and solid and hazardous waste, and transportation would likely be less than the proposed project. Since fewer warehouses would be subject to the WAIRE Program, this could

lead to a reduced use and demand of the ZE technology (e.g., electric trucks and yard trucks) and necessary supporting infrastructure that could indirectly lead to construction of fewer new manufacturing, battery recycling, and grid infrastructure facilities. The reduction in the number or intensity of development of new facilities and grid improvement would likely lead to less adverse indirect environmental impacts in the areas of Aesthetics, Agriculture and Forestry Resources, Biological Resources, Cultural Resources, Geology and Soils, Hydrology and Water Quality, Mineral Resources (with regards to long-term operational-related impacts from reduced demand for new mines and mining activities because of the reduced use and demand of lithium-based batteries in ZE vehicles), Noise, and Utilities and Service Systems (during operations) than the proposed project. If the compliance date is delayed, Alternative B's indirect adverse environmental impacts would be similar to the proposed project because having more time to comply with the proposed project is not expected to change how warehouses will need to meet the WPCO or change the compliance actions or activities and the level of significance for indirect adverse environmental impacts that could result.

When considering the overall effects of Alternative B to the proposed project, it should be noted that even though Alternative B could have less adverse direct and indirect environmental impacts than the proposed project, as indicated in Table 5-2, it would also have less NO_x and PM, including DPM, emissions reductions and less reductions against exposure to emissions from mobile sources in the community in the vicinity of warehouse, such as AB 617 communities, than the proposed project. Therefore, Alternative B's ongoing, long-term, and permanent air quality and public health benefits would be less when compared to the proposed project.

5.4.2.3 Alternative C: Increased Emission Reductions

If Alternative C is implemented, the WAIRE Program would result in greater emission reductions of NO_x and PM, including DPM. If the WAIRE Program applicability is broadened and the rule stringency factor is increased to above 0.0025 WAIRE Points per WATT, Alternative C would result in greater adverse direct impacts to air quality during construction than the proposed project because more warehouses subject to the WAIRE Program would mean potentially more EV chargers (Scenario 6) and hydrogen fueling stations (Scenario 12) would be constructed, and more overlapping construction and operational activities would occur. There would likely be increases in the amount and duration of construction activities, construction equipment, and construction workers' trips that would take place under this alternative than the proposed project. However, it is important to note that the increases in construction emissions would be short term as construction activities are temporary.

Additionally, more warehouses subject to the WAIRE Program could mean potentially more MERV 16 or greater filters and filtration systems (Scenario 15) would be installed for use under Alternative C, resulting in higher electricity demands and generating higher GHG emissions during operations than the proposed project. Because Alternative C's rule stringency factor would be higher than the proposed project, and because it is not reasonably foreseeable to predict how cargo shippers would respond to the increased rule stringency factor, this analysis assumes that implementation of Alternative C would likely lead to more cargo growth being potentially diverted to other ports and generate greater GHG emissions than the proposed project.

With more electric trucks and yard trucks, EV chargers, and hydrogen fueling stations, Alternative C is expected to increase demand for electricity, expand the need for EV charging and hydrogen fueling infrastructure, and generate more batteries and hydrogen fuel cells that would need be

disposed of at the existing recycling facilities that could exceed their capacity. Moreover, more EV chargers and fueling stations that would need to be built to earn WAIRE Points could lead to an increase in the amount of construction waste that could be characterized as hazardous waste. Moreover, because a market-wide commercial deployment of NZE trucks such as LNG trucks are already commercially available at the time of this EA, it is reasonably foreseeable that more warehouses would select the use of LNG trucks to earn WAIRE Points, and this could lead to an increase in the amount, frequency, and duration of routine transport, use, or disposal of LNG fuel than the proposed project. Alternative C will likely have greater adverse direct impacts on energy and hazardous materials and solid and hazardous waste than the proposed project. Although it is uncertain if smaller warehouses, i.e., warehouses of less than 100,000 square feet in size, would relocate under Alternative C, it is expected that the impacts to transportation from truck VMT caused by warehouse relocations could be greater when compared to the proposed project.

Alternative C's indirect adverse environmental impacts on air quality and GHG emissions, energy, hazardous materials and solid and hazardous waste, and transportation would likely be greater than the proposed project. Since more warehouses would be subject to the WAIRE Program, this could lead to an increased use and demand of the ZE technology (e.g., electric trucks and yard trucks) and necessary supporting infrastructure that could indirectly lead to construction of more manufacturing and battery recycling facilities, and more improvements to the electrical grid. The increase in the number or intensity of development of new facilities and grid improvement would likely lead to greater adverse indirect environmental impacts in the areas of Aesthetics, Agriculture and Forestry Resources, Biological Resources, Cultural Resources, Geology and Soils, Hydrology and Water Quality, Mineral Resources (with regards to long-term operational-related impacts from increased demand for new mines and mining activities to meet increased use and demand of lithium-based batteries in ZE vehicles), Noise, and Utilities and Service Systems (during operations) than the proposed project.

CEQA requires that the focus of alternatives is on those that are capable of avoiding or substantially lessening any significant effects of the project (CEQA Guidelines Section 15126.6(b)). As analyzed above, Alternative C could lead to greater environmental adverse impacts than the proposed project. It is important to consider if Alternative C could also result in new significant adverse environmental impacts that the proposed project does not have. As stated in Chapter 4 of the EA, the proposed project would have no impact or less than significant adverse environmental impacts, both directly and indirectly, from development of new manufacturing, recycling, and grid improvement facilities, on the following five environmental topic areas: 1) Land Use and Planning; 2) Population and Housing; 3) Public Services; 4) Recreation; and 5) Wildfire. Therefore, this EA considers and analyzes whether Alternative C could result in new significant adverse environmental impacts that were found to be less than significant for the proposed project. As analyzed in detail below, Alternative C's direct and indirect environmental impacts would be similar and continue to be less than significant when compared to the proposed project in all five environmental topic areas.

5.4.2.3.1 Land Use and Planning

The increased number of warehouses under this alternative is expected to lead to installation of an increased number of ZE charging and fueling infrastructure, solar panels, and MERV 16 or greater filters and filtration systems. The additional construction, which is a direct impact, is expected to be sited in locations with appropriate land use and zoning designations established by local jurisdictions. Although more manufacturing, recycling, and ~~grid~~ grid improvement facilities could

be built under this alternative, this development, which is an indirect impact, is expected to go through independent environmental review at the appropriate federal, state, and/or local level and is assumed to be located in areas with appropriate land use and zoning designations. This development could require additional construction workers and associated housing for these workers. However, not only are construction activities temporary and short term, the development is expected to employ labor from the existing construction workforce. Additionally, activities that would result directly or could result indirectly from compliance with the WAIRE Program under this alternative would be subject to project-level review, including review of land use and planning impacts under CEQA, as applicable. Therefore, Alternative C's impact on land use and planning is similar to the proposed project and would be less than significant.

5.4.2.3.2 Mineral Resources (During Construction)

The increased number of warehouses under this alternative is expected to lead to installation of an increased number of ZE charging and fueling infrastructure, solar panels, and MERV 16 or greater filters and filtration systems. However, the additional construction, which is a direct impact, is expected to take place near existing warehouses and in areas with the appropriate land use and zoning designations (e.g., industrial uses) established by local jurisdictions. Although Alternative C could lead to construction of more manufacturing and battery recycling facilities, and more improvements to the electrical grid, the development, which is an indirect impact, is also expected to be constructed in areas with the appropriate land use and zoning designations. Additionally, construction activities are short-term and temporary. Therefore, additional construction activities that could result directly and indirectly from Alternative C are not expected to result in the loss of availability of known mineral resources that have value to the region and the residents of the state or of a locally important mineral resource recovery site or a location as having known mineral resources shown on a local general plan, specific plan, other land use plan. Alternative C's direct and indirect impact on mineral resources from short-term construction activities is similar to the proposed project and would be less than significant.

5.4.2.3.3 Population and Housing

Similar to the proposed project, Alternative C is also not expected to generate population growth or displacement of substantial numbers of existing people or housing necessitating the construction of replacement housing elsewhere because Alternative C does not include development or removal of housing. Additionally, the development of new manufacturing, recycling, and grid improvement facilities is expected to be located in appropriately zoned and planned areas for industrial and manufacturing uses. The development, which is an indirect impact, would be subject to project-level review and is expected to be consistent with local and regional growth forecasts and housing plans and policies. Therefore, Alternative C's impact on population and housing is similar to the proposed project and would be less than significant.

5.4.2.3.4 Public Services

The increased number of warehouses that would be subject to the WAIRE Program under this alternative is not expected to increase fire, police, or emergency medical services that have already been provided to and required by the warehouses. It is also expected that Alternative C would not create a need for new or expansion of existing schools, parks, or library services because this alternative is not expected to induce population growth. Although Alternative C could lead to the installation of more ZE charging and fueling infrastructure, which is a direct impact, and the development of more manufacturing, recycling, and ~~grid~~ grid improvement facilities, which is an indirect impact, these activities would be subject to project-level review and ~~is~~ are expected to

meet all necessary fire codes and safety requirements established by local agencies and jurisdictions. Therefore, Alternative C's impact on public services is similar to the proposed project and would be less than significant.

5.4.2.3.5 Recreation

The need for recreational facilities and parks is tied with land use, zoning designation, and population growth. As analyzed above, since Alternative C is expected to result in less adverse direct and indirect impacts on Land Use and Planning and Population and Housing, this alternative's impact on Recreation would likely be similar to the proposed project and would be less than significant.

5.4.2.3.6 Wildfire

The increased number of warehouses under this alternative is expected to lead to installation of more ZE charging and fueling infrastructure, solar panels, and MERV 16 or greater filters and filtration systems. This direct increase, coupled with the indirect increase in the development of manufacturing, recycling, and grid improvement facilities to support the increased use of ZE trucks and yard trucks, could add new equipment and structures (e.g., power lines and other utilities) facing wildfire risks. However, these new equipment, structures, and development would be expected to be required to comply with all applicable fire protection and safety regulations established by federal, state, or local government, and prevention measures established by electric utilities to reduce wildfire hazards. Additionally, activities that would result directly or could result indirectly from compliance with the WAIRE Program under this alternative would be subject to project-level review, including review of wildfire impacts under CEQA, as applicable. Therefore, Alternative C's impact on wildfire is similar to the proposed project and would be less than significant.

When considering the overall effects of Alternative C to the proposed project, it is important to note that even though Alternative C's adverse effects on the environment could be greater than the proposed project in some areas, some of the adverse effects are indirect (e.g., associated with the development of new manufacturing, battery recycling, and grid improvement facilities) and would result ~~but~~ from short-term, temporary construction activities. Moreover, Alternative C's beneficial effects on the environment would be long term and permanent. As indicated in Table 5-2, Alternative C would have greater NO_x and PM, including DPM, emissions reductions than the proposed project, and these reductions would be ongoing. Alternative C would also have greater reductions against exposure to emissions from mobile sources in the communities in the vicinity of warehouse, ~~as—such as~~ as AB 617 communities, than the proposed project. Therefore, Alternative C's ongoing, long-term, and permanent benefits on air quality and public health would outweigh its adverse environmental impacts.

5.4.2.4 Alternative D: All Natural Gas Options Only

Under Alternative D, warehouse operators would be limited to the acquisition and/or use of natural gas trucks (RNG and/or LNG) and equipment and installation and/or using natural gas infrastructure. None of the other items on the WAIRE Menu would ~~not~~ be allowed to earn points to meet the WPCO.

Alternative D is expected to result in less adverse direct impacts on air quality during construction and overlapping construction and operations. Since EV chargers (Scenario 6) and hydrogen fueling stations (Scenario 12) would not be included as actions available on the WAIRE Menu, they would

not be built or installed as a result of implementing Alternative D, resulting in less construction activities, construction equipment, materials deliveries, and construction workers' trips. Construction activities are also temporary.

Alternative D would not use ZE trucks and yard trucks or fueling infrastructure, the need for additional electricity demands and energy infrastructure would not exist. Alternative D would not generate batteries and hydrogen fuel cells, and the need to recycle them at the existing recycling infrastructure would not exist. Additionally, since natural gas fueling stations are already commercially available, the need for building new natural gas fueling stations and infrastructure would not be as great as for EV chargers and hydrogen fueling stations when compared to the proposed project, and the amount of construction waste that could be characterized as hazardous waste would not be as great as the proposed project. However, Alternative D would accelerate and increase the use of NZE trucks such as LNG trucks and equipment. This could lead to a substantial increase in the amount, frequency, and duration of routine transport, use, or disposal of LNG fuel than the proposed project and a potentially greater adverse impact on hazardous materials and solid and hazardous waste.

Alternative D could also have less adverse direct impacts on GHG emissions during operations than the proposed project because it would not result in increased use of MERV 16 or greater filters and filtration systems (Scenario 15), thereby reducing electricity uses and associated GHG emissions. The demands for renewable energy for RNG trucks and equipment could increase, but the use of RNG trucks and equipment, instead of diesel-fueled trucks and equipment, could potentially generate more GHG emissions reductions. When Alternative D does not include MERV 16 or greater filters and filtration systems on the WAIRE Menu or Custom WAIRE Plans, their installation would not be needed, and construction waste that could be characterized as hazardous waste from the installation would be further reduced than the proposed project.

Because natural gas trucks and equipment and infrastructure are more commercially available and currently being deployed in the market, it is expected that it could be less costly to comply with the WPCO under Alternative D than the proposed project. Therefore, Alternative D is expected to have less adverse transportation impacts from truck VMT than the proposed project because it would likely lead to fewer than three warehouse relocations and smaller increases in truck VMT that could result from warehouse relocations than the proposed project.

Alternative D's indirect adverse environmental impacts on air quality and GHG emissions, energy, hazardous materials and solid and hazardous waste, and transportation could be less than the proposed project. Since warehouses subject to the WAIRE Program under this alternative would not need to use the ZE technology (e.g., electric trucks and yard trucks) or install EV chargers and hydrogen fueling stations, the development of new facilities, including manufacturing, recycling, and grid infrastructure facilities would not be needed. This would likely lead to less adverse indirect environmental impacts in the areas of Aesthetics, Agriculture and Forestry Resources, Biological Resources, Cultural Resources, Geology and Soils, Hydrology and Water Quality, Mineral Resources (with regards to long-term operational-related impacts from increased demand for new mines and mining activities because the use and demand of lithium-based batteries in ZE vehicles would not be needed), Noise, and Utilities and Service Systems (during operations) than the proposed project.

When considering the overall effects of Alternative D to the proposed project, it should be noted that even though Alternative D could have less adverse direct and indirect environmental impacts

than the proposed project, as indicated in Table 5-2, it would also have less NO_x and PM, including DPM, emissions reductions than the proposed project. NZE trucks result in approximately 90 percent of reductions in NO_x emissions and some PM emissions reductions while electric trucks result in 100 percent of NO_x and PM emissions reductions. Additionally, all of the compliance options for Alternative D would require emission reductions, but Alternative D would not provide reductions against exposure to emissions from mobile sources in the community in the vicinity of warehouse, such as AB 617 communities, that the proposed project provides. Alternative D does not include MERV 16 or greater filters and filtration systems on the WAIRE Menu or Custom WAIRE Plans. Therefore, Alternative D's ongoing, long-term, and permanent air quality benefits as well as reductions against exposure to emissions from mobile sources could be less when compared to the proposed project.

5.4.2.5 Alternative E: All Electric Options Only

Under Alternative E, warehouse operators would be limited to the use of ZE technology (e.g., electric trucks and yard trucks) and supporting charging infrastructure. All other items on the WAIRE Menu would not be allowed to earn points to meet the WPCO.

Alternative E is expected to have similar air quality impacts directly resulted from construction and overlapping construction and operations to those for the proposed project because limiting the WAIRE Menu actions to installations of EV charger (Scenario 6) and hydrogen fueling station (Scenario 12) under this alternative would not increase the number or intensity of construction activities for these two modeled WAIRE Points scenarios. Construction activities are also temporary. Although electricity uses for electric trucks and yard trucks and associated GHG emissions could increase under Alternative E, this increase could be partially offset by the reductions of electricity uses and GHG emissions associated with the use of MERV 16 or greater filters and filtration systems (Scenario 15) because filters and filtration systems would no longer be on the WAIRE Menu or Custom WAIRE Plans. Therefore, Alternative E could have less adverse direct impacts on GHG emissions during operations than the proposed project. The magnitude of additional electricity demands and energy infrastructure and the amount of EV batteries and hydrogen fuel cells would be similar to the proposed project since some of the modeled WAIRE Points scenarios already accounted for the possibility of all ZE serving the warehouses subject to the WAIRE Program. Therefore, Alternative E would have similar direct impacts on energy during operations and hazardous materials and solid and hazardous waste with regards to exceeding the capacity of the existing recycling infrastructure to meet the recycling of batteries and hydrogen fuel cells. Additionally, Alternative E's direct impact on hazardous materials and solid and hazardous waste from construction waste that could be characterized as potentially hazardous would not be as great as the proposed project because of the similar amount of ZE serving the warehouses, and because construction debris from installing MERV 16 or greater filters and filtration systems would not exist. Since the use of NZE trucks such as LNG trucks and equipment would not be included on the WAIRE Menu or Custom WAIRE Plans under this alternative, Alternative E's direct impact on hazardous materials and solid and hazardous waste from routine transport, use, or disposal of LNG fuel would not exist. When the only available compliance option is the ZE technology, and a market-wide commercial deployment of ZE technology, particularly in trucks, is not currently available at the time of this EA, Alternative E is likely to cause more warehouses that are not able to use the ZE technology to relocate outside the South Coast AQMD's jurisdiction, thereby resulting in greater adverse transportation impacts on truck VMT from warehouse relocation than the proposed project.

Alternative E's indirect adverse environmental impacts on air quality and GHG emissions, energy, hazardous materials and solid and hazardous waste, and transportation could be greater than the proposed project. Since the only available compliance option is the ZE technology, this could lead to an increased use and demand of the ZE technology (e.g., electric trucks and yard trucks) and necessary supporting infrastructure that could indirectly lead to construction of more manufacturing and battery recycling facilities, and more improvements to the electrical grid. The increase in the development of new facilities and grid improvement would likely lead to greater adverse indirect environmental impacts in the areas of Aesthetics, Agriculture and Forestry Resources, Biological Resources, Cultural Resources, Geology and Soils, Hydrology and Water Quality, Mineral Resources (with regards to long-term operational-related impacts from increased demand for new mines and mining activities because of the increased use and demand of lithium-based batteries in ZE vehicles), Noise, and Utilities and Service Systems (during operations) than the proposed project.

As shown in Table 5-1, Alternative E is capable of meeting most of the project objectives to a greater extent. It is important to consider if this alternative could result in new significant adverse environmental impacts that the proposed project does not have. Chapter 4 of the EA indicates that the proposed project would have no impact or less than significant adverse environmental impacts, both directly and indirectly from development of new manufacturing, recycling, and grid improvement facilities on the following five environmental topic areas: 1) Land Use and Planning; 2) Population and Housing; 3) Public Services; 4) Recreation; and 5) Wildfire. Similar to the analysis for Alternative C in Section 5.4.2.3, Alternative E's direct and indirect environmental impacts would be similar and continue to be less than significant when compared to the proposed project in all five environmental topic areas.

Even though Alternative E's direct impacts on air quality and GHG emissions, and hazardous materials and solid and hazardous waste would be less than or similar to the proposed project, its transportation impacts with regards to truck VMT could be greater than the proposed project. Alternative E's indirect impacts from the development of new manufacturing, recycling, and grid improvement facilities could also be greater than the proposed project. All of the compliance options for Alternative E would require emission reductions. Alternative E could have greater NOx and PM, including DPM, emissions reductions than the proposed project; however, using only the ZE technology might be challenging for some warehouse operators at the beginning. When considering the overall effects of Alternative E to the proposed project, it is important to note that Alternative E is intended to further accelerate the use of ZE technology than the proposed project to make it more available and less costly. Alternative E's ongoing, long-term, and permanent air quality benefits could be greater over time than the proposed project. However, because Alternative E does not include MERV 16 or greater filters and filtration systems on the WAIRE Menu or Custom WAIRE Plans, it would not provide reductions against exposure to emissions from mobile sources in the community in the vicinity of warehouse, such as AB 617 communities, that the proposed project provides.

5.5 ALTERNATIVES REJECTED AS INFEASIBLE

In accordance with CEQA Guidelines Section 15126.6(c), a CEQA document should identify any alternatives that were considered by the lead agency, but were rejected as infeasible during the scoping process and briefly explain the reasons underlying the lead agency's determination. CEQA Guidelines Section 15126.6(c) also states that among the factors that may be used to eliminate

alternatives from detailed consideration in a CEQA document are: 1) failure to meet most of the basic project objectives; 2) infeasibility; or 3) inability to avoid significant environmental impacts.

As noted in the Introduction of this chapter, the range of feasible alternatives to the proposed project is limited by the nature of the proposed project and the scope of indirect source rule authority granted to local air districts (Health and Safety Code Sections 40716(a)(1), 40440). Similarly, the range of alternatives considered but rejected as infeasible is also relatively limited.

As discussed in Appendix C of the EA, South Coast AQMD received public comments on the NOP/IS for the proposed project. One public comment recommended that the EA evaluate and consider alternatives such as stricter engine emission standards to be adopted by the California Air Resources Board (CARB) and implementation of stricter truck emission standards at the ports of Los Angeles and Long Beach. The alternatives that the comment recommended are outside the scope of the South Coast AQMD's legal authority and ability to enforce as an air district; therefore, they have not been included in Chapter 5 of this EA. South Coast AQMD does not have the authority to require CARB to adopt stricter engine emission standards, nor is that in the scope of the analysis of this EA. South Coast AQMD does not have the authority over truck emission standards at the ports. U.S. Environmental Protection Agency and CARB have primary authority to regulate emissions from mobile sources (see Response to Comment 8-7 in Appendix C of this EA).

The following discussion identifies Alternative A as being rejected due to its failure to meet most of the basic project objectives.

CEQA documents typically assume that the adoption of the No Project alternative would result in no further action on the part of the project proponent or lead agency. For example, in the case of a proposed land use project such as a housing development, adopting the No Project alternative terminates further consideration of that housing development or any housing development alternative identified in the associated CEQA document. In that case, the existing setting would typically remain unchanged.

“The ‘no project’ analysis shall discuss the existing conditions at the time the notice of preparation is published, or if no notice of preparation is published, at the time environmental analysis is commenced, *as well as what would be reasonably expected to occur in the foreseeable future if the project were not approved, based on current plans and consistent with available infrastructure and community services...*” (CEQA Guidelines Section 15126.6(e)(2)). It should be noted that, although the no project alternative may have fewer adverse environmental impacts than the proposed project, it also would have fewer environmental benefits, in particular air quality benefits, if no further action is taken. Additionally, although there are other existing rules that may have future compliance dates for NO_x emission reductions, potential adverse impacts from these rules have already been evaluated in the ~~March 2017 Final Program EIR for the 2016 AQMP~~ Final Program EIR and their subsequent rule-specific CEQA documents. While air quality would continue to improve to a certain extent, it is unlikely that all state or federal ozone standards would be achieved as required by the federal and California CAAs. It is possible that the federal 24-hour PM_{2.5} standard may be achieved; however, it is unlikely that further progress would be made towards achieving the state PM_{2.5} standard as required by the California CAA.

5.6 LOWEST TOXIC ALTERNATIVE

In accordance with South Coast AQMD’s policy document Environmental Justice Program Enhancements for FY 2002-03, Enhancement II-1 recommends for all South Coast AQMD CEQA documents which are required to include an alternatives analysis, the alternatives analysis shall also include and identify a feasible project alternative with the lowest air toxics emissions and/or exposure. In other words, for any major equipment or process type under the scope of the proposed project that creates a significant environmental impact, at least one alternative, where feasible, shall be considered from a “least harmful” perspective with regard to hazardous or toxic air pollutants.

As explained in the existing setting for air quality and GHG emissions in Chapter 3, DPM, which is a toxic air contaminant and carcinogen, is the largest contributor to cancer risk within the South Coast Air Basin.⁵ Implementation of the proposed project would achieve emission reductions ~~not only~~ from NOx and PM, including DPM, emitted from mobile sources and other sources of emissions associated with a warehouse. Of the actions and investments available on the WAIRE Menu, the main technology that can be used to earn the highest WAIRE Points and provide the greatest potential emissions reductions in NOx and PM, including DPM, are related to acquiring and using ZE technology. The top three high-earning WAIRE Menu actions are installation of hydrogen station (1,680 WAIRE Points), use of ZE yard trucks (291 WAIRE Points), and acquiring ZE yard trucks (177 WAIRE Points).

To identify a lowest toxic alternative with respect to the proposed project, it would be the alternative that provides the highest DPM emission reductions or exposure reduction from warehousing activity emissions. Based on the available emission reduction options, the implementation of ZE technology would accomplish the greatest amount of PM and DPM emission reductions. For the proposed project and Alternatives B, C, and E, it is assumed that ZE trucks and fueling and/or charging infrastructure would be available compliance options. Alternatives A and D would not include ZE technology as available compliance options. For exposure reduction, the installation of high efficiency air filters and filter systems would provide the greatest level of benefit. For the proposed project, and Alternatives B and C, the installation of high efficiency air filters and filter systems are available compliance options while Alternatives D and E remove this compliance option.

Under Alternative C, all of the existing and new warehouses in the South Coast AQMD’s jurisdiction are subject to the WAIRE Program, which could result in a greater use of ZE technology when compared to the proposed project. Under Alternative E, all affected warehouses would be required to only use ZE technology, which would also result in a greater use of ZE technology when compared to the proposed project. However, Alternative C would allow for exposure reduction from the installation of high efficiency air filters and filter systems, while Alternative E would not. Therefore, Alternative C is the lowest toxic alternative.

5.7 ENVIRONMENTALLY SUPERIOR ALTERNATIVE

Pursuant to CEQA Guidelines Section 15126.6(e)(2), if the environmentally superior alternative is the “no project” alternative, the CEQA document shall also identify an alternate environmentally

⁵ Final Report, Multiple Air Toxics Exposure Study, MATES-IV, available at <https://www.aqmd.gov/home/air-quality/air-quality-studies/health-studies/mates-iv>.

superior alternative from among the other alternatives. Based on the analysis above in Section 5.4, Table 5-3 summarizes the comparison of the adverse environmental impacts and long-term beneficial effects of the proposed project with the alternatives for the environmental direct and indirect impact areas where the proposed project was concluded to have a significant adverse impact. When evaluating the environmentally superior alternative for a project that is designed to benefit the environment such as the proposed project, it is important to consider both adverse impacts and beneficial effects.

Table 5-3
Comparison of Significant Adverse Environmental Impacts and Long-term Beneficial Effects of the Proposed Project and Alternatives

PROPOSED PROJECT	ALTERNATIVE A No Project	ALTERNATIVE B Decreased Emission Reductions	ALTERNATIVE C Increased Emission Reductions	ALTERNATIVE D All Natural Gas Options Only	ALTERNATIVE E All Electric Options Only
Despite the significant adverse direct and indirect environmental impacts, it provides ongoing, long-term, and permanent NOx and PM, including DPM, emissions reductions benefits, reduces exposures, and protects public health.	Although Alternative A has no adverse significant environmental impacts (both directly and indirectly), it does not have emissions reductions or exposure reductions benefits that the proposed project has.	<p>Although Alternative B has less adverse significant environmental impacts (both directly and indirectly), its ongoing, long-term, and permanent NOx and PM, including DPM, emissions reductions would also be less.</p> <p>It also provides less exposure reductions and overall less public health protection.</p>	<p>Despite the greater significant adverse impacts (both directly and indirectly in some areas), Alternative C provides greater NOx and PM, including DPM, emissions reductions that are ongoing, long-term, and permanent.</p> <p>It also provides greater exposure reductions and overall greater public health protection.</p>	<p>Although Alternative D has less or sometimes no adverse significant environmental impacts (both directly and indirectly), its ongoing, long-term, and permanent NOx and PM, including DPM, emissions reductions would also be less.</p> <p>It does not provide exposure reductions and overall less public health protection.</p>	<p>Although Alternative E's direct environmental impact on transportation from truck VMT are greater, and its indirect environmental impacts are also greater, it provides greater NOx and PM, including DPM, emissions reductions that are ongoing, long-term, and permanent over time overtime.</p> <p>It does not provide exposure reductions and overall less public health protection.</p>

Of the five alternatives, Alternative A would generate the least severe and fewest number of adverse environmental impacts, both directly and indirectly. ~~However, Alternatives A is rejected as infeasible because it is not capable of meeting any of the project objectives.~~ Importantly, this alternative would not result in emissions reductions of NO_x or PM, including DPM. Alternative B and Alternative D are similar in that both have less adverse direct and indirect impacts and less environmental benefits. Alternative C and Alternative E are similar in that both have greater direct and indirect impacts in some environmental areas. However, Alternative E does not have the ability to provide exposure reductions to emissions that Alternative C has. Alternative C could have the greatest potential NO_x and PM, including DPM, emissions reductions among the five alternatives. It could also provide the greatest protections against exposures to these emissions when compared to the other alternatives. Despite Alternative C's significant adverse impacts, from the perspective of providing ongoing, long-term, and permanent air quality benefits and protection against exposures to mobile source emissions, Alternative C would be considered the environmentally superior alternative.

5.8 CONCLUSION

When comparing the environmental adverse impacts and evaluating the effectiveness of achieving the project objectives and providing long-term, permanent beneficial effects of the project alternatives, particularly Alternative C which would be considered as the lowest toxic alternative and environmentally superior alternative to the proposed project, the proposed project balances achieving the project objectives and the potential adverse impacts.

CHAPTER 6 OTHER CEQA CONSIDERATIONS

6.1 INTRODUCTION

This section of the EA includes a brief summary of the potential environmental impacts found to be less than significant, significant and unavoidable impacts of the project, significant irreversible environmental changes, potential growth-inducing impacts, and the relationship between short-term and long-term environmental goals associated with the proposed project.

6.2 POTENTIAL ENVIRONMENTAL IMPACTS FOUND NOT TO BE SIGNIFICANT

The November 2020 Notice of Preparation of a Draft EA and Initial Study (see Appendix B) concluded that the proposed project would have no impact or less than significant direct or indirect adverse effects on the following environmental topic areas¹:

- Air Quality and Greenhouse Gas Emissions (AQMP Consistency, Diminishing Air Quality Rules, and Odors)
- Energy (Consistency with Energy Plans, Compliance with Standards, and Wasteful/Inefficient Use of Energy)
- Solid and Hazardous Waste
- Transportation (Traffic Hazards and Emergency Access)
- Wildfire

In addition, the following environmental impacts were identified as less than significant in this EA:

- **Air Quality and Greenhouse Gas Emissions** – Long-term air quality impacts and consistency of the proposed project with GHG reduction plans are less than significant impacts of the proposed project.
- **Energy** – Energy impacts for the proposed project are less than significant during construction.
- **Hazardous Materials and Solid and Hazardous Waste** – Impacts from routine transport, use, or disposal of batteries would be less than significant as a result of implementing the proposed project.
- **Transportation** – Transportation impacts from construction and employee commute trips would be less than significant as a result of implementing the proposed project.

¹ Impacts of battery recycling are addressed in the Hazards and Hazardous Materials section of this EA as a result of public comments received during the public review and comment period on the Initial Study. Indirect impacts to Aesthetics, Agricultural and Forestry Resources, Biological Resources, Cultural Resources, Geology and Soils, Hydrology and Water Quality, Land Use and Planning, Mineral Resources, Noise, Population and Housing, Public Services, Recreation, and Utilities and Service Systems are evaluated in Chapter 4.5 of this EA.

6.3 SIGNIFICANT ENVIRONMENTAL EFFECTS WHICH CANNOT BE AVOIDED

CEQA Guidelines Section 15126(b) requires an environmental analysis to consider “any significant environmental effects which cannot be avoided if the proposed project is implemented.” This EA identified the following environmental topic areas having potentially significant adverse environmental effects if the proposed project is implemented:

- **Air Quality and Greenhouse Gas Emissions** – Construction-related air quality impacts (Scenario 6 and Scenario 12); impacts during overlap of construction and operational activities (near-term impacts for Scenario 6 and Scenario 12); indirect construction-related air quality emissions associated with the construction of new manufacturing and recycling facilities, and energy infrastructure for NZE and ZE vehicles; and GHG impacts (Scenario 15 and from cargo growth diversion) are significant unavoidable impacts of the proposed project. The short-term construction-related air quality impacts and the long-term GHG emissions impacts are the project’s cumulative contribution to air quality and GHG emissions impacts.
- **Energy.** Impacts associated with the with the need for new or substantially altered utility systems, new and expanded infrastructure, and effects on peak and base period electricity demands are significant and unavoidable impacts of the proposed project. The proposed project expedites the need for expanded electricity infrastructure to accommodate electric vehicles. SCE plans for and accommodates the need for electrical grid infrastructure expansions and improves through the biennial Integrated Energy Policy Report (IEPR) and is forecasting an increase in energy demand from ZE vehicles. While the IEPR is considering the cumulative effect of N-79-20, which would ultimately shift California’s transportation economy to carbon-neutral energy sources, the proposed project would expedite this timeline for ZE heavy duty trucks. South Coast AQMD is actively coordinating with SCE to ensure that IEPR considers the potential cumulative effect of the proposed project. However, since the proposed project expedites need for electricity, natural gas fueling, and hydrogen fueling infrastructure to accommodate the electricity demand created by the proposed project, this is considered a significant impact. However, the proposed project is part of a larger transition from diesel and petroleum to alternative energy for the transportation sector. This transition itself provides energy benefits. Further, it should be noted that the energy analysis is a conservative, “worst case” analysis based on the WPCO scenarios if all warehouse operators selected the scenario as the sole compliance option. As a result, the actual energy use would range depending on the WPCO selected, and the actual construction and operational impacts are not expected to be as great as estimated in this EA.
- **Hazardous Materials and Solid and Hazardous Waste** – Impacts from storage and use of LNG fuel are significant and unavoidable impacts of the proposed project. The proposed project would result in a substantial increase in the batteries that would exceed the capacity of the existing recycling infrastructure. This increase in demand would cumulatively contribute to the increase in demand for battery recycling as a result of transition to a carbon-neutral economy, in accordance with the State’s GHG reduction goals. However, there are currently no federal, State, or local regulations that require the recycling industry to forecast the capacity of infrastructure needed to meet the demand. There are no mitigation measures that would ensure that battery recyclers can accommodate the proposed project’s and cumulative increase in volume of EV batteries. Therefore, project and cumulative impacts associated with the capacity of battery recycling infrastructure to accommodate the additional demand is

significant and unavoidable. The proposed project could also result in an increase of scrapped vehicles to landfills and construction waste, resulting in significant impacts to landfill facility capacity. In addition, the proposed project could indirectly result in the construction of new manufacturing facilities, recycling facilities, and infrastructure improvements to support the transition to NZE and ZE vehicles, which would create significant impacts regarding hazards and hazardous materials through the routine transport, use, or disposal of hazardous materials.

- **Transportation** – Truck VMT would increase compared to the baseline under the “worst-case” relocations analysis and potential decreases in goods movement efficiency if warehouse operators divert truck trips. Therefore, truck VMT is considered a significant unavoidable project and cumulative transportation impact. In addition, potential indirect transportation impacts resulting from the construction of new manufacturing facilities, recycling facilities, and infrastructure improvement to support the transition to NZE and ZE vehicles would also be significant and unavoidable impacts of the proposed project. It should be noted that the transportation analysis is a conservative, “worst case” analysis, and the IEc Study indicates that under the current Rule Stringency ~~that~~ no relocations would occur. Additionally, while the proposed project could result in a potential increase in truck VMT, there could be a substantial reduction in the amount of VMT from diesel-fueled trucks and commensurate increase in VMT from NZE and ZE trucks, which is consistent with statewide efforts to reduce emissions and the intent of SB 743.

In addition, indirect impacts associated with the proposed project are identified in this EA as having potentially significant adverse environmental effects in the following topic areas.

- **Indirect Impacts:** Potential indirect impacts to Aesthetics, Agriculture and Forestry Resources, Biological Resources, Cultural Resources, Geology and Soils, Hydrology and Water Quality, and Noise resulting from the construction and operational phases of new manufacturing facilities, recycling facilities, and infrastructure improvement to support the transition to NZE and ZE vehicles would be significant and unavoidable. Impacts to Mineral Resources and Utilities and Service Systems during the operational phase will also be significant and unavoidable.

6.4 SIGNIFICANT IRREVERSIBLE ENVIRONMENTAL CHANGES

CEQA Guidelines Section 15126(c) requires an environmental analysis to consider “any significant irreversible environmental changes which would be involved if the proposed action should be implemented.” Specifically, the CEQA Guidelines Section 15126.2 states:

Uses of nonrenewable resources during the initial and continued phases of the project may be irreversible since a large commitment of such resources makes removal or nonuse thereafter unlikely. Primary impacts and, particularly, secondary impacts (such as highways improvement which provides access to a previously inaccessible area) generally commit future generations to similar uses. Also, irreversible damage can result from environmental accidents associated with the project. Irretrievable commitments of resources should be evaluated to assure that such current consumption is justified.

The following are significant irreversible changes that would be caused by the proposed project:

6.4.1 Raw Materials Used in NZE/ZE Truck Manufacturing and Battery Production

The proposed project would expedite the demand for NZE and ZE technologies. As a result, the proposed project could increase demand for NZE and ZE trucks and associated batteries/fuel cells that power ZE trucks, resulting in an increased demand for raw materials.

The demand for this technology may result in increased production of batteries/fuel cells. For this EA it is not possible to identify the incremental increase in the number of EV truck batteries/fuel cells caused by the proposed project; whether existing battery manufacturing plants can accommodate the demand; or if new production facilities for batteries/fuel cells are needed, where such facilities would be located. While lead agencies must use their best efforts to find out and disclose all that they reasonably can about a project's potentially significant environmental impacts, they are not required to predict the future or foresee the unforeseeable (CEQA Guidelines Section 15144). A lifecycle analysis of battery/fuel cell production is outside the scope of this Draft EA. This EA focuses on the potential energy use associated with the WAIRE Program and is subject to the rule of reason. An analysis of the battery/fuel cell production impacts used to power ZE vehicles is speculative. However, the proposed project could result in a significant irreversible increased demand for batteries/fuel cells.

The proposed project would incentivize the acquisition of NZE and ZE trucks; however, the WAIRE Program would not impose any sales requirements on manufactures. Additionally, the WAIRE Program itself does not generate an increase in the national or even international demand for trucks used in the goods movement sector. As such, the proposed project would not result in an overall increase in truck production. Manufacturers would respond to an increase in demand for NZE and ZE truck technology by producing fewer traditional, diesel-fuel trucks. For this EA it is not possible to identify whether truck manufacturers would need to retrofit existing truck manufacturing plants or construct new plants for development of NZE and ZE truck fleets, and if new production facilities for NZE and ZE trucks are needed, where such facilities would be located. While lead agencies must use their best efforts to find out and disclose all that they reasonably can about a project's potentially significant environmental impacts, they are not required to predict the future or foresee the unforeseeable (CEQA Guidelines section 15144). This EA focuses on the potential energy use associated with the WAIRE Program and is subject to the rule of reason. An analysis of the site-specific effects of NZE and ZE truck manufacturing from the increased demand for NZE and ZE trucks is speculative. However, the proposed project could result in a significant irreversible increased demand for raw materials associated with NZE and ZE trucks.

6.4.2 Mining Activities

ZE truck technology currently relies on the use of lithium batteries. Thus, the proposed project would result in an increased demand for lithium and other mineral resources used in the battery production, indirectly resulting in the need for additional extraction. However, for this EA it is not possible to identify the incremental increase in the number of EV truck batteries caused by the proposed project; the increase in amount of lithium or other mineral resources that would be used to power the batteries; and whether or not existing lithium resources (e.g., from lithium-ion battery recycling or from existing ore)² are sufficient to cover this increased demand or additional mineral resource extraction would occur and where it would occur. It would be speculative to determine

² Metals can be recovered from used batteries rather than from natural ore.

whether the increase demand for lithium batteries spurred as a result of use of ZE trucks associated with PR 2305 would trigger new mines. While lead agencies must use their best efforts to find out and disclose all that they reasonably can about a project's potentially significant environmental impacts, they are not required to predict the future or foresee the unforeseeable (CEQA Guidelines section 15144). This EA focuses on the potential energy use associated with the WAIRE Program and is subject to the rule of reason. An analysis of the mineral resource extraction impacts from the increased demand for lithium and other mineral resources used to power ZE vehicles is speculative. However, PR 2305 could result in a significant irreversible increased demand for mineral resources associated with lithium batteries.

6.5 POTENTIAL GROWTH-INDUCING IMPACTS

CEQA Guidelines Section 15126(d) requires an environmental analysis to consider the “growth-inducing impact of the proposed action” to examine ways in which the proposed project could foster economic or population growth, or the construction of additional housing, either directly or indirectly, in the surrounding environment.³ Also required is an assessment of other projects that would foster other activities which could affect the environment, individually or cumulatively. To address this issue, potential growth-inducing effects will be examined through analysis of the following questions:

- *Would this project remove obstacles to growth, e.g., through the construction or extension of major infrastructure facilities that do not presently exist in the project area, or through changes in existing regulations pertaining to land development?* Implementing the proposed project will not, by itself, have any direct or indirect growth-inducing impacts on businesses in the South Coast AQMD's jurisdiction because it is not expected to foster economic or population growth or the construction of additional housing and primarily affects existing facilities.
- *Would this project result in the need to expand one or more public services to maintain desired levels of service?* As analyzed in the Initial Study, the proposed project would not result in an increase in public services (e.g., schools, police, fire, library, and emergency services). However, as identified above, the proposed project would require coordination with the primary electricity utility provider (SCE) to ensure that they consider the proposed project in their next biennial IEPR.
- *Would this project encourage or facilitate economic effects that could result in other activities that could significantly affect the environment?* The proposed project could have an economic effect on warehouse owners and operators within the South Coast AQMD jurisdiction. This include economic effects associated with the warehouse operators WAIRE Points Compliance Obligation (WPCO), including reporting. As identified in this EA, under the current rule stringency, the proposed project is not anticipated to result in any relocations outside of the South Coast AQMD region. However, as a reasonable “worst-case” analysis, this EA

³ Please note that growth-inducing effects are not to be construed as necessarily beneficial, detrimental, or of little significance to the environment. This issue is presented to provide additional information on ways in which this project could contribute to significant changes in the environment, beyond the direct consequences of developing the land use concept examined in the preceding sections of this EA.

conservatively assumes that up to three warehouses would relocate above the baseline scenario and those impacts have been analyzed.

- *Would approval of this project involve some precedent-setting action that could encourage and facilitate other activities that could significantly affect the environment?* The proposed project implements the air pollution reduction goals of the 2016 AQMP. The 2016 AQMP contains a variety of control measures, which include Facility-Based Mobile Source Measures (FBMSMs), also known as indirect source rules (ISR). While the proposed project would be the first ISR in the South Coast AQMD region, except for the employee commute reduction Rule 2202, it is not the first ISR in the state.⁴ Additionally, because the proposed project is implementing the FBMSM of the 2016 AQMP, specifically Control Measure MOB-03, outlined in the 2016 AQMP, the proposed project would not involve a precedent-setting action.

6.6 RELATIONSHIP BETWEEN SHORT-TERM AND LONG-TERM ENVIRONMENTAL GOALS

CEQA documents are required to explain and make findings about the relationship between short-term uses and long-term productivity (CEQA Guidelines Section 15065(a)(2)). An important consideration when analyzing the effects of a proposed project is whether it will result in short-term environmental benefits to the detriment of achieving long-term goals or maximizing productivity of these resources.

Implementation of the proposed project is not expected to achieve short-term goals at the expense of long-term environmental productivity or goal achievement. The proposed project is part of the long-range emissions reduction strategy outlined in the 2016 AQMP. The proposed project implements the FBMSM of the 2016 AQMP, specifically Control Measure MOB-03. The proposed project will facilitate the reduction of NO_x and PM, including DPM, within South Coast AQMD's jurisdiction, and emission reductions associated with warehouses and the mobile sources attracted to applicable warehouses in order to assist in meeting state and federal air quality standards for ozone and fine particulate matter. Implementation of the proposed project is expected to result in NO_x and PM, including DPM, emissions reductions and reduced associated public health impacts from warehouse activities which will vary depending upon the implementation measures employed. The proposed project would also implement PR 316, which would establish a mechanism for the collection of administrative fees to be paid by warehouses subject to PR 2305 to recover South Coast AQMD administrative costs associated with the review of various notifications, Custom WAIRE Plan evaluation, reports and mitigation fees, as well as compliance activities such as onsite inspections. Implementing the proposed project does not narrow the range of beneficial uses of the environment.

⁴ The San Joaquin Valley Unified Air Pollution Control District adopted Rule 9510 (Indirect Source Review) and Rule 3180 (Administrative Fees for Air Impact Assessment Applications) Source Review in December 2005. (State Clearinghouse No. 2005111027)

APPENDICES

Appendix A1: Proposed Rule 2305

Appendix A2: Proposed Rule 316

Appendix B: Initial Study/ Notice of Preparation

Appendix C: NOP/IS Comments and Responses

Appendix D: CalEEMod® Files and Assumptions

Appendix E: Letters Received on the Draft EA and Responses to Comments

APPENDIX A1

Proposed Rule 2305

In order to save space and avoid repetition, please refer to the latest version of PR 2305 located elsewhere in the Governing Board Package (meeting date May 7, 2021). The version of PR 2305 that was circulated with the Draft EA and released on January 26, 2021 for a 45-day public review and comment period ending on March 12, 2021 was identified as Proposed Rule 2305 (Version 1/15/2021) which is available from South Coast AQMD's website at: <http://www.aqmd.gov/docs/default-source/planning/fbmsm-docs/proposed-rule-2305.pdf>.

Original hard copies of the Draft EA, which include the draft version of the proposed rule listed above can be obtained by contacting the Public Information Center by phone at (909) 396-2001 or by email at PICrequests@aqmd.gov.

APPENDIX A2

Proposed Rule 316

In order to save space and avoid repetition, please refer to the latest version of PR 316 located elsewhere in the Governing Board Package (meeting date May 7, 2021). The version of PR 316 that was circulated with the Draft EA and released on January 26, 2021 for a 45-day public review and comment period ending on March 12, 2021 was identified as Proposed Rule 316 (Version 1/15/2021) which is available from South Coast AQMD's website at: <http://www.aqmd.gov/docs/default-source/planning/fbmsm-docs/proposed-rule-316.pdf>. Original hard copies of the Draft EA, which include the draft version of the proposed rule listed above can be obtained by contacting the Public Information Center by phone at (909) 396-2001 or by email at PICrequests@aqmd.gov.

APPENDIX B

Initial Study/ Notice of Preparation



South Coast Air Quality Management District

21865 Copley Drive, Diamond Bar, CA 91765-4178
(909) 396-2000 • www.aqmd.gov

SUBJECT: NOTICE OF PREPARATION OF A DRAFT ENVIRONMENTAL ASSESSMENT, INITIAL STUDY, AND OPPORTUNITY FOR PUBLIC COMMENT

PROJECT TITLE: PROPOSED RULE 2305 – WAREHOUSE INDIRECT SOURCE RULE - WAREHOUSE ACTIONS AND INVESTMENTS TO REDUCE EMISSIONS (WAIRE) PROGRAM; AND PROPOSED RULE 316 – FEES FOR REGULATION XXIII

In accordance with the California Environmental Quality Act (CEQA), the South Coast Air Quality Management District (South Coast AQMD), as Lead Agency, has prepared a Notice of Preparation (NOP) of the Draft Environmental Assessment (EA) and Initial Study (IS) to analyze environmental impacts from the project identified above pursuant to its certified regulatory program (Public Resources Code Section 21080.5, CEQA Guidelines Section 15251(l), and South Coast AQMD Rule 110). The NOP/IS includes a project description and analysis of potential adverse environmental impacts that could be generated from the proposed project. The NOP/IS serves two purposes: 1) to solicit information on the scope of the environmental analysis for the proposed project, and 2) to notify public agencies and the public that the South Coast AQMD will prepare a Draft EA to further assess potential adverse environmental impacts that may result from implementing the proposed project.

This letter, the attached NOP and the attached IS are not South Coast AQMD applications or forms requiring a response from you. Their purpose is simply to provide information to you on the above project. If the proposed project has no bearing on you or your organization, no action on your part is necessary. The IS and other relevant documents may be obtained by calling the South Coast AQMD Public Information Center at (909) 396-2001 or accessing the South Coast AQMD's website at: <http://www.aqmd.gov/home/library/documents-support-material/lead-agency-scaqmd-projects>.

Comments focusing on your area of expertise, your agency's area of jurisdiction, if applicable, or issues relative to the environmental analysis for the proposed project will be accepted during a 32-day public review and comment period beginning Friday, November 13, 2020 and ending at 5:00 p.m. on Tuesday, December 15, 2020. **Please send any comments relative to the CEQA analysis in the IS to Ryan Bañuelos (c/o CEQA) at the address shown above. Comments can also be sent via email to rbanuelos@aqmd.gov, facsimile to (909) 396-3982.** Please include the name and phone number of the contact person for your organization. Questions regarding the proposed rule language should be directed to Victor Juan at (909) 396-2374 or by email to vjuan@aqmd.gov.

Because the proposed project may have statewide, regional, or areawide significance, a CEQA scoping meeting is required pursuant to Public Resources Code Section 21083.9(a)(2). The CEQA scoping meeting will be held via video conferencing and by telephone on December 2, 2020 at 1:30 PM. PR 2305 and PR 316 are scheduled to be considered for adoption at the Governing Board Meeting (Public Hearing) on March 5, 2021 at 9:00 a.m. This date is subject to change. Meeting agendas, which include details on how the public can participate electronically, are posted at least 72 hours prior to the meeting and are available from South Coast AQMD's website at: <http://www.aqmd.gov/home/newsevents/meeting-agendas-minutes>.

Date: November 12, 2020

Signature:

Barbara Radlein
Program Supervisor, CEQA
Planning, Rule Development, and Area Sources
South Coast Air Quality Management District

SOUTH COAST AIR QUALITY MANAGEMENT DISTRICT
21865 Copley Drive, Diamond Bar, CA 91765-4182

NOTICE OF PREPARATION (NOP) OF A DRAFT ENVIRONMENTAL ASSESSMENT (EA), INITIAL STUDY (IS), AND OPPORTUNITY FOR PUBLIC COMMENT

Project Title: Proposed Rule 2305 – Warehouse Indirect Source Rule - Warehouse Actions and Investments to Reduce Emissions (WAIRE) Program; and Proposed Rule 316 – Fees for Regulation XXIII

Project Location: The proposed project may affect existing and new warehouses located throughout the South Coast Air Quality Management District's (South Coast AQMD) jurisdiction, which includes the four-county South Coast Air Basin (all of Orange County and the non-desert portions of Los Angeles, Riverside, and San Bernardino counties), and the Riverside County portion of the Salton Sea Air Basin and the non-Palo Verde, Riverside County portion of the Mojave Desert Air Basin.

Description of Nature, Purpose, and Beneficiaries of Project: The proposed project is comprised of Proposed Rule (PR) 2305, including a mitigation program component, PR 316 to recover administrative costs, and the submittal of PR 2305 into the State Implementation Plan (SIP). PR 2305 has been developed to facilitate local and regional emission reductions associated with existing and new warehouses with an indoor warehouse floor space equal to or greater than 100,000 square feet within a single building and the mobile sources attracted to these warehouses. Under PR 2305, operators of applicable existing and new warehouses would be subject to an annual Warehouse Actions and Investments to Reduce Emissions (WAIRE) Points Compliance Obligation (WPCO) intended to reduce regional and local emissions from warehouse indirect sources. To meet the WPCO, WAIRE Points can be earned by warehouse operators and/or owners by selecting from a menu of implementation measures: 1) acquiring and/or using near-zero emissions (NZE) and zero-emission (ZE) trucks; 2) acquiring and/or using ZE yard trucks; 3) installing and/or using ZE charging/fueling infrastructure (e.g., electric charger, hydrogen fuel station) for cars, trucks, and/or transport refrigeration units; 4) installing and/or using onsite energy systems (e.g., solar panels); and 5) implementing community benefits (e.g., air filters for sensitive receptors). In addition, warehouse operators may apply to earn WAIRE Points through a custom WAIRE Plan specific to their operations that satisfy prescribed performance metrics. WAIRE Points may be earned only for "surplus" actions that go beyond existing state and federal regulations. In lieu of satisfying the WPCO via implementation measures, a warehouse operator may choose to pay an optional mitigation fee to the South Coast AQMD that would be used in a mitigation program to achieve the emissions reductions. Similar to the measures used to earn WAIRE Points, the mitigation program would implement measures such as subsidizing the purchase of NZE and ZE trucks and/or the installation of charging and fueling infrastructure for ZE trucks. The mitigation program would prioritize use of the mitigation fees in areas near the warehouses using this compliance option. Therefore, the environmental impacts associated with the mitigation program are similar to implementation of measures to earn WAIRE Points and are analyzed in this NOP/IS. Implementation of the proposed project is expected to result in emission reductions of nitrogen oxides and particulate matter, including diesel particulate matter and reduced associated public health impacts from warehouse activities which will vary depending upon the implementation measures employed. There may be additional industrial properties and warehouse operators and owners that will only be required to provide reports but will not be required to earn WAIRE Points. PR 2305 will be submitted into the State Implementation Plan. PR 316 has been developed to establish fees to be paid by warehouses subject to PR 2305 to recover South Coast AQMD administrative costs associated with submittal and review of various notifications and reports, custom WAIRE Plan evaluation, and implementing a program using mitigation fees from warehouse operators that chose to pay a mitigation fee, as well as compliance activities such as conducting desktop audits, onsite inspections, and reviewing records. While reducing emissions is an environmental benefit, the NOP/IS identifies potentially significant adverse impacts to the environmental topic areas of air quality and greenhouse gas emissions, energy, and transportation (traffic). Warehouses that will be subject to the proposed project may be identified on lists compiled by the California Department of Toxic Substances Control per Government Code Section 65962.5.

Lead Agency:		Division:		
South Coast Air Quality Management District		Planning, Rule Development and Area Sources		
The NOP/IS is available from South Coast AQMD's website at: http://www.aqmd.gov/home/rules-compliance/ceqa/lead-agency-documents	or by calling:	PR 2305, PR 316, and all supporting documentation are available from South Coast AQMD's website at: http://www.aqmd.gov/home/rules-compliance/rules/scaqmd-rule-book/proposed-rules#2305		
	or by emailing:			
	PICrequests@aqmd.gov			
The Notice of Preparation of the Draft EA and Initial Study is provided to the public through the following:				
<input checked="" type="checkbox"/> Los Angeles Times (November 13, 2020)		<input checked="" type="checkbox"/> South Coast AQMD Mailing List & Interested Parties		
<input checked="" type="checkbox"/> South Coast AQMD Website		<input checked="" type="checkbox"/> South Coast AQMD Public Information Center		
<u>NOP/IS Review Period (32 days):</u> Friday, November 13, 2020 – Tuesday, December 15, 2020				
Scheduled Public Meeting Dates (subject to change): The proposed project may have statewide, regional, or areawide significance; therefore, a CEQA scoping meeting is required (pursuant to Public Resources Code Section 21083.9(a)(2) and CEQA Guidelines Section 15162(d)) and will be held on Wednesday, December 2, 2020 at 1:30 p.m. PR 2305 and PR 316 are scheduled to be considered for adoption at the Governing Board Meeting (Public Hearing) on March 5, 2021 at 9:00 a.m. This date is subject to change. Board meeting agendas, which include details on how the public can participate electronically, are posted at least 72 hours prior to the meeting and are available from South Coast AQMD's website at: http://www.aqmd.gov/home/news-events/meeting-agendas-minutes .				
Send CEQA Comments to:		Phone:	Email:	Fax:
Ryan Bañuelos		(909) 396-3479	rbanuelos@aqmd.gov	(909) 396-3982
Direct Questions on PR 2305 and PR 316 to:		Phone:	Email:	Fax:
Victor Juan		(909) 396-2374	vjuan@aqmd.gov	(909) 396-3324

SOUTH COAST AIR QUALITY MANAGEMENT DISTRICT

Initial Study: Proposed Rule 2305 – Warehouse Indirect Source Rule - Warehouse Actions and Investments to Reduce Emissions (WAIRE) Program; and Proposed Rule 316 – Fees for Regulation XXIII

November 2020

**State Clearinghouse No. TBD
South Coast AQMD No. 11132020RB**

Executive Officer
Wayne Nastri

Deputy Executive Officer
Planning, Rule Development and Area Sources
Philip Fine, Ph.D.

Assistant Deputy Executive Officer
Planning, Rule Development and Area Sources
Susan Nakamura

Assistant Deputy Executive Officer
Planning, Rule Development and Area Sources
Sarah Rees, Ph.D.

Prepared by:
PlaceWorks, Inc.

Reviewed

By:	Ian MacMillan	Planning and Rules Manager
	Victor Juan	Program Supervisor
	Jillian Wong, Ph.D.	Planning and Rules Manager, CEQA
	Barbara Radlein	Program Supervisor, CEQA
	Ryan Bañuelos	Air Quality Specialist, CEQA
	Barbara Baird	Chief Deputy Counsel
	Veera Tyagi	Principal Deputy District Counsel

**SOUTH COAST AIR QUALITY MANAGEMENT DISTRICT
GOVERNING BOARD**

CHAIRMAN: DR. WILLIAM A. BURKE
Speaker of the Assembly Appointee

VICE CHAIRMAN: BEN BENOIT
Council Member, Wildomar
Cities of Riverside County

MEMBERS:

KATHRYN BARGER
Supervisor, Fifth District
County of Los Angeles

LISA BARTLETT
Supervisor, Fifth District
County of Orange

JOE BUSCAINO
Council Member, 15th District
City of Los Angeles Representative

MICHAEL A. CACCIOTTI
Council Member, South Pasadena
Cities of Los Angeles County/Eastern Region

VANESSA DELGADO
Senate Rules Committee Appointee

GIDEON KRACOV
Governor's Appointee

LARRY MCCALLON
Mayor, Highland
Cities of San Bernardino County

JUDITH MITCHELL
Council Member, Rolling Hills Estates
Cities of Los Angeles County/Western Region

V. MANUEL PEREZ
Supervisor, Fourth District
County of Riverside

CARLOS RODRIGUEZ
Council Member, Yorba Linda
Cities of Orange County

JANICE RUTHERFORD
Supervisor, Second District
County of San Bernardino

EXECUTIVE OFFICER:

WAYNE NASTRI

TABLE OF CONTENTS

	Page No.
CHAPTER 1 – PROJECT DESCRIPTION	
Introduction	1-1
California Environmental Quality Act.....	1-4
Project Location	1-5
Project Background.....	1-7
Air Quality Regulatory Environment.....	1-12
Project Description.....	1-16
Alternatives	1-38
CHAPTER 2 – ENVIRONMENTAL CHECKLIST	
Introduction	2-1
General Information.....	2-1
Environmental Factors Potentially Affected.....	2-3
Determination	2-4
Environmental Checklist and Discussion	2-5
References	R-1
APPENDICES	
Appendix A: Proposed Rule 2305 – Warehouse Indirect Source Rule - Warehouse Actions and Investments to Reduce Emissions (WAIRE) Program	
Appendix B: Proposed Rule 316 – Fees for Regulation XXIII	
LIST OF TABLES	
Table 1-1: Expected Number of Warehouses and Industrial Properties Subject to PR 2305.....	1-7
Table 1-2: PE 2305 First Annual WAIRE Report Dates.....	1-38
Table 2-1: PR 2305 Compliance Options with Potential Physical Activities and Environmental Impacts	2-6
Table 2-2: South Coast AQMD Air Quality Significance Thresholds.....	2-14
Table 2-3: Noise Levels from Anticipated Construction Noise Sources	2-51
LIST OF FIGURES	
Figure 1-1: Southern California Air Basins and South Coast AQMD’s Jurisdiction.....	1-6
Figure 1-2: NOx Emission Reductions Needed to Achieve Federal 8-Hour Ozone NAAQS.....	1-8
Figure 1-3: 2023 NOx Baseline Inventory	1-9
Figure 1-4: Total Square Footage of Building Potentially Covered by PR 2305 by County in South Coast AQMD.....	1-10
Figure 1-5a: Key Existing Regulations that Address Air Quality Impacts from Warehouses	1-13
Figure 1-5b: Potential Upcoming Regulations that would Reduce Air Quality Impacts from Warehouses.....	1-14
Figure 1-6: 2031 Emission Reduction Targets in CARB Mobile Source Strategy.....	1-15
Figure 1-7: Warehouses ≥100,000 Square Feet in the South Coast AQMD Jurisdiction...	1-33

ACRONYMS

3PL	Third-party logistics provider
AB	Assembly Bill
AQMP	Air Quality Management Plan
ALUC	Airport Land Use Commission
ARA	Air Resource Advisors
ATCM	Airborne Toxic Control Measure
BAER	Burned Area Emergency Response
BCO	Beneficial Cargo Owner
BMPs	Best management practices
CAA	Federal Clean Air Act
CARB	California Air Resources Board
CalEPA	California Environmental Protection Agency
CALGreen	California Green Building Standards Code
CAL FIRE	California Department of Forestry and Fire Protection
CAP	Criteria air pollutant
CBC	California Building Code
CCAA	California Clean Air Act
CEQA	California Environmental Quality Act
CFC	California Fire Code
CGP	Construction General Permit
CHE	Cargo handling equipment
CO	Carbon monoxide
CPUC	California Public Utilities Commission
CWA	Clean Water Act
dba	Decibel
DECS	Diesel emission control strategy

DPM	Diesel particulate matter
EA	Environmental Assessment
EAP	Emergency Action Plans
EWP	Emergency Watershed Protection
FBMSM	Facility-Based Mobile Source Measure
FEMA	Federal Emergency Management Agency
FHSZ	Fire Hazard Severity Zones
FIRM	Federal Insurance Rate Map
FY	Fiscal year
GHG	Greenhouse gas
GSAs	Groundwater Sustainability Agencies
GSE	Ground support equipment
GVWR	Gross vehicle weight rating
IS	Initial Study
ISR	Indirect Source Rule
IWMP	Integrated Waste Management Plan
LID	Low impact development
LRA	Local responsibility areas
MY	Model year
NAAQS	National Ambient Air Quality Standards
NAHC	Native American Heritage Commission
NHTSA	National Highway Traffic Safety Administration
NPDES	National Pollution Discharge Elimination System
NO ₂	Nitrogen dioxide
NOP	Notice of Preparation
NO _x	Oxides of nitrogen

NRCS	National Resource Conservation Service
NZE	Near-zero emissions
O ₃	Ozone
OSHA	Occupational Safety and Health Administration
PR	Proposed Rule
PM	Particulate matter
PM _{2.5}	Particulate matter with an aerodynamic diameter of 2.5 microns or less
PM ₁₀	Particulate matter with an aerodynamic diameter of 10 microns or less
RCRA	Resource Conservation and Recovery Act
RPS	Renewables Portfolio Standard
RWQCB	Regional Water Quality Control Board
SB	Senate Bill
SIP	State Implementation Plan
SGMA	Sustainable Groundwater Management Act
SQFT	Square feet
SOON	Surplus Off-Road Opt-In for NO _x
South Coast AQMD	South Coast Air Quality Management District
SO _x	Oxides of sulfur
SRA	State responsibility area
SWPPP	Stormwater Pollution Prevention Plan
TAC	Toxic air contaminant
TRU	Transport refrigeration unit
U.S. EPA	United States Environmental Protection Agency
U.S. FS	United States Forest Service
UST	Underground storage tank
VMT	Vehicle miles traveled

VOC	Volatile organic compounds
WAIRE	Warehouse Actions and Investments to Reduce Emissions
WATTs	Weighted annual truck trips
WFAQRP	Wildland Fire Air Quality Response Program
WPCO	Warehouse Points Compliance Obligation
WQMP	Water Quality Management Plan
ZE	Zero emissions

CHAPTER 1

PROJECT DESCRIPTION

Introduction

California Environmental Quality Act

Project Location

Project Background

Air Quality Regulatory Environment

Project Description

Alternatives

INTRODUCTION

The purpose of the Notice of Preparation (NOP) of a Draft Environmental Assessment (EA) and Initial Study (IS) is to evaluate the potential adverse environmental impacts associated with the proposed project, which includes Proposed Rule 2305 – Warehouse Indirect Source Rule - Warehouse Actions and Investments to Reduce Emissions (WAIRE) Program and Proposed Rule 316 – Fees for Regulation XXIII. The proposed project may affect existing and new warehouses located throughout the South Coast Air Quality Management District (South Coast AQMD) jurisdiction, which includes the four-county South Coast Air Basin (SCAB) (all of Orange County and the non-desert portions of Los Angeles, Riverside and San Bernardino counties), and the Riverside County portion of the Salton Sea Air Basin (SSAB) and the non-Palo Verde, Riverside County portion of the Mojave Desert Air Basin (MDAB). The proposed project is described in more detail under Project Description.

The California Legislature created the South Coast AQMD in 1977¹ as the agency responsible for developing and enforcing air pollution control rules and regulations in the SCAB and portions of the SSAB and MDAB. In 1977, amendments to the federal Clean Air Act (CAA) included requirements for submitting State Implementation Plans (SIPs) for nonattainment areas that failed to meet all federal ambient air quality standards (CAA Section 172), and similar requirements exist in state law (Health and Safety Code Section 40462). The federal CAA was amended in 1990 to specify attainment dates and SIP requirements for ozone, carbon monoxide (CO), nitrogen dioxide (NO₂), and particulate matter (PM) with an aerodynamic diameter of less than 10 microns (PM₁₀). In 1997, the United States Environmental Protection Agency (U.S. EPA) promulgated ambient air quality standards for particulate matter with an aerodynamic diameter less than 2.5 microns (PM_{2.5} or fine particulate matter). U.S. EPA is required to periodically update the national ambient air quality standards (NAAQS).

In addition, the California Clean Air Act (CCAA), adopted in 1988, requires the South Coast AQMD to achieve and maintain state ambient air quality standards for ozone, CO, sulfur dioxide (SO₂), and NO₂ by the earliest practicable date (Health and Safety Code Section 40910). The CCAA also requires a three-year plan review, and, if necessary, an update to the SIP. The CCAA requires air districts to achieve and maintain state standards by the earliest practicable date and for extreme non-attainment areas, to include all feasible measures pursuant to Health and Safety Code Sections 40913, 40914, and 40920.5. While not defined in this part of the Health and Safety Code, the term “feasible” is defined in the California Environmental Quality Act (CEQA) Guidelines² Section 15364, as a measure “capable of being accomplished in a successful manner within a reasonable period of time, taking into account economic, environmental, legal, social, and technological factors.”

By statute, the South Coast AQMD is required to adopt an air quality management plan (AQMP) demonstrating compliance with all federal and state ambient air quality standards for the areas under the jurisdiction of the South Coast AQMD³. Furthermore, the South Coast AQMD must adopt rules and regulations that carry out the AQMP⁴. The AQMP is a regional blueprint for how

¹ The Lewis-Presley Air Quality Management Act, 1976 Cal. Stats., Ch. 324 (codified at Health and Safety Code Section 40400-40540).

² The CEQA Guidelines are codified at Title 14 California Code of Regulations Section 15000 *et seq.*

³ Health and Safety Code Section 40460(a).

⁴ Health and Safety Code Section 40440(a).

the South Coast AQMD will achieve air quality standards and healthful air and the 2016 AQMP⁵ contains multiple goals promoting reductions of criteria air pollutants, greenhouse gases (GHGs), and toxic air contaminants (TACs). In particular, the 2016 AQMP states both oxides of nitrogen (NOx) and volatile organic compound (VOC) emissions need to be reduced to meet air quality standards, with emphasis that NOx emission reductions are more effective to reduce the formation of ozone and PM2.5. Ozone is a criteria pollutant shown to adversely affect human health and is formed when VOCs react with NOx in the atmosphere. NOx is a precursor to the formation of ozone and PM2.5.

To meet air pollution reduction goals, the 2016 AQMP contains a variety of control measures, which include Facility-Based Mobile Source Measures (FBMSMs), also known as indirect source measures or rules. An indirect source rule (ISR) is distinct from a traditional air pollution control regulation that focus on stationary equipment in that ISR focuses on reducing emissions from the vehicles associated with a facility rather than emissions from a facility itself.⁶ PR 2305 is an indirect source rule that South Coast AQMD can adopt under the authority of Health and Safety Code Sections 40716(a)(1) and 40440. The primary goal of the FBMSMs is to reduce NOx emissions as one of many local, state, and federal strategies to meet the 8-hour ozone NAAQS. NOx is locally and regionally important due to its involvement in the photochemical formation of ozone and fine particulate matter. Mobile sources associated with goods movement make up about 52% of all NOx emissions in the SCAB.⁷ PR 2305 will also reduce diesel particulate matter (DPM), which is a toxic air contaminant and a component of fine particulate matter. The emission reductions from PR 2305 will contribute to meeting commitments for reducing NOx and PM2.5 in the SIP.

The FBMSMs are concentrated on the four sectors of the goods movement industry: commercial marine ports, rail yards, warehouse distribution centers, and commercial airports. Of these FBMSMs, Control Measure MOB-03 – Emission Reductions at Warehouse Distribution Centers, committed to exploring how to achieve emission reductions from this sector. As such, South Coast AQMD staff has developed Proposed Rule (PR) 2305 – Warehouse Indirect Source Rule - Warehouse Actions and Investments to Reduce Emissions (WAIRE) Program, to implement Control Measure MOB-03.

If adopted, PR 2305 would be applicable to any existing or new warehouse located in the South Coast AQMD jurisdiction with an indoor warehouse floor space equal to or greater than 100,000 square feet within a single building that may be used for warehousing activities by one or more warehouse operators. Under PR 2305, operators of applicable warehouses would be subject to an annual WAIRE Points Compliance Obligation (WPCO). WAIRE Points can be earned by warehouse operators and/or owners by selecting from the following implementation measures in the WAIRE Menu: 1) acquiring and/or using near-zero emissions (NZE) and zero-emission (ZE) trucks; 2) acquiring and/or using ZE yard trucks; 3) installing and/or using ZE charging/fueling infrastructure (e.g., electric charger, hydrogen fuel station) for cars, trucks, and/or transport refrigeration units (TRUs); 4) installing and/or using onsite energy systems (e.g., solar panels); and 5) installing high-efficiency filters or filter systems in residences, schools, daycares, hospitals,

⁵ South Coast AQMD, Final 2016 Air Quality Management Plan, March 2017. <https://www.aqmd.gov/home/air-quality/clean-air-plans/air-quality-mgt-plan/final-2016-aqmp>

⁶ South Coast AQMD, Final 2016 Air Quality Management Plan, March 2017. <https://www.aqmd.gov/home/air-quality/clean-air-plans/air-quality-mgt-plan/final-2016-aqmp>

⁷ SCAG 2020 Regional Transportation Plan. Accessed Oct. 7, 2020. https://www.connectsocial.org/Documents/Adopted/fConnectSoCal_Goods-Movement.pdf#page=4

or community centers. In addition, warehouse operators may apply to earn WAIRE Points through a custom WAIRE Plan specific to their operations that satisfy prescribed performance metrics. Custom WAIRE Plans could include measures like installing offsite fueling/charging infrastructure or implementing new onsite practices to reduce air quality impacts from electricity consumption (such as installing and operating battery storage, or energy management systems to shift when electricity is used).

WAIRE Points may be earned only for “surplus” actions that go beyond existing state and federal regulations. In lieu of satisfying the WPCO via implementation measures, a warehouse operator may choose to pay an optional mitigation fee to the South Coast AQMD that would be used in a mitigation program to achieve the emissions reductions. Similar to the measures used to earn WAIRE Points, the mitigation program would implement measures such as subsidizing the purchase of NZE and ZE trucks and/or the installation of charging and fueling infrastructure for ZE trucks. The mitigation program would prioritize use of the mitigation fees in areas near the warehouses using this compliance option. Therefore, the environmental impacts associated with the mitigation program are similar to implementation of measures to earn WAIRE Points and are analyzed in this NOP/IS.

In addition, South Coast AQMD staff has developed PR 316 – Fees for Regulation XXIII, to accompany PR 2305, to establish an annual fee to be paid by warehouses subject to PR 2305 to recover South Coast AQMD administrative costs associated with submittal and review of various notifications and reports, custom WAIRE Plan evaluation, implementing an incentive program using fees from warehouse operators that chose to pay a mitigation fee, as well as compliance activities such as conducting desktop audits, onsite inspections, and reviewing records. Although PR 316 is statutorily exempt from CEQA, to avoid confusion the CEQA analysis will consider any potential environmental impacts from this proposed rule as part of the project.

Implementation of the proposed project is expected to result in NO_x and PM, including DPM, emission reductions and reduced associated public health impacts from warehouse activities which will vary depending upon the implementation measures employed. Estimated emission benefits from this project, including any that are creditable towards the SIP, will be included in the Environmental Assessment.

CALIFORNIA ENVIRONMENTAL QUALITY ACT

The California Environmental Quality Act (CEQA), Public Resources Code Section 21000 *et seq.* and CEQA Guidelines which are codified at Title 14 California Code of Regulations, Section 15000 *et seq.*, requires all potential adverse environmental impacts of proposed projects be evaluated and methods to reduce or avoid identified significant adverse environmental impacts of these projects be implemented, if feasible. The purpose of the CEQA process is to inform decision makers, public agencies, and interested parties of potential adverse environmental impacts that could result from implementing a proposed project and to identify feasible mitigation measures or alternatives, when an impact is significant.

Public Resources Code Section 21080.5 allows public agencies with regulatory programs to prepare a plan or other written documents in lieu of a Negative Declaration or Environmental Impact Report once the secretary of the resources agency has certified the regulatory program. The South Coast AQMD's regulatory program was certified by the secretary of resources agency on March 1, 1989. [CEQA Guidelines Section 15251(l)]. In addition, the South Coast AQMD adopted Rule 110 – Rule Adoption Procedures to Assure Protection and Enhancement of the Environment, which implements the South Coast AQMD's certified regulatory program. Under the certified regulatory program, the South Coast AQMD typically prepares an Environmental Assessment (EA) to evaluate the environmental impacts for rule projects proposed for adoption or amendment. The EA is a substitute CEQA document (CEQA Guidelines Section 15252), prepared either in lieu of a Negative Declaration for a project with no significant impacts or in lieu of an Environmental Impact Report for a project with potentially significant adverse impacts, pursuant to the South Coast AQMD's Certified Regulatory Program. The EA is also a public disclosure document intended to: 1) provide the lead agency, responsible agencies, decision makers and general public with information on the environmental impacts of the proposed project; and, 2) be used as a tool by decision makers to facilitate decision making on the proposed project.

The proposed adoption of PR 2305, and PR 316 is a discretionary action subject to South Coast AQMD Governing Board consideration, which has the potential for resulting in direct or indirect change to the environment and, therefore, is considered a “project” as defined by CEQA. [CEQA Guidelines Section 15378]. While PR 316 would individually qualify for a statutory exemption under CEQA Guidelines Section 15273 – Rates, Tolls, Fares, and Charges, it is being included as part of the project description for clarity and to give a complete description of the proposed project. The lead agency is the “public agency that has the principal responsibility for carrying out or approving a project that may have a significant effect upon the environment.” [Public Resources Code Section 21067]. Since the South Coast AQMD Governing Board has the primary responsibility for approving the entire project as a whole, the South Coast AQMD is the most appropriate public agency to act as lead agency for the proposed project. [CEQA Guidelines Section 15051(b)].

The first step of the EA process is to prepare a Notice of Preparation (NOP) with an Initial Study (IS) that includes an Environmental Checklist and project description. The Environmental Checklist provides a standard evaluation tool to identify a project's adverse environmental impacts. The NOP/IS is also intended to provide information about the proposed project to other public agencies and interested parties prior to the release of the Draft EA for public review and comment.

PR 2305 is anticipated to result in NO_x and PM, including DPM, emissions reductions because its implementation would accelerate transition to near zero and zero emissions vehicles and equipment. However, it is not possible to quantify the magnitude of emissions benefits at this

preliminary state. While implementation is expected to result in NO_x and PM, including DPM, emission reductions in order to assist in meeting state and federal air quality standards for ozone and fine particulate matter (an environmental benefit), the proposed project also has the potential to generate potentially significant adverse environmental impacts to the environmental topic areas of air quality and greenhouse gas emissions, energy, and transportation (traffic). Thus, in accordance with CEQA Guidelines Section 15063, this IS identifies these potential adverse effects.

This NOP/IS is being released and circulated for a 32-day public review and comment period from November 13, 2020 to December 15, 2020. Written comments received during the public comment period on the scope of the environmental analysis presented in the NOP/IS will be considered when preparing the Draft EA and included in an appendix of the Draft EA, along with responses to comments.

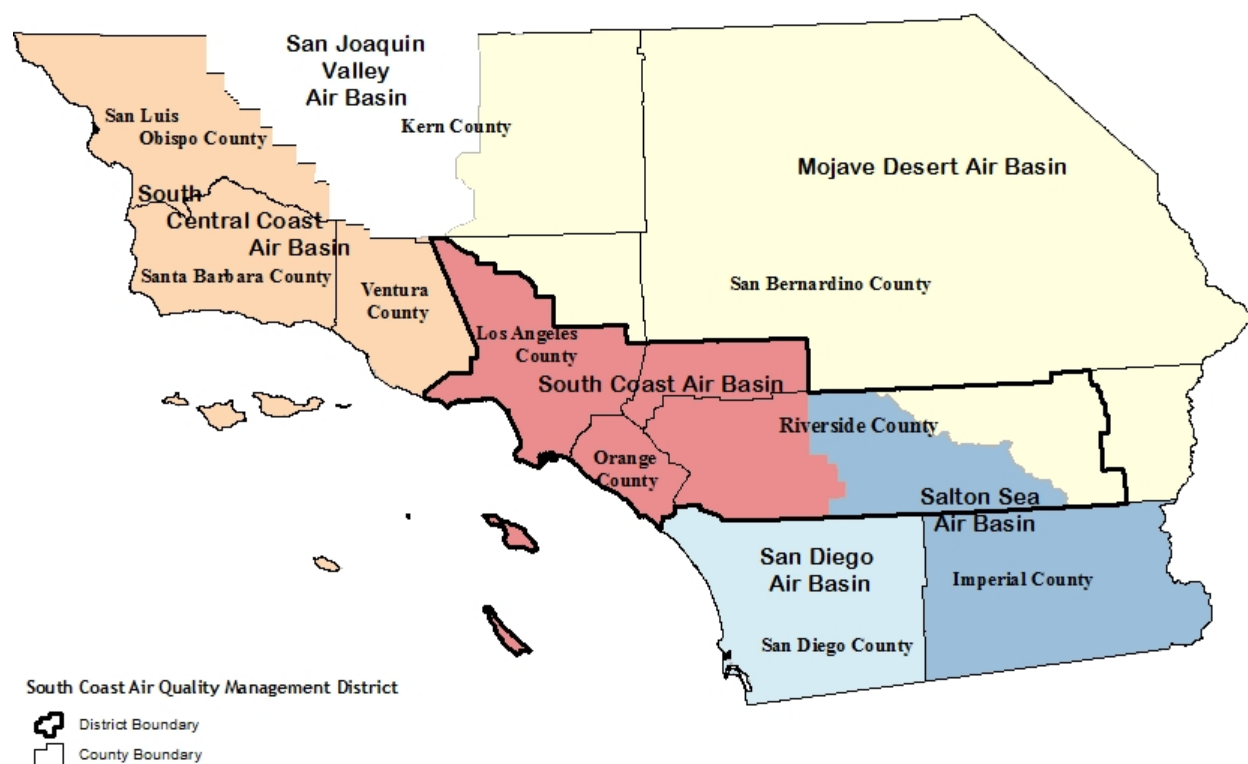
Because the proposed project may have statewide, regional, or areawide significance, a CEQA scoping meeting is required pursuant to Public Resources Code Section 21083.9(a)(2) and will be held on December 2, 2020 at 1:30 p.m. South Coast AQMD staff recognizes the challenges businesses and other stakeholders are experiencing due to COVID-19 and seeks to be consistent with Governor Newsom's Executive Order N-29-20 (March 18, 2020). To ensure South Coast AQMD is practicing safe social distancing, the CEQA scoping meeting will only be conducted remotely via video conference and teleconference (Zoom) which can be accessed via an internet-connected digital device or a telephone. Any comments made at the CEQA scoping meeting relative to the proposed project along with responses to the CEQA-related comments will be included in an appendix of the Draft EA. Further, pursuant to CEQA Guidelines Section 15252, since significant adverse impacts have been identified, an alternatives analysis along with mitigation measures are required and will be included in the Draft EA.

Prior to making a decision on the adoption of the proposed project, the South Coast AQMD Governing Board must review and certify the Final EA, including responses to comments, as providing adequate information on the potential adverse environmental impacts that may occur as a result of adopting the proposed project.

PROJECT LOCATION

The South Coast AQMD has jurisdiction over an area of approximately 10,743 square miles, consisting of the four-county SCAB (all of Orange County and the non-desert portions of Los Angeles, Riverside and San Bernardino counties), and the Riverside County portion of the SSAB and the non-Palo Verde, Riverside County portion of the MDAB. The SCAB is a subarea of South Coast AQMD's jurisdiction, it is bounded by the Pacific Ocean to the west and the San Gabriel, San Bernardino, and San Jacinto mountains to the north and east. SCAB includes all of Orange County and the non-desert portions of Los Angeles, Riverside, and San Bernardino counties. The Riverside County portion of the SSAB is bounded by the San Jacinto Mountains in the west and spans eastward up to the Palo Verde Valley. A federal nonattainment area (known as the Coachella Valley Planning Area) is a subregion of Riverside County and the SSAB that is bounded by the San Jacinto Mountains to the west and the eastern boundary of the Coachella Valley to the east (see Figure 1-1).

Figure 1-1
Southern California Air Basins and South Coast AQMD's Jurisdiction



The proposed project applies to qualifying-sized warehouses located within the South Coast AQMD's jurisdiction (see Table 1-1). Some properties may only be required to satisfy reporting requirements in PR 2305 as the information contained within existing databases may not be sufficient to determine if the property is currently used for warehousing, or if warehousing activities are conducted in areas above rule thresholds. Because the warehousing industry is dynamic, the number of regulated entities is expected to change year to year as more warehouses are constructed, or as operations change at existing warehouses.

Table 1-1 Expected Number of Warehouses and Industrial Properties Subject to PR 2305

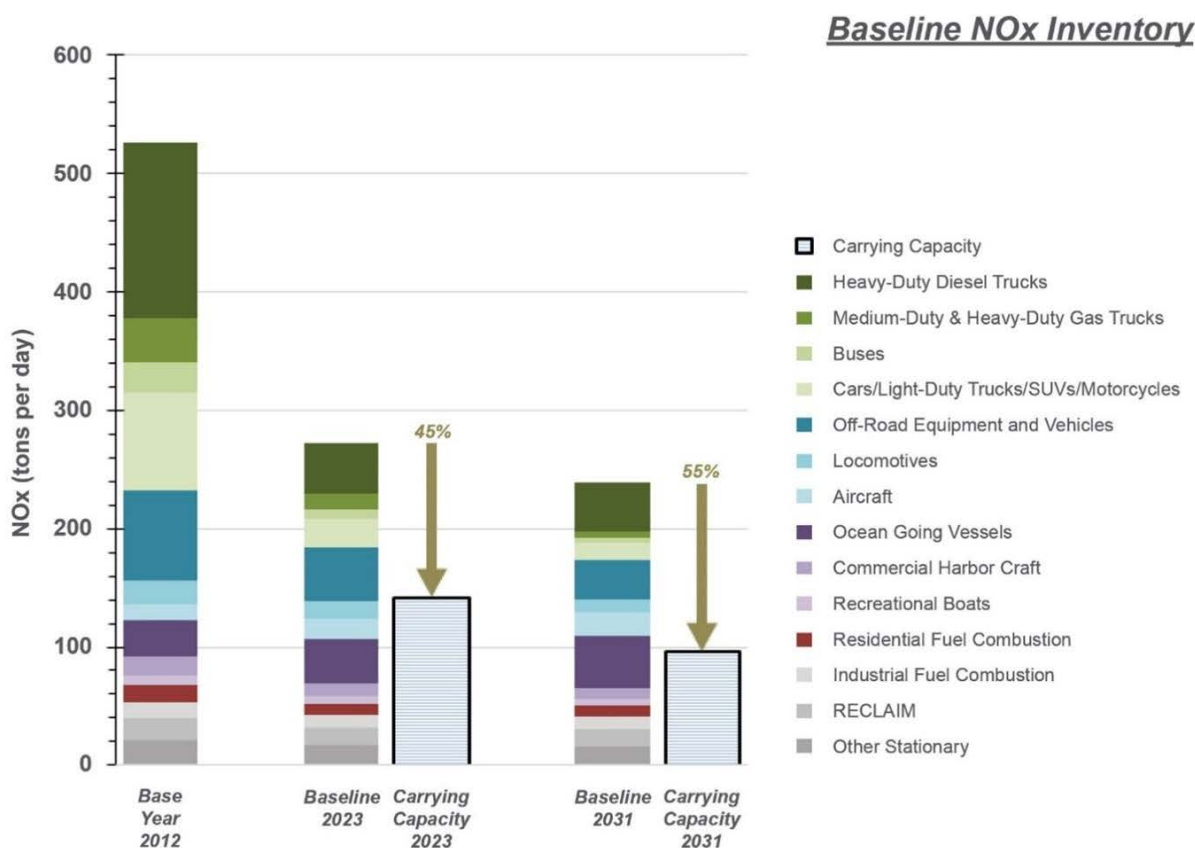
County	Total Number of Industrial Properties Anticipated to be Subject to PR 2305	Total Number of Warehouses Likely Required to Earn WAIRE Points	Total Number of Warehouses and Industrial Properties Likely Only Subject to PR 2305 Reporting Requirements
Los Angeles	1,635	1,392	243
Orange	398	325	73
Riverside	406	365	41
San Bernardino	881	820	61
Total	3,320	2,902	418

PROJECT BACKGROUND

In response to historical and ongoing exceedances of state and federal ambient air quality standards for PM₁₀, PM_{2.5}, and ozone, South Coast AQMD has adopted a series of AQMPs with the most recent 2016 AQMP adopted in March 2017. The 2016 AQMP evaluated new implementation strategies and control measures to achieve emission reductions to demonstrate how the region will meet federal air quality standards for ozone and fine particulate matter. The 2016 AQMP states both NO_x and VOC emissions need to be addressed, emphasizing NO_x emission reductions are more effective to reduce ozone and fine particulate matter formation. DPM is a component of fine particulate matter.

The 2016 AQMP includes potential regulatory control options to achieve multiple air quality goals. The primary goal of the 2016 AQMP is to reduce NO_x emissions as one of many local, state, and federal strategies to meet the 8-hour ozone NAAQS. If these standards are met, then all other federal ozone and PM standards should be achieved. In order to meet these air quality standards, total NO_x emissions in the SCAB must be reduced by approximately 45 percent beyond baseline 2023 levels, and 55 percent beyond baseline 2031 levels (see Figure 1-2).

Figure 1-2
NOx Emission Reductions Needed to Achieve Federal 8-Hour Ozone NAAQS



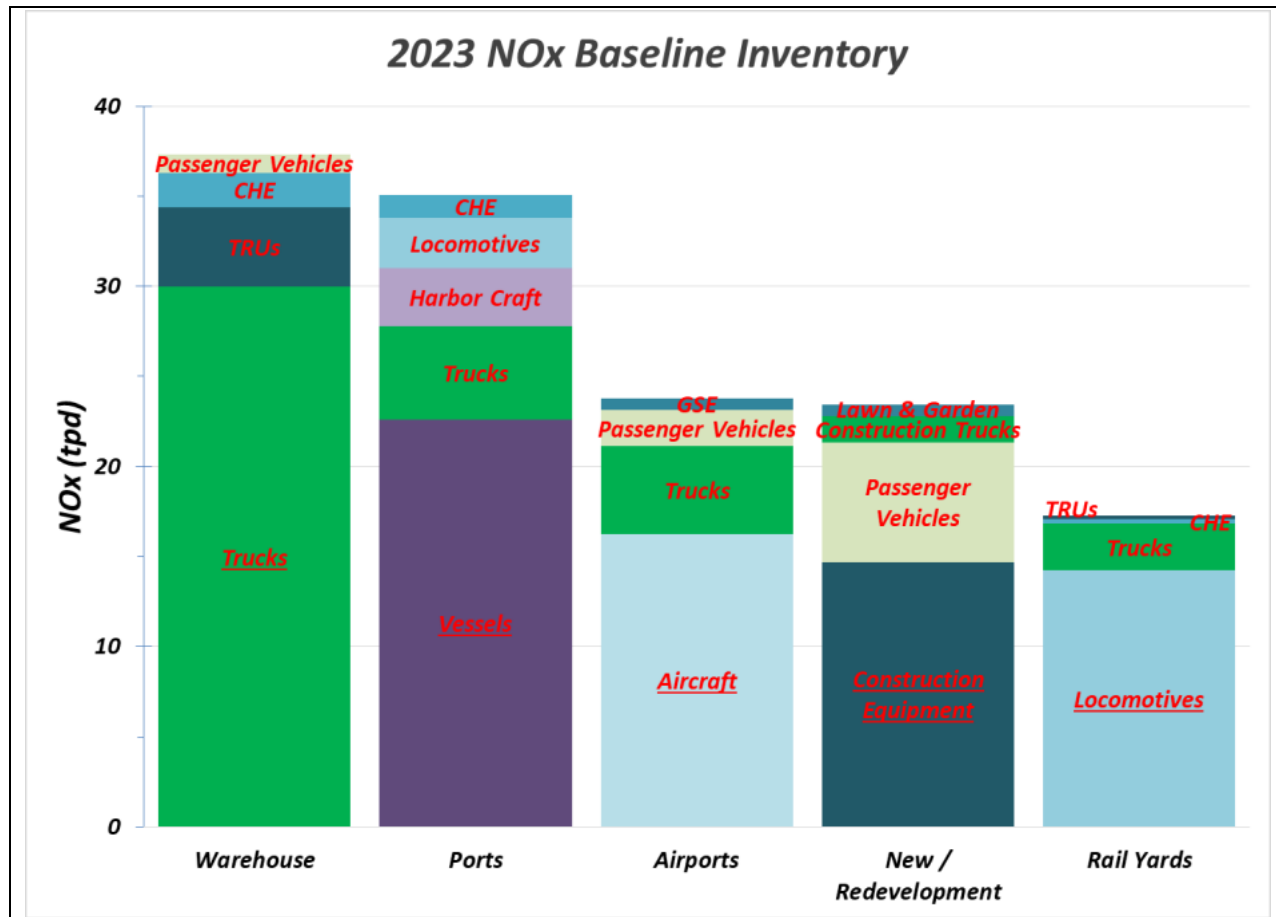
Source: South Coast AQMD, 2016 Air Quality Management Plan, Potential Strategies for Facility-Based Mobile Source Measures, May 4, 2018, Figure 1-1, page 1-1, <http://www.aqmd.gov/docs/default-source/Agendas/Governing-Board/2018/2018-may4-032.pdf>.

To meet air pollution reduction goals, the 2016 AQMP contains FBMSMs to reduce NOx emissions from mobile sources utilized as part of the goods movement industry as one of many local, state, and federal strategies to meet the 8-hour ozone NAAQS⁸. The FBMSMs were focused on four sectors of the goods movement industry: commercial marine ports, rail yards and intermodal facilities, warehouse distribution centers, and commercial airports.

To assist in identifying potential areas of opportunity for emission reductions, South Coast AQMD developed preliminary NOx emission inventories for each facility sector included that could be affected by FBMSMs. Figure 1-3 presents the estimated NOx emission baseline inventory by source for each FBMSM sector. Each bar in Figure 1-3 is not mutually exclusive from another bar. For example, trucks may travel from a port to a warehouse, or from a warehouse to a railway.

⁸ NOx is locally and regionally important due to its involvement in the photochemical formation of ozone and fine PM.

Figure 1-3
2023 NOx Baseline Inventory



Source: South Coast AQMD, 2016 Air Quality Management Plan, Potential Strategies for Facility-Based Mobile Source Measures, May 4, 2018, page 2-2, <http://www.aqmd.gov/docs/default-source/Agendas/Governing-Board/2018/2018-may4-032.pdf>.

Warehouse Distribution Centers

The 2016 AQMP included Control Measure MOB-03 – Emission Reductions at Warehouse Distribution Centers which required the assessment and identification of potential actions to reduce emissions associated with mobile sources operating in and out of warehouse distribution centers.⁹

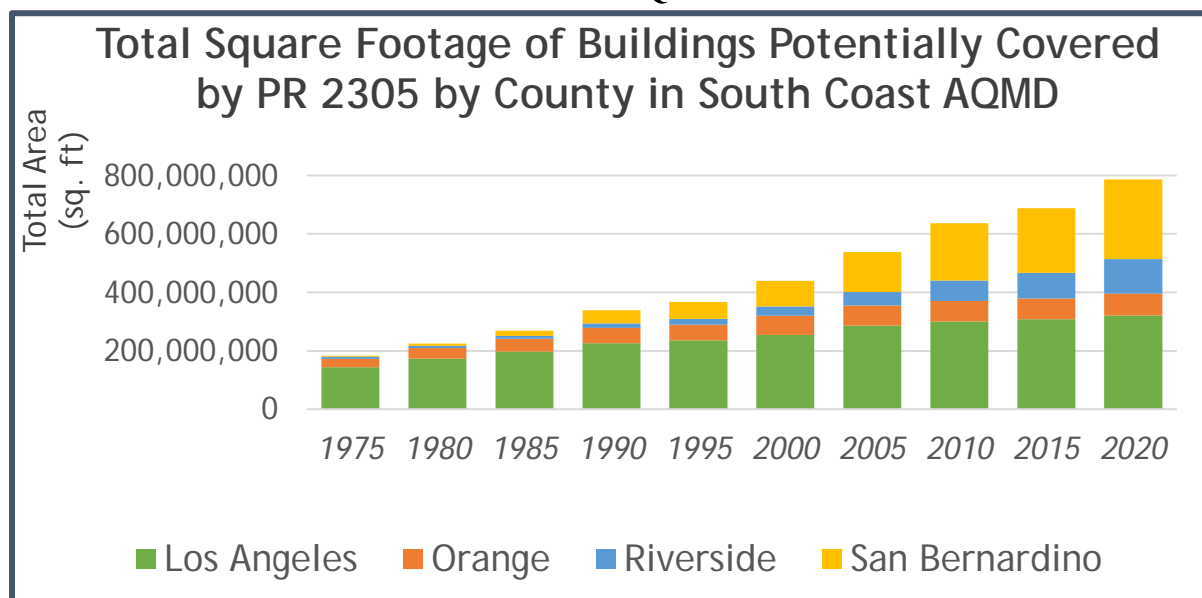
Distribution centers and/or warehouses are facilities that serve as a distribution point for the transfer of goods and have a variety of emission sources. In particular, depending on the size and type, a warehouse distribution center may attract hundreds of diesel trucks each day which deliver, load, and/or unload goods, often operating seven days a week. Further, if the warehouse distribution center needs to transport perishable goods which require refrigeration, the trucks are equipped with diesel-fueled TRUs. In addition, diesel-fueled cargo handling equipment (CHE) such as yard tractors are utilized to move goods throughout the warehouse and onto or off of the trucks. Lastly, warehouse employees commute trips via gasoline or diesel-fueled passenger vehicles also contribute to the overall emissions. Thus, emissions from trucks with or without

⁹ South Coast AQMD, Final 2016 Air Quality Management Plan, March 2017. <https://www.aqmd.gov/home/air-quality/clean-air-plans/air-quality-mgt-plan/final-2016-aqmp>

TRUs, CHEs and warehouse employees all contribute to the overall emissions profile associated with warehouse distribution centers.

The estimates presented in Figure 1-3 indicate the majority of NO_x emissions are primarily from heavy-duty diesel trucks. Over the past decade, the capacity and quantity of warehouse distribution centers have been increasing rapidly throughout the region (Figure 1-4), future growth of this sector is projected to continue, with the greatest growth occurring in the Inland Empire (e.g., an additional 15 million square feet per year to the regional building stock).¹⁰

Figure 1-4
Total Square Footage of Building Potentially Covered by PR 2305 by County in South Coast AQMD



Source: South Coast AQMD, Mobile Source Committee Meeting, January 24, 2020, page 8, <http://www.aqmd.gov/docs/default-source/Agendas/Mobile-Source/msc012420.pdf?sfvrsn=26>.

Working Groups

In order to evaluate potential emission reduction strategies for the FBMSMs, including Control Measure MOB-03, South Coast AQMD staff convened FBMSM Working Groups with stakeholders to explore voluntary, collaborative approaches in addition to potential regulatory approaches to reduce emissions from facilities following adoption of the 2016 AQMP. A total of 17 working group meetings for all FBMSMs were held in the first year following the adoption of the 2016 AQMP in March 2017, with three meetings held on June 1, 2017, October 4, 2017, and January 17, 2018 which specifically focused on warehouses.

After considering the recommendations by South Coast AQMD staff on potential voluntary and regulatory strategies developed from the FBMSM Working Group Meetings, the South Coast AQMD Governing Board, at the May 4, 2018 Public Hearing, directed staff to initiate the development of an ISR for warehouses and distribution centers. The Warehouse ISR Working Group was formed to discuss warehouse air quality related issues and to provide feedback on a

¹⁰ South Coast AQMD, March 2, 2018 Board Meeting Agenda, Potential Strategies for Facility-Based Mobile Source Measures Adopted in 2016 AQMP. Accessed on August, 14, 2020. <http://www.aqmd.gov/docs/default-source/Agendas/Governing-Board/2018/2018-mar-2-032.pdf>.

potential ISR approach and ten meetings were held on the following dates: August 1, 2018, August 23, 2018, October 24, 2018, March 22, 2019, August 23, 2019, September 19, 2019, November 13, 2019, December 10, 2019, March 3, 2020, October 9, 2020, and October 30, 2020. Additional working group meetings continue to be held as part of the rule development process. Presentations for the FBMSM and the Warehouse ISR Working Group meetings are available on the South Coast AQMD's website at: <http://www.aqmd.gov/home/air-quality/clean-air-plans/air-quality-mgt-plan/facility-based-mobile-source-measures/fbmsm-mtngs>.

Warehouse ISR

Recognizing the importance of reducing criteria pollutant emissions from facilities that attract mobile emission sources, federal law allows states to adopt indirect source regulations. California law explicitly provides ISR authority to local air districts. [Health and Safety Code Sections 40716(a)(1), 40440]. An indirect source is defined in the Federal CAA as “a facility, building, structure, installation, real property, road, or highway which attracts, or may attract, mobile sources of pollution.” [42 United States Code (USC) Section 7410(a)(5)(C)].

As such, the following potential options for reducing emissions from this source category were discussed in the Warehouse ISR Working Group:

- **Facility Caps:** Allow emissions at each warehouse distribution center to be capped so each warehouse distribution center would have the flexibility to individually determine how to reduce emissions.
- **Local Government Measures:** Local governments may decide to tailor emission reduction strategies to address local needs (e.g., through their land use authority).
- **Clean Fleets Crediting/Banking Program:** Allow clean fleets to generate credits that would be managed through a bank while requiring ISR facilities to regularly purchase and apply the credits to offset emissions from individual warehouse distribution centers.
- **Voluntary Fleet Certification Program:** Allow fleet owners to certify their fleets are cleaner than what would otherwise be required by CARB regulations while requiring facilities to use a prescribed amount of certified fleets.
- **Best Management Practices (BMPs):** Allow facilities to choose from an assortment of BMPs such as utilizing ZE or NZE equipment on site, and/or installing ZE/NZE fueling and charging infrastructure, or solar energy storage.
- **Mitigation Fees:** Allow facilities to pay mitigation fees if other options are not chosen and apply collected funds to subsidize the purchase and use of ZE/NZE equipment or the installation of fueling/charging infrastructure.

Of these options, only the Best Management Practices (now the WAIRE Menu and custom WAIRE Plan option) and the Mitigation Fee options have been carried forward to PR 2305.

The proposed WAIRE Program (PR 2305) includes a menu of actions and/or investments that facility owners or operators can implement, with each menu item having a defined number of WAIRE Points. Each operator of a warehouse with greater than or equal to 100,000 square feet of indoor floor space in a single building that may be used for warehousing activities by one or more warehouse operators would need to demonstrate that a requisite number of WAIRE Points have been earned each year from the WAIRE Menu. Alternatively, warehouse operators can apply to earn WAIRE Points from a custom WAIRE Plan that they develop and implement, if approved by

South Coast AQMD. Finally, warehouse operators could choose to pay a mitigation fee to earn WAIRE Points if they do not want to complete actions from the WAIRE Menu or develop and implement a custom WAIRE Plan.

For warehouses greater than or equal to 100,000 square feet in size, but with warehousing activities less than 100,000 square feet, operators would only have to comply with the reporting requirements in PR 2305. Operators in a multi-tenant warehouse whose total building includes greater than or equal to 100,000 square feet of warehousing activities would also be required to earn WAIRE Points if they use more than 50,000 square feet of floor space for warehousing activities. Some limited reporting requirements in PR 2305 would also apply to warehouse owners. If excess WAIRE Points are earned beyond the WAIRE Points Compliance Obligation (WPCO) for a given year, any accumulation of extra WAIRE Points would be banked for use in any of the following three years at that site. A warehouse operator could also transfer their excess WAIRE Points to a different warehouse that they operate, or to the warehouse owner for use at that site. The WAIRE Points obligation in PR 2305 would not apply to a warehouse owner or fleet owner, unless the warehouse owner or fleet owner is also a warehouse operator.

AIR QUALITY REGULATORY ENVIRONMENT

Overview of Current Regulatory Requirements

There are many existing and upcoming air quality regulations at the state and federal level that focus on emissions from the mobile sources associated with warehouses. These can broadly be placed into three categories. First are regulations that aim to reduce emissions at the tailpipe of a vehicle, commonly called engine standards. These regulations typically focus on requirements for new vehicles. Second are regulations that aim to replace older vehicles with newer vehicles with cleaner technologies, often called fleet rules. Third are regulations that focus on air quality impacts from facilities. These regulations look at the activities associated with a facility and aim to reduce air quality impacts beyond what is already required by engine standards or fleet rules. Key examples of these three types of regulations that address air quality impacts from warehouses are presented in Figures 1-5a and 1-5b as follows.

Figure 1-5a
Key Existing Regulations that Address Air Quality Impacts from Warehouses

Engine Standards	Fleet Rules	Facility-Based Rules
<ul style="list-style-type: none"> •U.S. EPA Heavy Duty Highway Engine Standards¹ •U.S. EPA Phase 2 GHG Standards² •U.S. EPA Non-Road Diesel Engines and Fuel Standards³ •U.S. EPA Non-Road Large Spark Ignition Engines Standards⁴ •CARB Phase 2 GHG Standards⁵ •CARB Advanced Clean Cars Program⁶ •CARB Optional Low NOx Standards⁷ •CARB Heavy Duty Low NOx Omnibus Rule⁸ 	<ul style="list-style-type: none"> •CARB Truck and Bus Rule⁹ •CARB Transportation Refrigeration Unit (TRU) Air Toxics Control Measure (ATCM)¹⁰ •CARB In-Use Off-Road Diesel Rule¹¹ •CARB Large Spark Ignition (LSI) Rule¹² 	<ul style="list-style-type: none"> •CEQA (for new projects)¹³ •South Coast AQMD Rule 2202 (Employee Commute Reduction)¹⁴

¹ United States Environment Protection Agency, EPA Emission Standards for Heavy-Duty Highway Engines and Vehicles, March 2016, <https://www.epa.gov/emission-standards-reference-guide/epa-emission-standards-heavy-duty-highway-engines-and-vehicles>

² United States Environment Protection Agency, Final Rule for Phase 2 Greenhouse Gas Emissions Standards and Fuel Efficiency Standards for Medium- and Heavy-Duty Engines and Vehicles, October 25, 2016, <https://www.govinfo.gov/content/pkg/FR-2016-10-25/pdf/2016-21203.pdf>

³ United States Environment Protection Agency, Control of Emissions from Nonroad Diesel Engines and Fuel; Final Rule, June 29, 2004, <https://www.govinfo.gov/content/pkg/FR-2004-06-29/pdf/04-11293.pdf>

⁴ United States Environment Protection Agency, Control of Emissions from Nonroad Large Spark-Ignition Engines, and Recreational Engines (Marine and Land Based); Final Rule, November 8, 2002, <https://www.govinfo.gov/content/pkg/FR-2002-11-08/pdf/02-23801.pdf>

⁵ California Air Resources Board, California Phase 2 Greenhouse Gas Standards, 2018, <https://ww3.arb.ca.gov/regact/2018/phase2/finalatta.pdf>

⁶ California Air Resources Board, Advanced Clean Car Program, 2020, <https://ww2.arb.ca.gov/our-work/programs/advanced-clean-cars-program>

⁷ California Air Resources Board, Optional Reduced NOx Standards for Heavy-Duty Vehicles, 2020, <https://ww2.arb.ca.gov/our-work/programs/optional-reduced-nox-standards>

⁸ California Air Resources Board, Heavy-Duty Engine and Vehicle Omnibus Regulation and Associated Amendments, August 27, 2020, <https://ww3.arb.ca.gov/regact/2020/hdomnibuslownox/res20-23.pdf>

⁹ California Air Resources Board, Truck and Bus Regulation, 2018, <https://ww3.arb.ca.gov/msprog/onrdiesel/documents/tbfinalreg.pdf>

¹⁰ California Air Resources Board, Airborne Toxic Control Measure for In-Use Diesel-Fueled Transport Refrigeration Units (TRU) and TRU Generator Sets, and Facilities Where TRUs Operate., October 16, 2012, https://ww2.arb.ca.gov/sites/default/files/classic/diesel/tru/documents/fro_10-16-12.pdf

¹¹ California Air Resources Board, Regulation for In-Use Off-Road Diesel-Fueled Fleets, December 2011, <https://ww2.arb.ca.gov/sites/default/files/classic/msprog/ordiesel/documents/finalregorder-dec2011.pdf>

¹² California Air Resources Board, Large Spark-Ignition (LSI) Engine Fleet Requirements Regulation, 2020, <https://ww2.arb.ca.gov/our-work/programs/large-spark-ignition-lsi-engine-fleet-requirements-regulation>

¹³ Association of Environmental Professionals, 2020 CEQA California Environmental Quality Act Statutes and Guidelines, https://www.califaep.org/docs/2020_ceqa_book.pdf, 2020, <https://ww2.arb.ca.gov/sites/default/files/classic/msprog/ordiesel/documents/finalregorder-dec2011.pdf>

¹⁴ California Air Resources Board, Rule 2202 — On-Road Motor Vehicle Mitigation Options, Employee Commute Reduction Program Guidelines, February 5, 2016, [http://www.aqmd.gov/docs/default-source/rule-book/support-documents/rule-2202/rule-2202-employee-commute-reduction-program-guidelines-\(ecrp\).pdf](http://www.aqmd.gov/docs/default-source/rule-book/support-documents/rule-2202/rule-2202-employee-commute-reduction-program-guidelines-(ecrp).pdf)

Figure 1-5b**Potential Upcoming Regulations that would Reduce Air Quality Impacts from Warehouses**

Engine Standards	Fleet Rules	Facility-Based Rules
<ul style="list-style-type: none"> •U.S. EPA Cleaner Trucks Initiative¹ •CARB Advanced Clean Trucks² •CARB TRU Rule³ •CARB's Small Off-Road Engines⁴ •CARB's Advanced Clean Cars 2⁴ 	<ul style="list-style-type: none"> •CARB Zero Emission Fleet Rule⁵ •CARB Innovative Clean Transit⁶ •CARB TRU Rule³ •CARB Lower In-Use Emission Performance Levels⁴ •CARB's Innovative Technology Certification Flexibility⁴ •South Coast AQMD Further Deployment of Cleaner Technologies⁴ •CARB's Zero-Emission Off-Road Forklift Regulation Phase 1⁴ 	<ul style="list-style-type: none"> •CARB TRU Rule³ •South Coast AQMD PR 2305 Indirect Source Rule

¹ United States Environment Protection Agency, Cleaner Trucks Initiative, March 27, 2020, <https://www.epa.gov/regulations-emissions-vehicles-and-engines/cleaner-trucks-initiative>

² California Air Resources Board, Advanced Clean Trucks, 2020, <https://ww2.arb.ca.gov/our-work/programs/advanced-clean-trucks>

³ California Air Resources Board, New Transport Refrigeration Unit Regulation in Development, 2020, <https://ww2.arb.ca.gov/our-work/programs/transport-refrigeration-unit/new-transport-refrigeration-unit-regulation>

⁴ California Air Resources Board, Revised Proposed 2016 State Strategy for the State Implementation Plan, March 27, 2017, <https://ww3.arb.ca.gov/planning/sip/2016sip/rev2016statesip.pdf>

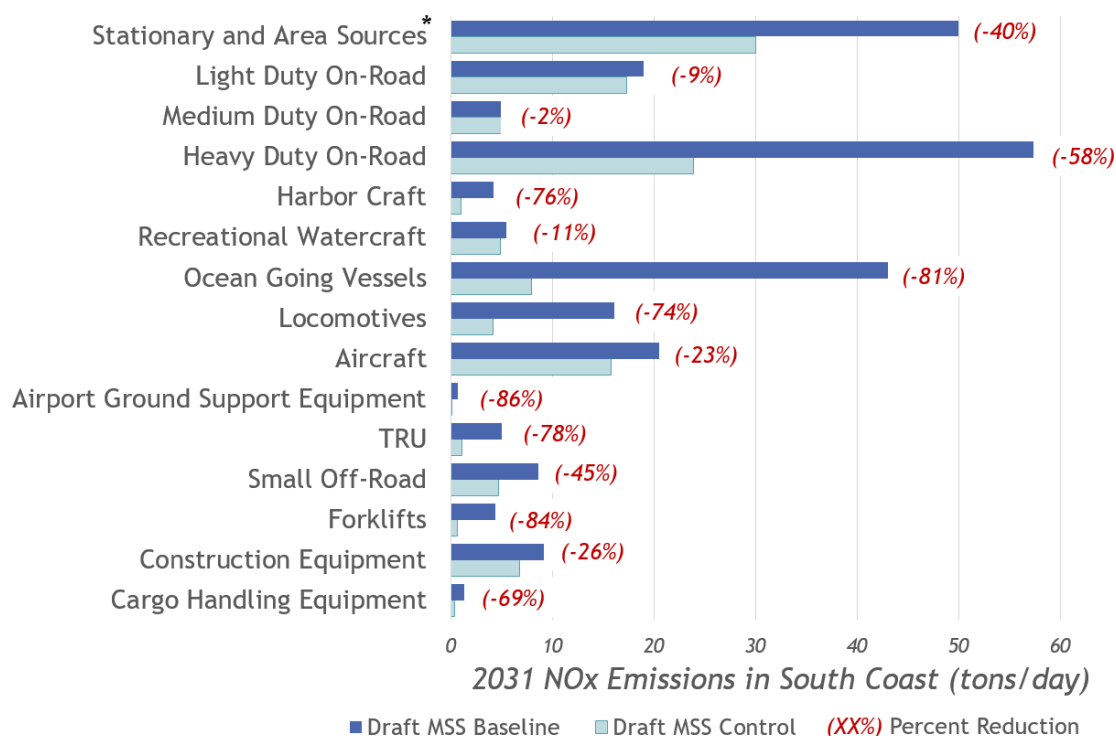
⁵ California Air Resources Board, Advanced Clean Fleets, 2020, <https://ww2.arb.ca.gov/our-work/programs/advanced-clean-fleets>

⁶ California Air Resources Board, Innovative Clean Transit, 2020, <https://ww2.arb.ca.gov/our-work/programs/innovative-clean-transit>

The effect of all existing regulations in Figure 1-5a was considered in the 2016 AQMP. The emission reductions from these key regulations and all other existing regulations is reflected in the reduced emissions shown in Figure 1-2. In order to evaluate the potential effect of upcoming regulations shown in Figure 1-5b (as well as other potential future actions) CARB is developing an update to its Mobile Source Strategy (MSS). This draft document evaluates emissions from all mobile source sectors and identifies potential targets for future regulations in order to meet the various state goals for air pollution and climate impacts.¹¹ A summary of the emission reductions CARB is targeting in 2031 from all vehicle sectors is shown in Figure 1-6.

¹¹ Draft MSS available here: <https://ww2.arb.ca.gov/resources/documents/2020-mobile-source-strategy>

Figure 1-6
2031 Emission Reduction Targets in CARB Mobile Source Strategy



Source: South Coast AQMD, Warehouse ISR Working Group Presentation, October 9, 2020, page 8 <https://www.aqmd.gov/docs/default-source/planning/fbmsm-docs/draft-slides.pdf>.

There are three key conclusions that can be drawn from the MSS analysis:

1. Significant emissions reductions are required from all mobile source sectors in order to meet 2031 ozone standards.
2. The draft MSS analysis does not evaluate the 2023 ozone standard, and its proposed strategy will not meet this standard.
3. Some mobile source sectors with significant emissions and targeted emission reductions (e.g., ocean going vessels, locomotives, aircraft) may require regulations from either the federal government or from international bodies. Emission reductions from these sectors are therefore likely more difficult than sources that operate solely within the state. If shortfalls occur from these sectors, more emissions reductions from other sectors (e.g., trucks) may be required.

Other State And South Coast AQMD Requirements

Executive Order N-79-20¹²

On September 23, 2020, Governor Newsom signed an executive order directing state agencies to pursue aggressive goals towards zero emissions technologies. Key directives include:

- CARB shall develop and propose car and truck regulations with increasing zero emissions percentages such that by 2035 all in state sales are zero emissions.
- CARB shall also pursue regulations to achieve a 100 percent zero emissions medium duty and heavy duty fleet by 2045.
- CARB shall develop, in coordination with state agencies, U.S. EPA, and local air districts, strategies to achieve 100 percent zero emissions operations for off-road vehicles by 2035.

¹² <https://www.gov.ca.gov/wp-content/uploads/2020/09/9.23.20-EO-N-79-20-text.pdf>

AB 617 Community Air Protection Program

In 2017, Governor Edmund Brown signed Assembly Bill (AB) 617 to develop a new community-focused program to reduce local air pollution in environmental justice communities more effectively. The AB 617 program includes community air monitoring and community emissions reduction programs. In addition, the legislature appropriated funding to support early actions to address localized air pollution through targeted incentive funding to deploy cleaner technologies in these communities, and grants to support community participation in the AB 617 process. AB 617 includes new requirements for accelerated retrofit of air pollution controls on industrial sources, increased penalty fees, and greater transparency and availability of air quality and emissions data, which will help advance air pollution control efforts throughout the State.

In December 2018, CARB designated three AB 617 communities in the South Coast AQMD, including Wilmington, Carson, West Long Beach; San Bernardino, Muscoy; and East Los Angeles, Boyle Heights, West Commerce. A Community Steering Committee (CSC) was established for each community to gather input and develop Community Emission Reduction Plans (CERPs) and Community Air Monitoring Plans (CAMPs). The CSCs are comprised of residents, community organizations, local agencies, and businesses. Each CERP includes actions, strategies, and goals focused on emission and exposure reductions for air quality priorities identified by the CSCs. In September 2019, the South Coast AQMD Governing Board adopted the CERPs. Due to concerns expressed by the CSCs about local air quality impacts in their communities from trucks going to warehouses, all three 1st Year CERPs include as an action item that South Coast AQMD should continue developing an indirect source rule for warehouses (i.e. PR 2305).

In December 2019, CARB designated two new AB 617 communities in the South Coast AQMD, including Eastern Coachella Valley and Southeast Los Angeles. A CSC has been established for the communities, and they are working on developing CERPs and CAMPs. Finally, in October 2020, the South Coast AQMD Board voted to designate a sixth AB 617 community in the South Los Angeles area.

As demonstrated above, additional actions are needed to meet both the 2023 and the 2031 federal ozone standards as well as addressing concerns about local air quality. PR 2305 is designed to provide additional emission reductions on its own, and to facilitate emission reductions from other proposed regulations to assist in meeting these air quality standards. These actions will also assist in reducing local air quality impacts and will also facilitate the transition to zero emissions vehicles.

PROJECT DESCRIPTION

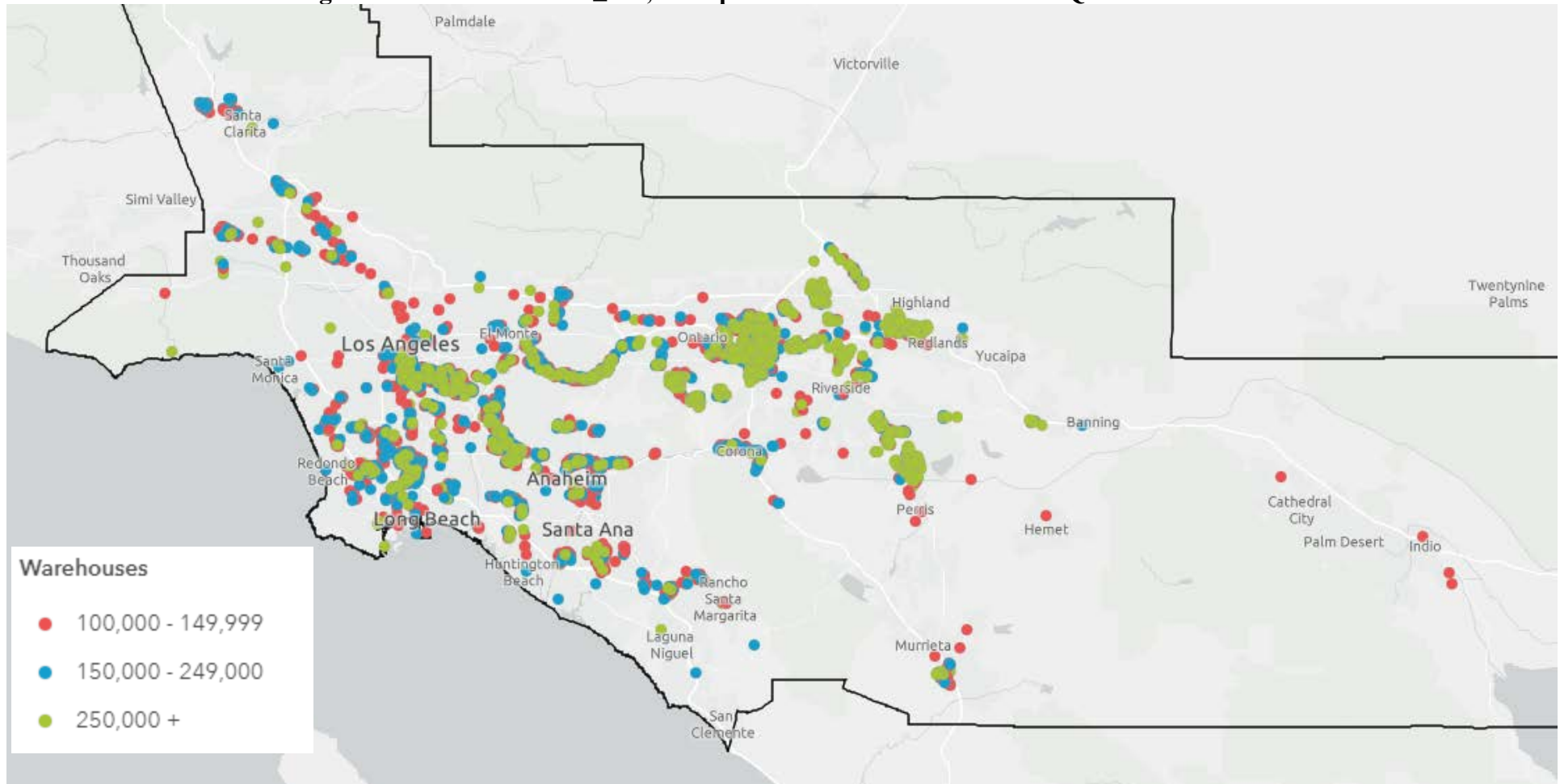
The proposed project is comprised of PR 2305 and the associated mitigation program, and PR 316. The purpose of PR 2305 is to facilitate NO_x and PM, including DPM, emission reductions associated with warehouses and the mobile sources attracted to applicable warehouses in order to assist in meeting state and federal air quality standards for ozone and fine particulate matter. Implementation of the proposed project is expected to result in NO_x and PM, including DPM, emission reductions and reduced associated public health impacts from warehouse activities which will vary depending upon the implementation measures employed. Estimated emission benefits from this project, including any that are creditable towards the SIP, will be included in the Environmental Assessment.

The purpose of PR 316 is to establish a mechanism for the collection of administrative fees to be paid by warehouses subject to PR 2305 to recover South Coast AQMD administrative costs associated with review of various notifications, custom WAIRE Plan evaluation, reports and mitigation fees, as well as compliance activities such as conducting desktop audits, onsite inspections, and reviewing records.

Proposed Rule 2305 – Warehouse Indirect Source Rule - Warehouse Actions and Investments to Reduce Emissions (WAIRE) Program

The section provides a detailed summary of the key elements contained in PR 2305. A preliminary draft of PR 2305 can be found in Appendix A. PR 2305 is designed to apply to any new or existing warehouse located within South Coast AQMD’s jurisdiction with an indoor warehouse floor space equal to or greater than 100,000 square feet within a single building that may be used for warehousing activities by one or more warehouse operators. PR 2305 also applies to manufacturing or other facilities that have ancillary warehouses with equal to or greater than 100,000 square feet of indoor floor space in a single building.

Implementation of PR 2305 would initially affect about 3,320 warehouses. Some of these facilities have more than one tenant, so there are potentially a total of about 5,600 warehouse operators that may be subject to the rule. As new facilities are built, they would also become subject to the rule. It is expected that about 418 of these facilities and about 2,100 of these operators would only be subject to reporting requirements in PR 2305. Figure 1-7 shows the location of these existing facilities within South Coast AQMD’s jurisdiction.

Figure 1-7 Warehouses $\geq 100,000$ Square Feet in the South Coast AQMD Jurisdiction

The WAIRE program under PR 2305 is being developed so operators of applicable warehouses can implement changes to reduce emissions from mobile sources associated with their operations. Under this program, the number of annual truck trips for applicable warehouses must be reported. These truck trips in turn are converted into each operator's WPCO. The WPCO can be satisfied by earning WAIRE Points by completing actions and investments from the WAIRE Menu, completing actions from an approved custom WAIRE Plan, or paying the optional mitigation fee.

Calculating WPCO

A warehouse's WPCO is calculated by multiplying the number of weighted annual truck trips (WATTs) by a Stringency factor and an Annual Variable as shown in the following equation.

$$WPCO = WATTS \times Stringency \times (Annual Variable)$$

Where:

- WPCO is the number of WAIRE Points a warehouse operator must earn in a year.
- WATTs are the number of Weighted Annual Truck Trips
- Stringency factor is a dimensionless multiplier that determines how many Points an operator needs to earn
- The Annual Variable is a dimensionless multiplier which controls how the stringency will phase in through time

WATTs include the number of all actual truck trips from Class 2b to Class 8 vehicles that occurred at a warehouse (e.g., the number of trips to and from the warehouse) while the warehouse operator was responsible for operations during the previous 12-month compliance period. If a warehouse is occupied by more than one warehouse operator, the WATTs are only the truck trips attributed to that operator. Warehouse operators would be required to count and report all of the trucks entering their facility to determine the WATTs in every compliance year.

WATTs are calculated according to the following equation:

$$WATTS = [Class\ 2b\ to\ 7\ truck\ trips] + [2.5 \times Class\ 8\ truck\ trips]$$

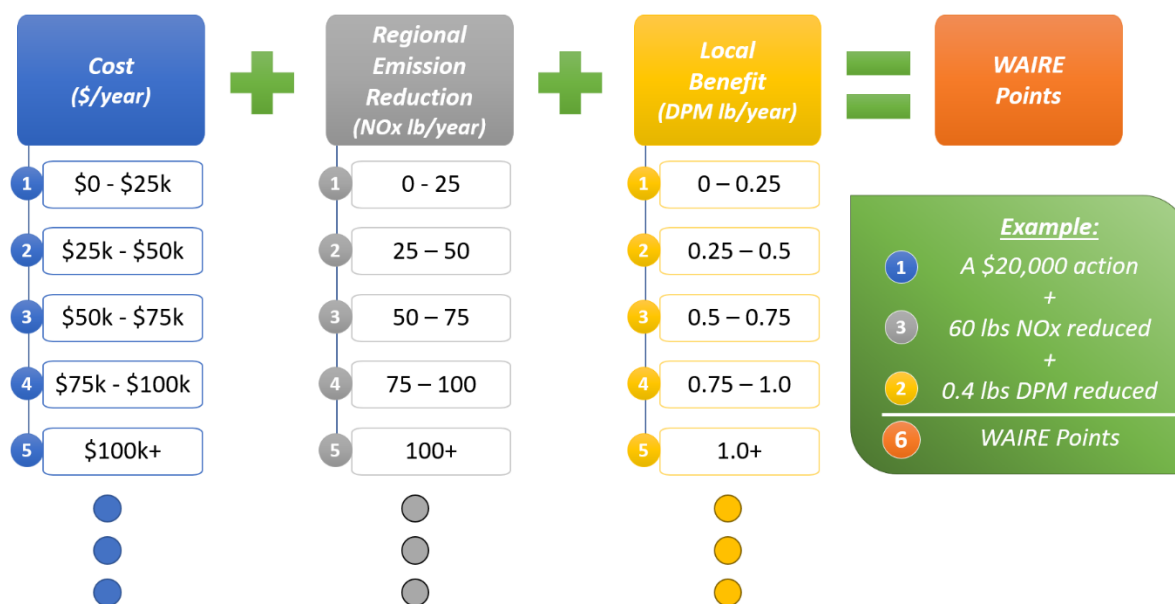
In the rare event of a force majeure event such that the warehouse operator does not have truck trip information (e.g., records destroyed in a fire), then the WATTs are determined using default average truck trip rates.

$$WATTS_{alt} = Days\ per\ Year \times Warehouse\ Size \times WTTR$$

Earning WAIRE Points

WAIRE Points can be earned by completing actions and investments from the following menu of implementation measures: 1) acquiring and/or using NZE and ZE trucks; 2) acquiring and/or using ZE yard trucks; 3) installing and/or using ZE charging/fueling infrastructure (e.g., electric charger, hydrogen fuel station) for cars, trucks, and/or TRUs; 4) installing and/or using onsite energy systems (e.g., solar panels); and 5) implementing community benefits (e.g., air filters for sensitive receptors). In addition, warehouse operators may apply to earn WAIRE Points through a custom WAIRE Plan specific to their operations that satisfy strict criteria.

The WAIRE point system considers the annualized cost of installing and/or operating vehicles/infrastructure; the amount of regional NOx emissions reductions; and the local DPM emissions reduction benefit, which are weighted equally using the following equation:



WAIRE Points may be earned only for actions that go beyond existing state and federal regulations. If adopted, PR 2305 will interact with other existing and upcoming regulations and incentive programs in varying ways. For example, some incentive programs like Carl Moyer prohibit using funds to comply with a regulation. A warehouse operator that owns a fleet may not use Carl Moyer funds to purchase a truck and also earn WAIRE Points for that truck purchase. However, visits to a warehouse from a truck that was funded through the Carl Moyer program can still earn WAIRE Points because Carl Moyer does not require localized emission reductions near warehouses, and because the Carl Moyer program applies to truck owners and not warehouse operators. Separately, if CARB's upcoming TRU rule is approved, warehouse operators that face requirements from that rule (e.g., installing ZE TRU charging infrastructure) will not be able to use those actions to comply with PR 2305. However, if they implement actions beyond CARB requirements, or earlier than required by CARB, then they would be able to earn WAIRE Points for those actions.

In lieu of satisfying the WPCO via the WAIRE Menu, a warehouse operator may choose two other options. The first is to prepare and then implement a custom WAIRE Plan tailored to their site that will achieve an equal number of WAIRE Points as would be obtained implementing actions from the WAIRE Menu. The types of projects that might fit within this approach that have been suggested by industry stakeholders include modifying a building's energy use throughout the day to draw more energy from renewable power sources (like solar) rather than natural gas fueled power plants, or installing ZE charging infrastructure for onroad trucks at an offsite location, perhaps in cooperation with other nearby warehouse operators.

The custom WAIRE Plan application shall follow the WAIRE Implementation Guidelines and the following criteria:

- Custom WAIRE Plan applications must demonstrate how the proposed action will earn WAIRE Points based on the incremental cost of the action, the NOx emission reductions from the action, and the DPM emission reductions from the action, relative to baseline conditions if the warehouse operator had not completed the action in that compliance year.
- Any WAIRE Points for emission reductions must be quantifiable, verifiable, and real as determined by the Executive Officer and consistent with the WAIRE Implementation Guidelines.
- Custom WAIRE Plan applications must include the following elements:
 - A description of how the proposed actions will achieve quantifiable, verifiable, and real NOx and DPM emission reductions as quickly as feasible, but no later than three years after plan approval; and
 - A quantification of expected NOx and/or DPM emission reductions from the proposed project within the South Coast AQMD and within three miles of the warehouse; and
 - A description of the method to be used to verify that the proposed project will achieve NOx and/or DPM emission reductions; and
 - A schedule of key milestones showing the increments of progress to complete the proposed project; and
 - A description of the location and a map of where the proposed project will occur; and
 - Any expected permits or approvals required by other private parties, or South Coast AQMD, or other federal, state, or local government agencies to implement the proposed plan.

Any proposed plan that relies on vehicle miles travelled (VMT) reduction must demonstrate that these reductions are surplus to what is included in the most recent approved Regional Transportation Plan (RTP) and AQMP.

The second option is that warehouse operators may elect to pay an optional mitigation fee to the South Coast AQMD that would be used in a mitigation program to achieve the emissions reductions. Similar to the measures used to earn WAIRE Points, the mitigation program would implement measures such as subsidizing the purchase of NZE and ZE trucks and/or the installation of charging and fueling infrastructure for ZE trucks. The mitigation program would prioritize use of the mitigation fees in areas near the warehouses using this compliance option. Therefore, the environmental impacts associated with the mitigation program are similar to implementation of measures to earn WAIRE Points and are analyzed in this NOP/IS.

Transferring WAIRE Points

WAIRE Points accumulated by a warehouse owner or operator in a given compliance year can be transferred in one of three limited ways. First, an operator may transfer excess WAIRE Points from one of its warehouses to another of its warehouses. WAIRE Points transferred under this scenario are subject to a reduction via a locational discount to encourage emission reductions within the immediate vicinity of warehouses. The locational discount is intended to account for the reduced health benefits within the immediate vicinity of a warehouse that utilizes WAIRE Points earned at another warehouse. The net effect of applying a locational discount would result in the warehouse

needing to secure more WAIRE Points via transfer than if it had otherwise self-generated WAIRE Points.

Second, operators may bank WAIRE Points earned in excess of their WPCO for up to three years for use at the warehouse where the points were earned provided that the actions from the WAIRE Menu used to earn those points are not otherwise required by U.S. EPA, CARB or South Coast AQMD regulatory requirements in place at the time of surrender. For example, while points may be earned prior to the adoption of a pending regulatory requirement, once the regulatory requirement is in effect, the points may not be used for future years. Furthermore, owners or operators transferring WAIRE Points to a different compliance year shall demonstrate that any onsite improvements or equipment installations that were used to earn the WAIRE Points being transferred are still operational at that warehouse facility in the year that WAIRE Points are used. WAIRE Points that are banked from one year to another are not allowed to be transferred to a different site. Similarly, WAIRE Points transferred to another site are not allowed to be banked to a later year.

Third, a warehouse owner may earn points and transfer the points to an operator of the same warehouse, and vice-versa, subject to the three-year WAIRE Points banking limitation. Transfers of WAIRE Points are allowed within an individual warehouse (e.g., from owner to operator) or between warehouses controlled by the same operator. Transfers between different operators at different warehouses are prohibited.

Reporting, Notification, and Recordkeeping Requirements

There are three types of reports required by PR 2305. The first is a Warehouse Operations Notification. Warehouse owners will be required to notify the South Coast AQMD when any of the following conditions occur:

- Within 60 calendar days after adoption of PR 2305;
- Within 14 calendar days after a new warehouse operator has the ability to use at least 50,000 square feet of a warehouse that has greater than or equal to 100,000 square feet used for warehousing activities;
- Within 30 calendar days after a renovated warehouse has received a certificate of occupancy from the local land use agency such that the total warehouse space that may be used for warehousing activities has increased or decreased; or
- Within three calendar days of a request from the Executive Officer.

This notification will need to contain basic information about the site, such as building size and how much of the building is used for warehousing activities, and the name and contact information of any tenant leasing the property and the length of the lease term. Many of the 3,320 initially identified facilities may not ultimately be required to earn WAIRE Points based on data provided in these Warehouse Operations Notification reports. For example, a building that is 100,000 square feet in size that has only 80,000 square feet used for warehousing and 20,000 square feet used for offices would not be subject to the parts of PR 2305 that requires operators to earn WAIRE Points. Other reasons that operators may not be required to earn WAIRE Points could include that the facility is not currently used for warehousing activity at all (e.g., it is used only for manufacturing, or is used as a church), or that no operator uses more than 50,000 square feet for warehousing activity in a building with multiple tenants.

The second type of report is an Initial Site Information Report that warehouse operators must submit no later than January 15 of the year that they must submit their first Annual WAIRE Report (the third type of report). This Initial Site Information Report will include more detailed information pertaining to warehouse characteristics, truck trip data, fleet data if they own a fleet, and the anticipated implementation approach to satisfy the WPCO for the next compliance period. Finally, warehouse operators required to satisfy a WPCO must submit an Annual WAIRE Report that includes truck trip data (used to determine their site-specific WPCO), details on actions that were implemented to earn WAIRE Points, and how many WAIRE Points were earned for the prior 12-month compliance period.

Timing of WAIRE Program

Implementation of PR 2305 will be annually phased-in according to warehouse size. As summarized in Table 1-2, the first compliance period is applicable to warehouses with the largest footprint of floor space (e.g., greater than 250,000 square feet) with the Initial Site Information Report due by January 1, 2022 and the Annual WAIRE Report due by August 2, 2022.

Table 1-2 PR 2305 First Annual WAIRE Report Dates

Warehouse Size (square feet)	First Annual WAIRE Report Date
Greater than or equal to (\geq) 250,000 square feet	August 2, 2022
\geq to 150,000 square feet	August 1, 2023
\geq to 100,000 square feet	July 31, 2024

Proposed Rule 316 – Fees for Regulation XXIII

The proposed project also includes Proposed Rule 316 – Fees for Regulation XXIII. These administrative fees will be paid by facilities subject to PR 2305 every year to cover the costs associated with submittal and review of various notifications, reports and mitigation fees, as well as compliance activities such as conducting desktop audits, onsite inspections, and reviewing records. Specific administrative fees are proposed for submitting an Annual WAIRE Report, Initial Site Information Report, Warehouse Operations Notification, custom WAIRE Plan Evaluation, and/or Mitigation Fee. PR 316 also includes a fee schedule to address late fees and provides for a fee exemption for warehouses with less than 100,000 square feet of floor area within a single building used for warehousing activities for that year. A preliminary draft of PR 316 can be found in Appendix B.

PR 316 would individually qualify for a statutory exemption under CEQA Guidelines Section 15273 – Rates, Tolls, Fares, and Charges, however it is being included as part of the project description for clarity and to give a complete description of the proposed project.

ALTERNATIVES

The Draft EA will discuss and compare a range of reasonable alternatives to the proposed project as required by CEQA Guidelines Section 15126.6 and by South Coast AQMD Rule 110 for environmental topics areas with potentially significant adverse impacts. Alternatives must include realistic measures for attaining the basic objectives of the proposed project and provide a means for evaluating the comparative merits of each alternative. In addition, the range of alternatives must be sufficient to permit a reasoned choice and it need not include every conceivable project alternative. The key issue is whether the selection and discussion of alternatives fosters informed

decision making and public participation. A CEQA document need not consider an alternative whose effect cannot be reasonably ascertained and whose implementation is remote and speculative.

South Coast AQMD Rule 110 (the rule which implements the South Coast AQMD's certified regulatory program) does not impose any greater requirements for a discussion of project alternatives in an EA than are required for an Environmental Impact Report (EIR) under CEQA. Alternatives will be developed based in part on the major components of the proposed project which may result in physical modifications resulting in potential environmental impacts. The rationale for selecting alternatives rests on CEQA's requirement to present "realistic" alternatives; that is alternatives that can actually be implemented. CEQA also requires an evaluation of a "no project alternative." Pursuant to CEQA Guidelines Section 15126.6(e)(2), if the environmentally superior alternative is the "no project" alternative, the CEQA document shall also identify an alternate environmentally superior alternative from among the other alternatives.

In addition, South Coast AQMD's policy document Environmental Justice Program Enhancements for fiscal year (FY) 2002-03, Enhancement II-1 recommends all South Coast AQMD environmental analysis under CEQA include and identify a feasible project alternative with the lowest air toxics emissions. In other words, for any major equipment or process type under the scope of the proposed project that creates a significant environmental impact, at least one alternative, where feasible, shall be considered from a "least harmful" perspective with regard to hazardous or toxic air pollutants.

The South Coast AQMD Governing Board may choose to adopt any portion or the entirety of any alternative presented in the EA with appropriate findings as required by CEQA because the impacts of each alternative will be fully disclosed to the public and the public will have the opportunity to comment on the alternatives and impacts generated by each alternative. Written suggestions on potential project alternatives received during the comment period for the Initial Study will be considered when preparing the Draft EA.

CHAPTER 2

ENVIRONMENTAL CHECKLIST

Introduction

General Information

Environmental Factors Potentially Affected

Determination

Environmental Checklist and Discussion

INTRODUCTION

The environmental checklist provides a standard evaluation tool to identify a project's potential adverse environmental impacts. This checklist identifies and evaluates potential adverse environmental impacts that may be created by the proposed project.

GENERAL INFORMATION

Project Title:	Proposed Rule 2305 – Warehouse Indirect Source Rule - Warehouse Actions and Investments to Reduce Emissions (WAIRE) Program; and Proposed Rule 316 – Fees for Regulation XXIII
Lead Agency Name:	South Coast Air Quality Management District
Lead Agency Address:	21865 Copley Drive Diamond Bar, CA 91765
CEQA Contact Person:	Ryan Bañuelos, (909) 396-3479, rbanuelos@aqmd.gov
Rules Contact Person:	Victor Juan, (909) 396-2374, vjuan@aqmd.gov
Project Sponsor's Name:	South Coast Air Quality Management District
Project Sponsor's Address:	21865 Copley Drive Diamond Bar, CA 91765
General Plan Designation:	Not applicable
Zoning:	Not applicable
Description of Project:	<p>The proposed project is comprised of Proposed Rule (PR) 2305 and an associated mitigation program, and PR 316. PR 2305 has been developed to facilitate local and regional emission reductions associated with existing warehouses with an indoor warehouse floor space equal to or greater than 100,000 square feet within a single building and the mobile sources attracted to these warehouses. PR 316 has been developed to establish administrative fees to be paid by warehouses subject to PR 2305 to recover South Coast AQMD administrative costs associated with submittal and review of various notifications, custom WAIRE Plan evaluation, reports and mitigation fees, as well as compliance activities such as conducting desktop audits, onsite inspections, and reviewing records.</p> <p>Under PR 2305, operators of applicable warehouses would be subject to a WAIRE Points Compliance Obligation (WPCO) by which WAIRE Points can be earned by selecting from a menu of implementation measures: 1) acquiring and/or using NZE and ZE trucks; 2) acquiring and/or using ZE yard trucks; 3) installing and/or using ZE charging/fueling infrastructure (e.g., electric charger,</p>

hydrogen fuel station) for cars, trucks, and/or TRUs; 4) installing and/or using onsite energy systems (e.g., solar panels); and 5) implementing community benefits (e.g., air filters for sensitive receptors).

WAIRE Points may be earned only for “surplus” actions that go beyond existing state and federal regulations. In addition, warehouse operators may apply to earn WAIRE Points through a custom WAIRE Plan specific to their operations that satisfy prescribed performance metrics. In lieu of satisfying the WPCO via implementation measures, a warehouse operator may choose to pay an optional mitigation fee to the South Coast AQMD that would be used in a mitigation program to achieve the emissions reductions. Similar to the measures used to earn WAIRE Points, the mitigation program would implement measures such as subsidizing the purchase of NZE and ZE trucks and/or the installation of charging and fueling infrastructure for ZE trucks. The mitigation program would prioritize use of the mitigation fees in areas near the warehouses using this compliance option. Therefore, the environmental impacts associated with the mitigation program are similar to implementation of measures to earn WAIRE Points and are analyzed in this NOP/IS.

Implementation of the proposed project is expected to result in emission reductions of NO_x and particulate matter, including diesel particulate matter, and reduced associated public health impacts from warehouse activities which will vary depending upon the implementation measures employed. While reducing emissions is an environmental benefit, the NOP/IS identifies potentially significant adverse impacts to the environmental topic areas of air quality and greenhouse gas emissions, energy, and transportation (traffic). Some warehouses that will be subject to the proposed project may be identified on lists compiled by the California Department of Toxic Substances Control per Government Code Section 65962.5.

Surrounding Land Uses and Setting:

Industrial, commercial, and residential

Other Public Agencies Whose Approval is Required:

California Air Resources Board

United States Environmental Protection Agency

ENVIRONMENTAL FACTORS POTENTIALLY AFFECTED

The following environmental impact areas have been assessed to determine their potential to be affected by the proposed project. As indicated by the checklist on the following pages, environmental topics marked with a "✓" involve at least one impact that is a "Potentially Significant Impact". An explanation relative to the determination of impacts can be found following the checklist for each area.

- | | | |
|--|--|--|
| <input type="checkbox"/> Aesthetics | <input type="checkbox"/> Geology and Soils | <input type="checkbox"/> Population and Housing |
| <input type="checkbox"/> Agriculture and Forestry Resources | <input type="checkbox"/> Hazards and Hazardous Materials | <input type="checkbox"/> Public Services |
| <input checked="" type="checkbox"/> Air Quality and Greenhouse Gas Emissions | <input type="checkbox"/> Hydrology and Water Quality | <input type="checkbox"/> Recreation |
| <input type="checkbox"/> Biological Resources | <input type="checkbox"/> Land Use and Planning | <input type="checkbox"/> Solid and Hazardous Waste |
| <input type="checkbox"/> Cultural and Tribal Cultural Resources | <input type="checkbox"/> Mineral Resources | <input checked="" type="checkbox"/> Transportation |
| <input checked="" type="checkbox"/> Energy | <input type="checkbox"/> Noise | <input type="checkbox"/> Wildfire |
| <input type="checkbox"/> Mandatory Findings of Significance | | |

DETERMINATION

On the basis of this initial evaluation:

- ☐ I find the proposed project, in accordance with those findings made pursuant to CEQA Guidelines Section 15252, COULD NOT have a significant effect on the environment, and that an ENVIRONMENTAL ASSESSMENT with no significant impacts has been prepared.
- ☐ I find that although the proposed project could have a significant effect on the environment, there will NOT be significant effects in this case because revisions in the project have been made by or agreed to by the project proponent. An ENVIRONMENTAL ASSESSMENT with no significant impacts will be prepared.
- ☒ I find that the proposed project MAY have a significant effect(s) on the environment, and an ENVIRONMENTAL ASSESSMENT will be prepared.
- ☐ I find that the proposed project MAY have a "potentially significant impact" on the environment, but at least one effect: 1) has been adequately analyzed in an earlier document pursuant to applicable legal standards; and, 2) has been addressed by mitigation measures based on the earlier analysis as described on attached sheets. An ENVIRONMENTAL ASSESSMENT is required, but it must analyze only the effects that remain to be addressed.
- ☐ I find that although the proposed project could have a significant effect on the environment, because all potentially significant effects: 1) have been analyzed adequately in an earlier ENVIRONMENTAL ASSESSMENT pursuant to applicable standards; and, 2) have been avoided or mitigated pursuant to that earlier ENVIRONMENTAL ASSESSMENT, including revisions or mitigation measures that are imposed upon the proposed project, nothing further is required.

Date: November 12, 2020

Signature:



Barbara Radlein

Program Supervisor, CEQA

Planning, Rule Development and Area Sources

ENVIRONMENTAL CHECKLIST AND DISCUSSION

As explained in Chapter 1, the WAIRE program under PR 2305 provides a mechanism and accounting process by which warehouse operators can earn WAIRE Points in order to achieve emission reductions by implementing the following measures from a menu: 1) acquiring and/or using NZE and ZE trucks; 2) acquiring and/or using ZE yard trucks; 3) installing and/or using ZE charging/fueling infrastructure (e.g., electric charger, hydrogen fuel station) for cars, trucks, and/or TRUs; 4) installing and/or using onsite solar panels; and 5) implementing community benefits (e.g., air filters for sensitive receptors). In lieu of earning WAIRE Points from the WAIRE Menu, warehouse operators would have the option of either implementing an approved site-specific custom WAIRE Plan, or instead paying a mitigation fee. The South Coast AQMD would apply the collected mitigation fees to subsidize the purchase of ZE and NZE trucks and installation of ZE charging/fueling infrastructure. Analysis of PR 2305 indicates that while reducing NO_x emissions from acquiring and using NZE and ZE trucks, and ZE yard trucks is an environmental benefit, secondary significant adverse environmental impacts may occur from the physical activities associated with installing or using charging/fueling infrastructure, solar panels, air filters, or carrying out activities from an approved custom plan. Some examples of potential custom WAIRE Plans include upgrades to a warehouse's energy system, installing offsite ZE charging/fueling infrastructure, demonstrating early or over-compliance with CARB rules (e.g., exceeding requirements for CARB's upcoming TRU regulation). Additional options may be proposed by warehouse operators in the future; however, it is speculative at this time to determine the full range of options that may be implemented in the future. If future custom WAIRE Plan applications propose actions that may have environmental impacts beyond the scope of the CEQA analysis conducted for PR 2305, then additional CEQA review will be conducted at that time.

PR 2305 also contains other proposed requirements which are administrative or procedural in nature (e.g., reporting, notification and recordkeeping requirements) and would not require any physical modifications to occur at any of the affected warehouses and thus, would not cause any environmental impacts.

In addition, South Coast AQMD staff has developed PR 316 which establishes an annual fee to be paid by warehouses subject to PR 2305 to recover South Coast AQMD administrative costs associated with submittal and review of various notifications, reports and mitigation fees, as well as compliance activities associated with conducting desktop audits, onsite inspections, and reviewing records. Since PR 316 is a fee rule meant to recover costs associated with the administration of PR 2305, it is administrative in nature and its implementation is not expected to cause any environmental impacts.

For these reasons, the focus of the analysis in this NOP/IS is limited to the potential secondary adverse environmental impacts associated with physical activities expected to occur at the affected warehouses in response to complying with PR 2305. While operators of warehouse facilities have the option to comply with PR 2305 by either selecting items from the WAIRE Menu, implementing an approved custom WAIRE Plan, or paying a mitigation fee to meet the WPCO, no particular approach to achieving compliance is prescribed. As such, Table 2-1 presents all options available to warehouse operators and identifies the type of corresponding physical activities that would be expected to result in potential secondary adverse impacts by environmental topic.

Table 2-1
PR 2305 Compliance Options with Potential Physical Activities and Environmental Impacts

PR 2305 Compliance Option with Potential Physical Effects	Construction Impacts?	Operational Impacts?	Environmental topic areas potentially affected
Acquiring and/or using on-road NZE and ZE trucks	Yes, if infrastructure needs to be built (e.g., electric chargers or hydrogen fueling stations for ZE trucks and natural gas fueling stations for NZE trucks)	Yes, from: <ul style="list-style-type: none"> - increased use of electricity or hydrogen for ZE trucks - increased use of natural gas for NZE trucks - battery replacement - increase in VMT 	<ul style="list-style-type: none"> - Air Quality and GHG Emissions - Energy - Hazards and Hazardous Materials - Solid and Hazardous Waste - Transportation
Acquiring and/or using ZE yard trucks	Yes, if infrastructure needs to be built (e.g., electric chargers for ZE equipment)	Yes, from: <ul style="list-style-type: none"> - increased use of electricity for ZE yard trucks - battery replacement 	<ul style="list-style-type: none"> - Air Quality and GHG Emissions - Energy - Solid and Hazardous Waste
Installing and/or using ZE charging/fueling infrastructure for cars, trucks and/or TRUs (e.g., electric chargers or hydrogen fueling stations for ZE vehicles)	Yes	Yes, from: <ul style="list-style-type: none"> - increased use of electricity for ZE vehicles - increased use of natural gas for NZE vehicles - increase in VMT 	<ul style="list-style-type: none"> - Air Quality and GHG Emissions - Energy - Hazards and Hazardous Materials - Hydrology and Water Quality - Noise - Transportation
Installing and/or using Solar Panels	Yes	Yes, from: <ul style="list-style-type: none"> - increased use of renewable electricity - battery replacement - increase in VMT 	<ul style="list-style-type: none"> - Air Quality and GHG Emissions - Energy - Hydrology and Water Quality - Noise - Solid and Hazardous Waste - Transportation
Installing high-efficiency filters or filter systems in residences, schools, daycares, hospitals, or community centers	Yes	Yes, from: <ul style="list-style-type: none"> - maintenance activities and filter replacement - energy penalty from using HEPA filters 	<ul style="list-style-type: none"> - Air Quality and GHG Emissions - Energy - Solid and Hazardous Waste - Transportation

PR 2305 would result in an increase in construction related trips, the generation of noise, the use of construction equipment, soil disturbance, and the use of construction related hazardous materials. Increased construction related trips and the use of construction materials would temporarily generate air quality and GHG emissions and increase the demand for energy. The use of hazardous materials could impact the public or the environment through routine or accidental transport, use, or disposal. Furthermore, soil disturbance could affect water quality through erosion and siltation.

The installation of onsite ZE charging/fueling infrastructure and solar panels would require some diesel powered construction equipment (e.g., delivery trucks, trenchers, backhoes, etc.) however it is typically no larger or noisier than the diesel powered trucks already operating at a warehouse. At the same time, noise from the operation of ZE trucks or yard trucks is quieter than the equivalent diesel powered vehicles that are typically used. Any new equipment or infrastructure would be subject to project-level review, including review of noise levels based on the jurisdiction's noise standard, as applicable. Therefore, PR 2305 would not generate noise levels in excess of standards established in a local general plan, noise ordinance, or any other applicable noise standards.

PR 2305 is expected to result in operational impacts from an increased demand for and use of Class 2b through 8 ZE and NZE trucks and equipment which in turn, would also result in an increased use of electricity, hydrogen, and natural gas. Currently, there are no commercially available Class 8 ZE trucks; however, several Class 8 trucks are currently in the demonstration phase and their penetration into the market is imminent. Some truck manufacturers are beginning to release Class 2b through 7 ZE trucks, and more models are anticipated in the coming years. Furthermore, implementation of PR 2305 would result in an energy penalty from using HEPA filters and hazardous materials generated from the maintenance and replacement of air filters and batteries. PR 2305 could also increase distances trucks travel if warehouses relocate and/or vehicles seek out NZE/ZE charging/fueling stations.

In general, this CEQA document uses a “worst-case” approach so that whenever an assumption is made, those assumptions that result in the greatest potentially significant adverse impacts are typically chosen. This method ensures that environmental impacts from the proposed project are documented for decision-makers and the general public. Accordingly, the analysis in the following NOP/IS uses a conservative “worst-case” approach for analyzing the potentially significant adverse impacts.

Potential for Warehouse Relocation

The South Coast AQMD has funded a study to evaluate how different sectors within the warehousing industry (e.g., cold storage versus import facilities, etc.) may respond to the proposed project to determine the likelihood as to whether warehouse activities would relocate to areas outside of South Coast AQMD's jurisdiction. This study is under way and the results will be used together with the socioeconomic analysis to inform the rule development and the Draft EA. If it is considered possible that some warehouses will relocate because of the proposed project, then the potential environmental impacts, if any, of this activity will be included in the Draft EA to the extent that potential adverse environmental impacts are reasonably foreseeable and not speculative, in accordance with CEQA Guidelines Section 15145. Potential impacts may be difficult to forecast because: 1) existing business could relocate due to changes in market conditions rather than socio-economic effects of the rule; 2) existing warehouse operators could lease space in existing warehouses rather than construct new facilities; and 3) it is speculative to identify where the new warehouse site(s) could be (CEQA Guidelines Section 15144).

	Potentially Significant Impact	Less Than Significant With Mitigation	Less Than Significant Impact	No Impact
I. AESTHETICS. Except as provided in Public Resources Code Section 21099, would the project:				
a) Have a substantial adverse effect on a scenic vista?	<input type="checkbox"/>	<input type="checkbox"/>	<input type="checkbox"/>	<input checked="" type="checkbox"/>
b) Substantially damage scenic resources, including, but not limited to, trees, rock outcroppings, and historic buildings within a state scenic highway?	<input type="checkbox"/>	<input type="checkbox"/>	<input type="checkbox"/>	<input checked="" type="checkbox"/>
c) In non-urbanized areas, substantially degrade the existing visual character or quality of public views of the site and its surroundings? (Public views are those that are experienced from publicly accessible vantage point(s).) If the project is in an urbanized area, would the project conflict with applicable zoning or other regulations governing scenic quality?	<input type="checkbox"/>	<input type="checkbox"/>	<input type="checkbox"/>	<input checked="" type="checkbox"/>
d) Create a new source of substantial light or glare which would adversely affect day or nighttime views in the area?	<input type="checkbox"/>	<input type="checkbox"/>	<input type="checkbox"/>	<input checked="" type="checkbox"/>

Significance Criteria

The proposed project impacts on aesthetics will be considered significant if:

- The project will block public views from a scenic highway or corridor.
- The project will adversely affect the visual continuity of public views of the surrounding area.
- The impacts on light and glare will be considered significant if the project adds lighting which would add glare to residential areas or sensitive receptors.

Discussion

While the activities identified in Table 2-1 would be expected as a result of implementing the proposed project, only installing and using NZE and ZE charging and fueling infrastructure, and installing and using solar panels would be expected to have impacts to the topic of aesthetics. As such, the following responses to the checklist questions limit the discussion to these activities. Both construction and operational impacts are discussed as applicable.

I. a), b) c) & d) No Impact. For the purpose of determining significance under CEQA, a scenic vista is generally considered a viewpoint that provides expansive views of a highly valued landscape for the benefit of the general public. Some scenic vistas are officially designated by public agencies, or informally designated by tourist guides. Vistas provide visual access or panoramic views to a large geographic area and are generally located at a point where surrounding views are greater than one mile away. Panoramic views are usually associated with vantage points

over a section of urban or natural areas that provide a geographic orientation not commonly available. Examples of panoramic views might include an urban skyline, valley, mountain range, a large open space area, the ocean, or other water bodies. A substantial adverse effect to a scenic vista is one that degrades the view from such a designated view spot.

A scenic highway is generally considered a stretch of public roadway that is designated as a scenic corridor by a federal, state, or local agency. Caltrans defines a scenic highway as any freeway, highway, road, or other public right of way, that traverses an area of exceptional scenic quality.

While construction of new warehouses is not required, under PR 2305, operators of existing warehouses and/or warehouse and fleet operators may replace trucks with ZE and NZE trucks in order to earn a sufficient number of WAIRE Points to meet the WPCO. However, the presence and appearance of the ZE and NZE trucks necessary to achieve the WPCO are not expected to be substantially different than existing diesel trucks.

Other options to achieve the WPCO include installing ZE charging/fueling infrastructure, and installation and use of solar panels at existing warehouses. Since the affected warehouses are located in existing industrial areas, any construction equipment needed to install infrastructure (e.g., installing ZE charging/fueling infrastructure, and installation and use of solar panels at existing warehouses) is not expected to be substantially discernable from other off-road equipment that exists onsite for routine operations and maintenance activities. Further, the construction activities are not expected to adversely impact views and aesthetics resources since most of the construction equipment and activities are expected to occur at existing warehouse facilities and are expected to introduce only minor visual changes, if at all, depending on the location of the construction activities at each affected warehouse. In addition, the construction activities are expected to be temporary in nature and will cease following the completion of infrastructure installation. Once construction is completed, all construction equipment will be removed from each warehouse.

Construction of the infrastructure, once built, may result in slight changes to the appearance of the affected warehouses post-construction. However, due to the nature of the infrastructure installations, any altered appearances will be minor and will not substantially alter the visual character of the existing warehouses. For example, the installation of solar panels on roofs are not expected to be substantially discernable from the ground and are expected to introduce only minor visual changes from outside each warehouse, if at all.

Furthermore, the appearance of ZE charging/fueling infrastructure and solar panels would result in slight changes to the appearance of the installation location and would not affect the aesthetic quality of the area. Such projects would also need to obtain city or county planning department approvals prior to commencement of any construction activities and would be subject to project-level review, including review of aesthetic impacts under CEQA, as applicable.

For facilities that are located within the views of a scenic vista or state scenic highway, the local city or county planning department would assess aesthetics impacts, if any, prior to commencement of any construction activities. Therefore, implementation of PR 2305 would have no substantial adverse effect on scenic vistas or other scenic resources, including, but not limited to, trees, rock outcroppings, and historic buildings within a state scenic highway.

Also, any changes to buildings or structures will require approvals from the local city or county planning departments to assess compliance with zoning requirements. For this reason, PR 2305 would not be expected to conflict with applicable zoning or other regulations governing scenic quality.

Therefore, the replacement vehicles, equipment, and/or infrastructure as part of implementing PR 2305 would not be expected to adversely affect a scenic vista, obstruct scenic resources within a state scenic highway, or degrade the existing visual character or quality of public views.

PR 2305 does not include any components that would require construction activities to occur at night. Further, cities often have their own limitations and prohibitions that restrict construction from occurring during evening hours and weekends. Therefore, no additional temporary construction lighting at the existing warehouses would be expected. However, if warehouse operators determine that the construction schedule requires nighttime activities, temporary lighting may be required but would be subject to approvals from the local city or county planning departments. Furthermore, during operation, additional light or glare would not be created which would adversely affect day or nighttime views in the area since no light generating equipment would be required to comply with PR 2305.

Solar panels may generate glare; however, the amount of glare depends on the angle of installation and on the specific product installed. Different types of solar panels absorb different amounts of light. Some solar panels include an anti-reflective layer to maximize absorption and minimize glare. Solar panel reflectivity is generally lower than that of other building materials (such as glass or steel). Furthermore, new solar panel systems would be required to abide by local county and city ordinances that require new sources of light and glare to be minimized. Therefore, installation of solar panels would not result in substantial glare.

Nonetheless, for construction activities that would be located within the boundaries of each affected warehouse, additional temporary lighting is not expected to be discernable from the existing permanent night lighting. For these reasons, the proposed project would not create a new source of substantial light or glare at any of the affected facilities in a manner that would adversely affect day or nighttime views in the surrounding areas. Any offsite activities near applicable warehouses would be subject to a project-level CEQA review.

Conclusion

Based upon these considerations, significant adverse aesthetics impacts are not expected from implementing the proposed project. Since no significant aesthetics impacts were identified, no mitigation measures are necessary or required and therefore will not be further discussed in the Draft EA.

	Potentially Significant Impact	Less Than Significant With Mitigation	Less Than Significant Impact	No Impact
II. AGRICULTURE AND FORESTRY RESOURCES. Would the project:				
a) Convert Prime Farmland, Unique Farmland, or Farmland of Statewide Importance (Farmland), as shown on the maps prepared pursuant to the Farmland mapping and Monitoring Program of the California Resources Agency, to non- agricultural use?	<input type="checkbox"/>	<input type="checkbox"/>	<input type="checkbox"/>	<input checked="" type="checkbox"/>
b) Conflict with existing zoning for agricultural use, or a Williamson Act contract?	<input type="checkbox"/>	<input type="checkbox"/>	<input type="checkbox"/>	<input checked="" type="checkbox"/>
c) Conflict with existing zoning for, or cause rezoning of, forest land (as defined in Public Resources Code Section 12220(g)), timberland (as defined by Public Resources Code Section 4526), or timberland zoned Timberland Production (as defined by Government Code Section 51104(g))?	<input type="checkbox"/>	<input type="checkbox"/>	<input type="checkbox"/>	<input checked="" type="checkbox"/>
d) Result in the loss of forest land or conversion of forest land to non-forest use?	<input type="checkbox"/>	<input type="checkbox"/>	<input type="checkbox"/>	<input checked="" type="checkbox"/>
e) Involve other changes in the existing environment which, due to their location or nature, could result in the conversion of Farmland, to non-agricultural use or conversion of forest land to non-forest use?	<input type="checkbox"/>	<input type="checkbox"/>	<input type="checkbox"/>	<input checked="" type="checkbox"/>

Significance Criteria

Project-related impacts on agriculture and forest resources will be considered significant if any of the following conditions are met:

- The proposed project conflicts with existing zoning or agricultural use or Williamson Act contracts.
- The proposed project will convert prime farmland, unique farmland or farmland of statewide importance as shown on the maps prepared pursuant to the farmland mapping and monitoring program of the California Resources Agency, to non-agricultural use.
- The proposed project conflicts with existing zoning for, or causes rezoning of, forest land (as defined in Public Resources Code Section 12220(g)), timberland (as defined in Public Resources Code Section 4526), or timberland zoned Timberland Production (as defined by Government Code Section 51104(g)).

- The proposed project would involve changes in the existing environment, which due to their location or nature, could result in conversion of Farmland to non-agricultural use or conversion of forest land to non-forest use.

Discussion

While the activities identified in Table 2-1 would be expected as a result of implementing the proposed project, only installing NZE and ZE charging and fueling infrastructure and installing solar panels would be expected to have impacts to the topic of agriculture and forestry resources. As such, the following responses to the checklist questions limit the discussion to these activities.

II. a), b), c), d) & e) No Impact. Pursuant to the California Land Conservation Act of 1965, a Williamson Act Contract enables private landowners to voluntarily enter into contracts with local governments for the purpose of restricting specific parcels of land to agricultural or related open space use. In return, landowners receive lower property tax assessments based upon farming and open space uses as opposed to full market value.

Under PR 2305, existing warehouse operators and/or warehouse and fleet operators might replace (purchase and use) trucks with ZE and NZE trucks in order to earn a sufficient number of WAIRE Points to meet the WPCO. Other options to achieve the WPCO include installing ZE charging/fueling infrastructure, and installation of solar panels at existing warehouses. While construction of new warehouses is not required, the proposed project may involve the installation of ZE charging/refueling infrastructure near applicable warehouses. Improvements would continue to be subject to project-level review, including review of agricultural impacts under CEQA, as applicable. Therefore, implementation of the proposed project would not affect Prime Farmland, Unique Farmland, or Farmland of Statewide Importance or conflict with a Williamson Act contract if the proposed project is implemented.

Physical changes associated with PR 2305 will be at previously developed sites and would not warrant construction in undeveloped areas where agricultural and forest resources are more likely to occur. Therefore, PR 2305 would not conflict with existing zoning for, or cause rezoning of, forest land or timberland zoned Timberland Production. Additionally, the proposed project would not result in the loss of forest land or conversion of forest land to non-forest use.

Conclusion

Based upon these considerations, significant adverse agricultural and forest resources impacts are not expected from implementing the proposed project. Since no significant agriculture and forest resources impacts were identified, no mitigation measures are necessary or required and therefore will not be further discussed in the Draft EA.

	Potentially Significant Impact	Less Than Significant With Mitigation	Less Than Significant Impact	No Impact
III. AIR QUALITY AND GREENHOUSE GAS EMISSIONS.				
Would the project:				
a) Conflict with or obstruct implementation of the applicable air quality plan?	<input type="checkbox"/>	<input type="checkbox"/>	<input type="checkbox"/>	<input checked="" type="checkbox"/>
b) Result in a cumulatively considerable net increase of any criteria pollutant for which the project region is non-attainment under an applicable federal or state ambient air quality standard?	<input checked="" type="checkbox"/>	<input type="checkbox"/>	<input type="checkbox"/>	<input type="checkbox"/>
c) Expose sensitive receptors to substantial pollutant concentrations?	<input checked="" type="checkbox"/>	<input type="checkbox"/>	<input type="checkbox"/>	<input type="checkbox"/>
d) Result in other emissions (such as those leading to odors) adversely affecting a substantial number of people?	<input type="checkbox"/>	<input type="checkbox"/>	<input checked="" type="checkbox"/>	<input type="checkbox"/>
e) Diminish an existing air quality rule or future compliance requirement resulting in a significant increase in air pollutant(s)?	<input type="checkbox"/>	<input type="checkbox"/>	<input checked="" type="checkbox"/>	<input type="checkbox"/>
f) Generate greenhouse gas emissions, either directly or indirectly, that may have a significant impact on the environment?	<input checked="" type="checkbox"/>	<input type="checkbox"/>	<input type="checkbox"/>	<input type="checkbox"/>
g) Conflict with an applicable plan, policy or regulation adopted for the purpose of reducing the emissions of greenhouse gases?	<input checked="" type="checkbox"/>	<input type="checkbox"/>	<input type="checkbox"/>	<input type="checkbox"/>

Significance Criteria

To determine whether or not air quality and greenhouse gas impacts from implementing the proposed project are significant, impacts will be evaluated and compared to the criteria in Table 2-2. The proposed project will be considered to have significant adverse impacts if any one of the thresholds in Table 2-2 are equaled or exceeded.

Table 2-2
South Coast AQMD Air Quality Significance Thresholds

Mass Daily Thresholds ^a		
Pollutant	Construction ^b	Operation ^c
NO _x	100 lbs/day	55 lbs/day
VOC	75 lbs/day	55 lbs/day
PM ₁₀	150 lbs/day	150 lbs/day
PM _{2.5}	55 lbs/day	55 lbs/day
SO _x	150 lbs/day	150 lbs/day
CO	550 lbs/day	550 lbs/day
Lead	3 lbs/day	3 lbs/day
Toxic Air Contaminants (TACs), Odor, and GHG Thresholds		
TACs (including carcinogens and non-carcinogens)	Maximum Incremental Cancer Risk ≥ 10 in 1 million Cancer Burden > 0.5 excess cancer cases (in areas ≥ 1 in 1 million) Chronic & Acute Hazard Index ≥ 1.0 (project increment)	
Odor	Project creates an odor nuisance pursuant to South Coast AQMD Rule 402	
GHG	10,000 MT/yr CO ₂ eq for industrial facilities	
Ambient Air Quality Standards for Criteria Pollutants ^d		
NO ₂ 1-hour average annual arithmetic mean	South Coast AQMD is in attainment; project is significant if it causes or contributes to an exceedance of the following attainment standards: 0.18 ppm (state) 0.03 ppm (state) and 0.0534 ppm (federal)	
PM ₁₀ 24-hour average annual average	10.4 µg/m ³ (construction) ^e & 2.5 µg/m ³ (operation) 1.0 µg/m ³	
PM _{2.5} 24-hour average	10.4 µg/m ³ (construction) ^e & 2.5 µg/m ³ (operation)	
SO ₂ 1-hour average 24-hour average	0.25 ppm (state) & 0.075 ppm (federal – 99 th percentile) 0.04 ppm (state)	
Sulfate 24-hour average	25 µg/m ³ (state)	
CO 1-hour average 8-hour average	South Coast AQMD is in attainment; project is significant if it causes or contributes to an exceedance of the following attainment standards: 20 ppm (state) and 35 ppm (federal) 9.0 ppm (state/federal)	
Lead 30-day Average Rolling 3-month average	1.5 µg/m ³ (state) 0.15 µg/m ³ (federal)	

^a Source: South Coast AQMD CEQA Handbook (South Coast AQMD, 1993)

^b Construction thresholds apply to both the South Coast Air Basin and Coachella Valley (Salton Sea and Mojave Desert Air Basins).

^c For Coachella Valley, the mass daily thresholds for operation are the same as the construction thresholds.

^d Ambient air quality thresholds for criteria pollutants based on South Coast AQMD Rule 1303, Table A-2 unless otherwise stated.

^e Ambient air quality threshold based on South Coast AQMD Rule 403.

KEY: lbs/day = pounds per day ppm = parts per million $\mu\text{g}/\text{m}^3$ = microgram per cubic meter \geq = greater than or equal to
 MT/yr CO₂eq = metric tons per year of CO₂ equivalents $>$ = greater than

Revision: April 2019

Discussion

All the activities identified in Table 2-1 would be expected to have impacts to the topic of air quality and greenhouse gas emissions. As such, the following responses to the checklist questions discuss these activities. Both construction and operational impacts are addressed as applicable.

III. a) No Impact. Warehouses subject to PR 2305 are located within the jurisdiction of South Coast AQMD. In March 2017, the South Coast AQMD approved the Final 2016 AQMP aimed at meeting the state and federal ambient air quality standards for ozone and PM_{2.5}. The key strategy set forward in the 2016 AQMP to meet air quality challenges in South Coast AQMD's jurisdiction is to reduce NO_x emissions sufficiently to meet the 8-hour ozone NAAQS deadlines. One of the critical control measures within the 2016 AQMP for reducing NO_x emissions included the development of a facility-based measure for warehouses (MOB-03). PR 2305 is the resulting proposed approach to satisfy that control measure. 2016 AQMP for reducing NO_x emissions included the development of a facility-based measure for warehouses (MOB-03). PR 2305 is the resulting proposed approach to satisfy that control measure.

Consistent with control measure MOB-03, PR 2305 is expected to reduce emissions associated with on- and off-road equipment operating at warehouses which in turn will contribute to attaining the state and federal ambient air quality standards. Thus, because PR 2305 implements control measure MOB-03 it is not expected to conflict or obstruct implementation of the 2016 AQMP. Therefore, implementing PR 2305 would not diminish an existing air quality rule or future compliance requirement, nor conflict with or obstruct implementation of the applicable air quality plan and this will not be discussed further in the Draft EA.

III. b), c) f), and g) Potentially Significant Impact. The following describes impacts from short-term construction activities and long-term operation of the proposed project.

Short-Term Construction-Related Air Quality Impact

Construction activities pursuant to PR 2305 would result in the generation of air pollutants from: 1) exhaust emissions from off-road diesel-powered construction equipment; 2) dust generated from site preparation, earthmoving, and other construction activities; 3) exhaust emissions from on-road vehicles and 4) off-gas emissions of volatile organic compounds (VOCs) from application of asphalt, paints, and coatings.

Construction activities related to new ZE charging/refueling infrastructure, solar panels, or community benefits projects (e.g., new HVAC systems to filter particulates) would occur at existing warehouses. Therefore, this impact is potentially significant and will be discussed in more detail in the Draft EA.

Long-Term Operation-Related Air Quality Impact

Additional analysis is required to identify the potential impacts associated with changes in truck fleet/type and associated emissions from implementation of PR 2305. Therefore, impacts associated with acquiring and using on-road NZE and ZE trucks, and acquiring and using ZE yard trucks is potentially significant and will be discussed in more detail in the Draft EA.

III. d) Less Than Significant. The threshold for an odor impact is if a project creates an odor nuisance pursuant to Rule 402 (Nuisance), which states:

“A person shall not discharge from any source whatsoever such quantities of air contaminants or other material which cause injury, detriment, nuisance or annoyance to any considerable number of persons or to the public, or which endanger the comfort, repose, health or safety of any such persons or the public, or which cause, or have a natural tendency to cause, injury or damage to business or property.”

The type of facilities that are considered to have objectionable odors include wastewater treatment plants, compost facilities, landfills, solid waste transfer stations, fiberglass manufacturing facilities, paint/coating operations (e.g., auto body shops), dairy farms, petroleum refineries, asphalt batch plants, chemical manufacturing, and food manufacturing facilities. The measures proposed by PR 2305 do not fall within the aforementioned land uses. Additionally, while PR 2305 may result in new infrastructure constructed to comply with some of the WAIRE Menu items at affected facilities, these facilities already operate diesel equipment and trucks. Regarding odors, currently, for all existing diesel-fueled equipment and vehicles, the diesel fuel is required to have a low sulfur content (e.g., 15 ppm by weight or less) in accordance with South Coast AQMD Rule 431.2 – Sulfur Content of Liquid Fuels¹³. Such fuel is expected to minimize odor. The proposed project has the potential to reduce use of diesel equipment and trucks onsite and reduce odors further. In the event that a facility elects to install EV chargers or solar energy systems to earn WAIRE points, operation of the new EV chargers or solar systems are not expected to generate any new odors because these devices are electric. Further, compliance with PR 2305 would mean that some odorous trucks and warehouse equipment would be electrified, such that the existing odor profiles at the affected facilities would be reduced. Thus, PR 2305 is not expected to create significant adverse objectionable odors during operation.

Additionally, emissions from construction equipment, such as diesel exhaust and volatile organic compounds from paving activities, might generate odors. However, these odors would be low in concentration, temporary, and are not expected to affect a substantial number of people. Any odors produced during the construction phase are not expected to be significant or highly objectionable and would be in compliance with Rule 402. Diesel fueled construction equipment would also comply with South Coast AQMD Rule 431.2 – Sulfur Content of Liquid Fuels, which is expected to minimize odor. The operation of construction equipment will occur within the confines of existing affected facilities. Dispersion of diesel emissions over distance generally occurs so that odors associated with diesel emissions may not be discernable to offsite receptors, depending on the location of the equipment and its distance relative to the nearest offsite receptor. Further, the diesel trucks that will be operated onsite will not be allowed to idle longer than five minutes per any one location in accordance with the CARB idling regulation, so odors from these vehicles would not be expected for a prolonged period of time. Therefore, the addition of several pieces of construction equipment and trucks that will operate intermittently, over a relatively short period of time, are not expected to generate diesel exhaust odor substantially greater than what is already typically present at the affected facilities.

Therefore, impacts would be less than significant, no mitigation measures are necessary, and this will not be discussed further in the Draft EA.

III. e) Less than Significant. The determination of whether a proposed project would diminish an existing air quality rule or future compliance requirement resulting in a significant increase in

¹³ South Coast AQMD, Rule 431.2 – Sulfur Content of Liquid Fuels, September 15, 2000.
<http://www.aqmd.gov/docs/defaultsource/rule-book/rule-iv/rule-431-2.pdf>

air pollutant(s) is dependent on construction and operational activities associated with the PR 2305. While PR 2305 does not contain any requirements for warehouses to build infrastructure to comply with the WAIRE program, some WAIRE Menu items may be expected to cause existing warehouses to make physical modifications that may require some construction activities as well as operational changes, once construction is completed. However, all construction activities would abide by local and regional regulations and PR 2305 is expected to reduce operational emissions associated with emission sources operating in and out of warehouse distribution centers. Therefore, development pursuant to PR 2305 is not expected to diminish an existing air quality rule or future compliance requirement or result in a significant increase in air pollutant(s). Impacts would be less than significant, and this will not be discussed further in the Draft EA.

Conclusion

Based upon these considerations, significant construction related air quality and GHG emissions impacts may occur from the installation of ZE charging/refueling infrastructure, solar panels, or community benefits projects (e.g., new HVAC systems to filter particulates). Significant operational impacts may also arise from using on-road NZE and ZE trucks and ZE yard trucks. These impacts will be further analyzed in the Draft EA.

	Potentially Significant Impact	Less Than Significant With Mitigation	Less Than Significant Impact	No Impact
IV. BIOLOGICAL RESOURCES.				
Would the project:				
a) Have a substantial adverse effect, either directly or through habitat modifications, on any species identified as a candidate, sensitive, or special status species in local or regional plans, policies, or regulations, or by the California Department of Fish and Game or U.S. Fish and Wildlife Service?	<input type="checkbox"/>	<input type="checkbox"/>	<input type="checkbox"/>	<input checked="" type="checkbox"/>
b) Have a substantial adverse effect on any riparian habitat or other sensitive natural community identified in local or regional plans, policies, or regulations, or by the California Department of Fish and Game or U.S. Fish and Wildlife Service?	<input type="checkbox"/>	<input type="checkbox"/>	<input type="checkbox"/>	<input checked="" type="checkbox"/>
c) Have a substantial adverse effect on state or federally protected wetlands (including, but not limited to, marsh, vernal pool, coastal, etc.) through direct removal, filling, hydrological interruption, or other means?	<input type="checkbox"/>	<input type="checkbox"/>	<input type="checkbox"/>	<input checked="" type="checkbox"/>
d) Interfere substantially with the movement of any native resident or migratory fish or wildlife species or with established native resident or migratory wildlife corridors, or impede the use of native wildlife nursery sites?	<input type="checkbox"/>	<input type="checkbox"/>	<input type="checkbox"/>	<input checked="" type="checkbox"/>
e) Conflict with any local policies or ordinances protecting biological resources, such as a tree preservation policy or ordinance?	<input type="checkbox"/>	<input type="checkbox"/>	<input type="checkbox"/>	<input checked="" type="checkbox"/>
f) Conflict with the provisions of an adopted Habitat Conservation plan, Natural Community Conservation Plan, or other approved local, regional, or state habitat conservation plan?	<input type="checkbox"/>	<input type="checkbox"/>	<input type="checkbox"/>	<input checked="" type="checkbox"/>

Significance Criteria

Impacts on biological resources will be considered significant if any of the following criteria apply:

- The project results in a loss of plant communities or animal habitat considered to be rare, threatened or endangered by federal, state or local agencies.
- The project interferes substantially with the movement of any resident or migratory wildlife species.
- The project adversely affects aquatic communities through construction or operation of the project.

Discussion

While the activities identified in Table 2-1 would be expected as a result of implementing the proposed project, only installing and using NZE and ZE charging and fueling infrastructure and installing and using solar panels would be expected to have impacts to the topic of biological resources. As such, the following responses to the checklist questions limit the discussion to these activities. Both construction and operational impacts are discussed as applicable.

IV. a), b), c), d), e) & f) No Impact. PR 2305 would offer several compliance options that facilities could implement to reduce emissions from warehouses to achieve the WPCO. PR 2305 would not require or induce new warehouse development however; PR 2305 might result in the onsite installation of ZE charging/fueling infrastructure and solar panels. Warehouse sites have already been disturbed and typically do not contain open space, water features, or natural vegetation. Sites might contain landscaping that consist of ornamental trees and turf. The sites of the affected facilities that would be subject to PR 2305 currently do not support riparian habitat, federally protected wetlands, or migratory corridors because they are existing developed and established facilities currently used for industrial, manufacturing, or warehouse purposes. Additionally, special status plants, animals, or natural communities identified in local or regional plans, policies, or regulations, or by the California Department of Fish and Game or U.S. Fish and Wildlife Service are not expected to be found on or in close proximity to the affected facilities because the affected facilities are in existing industrial, commercial or mixed land use areas. Further, activities resulting from the compliance of the proposed project would be subject to project-level review, including review of biological impacts under CEQA, as applicable. Any offsite installation of ZE charging/refueling infrastructure near applicable warehouses would also be subject to a project-level CEQA review.

Additionally, PR 2305 would not conflict with any adopted Habitat Conservation Plan, Natural Community Conservation Plan, or any other relevant habitat conservation plan, and would not create divisions in any existing communities because onsite activities associated with complying with PR 2305 would occur at existing facilities in previously disturbed areas which are not typically subject to Habitat or Natural Community Conservation Plans. Any offsite installation of ZE charging/refueling infrastructure near applicable warehouses would also be subject to a project-level CEQA review.

Conclusion

Based upon these considerations, significant biological resource impacts are not expected from implementing the proposed project. Since no significant biological resource impacts were identified, no mitigation measures are necessary or required and therefore will not be further discussed in the Draft EA.

	Potentially Significant Impact	Less Than Significant With Mitigation	Less Than Significant Impact	No Impact
V. CULTURAL AND TRIBAL CULTURAL RESOURCES.				
Would the project:				
a) Cause a substantial adverse change in the significance of a historical resource pursuant to CEQA Guidelines Section 15064.5?	<input type="checkbox"/>	<input type="checkbox"/>	<input type="checkbox"/>	<input checked="" type="checkbox"/>
b) Cause a substantial adverse change in the significance of an archaeological resource pursuant to CEQA Guidelines Section 15064.5?	<input type="checkbox"/>	<input type="checkbox"/>	<input checked="" type="checkbox"/>	<input type="checkbox"/>
c) Disturb any human remains, including those interred outside of dedicated cemeteries?	<input type="checkbox"/>	<input type="checkbox"/>	<input checked="" type="checkbox"/>	<input type="checkbox"/>
d) Cause a substantial adverse change in the significance of a tribal cultural resource as defined in Public Resources Code Section 21074, as either a site, feature, place, cultural landscape that is geographically defined in terms of the size and scope of the landscape, sacred place, or object with cultural value to a California Native American Tribe, and that is either:				
• Listed or eligible for listing in the California Register of Historical Resources, or in a local register of historical resources as defined in Public Resources Code Section 5020.1(k)?	<input type="checkbox"/>	<input type="checkbox"/>	<input type="checkbox"/>	<input checked="" type="checkbox"/>
• A resource determined by the lead agency, in its discretion and supported by substantial evidence, to be significant pursuant to criteria set forth in Public Resources Code Section 5024.1(c)? (In applying the criteria set forth in Public Resources Code Section 5024.1(c), the lead agency shall consider the significance of the resource to a California Native American tribe.)	<input type="checkbox"/>	<input type="checkbox"/>	<input type="checkbox"/>	<input checked="" type="checkbox"/>

Significance Criteria

Impacts to cultural resources will be considered significant if:

- The project results in the disturbance of a significant prehistoric or historic archaeological site or a property of historic or cultural significance, or tribal cultural significance to a community or ethnic or social group or a California Native American tribe.
- Unique resources or objects with cultural value to a California Native American tribe are present that could be disturbed by construction of the proposed project.
- The project would disturb human remains.

Discussion

While the activities identified in Table 2-1 would be expected as a result of implementing the proposed project, only installing and using NZE and ZE charging and fueling infrastructure and installing and using solar panels would be expected to have impacts to the topic of cultural resources. As such, the following responses to the checklist questions limit the discussion to these activities. Both construction and operational impacts are discussed as applicable.

V. a) No Impact. Existing laws are in place to protect and mitigate potential impacts to cultural resources. For example, CEQA Guidelines state that generally, a resource shall be considered “historically significant” if the resource meets the criteria for listing in the California Register of Historical Resources, which include the following:

- Is associated with events that have made a significant contribution to the broad patterns of California’s history and cultural heritage;
- Is associated with the lives of persons important in our past;
- Embodies the distinctive characteristics of a type, period, region, or method of construction, or represents the work of an important creative individual, or possesses high artistic values;
- Has yielded or may be likely to yield information important in prehistory or history (CEQA Guidelines Section 15064.5).

Buildings, structures, and other potential culturally significant resources that are less than 50 years old are generally excluded from listing in the National Register of Historic Places, unless they are shown to be exceptionally important. Any of the buildings or structures that may be affected by PR 2305 that are older than 50 years are buildings that are currently utilized for manufacturing or warehousing purposes and would generally not be considered historically significant since they would not have any of the distinctive characteristics of a type, period, region, or method of construction, or represents the work of an important creative individual, or possesses high artistic values. Further, historic resources generally consist of buildings, structures, improvements, and remnants associated with a significant historic event or person(s) and/or have a historically significant style, design, or achievement. Damaging or demolition of historic resources is typically considered to be a significant impact. Impacts to historic resources can occur through direct impacts, such as destruction or removal, and indirect impacts, such as a change in the setting of a historic resource. Any projects pursuant to PR 2305 would occur at or near existing warehouses. Warehouses are generally not historic resources and are not located in historic districts. Additionally, the proposed project would not result in demolition of existing warehouses. Minor modifications to the existing structures to support EV charging equipment, solar panels, and/or natural gas fueling equipment. Construction pursuant to PR 2305 would need to obtain city or county planning department approvals prior to commencement of any construction activities and would be subject to project-level review, including review of historic impacts under CEQA, if

applicable. Therefore, PR 2305 is not expected to cause any impacts to significant historic cultural resources.

V. b) & c) Less Than Significant Impact. Archaeological sites are locations that contain resources associated with former human activities, and might contain such resources as human skeletal remains, waste from tool manufacture, tool concentrations, and/or discoloration or accumulation of soil or food remains. Construction activities associated with the proposed project, such as installation of EV charging stations and solar panels, would occur at warehouse sites that have been previously disturbed. The type of construction that could occur on applicable existing warehouses would not require excavation that goes beyond currently disturbed ground cover. However, for the installation of ZE charging/refueling infrastructure near warehouse sites, ground-disturbing activities have the potential to reveal buried deposits not observed on the surface or to disturb human remains including those interred outside of dedicated cemeteries. Activities that result from compliance with the proposed project would be subject to project-level review, including review of cultural impacts under CEQA, as applicable.

Construction-related activities are expected to be confined within the existing footprint of the affected facilities that have already been fully developed and paved, PR 2305 is not expected to require physical changes to the environment which may disturb paleontological or archaeological resources. Furthermore, in the event that human remains are discovered during any future grading or other ground disturbing activities, the proposed activities would be required to comply with the applicable provisions of Health and Safety Code Section 7050.5 as well as Public Resources Code Section 5097 et. seq. Health and Safety Code Section 7050.5 states that no further disturbance shall occur until the County Coroner has made the necessary findings as to origin. Pursuant to California Public Resources Code Section 5097.98(b), remains shall be left in place and free from disturbance until a final decision as to the treatment and disposition has been made by the Coroner.

If the Coroner determines the remains to be Native American, the California Native American Heritage Commission (NAHC) must be contacted and the NAHC must then immediately notify the “most likely descendant(s)” of receiving notification of the discovery. The most likely descendant(s) shall then make recommendations within 48 hours and engage in consultations concerning the treatment of the remains as provided in Public Resources Code Section 5097.98. PR 2305 would result in replacement of heavy-duty trucks and installation and/or replacement of structures, equipment, and infrastructure at or near warehouses. No physical changes to roadways will occur and the only new offsite structures might include ZE charging/refueling infrastructure near applicable warehouses. Offsite activities that result from compliance with the proposed project would be subject to project-level review, including review of agricultural impacts under CEQA, as applicable.

As such, the proposed project will not cause a substantial adverse change in the significance of an archaeological resource pursuant to CEQA Guidelines Section 15064.5 or disturb any human remains, including those interred outside of formal cemeteries. Impacts would be less than significant.

V. d) Less Than Significant Impact. Refer to section V.a above, since warehouses are not historic resources and are not located in historic districts changes made at or near warehouses would not cause a substantial adverse change in the significance of a historical resource. Furthermore, as part of releasing this CEQA document for public review and comment, the South Coast AQMD also provided a formal notice of the proposed project to all California Native American Tribes (Tribes)

that requested to be on the Native American Heritage Commission's (NAHC) notification list per Public Resources Code Section 21080.3.1(b)(1). The NAHC notification list provides a 30-day period during which a Tribe may respond to the formal notice, in writing, requesting consultation on the proposed project.

In the event that a Tribe submits a written request for consultation during this 30-day period, the South Coast AQMD will initiate a consultation with the Tribe within 30 days of receiving the request in accordance with Public Resources Code Section 21080.3.1(b). Consultation ends when either: 1) both parties agree to measures to avoid or mitigate a significant effect on a Tribal Cultural Resource and agreed upon mitigation measures shall be recommended for inclusion in the environmental document [see Public Resources Code Section 21082.3(a)]; or, 2) either party, acting in good faith and after reasonable effort, concludes that mutual agreement cannot be reached. [Public Resources Code Section 21080.3.2(b)(1)-(2) and Section 21080.3.1(b)(1)].

Furthermore, the provisions of CEQA, Public Resources Code Sections 21080.3.1 et seq. (also known as AB 52), requires meaningful consultation with California Native American Tribes on potential impacts to tribal cultural resources, as defined in Public Resources Code Section 21074. Tribal cultural resources are sites, features, places, cultural landscapes, sacred places, and objects with cultural value to a California Native American tribe that are either eligible or listed in the California Register of Historical Resources or local register of historical resources (CNRA 2018). As part of the AB 52 process, Native American tribes must submit a written request to the relevant lead agency if it wishes to be notified of projects that require CEQA public noticing and are within its traditionally and culturally affiliated geographical area.

Construction resulting from PR 2305 would need to obtain city or county planning department approvals prior to commencement of any construction activities and would be subject to project-level review, including separate tribal consultation under AB 52, as applicable, to address site-specific requests identified by the tribes. Therefore, impacts to tribal cultural resources are less than significant.

Conclusion

Based upon these considerations, significant adverse cultural resources impacts are not expected from implementing the proposed project. Since no significant cultural and tribal cultural resources impacts were identified, no mitigation measures are necessary or required and therefore will not be further discussed in the Draft EA.

	Potentially Significant Impact	Less Than Significant With Mitigation	Less Than Significant Impact	No Impact
VI. ENERGY. Would the project:				
a) Conflict with or obstruct adopted energy conservation plans, a state or local plan for renewable energy, or energy efficiency?	<input type="checkbox"/>	<input type="checkbox"/>	<input checked="" type="checkbox"/>	<input type="checkbox"/>
b) Result in the need for new or substantially altered power or natural gas utility systems?	<input checked="" type="checkbox"/>	<input type="checkbox"/>	<input type="checkbox"/>	<input type="checkbox"/>
c) Create any significant effects on local or regional energy supplies and on requirements for additional energy?	<input checked="" type="checkbox"/>	<input type="checkbox"/>	<input type="checkbox"/>	<input type="checkbox"/>
d) Create any significant effects on peak and base period demands for electricity and other forms of energy?	<input checked="" type="checkbox"/>	<input type="checkbox"/>	<input type="checkbox"/>	<input type="checkbox"/>
e) Comply with existing energy standards?	<input type="checkbox"/>	<input type="checkbox"/>	<input checked="" type="checkbox"/>	<input type="checkbox"/>
f) Result in potentially significant environmental impact due to wasteful, inefficient, or unnecessary consumption of energy resources, during project construction or operation?	<input type="checkbox"/>	<input type="checkbox"/>	<input checked="" type="checkbox"/>	<input type="checkbox"/>
g) Require or result in the relocation or construction of new or expanded electric power, natural gas or telecommunication facilities, the construction or relocation of which could cause significant environmental effects?	<input checked="" type="checkbox"/>	<input type="checkbox"/>	<input type="checkbox"/>	<input type="checkbox"/>

Significance Criteria

Impacts to energy resources will be considered significant if any of the following criteria are met:

- The project conflicts with adopted energy conservation plans or standards.
- The project results in substantial depletion of existing energy resource supplies.
- An increase in demand for utilities impacts the current capacities of the electric and natural gas utilities.
- The project uses energy resources in a wasteful and/or inefficient manner.

Discussion

All the activities identified in Table 2-1 would be expected to have impacts to the topic of energy. As such, the following responses to the checklist questions discuss these activities. Both construction and operational impacts are addressed as applicable.

VI. a), e), & f) Less than Significant. PR 2305 does not require any action which would result in any conflict with an adopted energy conservation or efficiency plan or result in potentially significant environmental impacts due to wasteful, inefficient, or unnecessary consumption of energy resources, during project construction or operation. Any existing or future facilities that implement the requirements of PR2305 would be expected to continue implementing any existing energy conservation plans that are currently in place regardless of whether the proposed project is implemented.

Additionally, PR 2305 does not require any measures which would conflict with a state or local plan for renewable energy. Renewable energy sources include wind, small hydropower, solar, geothermal, biomass, and biogas. The California Renewables Portfolio Standard (RPS) was established in 2002 under Senate Bill 1078 (SB 1078) and was amended in 2006 and 2011. The RPS program requires investor-owned utilities, electric service providers, and community choice aggregators to increase the use of eligible renewable energy resources to 33 percent of total procurement by 2020. Executive Order S-14-08, signed in November 2008, expanded the state's RPS to 33 percent renewable power by 2020. This standard was adopted by the legislature in 2011 (SB X1-2). SB 350, de Leon was signed into law September 2015 and establishes tiered increases to the RPS. SB 350 requires renewable energy resources of 40 percent by 2024, 45 percent by 2027, and 50 percent by 2030. SB 350 also set a new goal to double the energy-efficiency savings in electricity and natural gas through energy efficiency and conservation measures. On September 10, 2018, Governor Brown signed SB 100, which raises California's RPS requirements to 60 percent by 2030, with interim targets, and 100 percent by 2045. The bill also establishes a state policy that eligible renewable energy resources and zero-carbon resources supply 100 percent of all retail sales of electricity to California end-use customers and 100 percent of electricity procured to serve all state agencies by December 31, 2045. Under SB 100 the state cannot increase carbon emissions elsewhere in the western grid or allow resource shuffling to achieve the 100 percent carbon-free electricity target. Electricity production from renewable sources is generally considered carbon neutral. WAIRE Menu options include solar panels and storage. Therefore, the proposed project would not obstruct a state or local plan for renewable energy.

VI. b), c), d) & g) Potentially Significant Impact.

Construction

Construction activities pursuant to PR 2305 would consume energy, in the short term, due to gasoline and/or diesel fuel and electricity consumed by construction vehicles and equipment. Construction activities may require the use of energy-consuming construction equipment for grading, hauling, and building activity. Electricity use during construction activities is expected to vary depending on which phase of construction is occurring—with the majority of construction-related energy consumption resulting from fossil fuel use such as gasoline or diesel fuel occurring during activities such as grading and the majority of electricity use occurring during the later construction phases which may require more electric powered equipment. The use of electricity during construction would be temporary and would fluctuate according to the phase of construction. Furthermore, construction pursuant to PR 2305 would need to obtain city or county planning department approvals prior to commencement of any construction activities and would

be subject to project-level review, including review of energy impacts under CEQA, if applicable. Therefore, impacts from construction vehicles and equipment are assumed to be less than significant and will not be discussed further in the EA.

Construction transportation energy use depends on the type of vehicle, number of trips, vehicle miles traveled, fuel efficiency of vehicles, and travel mode. Transportation energy use during construction activities is derived from the use of gasoline and diesel fuel consumption required to operate vendor trucks that provide deliveries of equipment and building materials, as well as worker vehicles as they commute to construction sites. Construction transportation energy could be potentially significant and will be discussed further in the EA.

Operation

Once construction is completed, operation of projects implemented by owners and operators of warehouses pursuant to PR 2305 could create additional demands for electricity, hydrogen, and natural gas compared to existing conditions. In addition, warehouse operators and owners may comply with PR 2305 by installing solar panels which would reduce the need for additional energy resources from local utilities.

The proposed measures pursuant to PR 2305 would result in an increase in electricity, hydrogen, and/or natural gas consumption during the operational phase. Electricity, hydrogen, and natural gas would be used to charge and fuel trucks, TRUs, and cargo handling equipment (CHE). Implementation of PR 2305 would also result in an energy penalty from the use of HEPA filters. Existing warehouses would be expected to comply with existing energy regulations in accordance with existing standards and additional requirements in local zoning codes. During the local land use permit process, the project proponent might be required by the local jurisdiction or energy utility to undertake a site-specific CEQA analysis to determine the impacts, if any, associated with the siting and construction of new infrastructure to support the electricity, hydrogen, or natural gas demands of the WAIRE Menu options needed to achieve the WPCO.

Pursuant to PR 2305 warehouses may choose to switch to ZE or NZE trucks and ZE truck yards, or use NZE and ZE charging and fueling infrastructure and as such would require more electricity or natural gas and may warrant additional infrastructure to service warehouses that utilize solar energy systems for WAIRE Points to achieve their WPCO. Therefore, this impact is potentially significant and will be discussed in more details in the Draft EA.

Conclusion

Based upon these considerations, significant impacts from energy use for construction related trips may occur. Significant operational impacts may also arise from using on-road NZE and ZE trucks and ZE yard trucks and installing NZE and ZE charging and fueling stations. These impacts will be further analyzed in the Draft EA.

	Potentially Significant Impact	Less Than Significant With Mitigation	Less Than Significant Impact	No Impact
VII. GEOLOGY AND SOILS. Would the project:				
a) Directly or indirectly cause potential substantial adverse effects, including the risk of loss, injury, or death involving:				
• Rupture of a known earthquake fault, as delineated on the most recent Alquist-Priolo Earthquake Fault Zoning Map issued by the State Geologist for the area or based on other substantial evidence of a known fault?	<input type="checkbox"/>	<input type="checkbox"/>	<input checked="" type="checkbox"/>	<input type="checkbox"/>
• Strong seismic ground shaking?	<input type="checkbox"/>	<input type="checkbox"/>	<input checked="" type="checkbox"/>	<input type="checkbox"/>
• Seismic-related ground failure, including liquefaction?	<input type="checkbox"/>	<input type="checkbox"/>	<input checked="" type="checkbox"/>	<input type="checkbox"/>
• Landslides?	<input type="checkbox"/>	<input type="checkbox"/>	<input checked="" type="checkbox"/>	<input type="checkbox"/>
b) Result in substantial soil erosion or the loss of topsoil?	<input type="checkbox"/>	<input type="checkbox"/>	<input checked="" type="checkbox"/>	<input type="checkbox"/>
c) Be located on a geologic unit or soil that is unstable or that would become unstable as a result of the project, and potentially result in on- or off-site landslide, lateral spreading, subsidence, liquefaction or collapse?	<input type="checkbox"/>	<input type="checkbox"/>	<input checked="" type="checkbox"/>	<input type="checkbox"/>
d) Be located on expansive soil, as defined in Table 18-1-B of the Uniform Building Code (1994), creating substantial direct or indirect risks to life or property?	<input type="checkbox"/>	<input type="checkbox"/>	<input checked="" type="checkbox"/>	<input type="checkbox"/>
e) Have soils incapable of adequately supporting the use of septic tanks or alternative wastewater disposal systems where sewers are not available for the disposal of wastewater?	<input type="checkbox"/>	<input type="checkbox"/>	<input type="checkbox"/>	<input checked="" type="checkbox"/>
f) Directly or indirectly destroy a unique paleontological resource or site or unique geological feature?	<input type="checkbox"/>	<input type="checkbox"/>	<input checked="" type="checkbox"/>	<input type="checkbox"/>

Significance Criteria

Impacts on the geological environment will be considered significant if any of the following criteria apply:

- Topographic alterations would result in significant changes, disruptions, displacement, excavation, compaction or over covering of large amounts of soil.
- Unique geological resources (paleontological resources or unique outcrops) are present that could be disturbed by the construction of the proposed project.
- Exposure of people or structures to major geologic hazards such as earthquake surface rupture, ground shaking, liquefaction or landslides.
- Secondary seismic effects could occur which could damage facility structures, e.g., liquefaction.
- Other geological hazards exist which could adversely affect the facility, e.g., landslides, mudslides.
- Unique paleontological resources or sites or unique geologic features are present that could be directly or indirectly destroyed by the proposed project.

Discussion

While the activities identified in Table 2-1 would be expected as a result of implementing the proposed project, only installing and using NZE and ZE charging and fueling infrastructure and installing and using solar panels would be expected to have impacts to the topic of geology and soils. As such, the following responses to the checklist questions limit the discussion to these activities. Both construction and operational impacts are discussed as applicable.

VII. a) Less Than Significant Impact. The Alquist-Priolo Earthquake Fault Zoning Act was passed in 1972 to mitigate the hazard of surface faulting to structures for human occupancy. Surface rupture is the most easily avoided seismic hazard. Fault rupture generally occurs within 50 feet of an active fault line and is limited to the immediate area of the fault zone where the fault breaks along the surface. The main purpose of the Alquist-Priolo Earthquake Fault Zoning Act is to prevent construction of buildings used for human occupancy on the surface of active faults, in order to minimize the hazard of surface rupture of a fault to people and habitable buildings. Before cities and counties can permit development within Alquist-Priolo Earthquake Fault Zones, geologic investigations are required to show that a proposed development site is not threatened by surface rupture from future earthquakes. Therefore, any future project development near existing warehouses would not subject people or structures to hazards arising from surface rupture of a known active fault.

The most significant geologic hazard to the design life of any project associated with PR 2305 is the potential for moderate to strong ground shaking resulting from earthquakes generated on the faults in seismically active southern California. It is anticipated that future projects would likely be subject to strong ground shaking due to earthquakes on nearby faults. The intensity of ground shaking would depend on the magnitude of the earthquake, distance to the epicenter, and the geology of the area between the epicenter and the project sites. However, the warehouses affected by PR 2305 are not at a greater risk of seismic activity or impacts than other sites in southern California.

The California Building Code (CBC; California Code of Regulations, Title 24, Part 2) contains provisions to safeguard against major structural failures or loss of life caused by earthquakes or other geologic hazards. The CBC contains provisions for earthquake safety based on factors including the types of soil and rock onsite, and the strength of ground motion with specified

probability of occurring at the site. Additionally, Section 1803.2 of the 2019 CBC, requires a geotechnical investigation that must evaluate soil classification, slope stability, soil strength, position and adequacy of load-bearing soils, the effect of moisture variation on soil-bearing capacity, compressibility, liquefaction, and expansiveness, as necessary. The geotechnical investigation must be prepared by registered professionals (i.e., California Registered Civil Engineer or Certified Engineering Geologist). Recommendations of the report pertaining to structural design and construction recommendations for earthwork, grading, slopes, foundations, pavements, and other necessary geologic and seismic considerations must be incorporated into the design and construction of the proposed project. PR 2305 does not cause or require new warehouses to be constructed, however owners or operators of warehouses may choose WAIRE Menu items that would result in construction activities. These activities would be required to adhere to the provisions of the CBC. Compliance with the requirements of the CBC for structural safety during a seismic event would reduce hazards from strong seismic ground shaking to less than significant.

Liquefaction is a phenomenon that occurs when soil undergoes a transformation from a solid state to a liquified condition. It refers to loose, saturated sand or silt deposits that behave as a liquid and lose their load-supporting capability when strongly shaken. Loose granular soils and silts that are saturated by relatively shallow groundwater are susceptible to liquefaction. When subjected to seismic ground shaking, affected soils lose strength during liquefaction and foundation failure can occur. Landslides are the downslope movement of geologic materials. Slope failures in the form of landslides are common during strong seismic shaking in areas of steep hills.

Installation of ZE charging/fueling infrastructure and solar panels may require a geotechnical investigation, as required by the CBC, to evaluate geohazards, like liquefaction potential of underlying soils. For such facilities that would be installed onsite at existing warehouses, a geotechnical investigation would already be available. Grading, design, and construction work would conform with the recommended design parameters of the geotechnical investigation. Cities and counties would impose the recommended design parameters as a condition of any required planning approval, and compliance would be ensured through plan checks and development review processes. Compliance with the requirements of the CBC would reduce hazards from liquefaction and landslides to less than significant.

VII. b) Less Than Significant Impact. Erosion is the movement of rock and soil from place to place and is a natural process. Common agents of erosion include wind and flowing water. Significant erosion typically occurs on steep slopes where stormwater and high winds can carry topsoil down hillsides. Erosion can be increased greatly by earthmoving activities if erosion-control measures are not used.

Installation of ZE charging/refueling infrastructure and solar panels, subsequent to adoption of PR 2305 could involve excavation, grading, and construction activities that would disturb soil and leave exposed soil on the ground surface. Soil erosion at construction sites could be caused by water, wind, or vehicles tracking soil offsite. However, projects that occur as a result of PR 2305 would have a small construction footprint, and would be subject to local, regional, and state codes and requirements for erosion control and grading during construction. Projects would be subject to the National Pollution Discharge Elimination System (NPDES) permitting regulations, including the development and implementation of a Stormwater Pollution Prevention Plan (SWPPP) as applicable. Construction contractors would be required to prepare and implement a SWPPP and associated Best Management Practices (BMPs) in compliance with the Construction

General Permit (CGP) during grading and construction of any site that disturbs more than one acre of land. Adherence to the BMPs in the SWPPP and adherence with local, regional, and state codes and requirements for erosion control and grading during construction would reduce, prevent, or minimize soil erosion from grading and construction activities. Therefore, soil erosion impacts would be less than significant.

VII. c) & d) Less Than Significant Impact. Hazards from liquefaction and lateral spreading are addressed above in VII.a. As concluded in that section, impacts would be less than significant, and no mitigation measures are necessary. Following is a discussion of the potential impacts resulting from other geologic and soil conditions.

Lateral Spreading

Lateral spreading is a phenomenon that occurs in association with liquefaction and includes the movement of non-liquefied soil materials.

Subsidence

The major cause of ground subsidence is the excessive withdrawal of groundwater. Soils with high silt or clay content are particularly susceptible to subsidence.

Expansive Soils

Expansive soils shrink or swell as the moisture content decreases or increases; the shrinking or swelling can shift, crack, or break structures built on such soils.

Geotechnical investigations, as required by the CBC, evaluate the potential for adverse impacts from lateral spreading, subsidence, and expansive soils and propose appropriate site design measures. If required to comply with PR 2305, all grading, design, and construction work would conform with the recommended design parameters of a geotechnical investigation. Cities and Counties would impose the recommended design parameters as a condition of any required planning approval, and compliance would be ensured through plan checks and development review processes. Compliance with the requirements of the CBC would reduce hazards to less than significant.

VII. e) No Impact. Implementation of PR 2305 would not involve the use of septic tanks or other alternative wastewater disposal systems since each affected warehouse would be expected to have an existing sewer system. Therefore, the implementation of PR 2305 will not adversely affect soils associated with installing a new septic system or alternative wastewater disposal system or modifying an existing sewer. Thus, no impact would occur, and no mitigation measures are necessary.

VII. f) Less Than Significant Impact. Paleontological resources, commonly known as fossils, are the recognizable physical remains or evidence of past life forms found on earth in past geological periods — and can include bones, shells, leaves, tracks, burrows, and impressions. Ground-disturbing activities such as grading, or excavation have the potential to unearth paleontological resources that might underly a site. However, PR 2305 would only result in construction activities where owners or operators of warehouses choose certain WAIRE Menu items for onsite improvements (e.g., solar panels, ZE/ZNE charging infrastructure). These WAIRE Menu items are unlikely to require substantial soil excavation underneath the existing footings and would be located on already disturbed and developed industrial settings; and therefore, no

significant impact would occur. Further, projects implemented as a result of PR 2305 would be subject to project-level review, including review of paleontological impacts under CEQA, as applicable. Therefore, PR 2305 is not expected to directly or indirectly destroy a unique paleontological resource or site or unique geological feature.

Conclusion

Based upon these considerations, significant adverse geology and soils impacts are not expected from the implementation of PR 2305. Since no significant geology and soils impacts were identified, no mitigation measures are necessary or required and therefore will not be further discussed in the Draft EA.

	Potentially Significant Impact	Less Than Significant With Mitigation	Less Than Significant Impact	No Impact
VIII. HAZARDS AND HAZARDOUS MATERIALS. Would the project:				
a) Create a significant hazard to the public or the environment through the routine transport, use, or disposal of hazardous materials?	<input type="checkbox"/>	<input type="checkbox"/>	<input checked="" type="checkbox"/>	<input type="checkbox"/>
b) Create a significant hazard to the public or the environment through reasonably foreseeable upset and accident conditions involving the release of hazardous materials into the environment?	<input type="checkbox"/>	<input type="checkbox"/>	<input checked="" type="checkbox"/>	<input type="checkbox"/>
c) Emit hazardous emissions, or handle hazardous or acutely hazardous materials, substances, or waste within one-quarter mile of an existing or proposed school?	<input type="checkbox"/>	<input type="checkbox"/>	<input checked="" type="checkbox"/>	<input type="checkbox"/>
d) Be located on a site which is included on a list of hazardous materials sites compiled pursuant to Government Code Section 65962.5 and, as a result, would create a significant hazard to the public or the environment?	<input type="checkbox"/>	<input type="checkbox"/>	<input checked="" type="checkbox"/>	<input type="checkbox"/>
e) For a project located within an airport land use plan or, where such a plan has not been adopted, within two miles of a public airport or public use airport, would the project result in a safety hazard for people residing or working in the project area?	<input type="checkbox"/>	<input type="checkbox"/>	<input type="checkbox"/>	<input checked="" type="checkbox"/>
f) Impair implementation of or physically interfere with an adopted emergency response plan or emergency evacuation plan?	<input type="checkbox"/>	<input type="checkbox"/>	<input type="checkbox"/>	<input checked="" type="checkbox"/>
g) Significantly increased fire hazard in areas with flammable materials?	<input type="checkbox"/>	<input type="checkbox"/>	<input checked="" type="checkbox"/>	<input type="checkbox"/>

Significance Criteria

Impacts associated with hazards will be considered significant if any of the following occur:

- Non-compliance with any applicable design code or regulation.
- Non-conformance to National Fire Protection Association standards.
- Non-conformance to regulations or generally accepted industry practices related to operating policy and procedures concerning the design, construction, security, leak detection, spill containment or fire protection.
- Exposure to hazardous chemicals in concentrations equal to or greater than the Emergency Response Planning Guideline (ERPG) 2 levels.

Discussion

The term “hazardous material” can be defined in different ways. For purposes of this environmental document, the definition of “hazardous material” is the one outlined in the Health and Safety Code, Section 25501:

Hazardous materials that, because of their quantity, concentration, or physical or chemical characteristics, pose a significant present or potential hazard to human health and safety or to the environment if released into the workplace or the environment. Hazardous materials include, but are not limited to, hazardous substances, hazardous waste, and any material that a handler or the unified program agency has a reasonable basis for believing that it would be injurious to the health and safety of persons or harmful to the environment if released into the workplace or the environment.

“Hazardous waste” is a subset of hazardous materials, and the definition is essentially the same as in the Health and Safety Code, Section 25117, and in the California Code of Regulations, Title 22, Section 66261.2:

Hazardous wastes are those that, because of their quantity, concentration, or physical, chemical, or infectious characteristics, may either cause, or significantly contribute to an increase in mortality or an increase in serious illness, or pose a substantial present or potential hazard to human health or the environment when improperly treated, stored, transported, disposed of, or otherwise managed.

Hazardous materials can be categorized as hazardous nonradioactive chemical materials, radioactive materials, and biohazardous materials (infectious agents such as microorganisms, bacteria, molds, parasites, viruses, and medical waste).

Exposure of the public or the environment to hazardous materials could occur through but not limited to the following means: improper handling or use of hazardous materials or waste, particularly by untrained personnel; transportation accident; environmentally unsound disposal methods; and/or fire, explosion, or other emergencies. The severity of potential effects varies with the activity conducted, the concentration and type of hazardous material or wastes present, and the proximity of sensitive receptors.

All the activities identified in Table 2-1 would be expected to have impacts to the topic of hazards and hazardous wastes. As such, the following responses to the checklist questions discuss these activities. Both construction and operational impacts are addressed as applicable.

VIII. a), b) & c) Less than Significant. PR 2305 has been developed to reduce local and regional emissions, and to facilitate local and regional emission reductions associated with warehouses and the mobile sources attracted to warehouses. Affected owners and operators of warehouses are expected to comply with the rule by earning WAIRE points through the selection and implementation of WAIRE Menu items such as onsite solar panels or installing charging and refueling ZE and NZE infrastructure. The proposed project does not cause or require owners or operators of warehouses to select WAIRE Menu items that require construction; however, owners or operators of warehouses may choose to comply with PR 2305 by selecting WAIRE Menu items that require minor construction. Any construction activities that occur as a result of PR 2305 are expected to be minor and are not expected to generate additional hazards at the affected warehouses. Operational activities could involve the use and disposal of batteries, associated with ZE trucks, ZE yard trucks, and solar panels. The operational phase could also involve the use and disposal of air filters. Furthermore, the use of ZE or NZE trucks and installation of ZE or NZE refueling stations could involve the use of natural gas or hydrogen fuel. However, these hazardous materials are not expected to create a new significant hazard to the public or environment. The following is a discussion of potential hazards and hazardous materials impacts that could occur during construction and operation as a result of implementing PR 2305.

Construction

Construction activities associated with onsite and near site installations of structures, equipment, and infrastructure could involve the use of hazardous materials. If construction activities occur at affected warehouses, those activities could involve use of hazardous materials including cleansers and degreasers; fluids used in routine maintenance and operation of construction equipment, such as oil and lubricants; and architectural coatings including paints. However, if any hazardous materials are used during construction the use, storage, transportation, and management of such hazardous materials and wastes would be regulated by federal, state, and local laws and would not be in such quantities or stored in such a manner as to pose a significant safety hazard. Further, construction activities would be temporary and are expected to cease upon completion.

For example, all spills or leakage of petroleum products during construction activities are required to be immediately contained, the hazardous material identified, and the material remediated in compliance with applicable state and local regulations for the cleanup and disposal of that contaminant.

For the reasons described above, impacts to the public, the environment, or nearby schools through the routine use and transport of hazardous materials, or reasonably foreseeable upset conditions involving the release of hazardous materials into the environment during construction are expected to be less than significant.

Operation

Implementation of PR 2305 may result in hazards and hazardous materials operational impacts due to: 1) the installation and/or use of ZE charging/refueling infrastructure, such as natural gas or hydrogen fuel, which may require preparation of a hazardous materials business plan if fuels are stored onsite in substantial quantities¹⁴; 2) acquiring and/or using on-road NZE trucks and the

¹⁴ State of California, California Code, Health and Safety Code - § 25507, January 1, 2019, Section 4.3.4.2, Use of Alternative Fuels, pages 4.3-17 through 4.3-29.

http://leginfo.legislature.ca.gov/faces/codes_displaySection.xhtml?lawCode=HSC§ionNum=25507

associated increase demand for alternative fuels; 3) an increase in the number of battery-powered trucks and yard trucks powered by lithium batteries, which are regulated as a hazardous material; 4) batteries associated with the use of solar panels; and 4) maintenance and replacement of community based air filters/filtration systems.

The March 2017 Final Program EIR for the 2016 Air Quality Management Plan analyzed control measure MOB-03, *Emission Reductions at Warehouse Distribution Centers*, and dismissed impacts associated with the routine transport, use, or disposal of alternative fuels and batteries and impacts associated with the reasonably foreseeable upset and accident conditions involving the release of these hazardous materials into the environment.¹⁵

The use and transport of alternative fuels and batteries associated with installing and/or using ZE charging/refueling infrastructure, the increased use of NZE vehicles, and the increased use of battery-powered trucks and yard trucks as part of implementing the proposed project is consistent with the analysis in the March 2017 Final Program EIR as shown in Section 4.3.4.2, *Use of Alternative Fuels*, and Section 4.3.4.7, *Transport Hazards*, of this report.

The March 2017 Final Program EIR includes various existing regulations and recommended safety procedures that, when employed, will reduce hazards impacts associated with the use of alternative clean fuels and batteries when compared to conventional fuels (see Table 4.3-5, *Summary of Hazards and Existing Safety Regulations/Procedures Associated with Alternative Fuels*, of the March 2017 Final Program EIR). Consistent with the analysis in the March 2017 Final Program EIR, when users of alternative fuels and batteries comply with existing regulations and recommended safety procedures, hazards impacts from activities as a result of the proposed project are expected to be the same or less than those of conventional fuels.

Additionally, the use of alternative fuels and batteries requires additional knowledge and training of emergency responders and owners/operators of charging/fueling stations. Further, as use of alternative fuels and batteries increases, the use of conventional fuels such as gasoline and diesel will decline. As a result, explosion and flammability hazards associated with conventional fuels will also decline. Furthermore, hazards and hazardous clean-up associated with accidental releases of conventional fuels, especially diesel, are reduced with increasing use of alternative fuels. The March 2017 Final Program EIR also found that hazards associated with the transportation of the alternative fuels would not be a significant risk factor.¹⁶

Operations would also involve the use of small amounts of hazardous materials, such as cleansers, paints, degreasers, adhesive, and sealers for cleaning and maintenance purposes. Operations would also generate small amounts of hazardous waste from the maintenance and replacement of community based air filters/filtration systems and the maintenance and replacement of batteries for solar panels. The use, storage, transport, and disposal of hazardous materials would be governed by existing regulations of several agencies, including the U.S. EPA, US Department of Transportation, the California Regional Water Quality Control Board, California Division of Occupational Safety and Health, and local or regional environmental health departments and fire departments. Strict adherence to all local and regional emergency response plan requirements would also be required. Furthermore, warehouse owners or operators would be required to provide

¹⁵ South Coast AQMD, Final Program Environmental Impact Report for the 2016 Air Quality Management Plan, March 2017. <http://www.aqmd.gov/docs/default-source/ceqa/documents/aqmd-projects/2016/2016aqmpfpeir.pdf?sfvrsn=10>

¹⁶ State of California, California Code, Health and Safety Code - § 25507, January 1, 2019. http://leginfo.ca.gov/faces/codes_displaySection.xhtml?lawCode=HSC§ionNum=25507

workers with training on safe use, handling, and storage of hazardous materials and would maintain equipment and supplies for containing and cleaning up spills of hazardous materials that could be safely contained and cleaned by onsite workers.

For the reasons described above, impacts to the public or environment through the continued routine operations at warehouses are expected to be less than significant.

VIII. d) Less Than Significant Impact. Implementation of PR 2305 might include the installation of ZE charging/refueling infrastructure, and solar panels on a site which is included on a list of hazardous materials sites compiled pursuant to Government Code Section 65962.5 such as a leaking underground storage tank site, cleanup program sites, hazardous waste sites, and brownfield sites.

Remediation of such sites prior to development would comply with the following federal, State, local laws and regulations:

- **Transportation of Hazardous Waste.** Hazardous materials and hazardous wastes will be transported to and/or from the projects developed pursuant to regulation XXIII in compliance with the U.S. Department of Transportation regulations listed in the Code of Federal Regulations (Title 49, Hazardous Materials Transportation Act); California Department of Transportation standards; and the California Occupational Safety and Health Administration standards.
- **Resource Conservation and Recovery Act.** Hazardous waste generation, transportation, treatment, storage, and disposal will be conducted in compliance with the Subtitle C of the Resource Conservation and Recovery Act (RCRA) (Code of Federal Regulations, Title 40, Part 263), including the management of nonhazardous solid wastes and underground tanks storing petroleum and other hazardous substances. Designated Certified Unified Program Agencies would implement state and federal regulations for the following programs: (1) Hazardous Materials Release Response Plans and Inventory Program, (2) California Accidental Release Prevention Program, (3) Aboveground Petroleum Storage Act Program, and (4) Underground Storage Tank Program (5) Hazardous Waste Generator and Onsite Hazardous Waste Treatment Programs (6) Hazardous Materials Management Plan and Hazardous Material Inventory Statement Program.
- **California UST Regulations.** Underground storage tank (UST) repairs and/or removals will be conducted in accordance with the California UST Regulations (Title 23, Chapter 16 of the California Code of Regulations). Any unauthorized release of hazardous materials will require release reporting, initial abatement, and corrective actions that will be completed with oversight from the Regional Water Quality Control Board, Department of Toxic Substances Control, Fire Protection Districts, South Coast AQMD, and/or other regulatory agencies, as necessary.
- **Requirements for Phase I Environmental Site Assessments.** Phase I Environmental Site Assessments are required for land purchasers to qualify for the Innocent Landowner Defense under Comprehensive Environmental Response, Compensation, and Liability Act, to minimize environmental liability under other laws such as RCRA, and as a lender prerequisite to extend a loan for purchase of land.

- **Volatile Organic Compound Emissions.** South Coast AQMD’s Rule 1166, *Volatile Organic Compound Emissions from Decontamination of Soil*, establishes requirements to control the emission of VOCs from excavating, grading, handling, and treating soil contaminated from leakage, spillage, or other means of VOCs deposition. Rule 1166 stipulates that any parties planning on excavating, grading, handling, transporting, or treating soils contaminated with VOCs must first apply for and obtain, and operate pursuant to, a mitigation plan prior to commencement of operation. Best available control technology is required during all phases of remediation of soil contaminated with VOCs. Rule 1166 also sets forth testing, record keeping and reporting procedures that must be followed at all times. Non-compliance with Rule 1166 can result in the revocation of the approved mitigation plan, the owner and/or the operator being served with a Notice of Violation for creating a public nuisance, or an order to halt the offending operation until the public nuisance is mitigated.
- **Earth Moving Activities of Soils Contaminated by Toxic Air Contaminants.** South Coast AQMD’s Rule 1466, *Control of Particulate Emissions from Soils with Toxic Air Contaminants*, applies to any owner or operator conducting earth-moving activities of soil with applicable toxic air contaminant(s) as defined in paragraph (c)(15) of the rule that have been identified as contaminant(s) of concern at a site. The provisions in Rule 1466 include ambient PM10 monitoring, dust control measures, notification, signage, and recordkeeping requirements. The rule does not apply to earth-moving activities of soil with applicable toxic air contaminant(s) of less than 50 cubic yards.

Installation of equipment such as solar panels would not require ground disturbance underneath the current foundations. However, installation of ZE charging/refueling infrastructure could require grading activities, which may or may not require excavations underneath the current foundations. Excavation is expected to be minimal and would be associated with the installation of conduits, foundations for infrastructure, or underground storage tank. However, the installation of ZE charging/refueling infrastructure is not expected to exacerbate existing hazards since construction activities would be managed to minimize disturbance onsite, in accordance with applicable federal, state, and local rules and regulations. Projects that would require a grading permit prior to installation of ZE charging/fueling infrastructure would be subject to local regulations. Activities resulting from the compliance of the proposed project would also be subject to project-level review, including review of hazard impacts under CEQA, as applicable. Therefore, significant hazards from sites that might be included on a list of hazardous materials sites compiled pursuant to Government Code Section 65962.5 would be less than significant.

VIII. e) No Impact. The State Aeronautics Act of the California Public Utilities Code establishes statewide requirements for the airport land use compatibility planning and requires nearly every county to create an Airport Land Use Commission or an alternative process with a designated responsible agency or agencies. The main goal of the Airport Land Use Commission (ALUC) or designated responsible agency is to protect the public health, safety and welfare by ensuring the orderly expansion of airports and the adoption of land use measures that minimize the public’s exposure to extensive noise and safety hazards within areas around airports. Compatibility issues are identified and analyzed in Airport Land Use Compatibility Plans for each airport, as applicable, and implementation of these plans promotes compatible development around the airports. ALUCs and/or designated responsible agencies would review land use compatibility issues for any projects

pursuant to PR 2305 that are within airport safety zones including safety, noise, overflight and airspace protection.

Furthermore, Federal Aviation Administration regulation, 14 CFR Part 77 – *Safe, Efficient Use and Preservation of the Navigable Airspace*, provides information regarding the types of projects that may affect navigable airspace. Projects may adversely affect navigable airspace if they involve construction or alteration of structures greater than 200 feet above ground level within a specified distance from the nearest runway or objects within 20,000 feet of an airport or seaplane base with at least one runway more than 3,200 feet in length and the object would exceed a slope of 100:1 horizontally (100 feet horizontally for each one foot vertically from the nearest point of the runway). As such, the installation of ZE charging/refueling infrastructure and solar panels is not expected to affect navigable airspace. Therefore, projects located within an airport land use plan or, where such a plan has not been adopted, within two miles of a public airport or public use airport, would not result in a safety hazard for people residing or working in the project area.

VIII. f) No Impact. Local emergency management plans, evacuation plans, and/or safety elements included in General Plans typically include emergency evacuation route maps that help residents evacuate during emergencies while simultaneously allowing first responders' access into a disaster area without congestion and gridlock. Identified routes consist mostly of interstate freeways and state highways. The maps are intended to support pre-emergency identification of options for ingress and egress. The specific emergency routes employed in the case of an actual emergency are usually designated by evacuation authorities based on emergency conditions and are communicated to residents at the time of the emergency.

Local emergency management plans or hazard mitigation plans address how counties and cities should respond to extraordinary events or disasters (e.g., aviation accidents, civil unrest and disobedience/riot, dam and reservoir failure, disease, earthquake, flood, etc.), from the preparedness phase through recovery. County or city fire and law enforcement departments are responsible for coordinating all emergency management activities and implementing local emergency management or hazard mitigation plans.

PR 2305 would cause no physical changes to roadways or alter traffic patterns on highways and freeways and new offsite structures might include ZE charging/refueling infrastructure near applicable warehouses. Construction activities associated with the proposed project, including staging and stockpiling, would occur within the project boundaries and would not occur on any major arterials or highways that may be used during potential emergency situations. Activities resulting from the compliance of the proposed project would also be required to provide adequate access for emergency vehicles per the California Fire Code. Any short-term temporary impacts on adjacent roadways would be temporary and limited to the construction period. Therefore, PR 2305 is not expected to impair the implementation of or physically interfere with an adopted emergency response plan or emergency evacuation plan.

VIII. g) Less than Significant. WAIRE Menu items, such as high power electric equipment, solar panels, and hydrogen and natural gas infrastructure could increase fire hazard risk. The California Fire Code and CBC set standards intended to minimize risks from flammable or otherwise hazardous materials. Local jurisdictions are required to adopt the uniform codes or comparable regulations. Local fire agencies require permits for the use or storage of hazardous materials and permit modifications for proposed increases in their use. Permit conditions depend on the type and quantity of the hazardous materials at the facility. Permit conditions may include, but are not

limited to, specifications for sprinkler systems, electrical systems, ventilation, and containment. The fire departments make annual business inspections to ensure compliance with permit conditions and other appropriate regulations. Further, businesses are required to report increases in the storage or use of flammable and otherwise hazardous materials to local fire departments. Local fire departments ensure that adequate permit conditions are in place to protect against the potential risk of upset. In addition, the National Fire Protection Association has special designations for deflagrations (e.g., explosion prevention) when using materials that may be explosive. Therefore, impacts would be less than significant.

Conclusion

Based upon these considerations, significant adverse hazards and hazardous materials impacts are not expected from implementing the proposed project. Since no significant hazards and hazardous materials impacts were identified, no mitigation measures are necessary or required and therefore will not be further discussed in the Draft EA.

	Potentially Significant Impact	Less Than Significant With Mitigation	Less Than Significant Impact	No Impact
IX. HYDROLOGY AND WATER QUALITY. Would the project:				
a) Violate any water quality standards, waste discharge requirements, or otherwise substantially degrade surface or ground water quality?	<input type="checkbox"/>	<input type="checkbox"/>	<input checked="" type="checkbox"/>	<input type="checkbox"/>
b) Substantially decrease groundwater supplies or interfere substantially with groundwater recharge such that the project may impede sustainable groundwater management of the basin?	<input type="checkbox"/>	<input type="checkbox"/>	<input checked="" type="checkbox"/>	<input type="checkbox"/>
c) Substantially alter the existing drainage pattern of the site or area, including through the alteration of the course of a stream or river or through the addition of impervious surfaces, in a manner which would:				
• Result in substantial erosion or siltation on- or off-site?	<input type="checkbox"/>	<input type="checkbox"/>	<input checked="" type="checkbox"/>	<input type="checkbox"/>
• Substantially increase the rate or amount of surface runoff in a manner which would result in flooding on- or off-site?	<input type="checkbox"/>	<input type="checkbox"/>	<input checked="" type="checkbox"/>	<input type="checkbox"/>
• Create or contribute runoff water which would exceed the capacity of existing or planned storm water drainage systems or provide substantial additional sources of polluted runoff?	<input type="checkbox"/>	<input type="checkbox"/>	<input checked="" type="checkbox"/>	<input type="checkbox"/>
• Impede or redirect flood flows?	<input type="checkbox"/>	<input type="checkbox"/>	<input checked="" type="checkbox"/>	<input type="checkbox"/>
d) In flood hazard, tsunami, or seiche zones, risk release of pollutants due to project inundation?	<input type="checkbox"/>	<input type="checkbox"/>	<input type="checkbox"/>	<input checked="" type="checkbox"/>
e) Conflict with or obstruct implementation of a water quality control plan or sustainable groundwater management plan?	<input type="checkbox"/>	<input type="checkbox"/>	<input checked="" type="checkbox"/>	<input type="checkbox"/>

	Potentially Significant Impact	Less Than Significant With Mitigation	Less Than Significant Impact	No Impact
f) Require or result in the relocation or construction of new or expanded water, wastewater treatment or storm water drainage, facilities or new storm water drainage facilities, the construction or relocation of which could cause significant environmental effects?	<input type="checkbox"/>	<input type="checkbox"/>	<input checked="" type="checkbox"/>	<input type="checkbox"/>
g) Have sufficient water supplies available to serve the project and reasonably foreseeable future development during normal, dry and multiple dry years?	<input type="checkbox"/>	<input type="checkbox"/>	<input checked="" type="checkbox"/>	<input type="checkbox"/>
h) Result in a determination by the wastewater treatment provider which serves or may serve the project that it has adequate capacity to serve the project's projected demand in addition to the provider's existing commitments?	<input type="checkbox"/>	<input type="checkbox"/>	<input checked="" type="checkbox"/>	<input type="checkbox"/>

Significance Criteria

Potential impacts on water resources will be considered significant if any of the following criteria apply:

Water Demand

- The existing water supply does not have the capacity to meet the increased demands of the project, or the project would use more than 262,820 gallons per day of potable water.
- The project increases demand for total water by more than five million gallons per day.

Water Quality

- The project will cause degradation or depletion of ground water resources substantially affecting current or future uses.
- The project will cause the degradation of surface water substantially affecting current or future uses.
- The project will result in a violation of National Pollutant Discharge Elimination System (NPDES) permit requirements.
- The capacities of existing or proposed wastewater treatment facilities and the sanitary sewer system are not sufficient to meet the needs of the project.
- The project results in substantial increases in the area of impervious surfaces, such that interference with groundwater recharge efforts occurs.
- The project results in alterations to the course or flow of floodwaters.

Discussion

While the activities identified in Table 2-1 would be expected as a result of implementing the proposed project, only installing NZE and ZE charging and fueling infrastructure, and installing solar panels would be expected to have impacts to the topic of hydrology and water quality. As such, the following responses to the checklist questions limit the discussion to these activities. Both construction and operational impacts are discussed as applicable.

IX. a) Less Than Significant Impact. PR 2305 contains no requirements regarding the new usage of water or the new generation of wastewater, though water may be used and wastewater generated through normal existing warehouse operations. Implementation of PR 2305 will take place within South Coast AQMD's jurisdiction where water quality is regulated by the applicable Regional Water Quality Control Board (RWQCB) and its Water Quality Control (Basin Plan). Basin Plans contain water quality standards and identify beneficial uses (wildlife habitat, agricultural supply, fishing, etc.) for receiving waters along with water quality criteria and standards necessary to support these uses consistent with federal and state water quality laws.

The following is a discussion of potential water quality impacts from urban runoff generated during implementation of PR 2305.

Construction

Construction-related runoff pollutants are typically generated from waste and hazardous materials handling or storage areas, outdoor work areas, material storage areas, and general maintenance areas (e.g., vehicle or equipment fueling and maintenance, including washing). Construction activities associated with the installation of ZE and NZE charging and refueling stations and solar panels would be minimal in nature and would not involve long construction schedules or the extensive use of hazardous materials and construction equipment.

Furthermore, construction-related activities that are primarily responsible for sediment releases are related to exposing previously stabilized soils to potential mobilization by rainfall/runoff and wind. Such activities may include earthwork for the installation of conduits and foundations. Grading may also be necessary for the installation of solar panels, ZE and NZE charging and refueling stations, including storage tanks for hydrogen fuel and natural gas, which typically would be installed above ground.

Construction-related activities would generate pollutants that could adversely affect the water quality of downstream receiving waters if appropriate and effective stormwater and non-stormwater management measures are not used to keep pollutants out of and remove pollutants from urban runoff.

Construction projects greater than 1 acre would be subject to the NPDES permitting regulations. Projects develop and implement a SWPPP estimating sediment risk from construction activities to receiving waters and specifying BMPs that would be implemented as a part of the project to minimize pollution of stormwater. Adherence to the BMPs in the SWPPP would reduce, prevent, minimize, and/or treat pollutants and prevent degradation of downstream receiving waters. BMPs identified in the SWPPP would reduce or avoid contamination of stormwater with sediment and other pollutants such as trash and debris; oil, grease, fuels, and other toxic chemicals; paint, concrete, asphalt, bituminous materials, etc.; and nutrients. Therefore, impacts to water quality during construction as a result of implementing PR 2305 would be less than significant.

Operation

Operational-related activities (e.g., runoff from the charging and refueling areas and solar panels) would generate pollutants that could adversely affect the water quality of downstream receiving waters if effective measures are not used to keep pollutants out of and remove pollutants from urban runoff. Operational activities resulting from PR 2305 are required to comply with requirements included in local municipal codes or standards and guidelines established by local stormwater management programs. Additionally, activities that result from compliance with the proposed project would be subject to project-level review, including review of impacts to water quality under CEQA, as applicable.

Based on the preceding, no significant water quality and waste-discharge impacts from operation activities would occur and impacts would be less than significant.

IX. b) Less than Significant Impact. Under PR 2305, warehouse operators and/or warehouse and fleet operators might replace trucks with ZE and NZE trucks. The proposed project might also include installing ZE charging/fueling infrastructure, solar panels, and ZE charging/refueling infrastructure near existing warehouses. The proposed replacement and/or installation of vehicles, equipment, and infrastructure require a minimal amount of water supply. Implementation of PR 2305 does not include agriculture or residential land uses which are considered to be land uses with higher water demand requirements. Furthermore, activities that result from compliance with the proposed project would be subject to project-level review, including review of impacts to groundwater supply under CEQA, as applicable; thus impacts would be less than significant.

IX. c) Less Than Significant Impact. PR 2305 would require owners or operators of affected warehouse to select compliance options from the WAIRE Menu; some of which may require minor construction activities. Erosion and siltation impacts potentially resulting from alteration of the drainage pattern due to compliance with PR 2305 would, for the most part, occur during construction activities associated with implementation of WAIRE Menu items such as onsite infrastructure improvements, which could include site preparation and grading activities. Environmental factors that affect erosion include topographic, soil, wind, and rainfall characteristics. Siltation is most often caused by soil erosion or sediment spill. The following is a discussion of the potential erosion and siltation impacts that could occur as a result of implementing PR 2305.

Construction

Construction to complete activities that result from compliance with the proposed project may require some minor earthwork to prepare affected areas at an affected warehouse. Construction activities; however, would not be expected to permanently create unpaved areas that would be vulnerable to surface runoff in a manner that would result in substantial erosion or siltation on- or off-site or flooding on- or offsite. In addition, PR 2305 would not create new or contribute to existing runoff water which would exceed the capacity of existing or planned storm water drainage systems or provide substantial additional sources of polluted runoff, because PR 2305 does not contain any requirements that would change existing drainage patterns or the procedures for how surface runoff is handled.

Further, as discussed above in section IX.a, construction contractors would be required to prepare and implement an SWPPP pursuant to the CGP during grading and construction, as applicable. The SWPPP would specify erosion- and sediment-control BMPs that the project construction contractor would implement prior to and during grading and construction to minimize erosion and

siltation impacts on- and offsite at affected warehouses. Erosion control BMPs are designed to prevent erosion, whereas sediment controls are designed to trap or filter sediment once it has been mobilized. Adherence to the BMPs in the SWPPP would reduce, prevent, or minimize soil erosion from grading and construction activities. These construction-phase BMPs would also ensure effective control of not only sediment discharge, but also of pollutants associated with sediments (e.g., nutrients, heavy metals, and certain pesticides).

Therefore, construction activities would not result in substantial erosion or siltation on- or offsite. Construction-related impacts would be less than significant and no mitigation measures are necessary.

Operation

As discussed above in section IX.a all activities undertaken as a result of implementing PR 2305 that have the potential to discharge urban runoff must comply with NPDES permitting regulations and utilize BMPs as applicable to reduce the discharge of pollutants to receiving waters. Activities resulting from compliance with PR 2305 are required to comply with local municipal codes, standards, and guidelines established by the applicable stormwater management programs and will also be subject to project-level review. Furthermore, offsite projects that may alter the course of a stream or river would be subject to project-level review, including review of impacts to hydrology and water quality under CEQA, as applicable. Therefore, operation of PR 2305 is not expected to result in substantial erosion or siltation on- or offsite. Operation-related impacts would be less than significant and no mitigation measures are necessary.

Activities that occur onsite at applicable warehouses as a result of implementing PR 2305 are unlikely to be located in a flood zone as indicated on the Federal Emergency Management Agency (FEMA) Flood Insurance Rate Maps (FIRMs) since affected warehouse are already developed. The FRIMs provide flood information and identify flood hazard zones. The design standard for flood protection is established by FEMA. FEMA's minimum level of flood protection for new development is the 100-year flood event, also described as a flood that has a 1-in-100 chance of occurring in any given year. Furthermore, counties and cities include flood protection measures and policies in local General Plans, Code of Ordinances and municipal codes. Activities undertaken to comply with PR 2305 would also be subject to project-level review, including review of impacts due to flooding under CEQA, as applicable. Lastly, any flood event that occurs would be part of the existing setting and therefore not an impact from compliance with PR 2305.

Therefore, impacts to the existing drainage pattern of an affected warehouse site or the area beyond what currently exists at an existing warehouse would be less than significant.

IX. d) No Impact. As noted in section IX d. above, impacts due to flood zones indicated on FEMA FIRM maps would be less than significant because affected warehouses are already developed, and PR 2305 does not require new warehouse development in undeveloped areas. In addition to flood zones, activities implemented to comply with PR 2305 could be located in dam inundation zones; however because those activities undertaken to comply with PR 2305 will be occurring on existing warehouse sites any inundation as the result of a dam failure would be part of the existing setting that is present for reasons unrelated to PR 2305. Further, dams in California are monitored and inspected annually by the California Division of Safety of Dams. Dam owners are required to maintain Emergency Action Plans (EAPs) that include procedures for damage assessment and emergency warnings. An EAP identifies potential emergency conditions at a dam and specifies preplanned actions to help minimize property damage and loss of life should those

conditions occur. EAPs contain procedures and information that instruct dam owners to issue early warning and notification messages to downstream emergency management authorities.

A seiche is an oscillating surface wave in a restricted or enclosed body of water, generated by ground motion, usually during an earthquake. Seiches are of concern for water storage facilities, because inundation from a seiche can occur if the wave overflows a containment wall, such as the wall of a reservoir, water storage tank, dam, or other artificial body of water. Activities undertaken to comply with PR 2305 may be at risk of inundation due to seiches however any flood event of this nature would be part of the existing setting that is present for reasons unrelated to PR 2305.

Furthermore, tsunamis are a type of earthquake-induced flooding produced by large-scale sudden disturbances of the sea floor. Tsunami waves interact with the shallow sea floor when approaching a landmass, resulting in an increase in wave height and a destructive wave surge into low-lying coastal areas. Activities undertaken to comply with PR 2305 may be at risk of inundation due to Tsunamis if they occur at existing warehouse locations which are at risk for Tsunamis. However, any Tsunami hazard would be part of the existing setting that is present and unrelated to PR 2305.

Activities undertaken to comply with PR 2305 would be subject to project-level review, including the review of impacts due to inundation under CEQA, as applicable. Furthermore, the storage of hazardous materials onsite would be governed by existing regulations of several agencies, including the U.S. EPA, US Department of Transportation, the California RWQCB, California Division of Occupational Safety and Health, and local or regional environmental health departments and fire departments. Strict adherence to all local and regional emergency response plan requirements would also be required. In addition, implementing PR 2305 would not be expected to violate any regulatory requirements in regard to storage of hazardous materials onsite. Based on the preceding, activities that result from compliance with the proposed project would not release pollutants as the result of floods, tsunami, or seiche. Therefore, no impact would occur and no mitigation measures are necessary.

IX. e) Less Than Significant Impact. Water quality for proposed projects within South Coast AQMD's jurisdiction are regulated by the applicable RWQCB and its Water Quality Control Basin Plan. As described in section IX a. above, activities undertaken to comply with PR 2305 would not violate any water quality standards and will therefore not obstruct the implementation of the Basin Plan.

On September 16, 2014, Governor Jerry Brown signed into law a three-bill legislative package, composed of AB 1739 (Dickinson), SB 1168 (Pavley), and SB 1319 (Pavley), collectively known as the Sustainable Groundwater Management Act (SGMA). The SGMA sets a framework for sustainable, groundwater management. SGMA requires governments and water agencies of high and medium priority basins to halt overdraft and bring groundwater basins into balanced levels of pumping and recharge. SGMA empowers local agencies to form Groundwater Sustainability Agencies (GSAs) to manage basins sustainably and requires those GSAs to adopt Groundwater Sustainability Plans (GSPs) for crucial groundwater basins in California. Activities undertaken to comply with PR 2305 may be located in areas that are governed under a GSP. As discussed in section IX b. above, activities that result from compliance with the proposed project would not violate any groundwater quality standards and will not decrease groundwater supplies or interfere substantially with groundwater recharge. Therefore, PR 2305 would not conflict with or obstruct the implementation of a groundwater management plan and impacts would be less than significant.

IX. f), g) & h) Less Than Significant Impact. As indicated in section IX.b, replacement of vehicles and equipment, and installation of ZE charging/refueling infrastructure require a minimal amount of water. Activities that result from compliance with the proposed project do not include agriculture or residential land uses which are considered to be land uses with higher water demand requirements. Furthermore, activities pursuant to the implementation of the proposed project would not generate wastewater. Local county and city ordinances that apply to water conservation and efficiency would also be implemented and activities that result from compliance with the proposed project would be subject to project-level review, including review of impacts to water facilities under CEQA, as applicable. Therefore, impacts from any relocation or construction of new or expanded water and wastewater treatment facilities would be less than significant. Furthermore, sufficient water supplies would be available to serve activities pursuant to PR 2305 and would not result in a determination by the wastewater treatment provider that it has adequate capacity to serve the projected demand in addition to the provider's existing commitments.

Conclusion

Based upon these considerations, significant adverse hydrology and water quality impacts are not expected from implementing the proposed project. Since no significant hydrology and water quality impacts were identified, no mitigation measures are necessary or required and therefore will not be further discussed in the Draft EA.

	Potentially Significant Impact	Less Than Significant With Mitigation	Less Than Significant Impact	No Impact
X. LAND USE AND PLANNING.				
Would the project:				
a) Physically divide an established community?	<input type="checkbox"/>	<input type="checkbox"/>	<input type="checkbox"/>	<input checked="" type="checkbox"/>
b) Cause an environmental impact due to a conflict with any land use plan, policy, or regulation adopted for the purpose of avoiding or mitigating an environmental effect?	<input type="checkbox"/>	<input type="checkbox"/>	<input type="checkbox"/>	<input checked="" type="checkbox"/>

Significance Criteria

Land use and planning impacts will be considered significant if the project conflicts with the land use and zoning designations established by local jurisdictions.

Discussion

While the activities identified in Table 2-1 would be expected as a result of implementing the proposed project, only installing and using NZE and ZE charging and fueling infrastructure would be expected to have impacts to the topic of land use and planning. As such, the following responses to the checklist questions limit the discussion to these activities.

X. a) No Impact. PR 2305 would not require or induce new warehouse development and the physical effects that will result from PR 2305 will occur at existing affected warehouses located in industrial and commercial areas and would not be expected to go beyond existing site boundaries. However, PR 2305 could result in installation of ZE charging/refueling infrastructure near applicable warehouses. Offsite improvements would be located in close proximity to existing highways. Therefore, PR 2305 would not result in activities that would physically divide an established community and there would be no impacts.

X. b) No Impact. PR 2305 would not require or induce new warehouse development and the physical effects that will result from PR 2305 will occur at existing affected warehouses located in industrial and commercial areas and would not be expected to go beyond existing site boundaries. Activities resulting from compliance with PR 2305 that would occur near existing warehouses would be governed by adopted planning and regulatory documents such as General Plans, Specific Plans, and zoning codes. The development and design standards contained in these documents constitute the zoning regulations that govern development of project sites. Activities that result from compliance with the proposed project would be subject to project-level review that would assess consistency with these adopted land use regulations, including review of impacts to land use and planning under CEQA, as applicable. Further, PR 2305 does not alter any land use or planning requirements. Therefore, the proposed project would not cause an environmental impact due to a conflict with any land use plan, policy, or regulation adopted for the purpose of avoiding or mitigating an environmental effect.

Conclusion

Based upon these considerations, significant adverse land use and planning impacts are not expected from implementing the proposed project. Since no significant land use and planning impacts were identified, no mitigation measures are necessary or required and therefore will not be further discussed in the Draft EA.

	Potentially Significant Impact	Less Than Significant With Mitigation	Less Than Significant Impact	No Impact
XI. MINERAL RESOURCES. Would the project:				
a) Result in the loss of availability of a known mineral resource that would be of value to the region and the residents of the state?	<input type="checkbox"/>	<input type="checkbox"/>	<input type="checkbox"/>	<input checked="" type="checkbox"/>
b) Result in the loss of availability of a locally-important mineral resource recovery site delineated on a local general plan, specific plan or other land use plan?	<input type="checkbox"/>	<input type="checkbox"/>	<input type="checkbox"/>	<input checked="" type="checkbox"/>

Significance Criteria

Project-related impacts on mineral resources will be considered significant if any of the following conditions are met:

- The project would result in the loss of availability of a known mineral resource that would be of value to the region and the residents of the state.
- The proposed project results in the loss of availability of a locally-important mineral resource recovery site delineated on a local general plan, specific plan or other land use plan.

Discussion

While the activities identified in Table 2-1 would be expected as a result of implementing the proposed project, only installing and using NZE and ZE charging and fueling infrastructure would be expected to have impacts to the topic of mineral resources. As such, the following responses to the checklist questions limit the discussion to these activities.

XI. a) & b) No Impact. ZE and NZE trucks, equipment, and infrastructure necessary to achieve the WPCO would be implemented at existing warehouses. Furthermore, ZE charging/refueling infrastructure may be installed near existing warehouses. Some examples of mineral resources are gravel, asphalt, bauxite, and gypsum, which are commonly used for construction activities or industrial processes. PR 2305 would not require these mineral resources and would have no effects on the use of important minerals, such as those described above. Therefore, there are no activities associated with PR 2305 compliance that would result in the loss of availability of known mineral resources that have value to the region and the residents of the state, or of a locally important mineral resource site shown on a local general plan, specific plan or other land use plan.

Conclusion

Based upon these considerations, significant adverse mineral resource impacts are not expected from implementing the proposed project. Since no significant mineral resource impacts were identified, no mitigation measures are necessary or required and therefore will not be further discussed in the Draft EA.

	Potentially Significant Impact	Less Than Significant With Mitigation	Less Than Significant Impact	No Impact
XII. NOISE. Would the project result in:				
a) Generation of a substantial temporary or permanent increase in ambient noise levels in the vicinity of the project in excess of standards established in the local general plan or noise ordinance, or applicable standards of other agencies?	<input type="checkbox"/>	<input type="checkbox"/>	<input checked="" type="checkbox"/>	<input type="checkbox"/>
b) Generation of excessive groundborne vibration or groundborne noise levels?	<input type="checkbox"/>	<input type="checkbox"/>	<input checked="" type="checkbox"/>	<input type="checkbox"/>
c) For a project located within the vicinity of a private airstrip or an airport land use plan or, where such a plan has not been adopted, within two miles of a public airport or public use airport, would the project expose people residing or working in the project area to excessive noise levels?	<input type="checkbox"/>	<input type="checkbox"/>	<input type="checkbox"/>	<input checked="" type="checkbox"/>

Significance Criteria

Noise impact will be considered significant if:

- Construction noise levels exceed the local noise ordinances or, if the noise threshold is currently exceeded, project noise sources increase ambient noise levels by more than three decibels (dBA) at the site boundary. Construction noise levels will be considered significant if they exceed federal Occupational Safety and Health Administration (OSHA) noise standards for workers.
- The proposed project operational noise levels exceed any of the local noise ordinances at the site boundary or, if the noise threshold is currently exceeded, project noise sources increase ambient noise levels by more than three dBA at the site boundary.

Discussion

While the activities identified in Table 2-1 would be expected as a result of implementing the proposed project, only installing NZE and ZE charging and fueling infrastructure, and installing solar panels would be expected to have impacts to the topic of noise. As such, the following responses to the checklist questions limit the discussion to these activities. Both construction and operational impacts are discussed as applicable.

XII. a) Less than Significant. The warehouses that may be affected by PR 2305 are typically located in urbanized industrial and commercial areas. To limit population exposure to physically and/or psychologically damaging, as well as intrusive noise levels, the federal government, the State of California, various county governments, and most municipalities in the state have established standards and ordinances to control noise.

PR 2305 would result in installation of ZE charging/refueling infrastructure near applicable warehouses. Facilities might also install onsite ZE charging/fueling infrastructure and solar panels. Construction of new equipment could result in additional ambient noise levels. Construction activities could require some diesel powered construction equipment (e.g., concrete saws, delivery trucks, trenchers, backhoes, cranes, concrete mixers etc.) however this equipment is typically no larger or noisier than the diesel powered trucks already operating at a warehouse. The construction equipment noise sources identified in Table 2-3 represent equipment that are anticipated to be used for the installation of ZE charging/refueling infrastructure and solar panels.

Table 2-3
Noise Levels from Anticipated Construction Noise Sources

Equipment	Typical Noise Levels in Decibels (dBA)
Backhoe	80
Concrete Mixers	85
Concrete Pump	82
Crane, Derrick	88
Crane, Mobile	83
Loader	85
Saw	76
Truck	88
Shovel	89
Source: Federal Transit Administration, Transit Noise and Vibration Impact Assessment, FTA-VA-90-1003-06, May 2006. https://www.transit.dot.gov/sites/fta.dot.gov/files/docs/FTA_Noise_and_Vibration_Manual.pdf Levels are in dBA at 50 feet from the source.	

Per Table 2-3, construction noise can be assumed to be an average of 84 dBA at 50 feet from the center of construction activity and using an estimated six dBA reduction for every doubling of distance, the noise levels are expected to decrease to about 60 dBA at about 800 feet from construction activities. Since warehouse facilities are typically located in industrial areas, which have a higher background noise level when compared to other areas, such as a residential neighborhood, the noise generated during construction will likely be indistinguishable from the background noise levels at the property line. Therefore, construction noise impacts on sensitive receptors are expected to be less than significant.

Additionally, noise from the operation of ZE trucks or yard trucks is quieter than the equivalent diesel powered vehicles that are typically used. Any new equipment would be subject to project-level review, including review of noise levels based on the jurisdiction's noise standard, as applicable. Therefore, PR 2305 would not generate noise levels in excess of standards established in the local general plan or noise ordinance, or applicable standards of other agencies.

XII. b) Less than Significant. Operation of the proposed project would not generate substantial levels of vibration because there are no notable sources of vibrational energy associated with the proposed project. Therefore, operation would not result in significant groundborne vibration impacts. Impacts would be less than significant and no mitigation measures are necessary.

Construction activities generate varying degrees of ground vibration, depending on the construction procedures, construction equipment used, and proximity to vibration-sensitive uses. The generation of vibration can range from no perceptible effects at the lowest vibration levels, to low rumbling sounds and perceptible vibrations at moderate levels, to slight damage at the highest levels. Vibration associated with ground-borne sources is generally not a common environmental problem. However, construction activities such as blasting, pile driving, and heavy earthmoving equipment are potential sources of vibration during construction activities. In general, demolition of structures during construction generates the highest levels of vibration. The proposed project would not include construction activities that would generate high levels of vibration, rather construction activities would be minimal, short term, and one time in nature and would cease upon completion of the construction phase. Furthermore, activities that result from compliance with the proposed project would be subject to project-level review, including review of noise impacts under CEQA, as applicable.

XII. c) No Impact. The proposed project does not include any activities that might expose people residing or working in the project area to excessive aircraft noise. All activities associated with the implementation of the proposed project will be conducted at existing warehouses and there will be no additional exposure beyond existing conditions. Therefore, there will be no impact.

Conclusion

Based upon these considerations, no significant noise impacts are expected from implementing the proposed project and further analysis would not be included in the Draft EA.

	Potentially Significant Impact	Less Than Significant With Mitigation	Less Than Significant Impact	No Impact
XIII. POPULATION AND HOUSING.				
Would the project:				
a) Induce substantial unplanned population growth in an area, either directly (e.g., by proposing new homes and businesses) or indirectly (e.g., through extension of roads or other infrastructure)?	<input type="checkbox"/>	<input type="checkbox"/>	<input type="checkbox"/>	<input checked="" type="checkbox"/>
b) Displace substantial numbers of existing people or housing, necessitating the construction of replacement housing elsewhere?	<input type="checkbox"/>	<input type="checkbox"/>	<input type="checkbox"/>	<input checked="" type="checkbox"/>

Significance Criteria

Impacts of the proposed project on population and housing will be considered significant if the following criteria are exceeded:

- The demand for temporary or permanent housing exceeds the existing supply.
- The proposed project produces additional population, housing or employment inconsistent with adopted plans either in terms of overall amount or location.

Discussion

While the activities identified in Table 2-1 would be expected as a result of implementing the proposed project none of these activities would have an impact to the topic of population and housing.

XIII. a) & b) No Impact. The proposed project is not anticipated to generate any significant effects, either direct or indirect, on the population or population distribution of people living in the South Coast AQMD's jurisdiction as no additional workers are anticipated to be required to comply with the proposed project. Population growth with South Coast AQMD's jurisdiction is anticipated to grow regardless of the implementation of PR 2305.

Furthermore, compliance with PR 2305 does not include the removal of housing or necessitate the construction of replacement housing elsewhere.

Conclusion

Based upon these considerations, significant adverse population and housing impacts are not expected from implementing the proposed project. Since no significant population and housing impacts were identified, no mitigation measures are necessary or required and therefore will not be further discussed in the Draft EA.

	Potentially Significant Impact	Less Than Significant With Mitigation	Less Than Significant Impact	No Impact
XIV. PUBLIC SERVICES. Would the project result in substantial adverse physical impacts associated with the provision of new or physically altered governmental facilities, need for new or physically altered governmental facilities, the construction of which could cause significant environmental impacts, in order to maintain acceptable service ratios, response times or other performance objectives for any of the following public services:				
a) Fire protection?	<input type="checkbox"/>	<input type="checkbox"/>	<input checked="" type="checkbox"/>	<input type="checkbox"/>
b) Police protection?	<input type="checkbox"/>	<input type="checkbox"/>	<input type="checkbox"/>	<input checked="" type="checkbox"/>
c) Schools?	<input type="checkbox"/>	<input type="checkbox"/>	<input type="checkbox"/>	<input checked="" type="checkbox"/>
d) Parks?	<input type="checkbox"/>	<input type="checkbox"/>	<input type="checkbox"/>	<input checked="" type="checkbox"/>
e) Other public facilities?	<input type="checkbox"/>	<input type="checkbox"/>	<input type="checkbox"/>	<input checked="" type="checkbox"/>

Significance Criteria

Impacts on public services will be considered significant if the project results in substantial adverse physical impacts associated with the provision of new or physically altered governmental facilities, or the need for new or physically altered government facilities, the construction of which could cause significant environmental impacts, in order to maintain acceptable service ratios, response time or other performance objectives.

Discussion

While the activities identified in Table 2-1 would be expected as a result of implementing the proposed project, only installing NZE and ZE charging and fueling infrastructure, and installing solar panels would be expected to have impacts to the topic of public services. As such, the following responses to the checklist questions limit the discussion to these activities. Both construction and operational impacts are discussed as applicable.

XIV. a) Less Than Significant Impact. Fire protection and emergency medical services would be provided to affected warehouses subject to PR 2305 by local county and city fire departments. The implementation of the proposed project would not result in an increase in calls for fire protection, and emergency medical service. In addition, activities that result from compliance with the proposed project would be subject to project-level review, including review of fire protection impacts under CEQA, as applicable.

Furthermore, all activities undertaken as a result of PR 2305 would be required to comply with fire-related safety features in accordance with the applicable provisions of the adopted California

Fire Code (CFC) and any county or city ordinances, and standard regarding fire prevention and suppression measures related to water improvement plans, fire hydrants, fire access, and water availability.

Based on the preceding, activities pursuant to PR 2305 would not adversely affect the ability of local fire protection to provide adequate service and impacts would be less than significant and no mitigation measures are necessary.

XIV. b), c) d) & e) No Impact. Activities undertaken to comply with PR 2305 would not result in an increase in calls for police protection. Activities would occur at existing warehouse sites that have established security measures onsite and are subject to compliance with local law enforcement authorities. During plan check and the development review process, the project applicants would be required to comply with the existing regulations in effect at the time building permits are issued, including payment of the established development impact fee as applicable.

The need for new or the expansion of existing schools, parks, or library services and facilities is tied to population growth. As indicated under item XIII, *Population and Housing*, implementing PR 2305 would not induce population growth either directly or indirectly. Therefore, with no increase in local population, there would be no additional demand for new or expanded schools, parks, and libraries and no significant impacts are expected.

Conclusion

Based upon these considerations, significant adverse public services impacts are not expected from implementing the proposed project. Since no significant public services impacts were identified, no mitigation measures are necessary or required and therefore will not be further discussed in the Draft EA.

	Potentially Significant Impact	Less Than Significant With Mitigation	Less Than Significant Impact	No Impact
XV. RECREATION.				
a) Would the project increase the use of existing neighborhood and regional parks or other recreational facilities such that substantial physical deterioration of the facility would occur or be accelerated?	<input type="checkbox"/>	<input type="checkbox"/>	<input type="checkbox"/>	<input checked="" type="checkbox"/>
b) Does the project include recreational facilities or require the construction or expansion of recreational facilities that might have an adverse physical effect on the environment?	<input type="checkbox"/>	<input type="checkbox"/>	<input type="checkbox"/>	<input checked="" type="checkbox"/>

Significance Criteria

Impacts to recreation will be considered significant if:

- The project results in an increased demand for neighborhood or regional parks or other recreational facilities.
- The project adversely affects existing recreational opportunities.

Discussion

While the activities identified in Table 2-1 would be expected as a result of implementing the proposed project none of these activities would have an impact to the topic of recreation.

XV. a) & b) No Impact. Demand for parks and recreational facilities in an area are usually determined by the area's population. The proposed project does not include the development of new homes, which lead to an increase in population and thereby, the need for additional park and recreation facilities. Therefore, the proposed project would not increase the use of existing neighborhood and regional parks or other recreational facilities, nor would it require construction of new or expanded parks or recreational facilities. No impact to park and recreational facilities would occur and no mitigation measures are necessary.

Furthermore, the implementation of the proposed project does not include the development of recreational facilities or require the construction or expansion of recreational facilities that might have an adverse physical effect on the environment.

Conclusion

Based upon these considerations, significant adverse recreation impacts are not expected from implementing the proposed project. Since no significant recreation impacts were identified, no mitigation measures are necessary or required and therefore will not be further discussed in the Draft EA.

	Potentially Significant Impact	Less Than Significant With Mitigation	Less Than Significant Impact	No Impact
XVI. SOLID AND HAZARDOUS WASTE. Would the project:				
a) Generate solid waste in excess of State or local standards, or in excess of the capacity of local infrastructure, or otherwise impair the attainment of solid waste reduction goals?	<input type="checkbox"/>	<input type="checkbox"/>	<input checked="" type="checkbox"/>	<input type="checkbox"/>
b) Comply with federal, state, and local management and reduction statutes and regulations related to solid and hazardous waste?	<input type="checkbox"/>	<input type="checkbox"/>	<input type="checkbox"/>	<input checked="" type="checkbox"/>

Significance Criteria

The proposed project impacts on solid and hazardous waste will be considered significant if the following occurs:

- The generation and disposal of hazardous and non-hazardous waste exceeds the capacity of designated landfills.

Discussion

While the activities identified in Table 2-1 would be expected as a result of implementing the proposed project, only the use of on-road ZE trucks, using ZE yard trucks, installing solar panels, and installing high-efficiency filters or filter systems would be expected to have impacts to the topic of solid and hazardous waste. As such, the following responses to the checklist questions limit the discussion to these activities. Both construction and operational impacts are discussed as applicable.

XVI. a) Less Than Significant Impact.

Construction

Installing ZE charging/fueling infrastructure, and the installation of solar panels would result in minor construction activities that may result in the generation of some construction waste that may need to be disposed in a landfill. PR 2305 does not contain any requirements that would cause existing practices for disposing of solid and hazardous waste to change. For this reason, warehouses that currently comply with all applicable local, state, or federal waste disposal regulations would not be expected to change their current practices due to implementation of PR 2305. If a warehouse owner or operator chooses a WAIRE Menu item that requires construction such as onsite fueling or charging infrastructure there is a possibility that small amounts of waste will be generated from replacement of parts during routine servicing and maintenance of the onsite improvements. The amount of waste generated would be negligible when considering the existing regular waste generation from ordinary warehouse operations. Further, all construction activities associated with compliance with PR 2305 should abide by the requirements of CALGreen Section 5.408, *Construction Waste Reduction, Disposal and Recycling*, as applicable. As currently

codified, these regulatory sections require diversion of 65 percent of nonhazardous construction and demolition waste through recycling, reuse, and diversion programs.

Operation

The March 2017 Final Program EIR for the 2016 Air Quality Management Plan analyzed control measure MOB-03, *Emission Reductions at Warehouse Distribution Centers*, and dismissed impacts associated with spent batteries from electric vehicles based on the following discussion.

As interest in the use of electric vehicles has increased over the years, battery technologies have been developing and improving. Most battery technologies employ materials that are recyclable, since California laws have created incentives and requirements for recycling batteries as follows:

- California and federal law require the recycling of lead-acid batteries (Health and Safety Code §25215). Spent lead-acid batteries being reclaimed are regulated under 22 CCR §66266.80 and 66266.81, and 40 CFR part 266, Subpart G.
- The federal Battery Act promulgated in 1996 requires that each regulated battery be labeled with a recycling symbol. Nickel-Cadmium (NiCad) batteries must be labeled with the words “NiCad” and the phrase “Battery must be recycled or disposed of properly.” Lead-acid batteries must be labeled with the words “Lead,” “Return,” and “Recycle.”
- The Health and Safety Code does not allow the disposal of lead-acid batteries at a solid waste facility or on or in any land, surface waters, water courses, or marine waters. Legal disposal methods for used lead-acid batteries are to recycle/reuse the battery or to dispose of it at a hazardous waste disposal facility. A lead-acid battery dealer is required to accept spent batteries when a new one is purchased.
- The Universal Waste Rule requires that spent batteries exhibiting hazardous waste characteristics and are not recycled need to be managed as hazardous waste. This includes lead-acid and NiCad batteries.

Existing battery recovery and recycling programs have limited the disposal of batteries in landfills. For example, the recycling of lead-acid and NiCad batteries is already a well-established activity. Further penetration of NZE and ZE emission mobile sources is expected to result in a reduction in the use of lead-acid and NiCad batteries. Implementation of the proposed project would be expected to result in an increased use of electric vehicles which use nickel-metal hydride (NiMH) and lithium ion (Li-ion) batteries, instead of lead-acid and NiCad batteries. NiMH and Li-ion batteries generally contain materials that have high economic value and, therefore, are recyclable.

Improper disposal of NiMH batteries poses less environmental hazard because of the absence of lead and cadmium, which is considered to be toxic. Most industrial nickel is recycled, due to the relatively easy retrieval of the magnetic element from scrap using electromagnets, and due to its high value. Additionally, Li-ion batteries are between 70 and 100 percent recyclable, depending on the particular chemistry of the batteries. There are a number of different types of Li-ion batteries in use, and more are being developed. The components of Li-ion batteries that cannot be recycled are mostly consumed as fuel in the furnaces that are used to melt down the metals, which include cobalt, copper, iron, nickel, manganese, and lithium. Because Li-ion batteries have a potential for after-automotive use, destructive recycling can be postponed for years even after batteries can no longer hold and discharge sufficient electricity to power a motor. Furthermore, electric batteries

tend to last substantially longer than lead-acid batteries in conventional vehicles and an increase in the use of electric vehicles would result in a decrease in the amount of spent lead-acid batteries that require recycling.¹⁷

Therefore, for the reasons described above and consistent with the analysis in the March 2017 Final Program EIR, impacts from the generation of hazardous solid waste associated with the use of ZE trucks, ZE yard trucks, and solar panels that occur as a result of compliance with the proposed project would be less than significant.

Furthermore, during the operational phase, the requirements of the local Integrated Waste Management Plan (IWMP) and any local solid waste ordinances would be implemented to ensure that all activities comply with all applicable state and federal laws. IWMPs ensure that cities reach the diversion and other goals mandated by the California Integrated Waste Management Act of 1989 (AB 939). AB 939 requires all California cities to divert 50 percent of their waste stream from landfills by the year 2000. Additionally, activities that result from compliance with PR 2305 would be subject to project-level review, including review of impacts from solid waste under CEQA, as applicable.

Based on the preceding, impacts on landfill capacity would be less than significant and no mitigation measures are necessary.

XVI. b) No Impact. The following federal, state, and local laws and regulations govern solid waste disposal:

- U.S. EPA's Resource Conservation and Recovery Act of 1976 which contains regulations for municipal solid waste landfills and requires states to implement their own permitting programs incorporating the federal landfill criteria.
- AB 341 (Chapter 476, Statutes of 2011) which increases the statewide waste diversion goal to 75 percent by 2020.
- AB 939 (Integrated Solid Waste Management Act of 1989; Public Resources Code 40050 et seq.) which requires every California city and county to divert 50 percent of its waste from landfills by the year 2000 by such means as recycling, source reduction, and composting. In addition, AB 939 requires each county to prepare a countywide siting element specifying areas for transformation or disposal sites to provide capacity for solid waste generated in the county that cannot be reduced or recycled for a 15-year period.
- AB 1327 (California Solid Waste Reuse and Recycling Access Act of 1991) which requires local agencies to adopt ordinances mandating the use of recyclable materials in development projects.

Any project-related construction and operation resulting from compliance with PR 2305 would be implemented in accordance with all applicable federal, state, and local laws and regulations governing solid waste disposal. Therefore, no impact would occur, and no mitigation measures are necessary.

¹⁷ State of California, California Code, Health and Safety Code - § 25507, January 1, 2019, Section 4.6.4.1, Spent Batteries from Electric Vehicles, pages 4.6-8 through 4.6-12 and Section 4.4.4.2.4, Electric Vehicles, pages 4.4-13 through 4.4-17 http://leginfo.ca.gov/faces/codes_displaySection.xhtml?lawCode=HSC§ionNum=25507

Conclusion

Based upon these considerations, significant adverse solid and hazardous waste impacts are not expected from implementing the proposed project. Since no significant solid and hazardous waste impacts were identified, no mitigation measures are necessary or required and therefore will not be further discussed in the Draft EA.

	Potentially Significant Impact	Less Than Significant With Mitigation	Less Than Significant Impact	No Impact
XVII. TRANSPORTATION.				
Would the project:				
a) Conflict with a program plan, ordinance or policy addressing the circulation system, including transit, roadway, bicycle and pedestrian facilities?	<input checked="" type="checkbox"/>	<input type="checkbox"/>	<input type="checkbox"/>	<input type="checkbox"/>
b) Conflict with or be inconsistent with CEQA Guidelines Section 15064.3(b)?	<input checked="" type="checkbox"/>	<input type="checkbox"/>	<input type="checkbox"/>	<input type="checkbox"/>
c) Substantially increase hazards due to a geometric design feature (e.g., sharp curves or dangerous intersections) or incompatible uses (e.g., farm equipment)?	<input type="checkbox"/>	<input type="checkbox"/>	<input type="checkbox"/>	<input checked="" type="checkbox"/>
d) Result in inadequate emergency access?	<input type="checkbox"/>	<input type="checkbox"/>	<input type="checkbox"/>	<input checked="" type="checkbox"/>

Significance Criteria

Impacts on transportation and traffic will be considered significant if any of the following criteria apply:

- A major roadway is closed to all through traffic, and no alternate route is available.
- The project conflicts with applicable policies, plans or programs establishing measures of effectiveness, thereby decreasing the performance or safety of any mode of transportation or contributes to changes in overall vehicle miles traveled.
- There is an increase in vehicle miles traveled that is substantial in relation to the existing travel activity.
- Water borne, rail car or air traffic is substantially altered.
- Traffic hazards to motor vehicles, bicyclists or pedestrians are substantially increased.
- The need for more than 350 employees.
- An increase in heavy-duty transport truck traffic to and/or from the facility by more than 350 truck round trips per day.
- Increase customer traffic by more than 700 visits per day.

Discussion

While the activities identified in Table 2-1 would be expected as a result of implementing the proposed project, only the use of on-road NZE and ZE trucks, installing and/or using ZE charging/fueling infrastructure, installing solar panels, and installing high-efficiency filters or filter systems would be expected to have impacts to the topic of transportation. As such, the following responses to the checklist questions limit the discussion to these activities. Both construction and operational impacts are discussed as applicable.

XVII. a) & b) Potentially Significant Impact. Construction trips and vehicle miles traveled are associated with vendor trucks that provide deliveries of equipment and building materials, as well

as worker vehicles as they commute to construction sites. Construction trips could be potentially significant and will be discussed further in the EA.

Furthermore, it is anticipated that implementation of PR 2305 could change regional truck travel patterns within the South Coast AQMD's jurisdiction during the operational phase but would not result in an increase in passenger vehicle or truck trips for individual warehouses. This change in travel patterns might conflict with a program plan, ordinance or policy addressing the circulation system, including transit, roadway, bicycle and pedestrian facilities and impacts would be potentially significant. Further analysis is required to assess the significance of this impact and will be included in the Draft EA.

XVII. c) No Impact. PR 2305 does not involve or require the construction of new roadways, alter existing roadways, or introduce incompatible uses to existing roadways. Thus, there will be no change to current public roadway designs that could increase traffic hazards. Further, PR 2305 is not expected to substantially increase traffic hazards or create incompatible uses at or adjacent to the facilities. Therefore, no impact resulting from hazards due to design features or incompatible uses would occur and no mitigation measures are necessary.

XVII. d) No Impact. Since PR 2305 includes the installation of ZE charging/refueling infrastructure and solar panels. No changes are expected to emergency access at or in the vicinity of the affected facilities. PR 2305 does not contain any requirements specific to emergency access points and each facility would be expected to continue to maintain their existing emergency access. Based on the preceding, no impact to emergency access would occur and no mitigation measures are necessary.

Conclusion

Based upon these considerations, significant construction related transportation impacts may occur from the installation of ZE charging/refueling infrastructure, solar panels, or community benefits projects (e.g., new HVAC systems to filter particulates). Significant operational impacts may also arise from using on-road NZE and ZE trucks and ZE charging/refueling stations. These impacts would be further analyzed in the Draft EA.

	Potentially Significant Impact	Less Than Significant With Mitigation	Less Than Significant Impact	No Impact
XVIII. WILDFIRE. If located in or near state responsibility areas or lands classified as very high fire hazard severity zones, would the project:				
a) Substantially impair an adopted emergency response plan or emergency evacuation plan?	<input type="checkbox"/>	<input type="checkbox"/>	<input type="checkbox"/>	<input checked="" type="checkbox"/>
b) Due to slope, prevailing winds, and other factors, exacerbate wildfire risks, and thereby expose project occupants to, pollutant concentrations from a wildfire or the uncontrolled spread of a wildfire?	<input type="checkbox"/>	<input type="checkbox"/>	<input type="checkbox"/>	<input checked="" type="checkbox"/>
c) Require the installation or maintenance of associated infrastructure (such as roads, fuel breaks, emergency water sources, power lines, or other utilities) that may exacerbate fire risk or that may result in temporary or ongoing impacts to the environment?	<input type="checkbox"/>	<input type="checkbox"/>	<input type="checkbox"/>	<input checked="" type="checkbox"/>
d) Expose people or structures to significant risks, including downslope or downstream flooding or landslides, as a result of runoff, post-fire slope instability, or drainage changes?	<input type="checkbox"/>	<input type="checkbox"/>	<input type="checkbox"/>	<input checked="" type="checkbox"/>
e) Expose people or structures, either directly or indirectly, to a significant risk of loss, injury or death involving wildfires?	<input type="checkbox"/>	<input type="checkbox"/>	<input checked="" type="checkbox"/>	<input type="checkbox"/>

Significance Criteria

A project's ability to contribute to a wildfire will be considered significant if the project is located in or near state responsibility areas or lands classified as very high fire hazard severity zones, and any of the following conditions are met:

- The project would substantially impair an adopted emergency response plan or emergency evacuation plan.
- The project may exacerbate wildfire risks by exposing the project's occupants to pollutant concentrations from a wildfire or the uncontrolled spread of a wildfire due to slope, prevailing winds, and other factors.
- The project may exacerbate wildfire risks or may result in temporary or ongoing impacts to the environment because the installation or maintenance of associated infrastructure

(such as roads, fuel breaks, emergency water sources, power lines, or other utilities) are required.

- The project would expose people or structures to significant risks such as downslope or downstream flooding or landslides, as a result of runoff, post-fire slope instability, or drainage changes.
- The project would expose people or structures, either directly or indirectly, to a significant risk of loss, injury or death involving wildfires.

Discussion

While the activities identified in Table 2-1 would be expected as a result of implementing the proposed project, only installing and/or using ZE charging/fueling infrastructure, and installing solar panels would be expected to have impacts to the topic of wildfire. As such, the following responses to the checklist questions limit the discussion to these activities. Both construction and operational impacts are discussed as applicable.

XVIII. a) No Impact. Refer to section VIII.f, activities that result from compliance with the proposed project would not block or otherwise interfere with the use of evacuation routes nor would they interfere with operations of emergency response agencies or with coordination and cooperation between such agencies.

XVIII. b) Less Than Significant Impact. Wildland fire protection in California is the responsibility of either the local government, state, or the federal government. State Responsibility Areas (SRA) are the areas in the state where the State of California has the primary financial responsibility for the prevention and suppression of wildland fires.¹⁸ Local responsibility areas (LRA) include incorporated cities, cultivated agriculture lands, and portions of the desert. LRA fire protection is typically provided by city fire departments, fire protection districts, counties, and by California Department of Forestry and Fire Protection (CAL FIRE) under contract to local government. CAL FIRE uses an extension of the SRA Fire Hazard Severity Zone model as the basis for evaluating fire hazard in LRAs. The local responsibility area hazard rating reflects flame and ember intrusion from adjacent wildlands and from flammable vegetation in the urban area. Fire Hazard Severity Zones (FHSZ) are identified by Moderate, High and Very High in an SRA, and Very High in an LRA. Activities resulting from compliance with PR 2305 may occur on existing warehouses located in or near state responsibility areas or lands classified as very high fire hazard severity zones.

All structures pursuant to the implementation of the proposed project that would be located in fire hazard severity zones are required to be designed, built, and operated in accordance with state regulations specifying building materials and structural designs for structures in such zones, including CBC Chapter 7A and California Fire Code (CFC) Chapter 49; and regulatory requirements for defensible space including California Public Resources Code Sections 4291 et seq. Furthermore, structures pursuant to the implementation of the proposed project located in SRA areas will implement the Wildfire SRA Fire Safe Regulations' basic wildland fire protection standards. Electric utilities are required to abide by the requirements of the California Public Utilities Commission (CPUC) Fire Safety Regulations as they relate to utility poles and wires, and vegetation management.

¹⁸ California Department of Forestry and Fire Prevention's Fire and Resource Assessment Program. 2019. Wildfire Hazard Real Estate Disclosure. <https://frap.fire.ca.gov/frap-projects/wildfirehazard-real-estate-disclosure-old/>.

Additional measures are in place to sidestep the impacts of pollutant concentrations from wildfire ash. Recognition of the growing threat that wildfire smoke poses to public health and safety has resulted in a response led by the US Forest Service and enhanced through partnership with many other agencies, such as the National Park Service. The Wildland Fire Air Quality Response Program (WFAQRP) was created to directly assess, communicate, and address risks posed by wildfire smoke to the public as well as fire personnel. The program depends on four primary components: specially trained personnel called Air Resource Advisors (ARAs), air quality monitoring, smoke concentration and dispersion modeling, and coordination and cooperation with agency partners. ARAs are technical specialists that are trained to work on smoke issues from wildland fire. They are deployed nationwide during large smoke events. ARAs are dispatched to an incident to assist with understanding and predicting smoke impacts on the public and fire personnel. They analyze, summarize, and communicate these impacts to incident teams, air quality regulators, and the public.¹⁹ South Coast AQMD also issues air quality alerts, advisories, and forecasts by email through AirAlerts.org. South Coast AQMD also maintains an interactive online map to view current air quality conditions in the region.²⁰ Furthermore, activities that result from compliance with the proposed project would be subject to project-level review, including review of wildfire impacts under CEQA, as applicable. Therefore, there would be no impacts from pollutant concentrations from a wildfire or the uncontrolled spread of a wildfire.

XVIII. c) No Impact. PR 2305 would not add new structures that might need to be supported by expanded infrastructure and associated maintenance, including new roads, fuel breaks, emergency water sources, power lines and other utilities. However, as indicated in section XVIII b. above, structures pursuant to the implementation of the proposed project that are developed in FHSZs are required to comply with regulations governing development in such zones, including CBC Chapter 7A, CFC Chapter 49, and California Public Resources Code Sections 4291 et seq. Any new powerlines would be required to comply with fire safety regulations pertaining to electric utilities including California Code of Regulations Title 14 Sections 1250 et seq.; and CPUC fire safety regulations. Furthermore, activities that result from compliance with the proposed project would be subject to project-level review, including review of wildfire impacts under CEQA, as applicable. Therefore, there would be no impacts.

XVIII. d) No Impact. Catastrophic wildfire can create favorable conditions for other hazards, such as flooding and landslides during the rainy season. However, the installation of ZE charging/refueling infrastructure and solar panels at applicable existing warehouses would have a nominal footprint and would not expose people or structure to post-fire hazards such as flooding, landslides, slope instability, or drainage changes. Installation of ZE charging/refueling infrastructure near warehouses would also have a nominal footprint and would not result in any post-fire impacts.

XVIII. e) Less Than Significant Impact. As discussed in section XVIII b above, any new developed or redevelopment in FHSZs are required to comply with regulations governing development in such zones, including CBC Chapter 7A, CFC Chapter 49, and California Public Resources Code Sections 4291 et seq. Established regulations and policies, will reduce wildfire hazards to less than significant.

¹⁹ US Forest Service accessed August 20, 2018, Wildland Fire Air Quality Response Program. United States Department of Agriculture, <https://www.wildlandfiresmoke.net/>

²⁰ South Coast Air Quality Management District accessed August 20, 2018, Wildfire Smoke & Ash Health & Safety Tips, <https://www.aqmd.gov/wildfire-health-info-smoke-tips>.

Conclusion

Based upon these considerations, significant adverse wildfire impacts are not expected from implementing the proposed project. Since no significant wildfire impacts were identified, no mitigation measures are necessary or required and therefore will not be further discussed in the Draft EA.

	Potentially Significant Impact	Less Than Significant With Mitigation	Less Than Significant Impact	No Impact
XIX. MANDATORY FINDINGS OF SIGNIFICANCE.				
a) Does the project have the potential to substantially degrade the quality of the environment, substantially reduce the habitat of a fish or wildlife species, cause a fish or wildlife population to drop below self-sustaining levels, threaten to eliminate a plant or animal community, substantially reduce the number or restrict the range of a rare or endangered plant or animal or eliminate important examples of the major periods of California history or prehistory?	<input type="checkbox"/>	<input type="checkbox"/>	<input checked="" type="checkbox"/>	<input type="checkbox"/>
b) Does the project have impacts that are individually limited, but cumulatively considerable? (“Cumulatively considerable” means that the incremental effects of a project are considerable when viewed in connection with the effects of past projects, the effects of other current projects, and the effects of probable future projects)	<input checked="" type="checkbox"/>	<input type="checkbox"/>	<input type="checkbox"/>	<input type="checkbox"/>
c) Does the project have environmental effects that will cause substantial adverse effects on human beings, either directly or indirectly?	<input checked="" type="checkbox"/>	<input type="checkbox"/>	<input type="checkbox"/>	<input type="checkbox"/>

Discussion

XIX. a) Less than Significant Impact. Activities resulting from compliance with the proposed project could occur at or near existing warehouses. Such project sites would not typically include appropriate habitat for fish or wildlife species or rare, endangered species of plant or animal. Cultural resources are also limited at such sites. Furthermore, individual development projects would be subject to project-level review under CEQA, as applicable. Thus, impacts to biological and cultural resources would be less than significant.

XIX. b) Potentially Significant Impact. Implementation of PR 2305 could have cumulative considerable impacts associated with air quality and greenhouse gases, energy, and transportation. These impacts could be potentially significant and will be studied further in the Draft EA.

XIX. c) Potentially Significant Impact. It is possible that new warehouses may be developed outside of the South Coast Air Basin to avoid implementing compliance with PR 2305. This could result in longer truck trips within the South Coast AQMD's jurisdiction which could result in additional operational emissions. These additional emissions might cause potential health impacts to sensitive receptors and will be addressed in further detail in the Draft EA.

Conclusion

As previously discussed in environmental topics I through XIX, the proposed project has impacts with the potential to cause significant adverse environmental effects. These impacts will be discussed in further detail in the Draft EA.

REFERENCES

California Air Resources Board (CARB). 2012. Final Regulation Order. Airborne Toxic Control Measure for In-Use Diesel-Fueled Transport Refrigeration Units (TRU) and TRU Generator Sets, and Facilities Where TRUs Operate. <https://ww3.arb.ca.gov/regact/2011/tru2011/tru2011fro.pdf>

CARB. 2017, March. Revised Proposed 2016 State Strategy for the State Implementation Plan. <https://ww3.arb.ca.gov/planning/sip/2016sip/rev2016statesip.pdf>

CARB. 2019, September 5 (accessed). Greenhouse Gas Standards for Medium- and Heavy-Duty Engines and Vehicles. <https://ww2.arb.ca.gov/node/1594/about>

CARB. 2019. Optional Reduced NO_x Emission Standards for On-Road Heavy-duty Engines. <https://ww3.arb.ca.gov/msprog/onroad/optionnox/optionnox.htm>

CARB. 2019. Public Hearing to Consider the proposed Advanced Clean Trucks Regulation. <https://ww3.arb.ca.gov/regact/2019/act2019/isor.pdf>

CARB. 2019. CARB Staff Current Assessment of the Technical Feasibility of Lower NO_x Standards. <https://content.govdelivery.com/accounts/CARB/bulletins/23f72f1>

CARB. 2019. California Phase 2 Greenhouse Gas Standards. <https://ww2.arb.ca.gov/our-work/programs/greenhouse-gas-standards-medium-and-heavy-duty-engines-and-vehicles/phase2>

CARB. 2019, November 6 (accessed). The Truckstop Official California Diesel Truck Information. <https://ww3.arb.ca.gov/msprog/truckstop/tb/truckbus.htm>

CARB. 2020. Heavy-Duty Inspection and Maintenance Program. <https://ww2.arb.ca.gov/our-work/programs/heavy-duty-inspection-and-maintenance-program/about>

CARB. 2020. New Transport Refrigeration Unit Regulation in Development. <https://ww2.arb.ca.gov/our-work/programs/transport-refrigeration-unit/new-transport-refrigeration-unit-regulation>

CARB. 2020. Community Air Protection Program. <https://ww2.arb.ca.gov/our-work/programs/community-air-protection-program/about>

CARB. 2020, January 29 (accessed). Truck and Bus Regulation. <https://ww3.arb.ca.gov/msprog/truckstop/tb/truckbus.htm>

California Natural Resources Agency (CNRA). 2018. CEQA: The California Environmental Quality Act. <http://resources.ca.gov/ceqa/>.

California Department of Forestry and Fire Prevention's Fire and Resource Assessment Program (FRAP). 2019. Wildfire Hazard Real Estate Disclosure. <https://frap.fire.ca.gov/frap-projects/wildfirehazard-real-estate-disclosure-old/>.

OOIDA Foundation (OOIDA). 2019. California Air Resource Board (CARB) Regulations. <https://www.ooida.com/OOIDA%20Foundation/Resources/carb.asp>

- South Coast Air Quality Management District (South Coast AQMD). 2017, March. Final 2016 Air Quality Management Plan. <https://www.aqmd.gov/home/air-quality/clean-air-plans/air-quality-mgt-plan/final-2016-aqmp>.
- South Coast AQMD. 2018, March 2, Board Meeting Agenda, Potential Strategies for Facility-Based Mobile Source Measures Adopted in 2016 AQMP. <http://www.aqmd.gov/docs/default-source/Agendas/Governing-Board/2018/2018-mar2-032.pdf>.
- South Coast AQMD. 2018, February 16, Special Mobile Source Committee Meeting. <https://www.aqmd.gov/home/news-events/meeting-agendas-minutes/agenda?title=mobile-source-committee---february-16-2018>.
- South Coast AQMD. 2018, Wildfire Smoke & Ash Health & Safety Tips. Accessed August 2, 2018. <https://www.aqmd.gov/wildfire-health-info-smoke-tips>.
- South Coast AQMD. 2019, Regulations & Other Commitments. <http://www.aqmd.gov/home/air-quality/clean-air-plans/air-quality-mgt-plan/facility-based-mobile-source-measures/regs-commitments>
- Southern California Association of Government (SCAG). April, 2018. Industrial Warehousing in the SCAG Region. <http://www.freightworks.org/DocumentLibrary/Industrial%20Warehousing%20Report%20-%20Revised%202018.pdf>
- US Environmental Protection Agency (U.S. EPA). 2012, September 26. Water Permitting 101. <http://www.epa.gov/npdes/pubs/101pape.pdf>.
- U.S. EPA. 2019. September 5 (accessed). Heavy-duty Greenhouse Gas (GHG) Trailer Implementation Workshop. <https://www.epa.gov/transportation-air-pollution-and-climate-change/heavy-duty-greenhouse-gas-ghg-trailer-implementation>.
- U.S. EPA. 2019. Learn about SmartWay. Accessed on September 5, 2019. <https://www.epa.gov/smartway/learn-about-smartway>., September 5 (accessed). Verified Technologies for SmartWay and Clean Diesel. <https://www.epa.gov/verified-diesel-tech>.
- U.S. EPA. 2019, September 5 (accessed). Verified Technologies for SmartWay and Clean Diesel. <https://www.epa.gov/verified-diesel-tech>
- U.S. EPA. 2019, September 5 (accessed). Verified Technologies for SmartWay and Clean Diesel. <https://www.epa.gov/verified-diesel-tech>. September 5 (accessed). Heavy-duty Greenhouse Gas (GHG) Trailer Implementation Workshop. <https://www.epa.gov/transportation-air-pollution-and-climate-change/heavy-duty-greenhouse-gas-ghg-trailer-implementation>.

US Forest Service (USFS). 2018. Wildland Fire Air Quality Response Program. United States Department of Agriculture. Accessed August 2, 2018.
<https://www.wildlandfiresmoke.net/>.

USFS. 2018. Burned Area Emergency Response Plan. Accessed, July 31, 2018.
<https://www.fs.usda.gov/detail/sbnf/landmanagement/?cid=stelprdb5433862>.

APPENDICES

Appendix A: Proposed Rule 2305 – Warehouse Indirect Source Rule - Warehouse Actions and Investments to Reduce Emissions (WAIRE) Program

Appendix B: Proposed Rule 316 – Fees for Regulation XXIII

APPENDIX A

Proposed Rule 2305 – Warehouse Indirect Source Rule - Warehouse Actions And Investments To Reduce Emissions (WAIRE) Program

**PROPOSED RULE 2305 WAREHOUSE INDIRECT SOURCE RULE –
WAREHOUSE ACTIONS AND INVESTMENTS TO REDUCE EMISSIONS
(WAIRE) PROGRAM**

(a) Purpose

The purpose of this rule is to reduce local and regional emissions of nitrogen oxides and particulate matter, and to facilitate local and regional emission reductions associated with warehouses and the mobile sources attracted to warehouses in order to assist in meeting state and federal air quality standards for ozone and fine particulate matter.

(b) Applicability

This rule applies to owners and operators of warehouses located in the South Coast Air Quality Management District (South Coast AQMD) jurisdiction with greater than or equal to 100,000 square feet of indoor floor space in a single building dedicated to that may be used for warehousing activities by one or more warehouse operators.

(c) Definitions

For the purpose of this rule, the following definitions shall apply:

- (1) ALTERNATIVE ENERGY GENERATION EQUIPMENT means systems at a warehouse facility capable of generating electricity without the use of diesel or gasoline.
- (2) ALTERNATIVE-FUELED VEHICLE means a vehicle or engine ~~that~~ is which is not powered by gasoline or diesel fuel.
- (3) ALTERNATIVE FUELING STATION means fuel dispensing equipment for alternative-fueled vehicles.
- (4) CLASS 2B TRUCK means a truck with a Gross Vehicle Weight Rating (GVWR) of 8,501 to 10,000 pounds.
- (5) CLASS 3 TRUCK means a truck with a GVWR of 10,001 to 14,000 pounds.
- ~~(4)~~(6) CLASS 4 TRUCK means a truck with a GVWR Gross Vehicle Weight Rating ~~(GVWR)~~ of 14,001 to 16,000 pounds.
- ~~(5)~~(7) CLASS 5 TRUCK means a truck with a GVWR of 16,001 to 19,500 pounds.

Proposed Rule 2305

- ~~(6)~~(8) CLASS 6 TRUCK means a truck with a GVWR of 19,501 to 26,000 pounds.
- ~~(7)~~(9) CLASS 7 TRUCK means a truck with a GVWR of 26,001 to 33,000 pounds.
- ~~(8)~~(10) CLASS 8 TRUCK means a truck with a GVWR of greater than 33,001 pounds.
- ~~(9)~~(1) ~~ELECTRIC CHARGER means an electric charging station for vehicles. Each unique plug that can charge an individual vehicle at any time, regardless of whether other electric chargers/plugs are operating, counts as one electric charger.~~
- ~~(10)~~(11) COLD STORAGE FACILITY means a distribution facility that temporarily stores perishable goods ~~that are~~which are required to be either refrigerated or frozen.
- (12) DIESEL PARTICULATE MATTER (DPM) means the particles found in the exhaust of diesel fueled internal combustion engines. DPM is a component of fine particulate matter.
- ~~(11)~~(13) DWELL TIME means the number of hours per day ~~that~~ a truck or tractor is parked at a warehouse.
- (14) ELECTRIC CHARGER means an electric charging station for vehicles. Each unique plug that can charge an individual vehicle at any time, regardless of whether other electric chargers/plugs are operating, counts as one electric charger. This equipment is also referred to as Electric Vehicle Supply Equipment (EVSE).
- (15) FUEL TYPE means the fuel used to power a vehicle, such as electricity, hydrogen, natural gas, gasoline, or diesel fuel.
- ~~(12)~~(16) LEVEL 2 CHARGER means electric vehicle supply equipment (EVSE) that can deliver an electric charge up to a rate of 19.2 kilowatts (kW).
- ~~(13)~~(17) LEVEL 3 CHARGER means EVSE that can deliver an electric charge between 19.2 and 50 kW.
- ~~(14)~~(18) LEVEL 4 CHARGER means an EVSE that can deliver an electric charge between 51 and 150kW.
- ~~(15)~~(19) LEVEL 5 CHARGER means an EVSE that can deliver an electric charge ~~above~~greater than 151 kW.
- ~~(16)~~(20) NEAR-ZERO EMISSIONS (NZE) TRUCKS means trucks or tractors with engines ~~that meeting~~ the California Air Resources Board's

Proposed Rule 2305

lowest non-zero optional NOx standard as defined in the California Code of Regulations Title 13, section 1956.8.

(21) NITROGEN OXIDES (NOx) mean the sum of nitric oxides and nitrogen dioxides emitted, calculated as nitrogen dioxide.

(17)(22) PARENT COMPANY means a company or other entity that owns a controlling interest in a company directly or through one or more subsidiaries.

(18)(23) STRAIGHT TRUCK means a truck that carries cargo on the same chassis as the power unit and cab.

(19)(24) TRACTOR means a heavy-duty Class 7 or 8 truck designed to pull a semi-trailer.

(20)(25) TRUCK CLASS means the size of a truck based on its GVWR.

(26) TRUCK TRIP means the one-way trip ~~that~~ a truck or tractor makes to or from a site with at least one warehouse to deliver or pick up goods stored at that warehouse, for later distribution to other locations. A truck or tractor entering a warehouse site and then leaving that site counts as two trips.

(24)(27) VEHICLE MILES TRAVELED (VMT) means total annual miles of vehicle travel.

(28) WAREHOUSE means a building facility ~~consisting of one or more buildings~~ that stores cargo, goods, or products on a short- or ~~long~~ long-term basis for later distribution to businesses and/or retail customers.

(22)(29) WAREHOUSE FACILITY means a property that includes a warehouse as well as accessory uses such as parking areas and driving lanes for trucks, trailers, or passenger vehicles; entry and exit points for vehicles; accessory maintenance or security buildings; and fueling or charging infrastructure for vehicles.

~~(23)(1) WAREHOUSING ACTIVITIES means operations at a warehouse related to the storage and distribution of goods, including but not limited to the storage, labelling, sorting, consolidation and deconsolidation of products into different size packages. Supporting office administration, maintenance, or manufacturing areas within the same warehouse building, that are physically separate from the warehouse area, are not considered warehousing activities for the purpose of this rule.~~

(24)(30) WAREHOUSE OPERATOR means the ~~business~~ entity who conducts day-to-day operations at a warehouse, either with its employees or through the contracting out of services for all or part of the warehouse

Proposed Rule 2305

operations. A warehouse operator can be, but is not necessarily the warehouse owner.

~~(25)~~(31) WAREHOUSE OWNER means the legal, beneficial, and/or equitable owner or owners of a warehouse facility~~business entity or entities who hold the deed to a warehouse.~~

~~(26)~~(32) WAREHOUSE SIZE means the indoor floor space, measured in square feet, of an individual warehouse building~~dedicated to warehousing that may be used for warehousing activities.~~

(33) WAREHOUSING ACTIVITIES means operations at a warehouse related to the storage and distribution of goods, including but not limited to the storage, labelling, sorting, consolidation and deconsolidation of products into different size packages. Supporting office administration, maintenance, or manufacturing areas within the same warehouse building, that are physically separate from the warehouse area, are not considered warehousing activities for the purpose of this rule.

~~(27)~~(34) YARD TRUCK means a mobile utility vehicle, that operates as either~~with an on- or off-road vehicle engine installed, used to carry cargo containers with or without a chassis; also commonly known as a terminal tractor, utility tractor rig (UTR), yard tractor, yard goat, or yard hostler.; yard hustler, or prime mover, means a tractor that moves trailers short distances at a warehouse, or to a nearby warehouse.~~

~~(28)~~(35) ZERO-EMISSION (ZE) TRUCK has the same meaning as “zero emission vehicle” defined in California Code of Regulations, Title 13, Section 1963.

(d) Requirements

(1) Warehouse Points Compliance Obligation

Beginning with the Initial Reporting Date in Table 21, a warehouse operator shall earn the applicable WAIRE Points, for the prior 12-month period from July 1 through June 30, in the amount identified in Table 4-2 as specified in subparagraph (d)(1)(A). WAIRE Points shall be earned for actions and investments completed during the compliance period while the warehouse operator occupied the warehouse, except as specified in paragraph (d)(~~36~~). ~~Subdivision (d) only applies to~~ Only warehouse operators in buildings with greater than or equal to 100,000 square feet of floor area ~~dedicated to warehousing that may be used for warehousing activities and who operate~~

Proposed Rule 2305

at least 50,000 square feet of the warehouse are required to earn WAIRE Points.

- (A) The number of WAIRE Points that a warehouse operator must earn in the applicable compliance period shall be calculated according to the following equation.

$$WPCO = WATTs \times Stringency \times \left(\frac{Annual}{Variable} \right)$$

Where:

WPCO = WAIRE Points Compliance Obligation, or the number of WAIRE Points that a warehouse operator must earn every year

WATTs = Weighted Annual Truck Trips as calculated in subparagraph (d)(1)(B) or (d)(1)(C), as applicable

Stringency = XXX

Annual Variable = As specified in Table 24

- (B) The Weighted Annual Truck Trips (WATTs) at a warehouse include all actual truck trips that occurred at a warehouse while the warehouse operator was responsible for operations during the 12-month compliance period. If a warehouse is occupied by more than one warehouse operator, the WATTs are calculated only for truck trips to or from that operator. Actual truck trip data to a warehouse shall be collected by the warehouse operator and WATTs shall be calculated according to the following equation and as specified in the WAIRE Program Implementation Guidelines.

$$WATTs = [Class\ 4\text{--}2b\ to\ 7\ truck\ trips] + [2.5 \times Class\ 8\ truck\ trips]$$

Where:

Class 4-2b to 7 truck trips = All trucks or tractors ~~that~~ entering or exiting a warehouse truck gate(s) or driveway(s) that are truck ~~e~~Class 2b, 3, 4, 5, 6, or 7. If truck class

information is not available, Class 42b to 7 trucks are all straight trucks that entered or exited a warehouse truck gate(s) or driveway(s).

Class 8 truck trips = All ~~e~~Class 8 trucks or tractors ~~that entered~~entering or exiting a warehouse truck gate(s) or driveway(s). If truck class information is not available, Class 8 trucks are all tractors that entered or exited a warehouse truck gate(s) or driveway(s).

- (C) If a warehouse operator does not have information about the number of truck trips at a warehouse due to a force majeure event such as a destruction of records from a fire, the WATTs shall be calculated according to the following equation.

$$WATTs = Days\ per\ Year \times Warehouse\ Size \times WTTR$$

Where:

Days per Year = The number of days that the warehouse operator has operational control of the warehouse during the 12-month compliance period

Warehouse Size = Warehouse size in thousand square feet (tsf), as defined in subdivision (c)

WTTR = Weighted Truck Trip Rate, where:
Warehouses $\geq 200,000$ = 0.95 trips/tsf/day
Warehouses $\geq 100,000$ = 0.67 trips/tsf/day
Cold Storage Warehouses = 2.17 trips/tsf/day

(2) Earning WAIRE Points

WAIRE Points shall only be earned through completing actions in the WAIRE Menu in Table 3 and as described in (d)(3), or by completing actions in an approved Custom WAIRE Plan as described in (d)(4), or by choosing to pay a mitigation fee as described in (d)(5) in lieu of completing actions in the WAIRE Menu or in an approved Custom WAIRE Plan.

(2)(3) Determining the Number of WAIRE Points Earned Using the WAIRE Menu

~~All WAIRE Points a~~ warehouse operator may earn WAIRE Points shall be determined for actions completed in the WAIRE Menu in Table 3 and based on the point values specified therein. ~~the WAIRE Menu in Table 3.~~

- (A) WAIRE Points may not be earned from WAIRE Menu items in Table 3 if those same actions or investments are required by a separate the United States Environmental Protection Agency (U.S. EPA), the California Air Resources Board (CARB), or South Coast AQMD rules and regulations during the compliance year in paragraph (d)(1). Actions or investments that go beyond U.S. EPA, CARB, or South Coast AQMD rules and regulations can earn WAIRE Points.

(3)(4) WAIRE Points Earned Using a Custom WAIRE Plan

- (A) Warehouse owners or operators may apply to earn WAIRE Points through a customized plan for their facility. The Custom WAIRE Plan application shall follow the WAIRE Implementation Guidelines and the criteria below.

- (i) Custom WAIRE Plan applications must demonstrate how the proposed action will earn WAIRE Points based on the incremental cost of the action, the NOx emission reductions from the action, and the DPM emission reductions from the action, relative to baseline conditions if the warehouse operator had not completed the action in that compliance year.

- (A) The methodology to determine the total WAIRE Points for an action in a Custom WAIRE Plan application shall be consistent with methods in the WAIRE Program Implementation Guidelines.

- (ii) Any WAIRE Points for emission reductions must be quantifiable, verifiable, and real as determined by the Executive Officer and consistent with the WAIRE Implementation Guidelines.

- (iii) Custom WAIRE Plan applications must include the elements described below:

- (A) A description how the proposed actions will achieve quantifiable, verifiable, and real NOx and DPM emission reductions as quickly as feasible, but no later than three years after plan approval; and
 - (B) A quantification of expected NOx and/or DPM emission reductions from the proposed project within the South Coast AQMD and within three miles of the warehouse; and
 - (C) A description of the method to be used to verify that the proposed project will achieve NOx and/or DPM emission reductions; and
 - (D) A schedule of key milestones showing the increments of progress to complete the proposed project; and
 - (E) A description of the location and a map of where the proposed project will occur; and
 - (F) Any expected permits or approvals required by other private parties, or South Coast AQMD, or other federal, state, or local government agencies to implement the proposed plan.
 - (iv) Any proposed plan that relies on VMT reduction must demonstrate that these reductions are surplus to what is included in the most recent approved Regional Transportation Plan (RTP) and Air Quality Management Plan (AQMP).
- (B) Review of Custom Option Plan Applications
 - (i) A Custom WAIRE Plan application must be submitted at least 9 months before an Annual WAIRE Report is due for the year in which the Plan will earn Points.
 - (ii) Within 30 days of receipt of the Custom Option Plan, the Executive Officer will conduct an initial review of the Custom Option Plan and confirm receipt.
 - (iii) The Executive Officer shall approve or reject the Custom Option Plan within 3 months of submittal. If no formal approval or rejection is received by the applicant, the application is presumed rejected unless otherwise provided

for by the Executive Officer in writing. Approval or rejection will be based on whether:

(A) The Custom Option Plan was prepared consistent with paragraph (d)(4)(A) and in accordance with the WAIRE Program Implementation Guidelines; and

(A) The information provided was complete and accurate.

(iv) Within 30 days of the date of notification by the Executive Officer of disapproval of a Custom WAIRE Plan application, an owner or operator shall revise and resubmit a Custom Plan Proposal that corrects all identified deficiencies. If the Executive Officer does not approve the subsequent revised plan within 30 days of resubmission, then no WAIRE Points may be earned from the Custom WAIRE Plan in the current compliance period.

(v) A Custom WAIRE Plan application shall be made available, by the Executive Officer, for public review no less than thirty (30) days prior to approval.

(C) For any Plan that requires implementation beyond the subsequent Annual WAIRE Report, a progress report must be provided every six months after Plan approval. The progress report shall be consistent with the WAIRE Program Implementation Guidelines and include at a minimum, all of the following:

(i) The key milestones achieved and a schedule indicating dates for future increments of progress; and

(ii) Identification of any milestones that have been or will be achieved later than specified in the approved Custom Plan and the reason for achieving the milestones late. The progress report must describe how each late milestone will be achieved and when WAIRE Points are anticipated to be earned from that action.

(D) If the Executive Officer determines that a warehouse owner or operator is not making adequate progress to complete an approved Custom WAIRE Plan, then the Executive Officer may rescind approval of the plan 30 days after notifying the plan applicant of the proposed rescission. The notice to the plan applicant shall contain

a description of the identified deficiencies in the Custom WAIRE Plan implementation.

(i) If the owner or operator does not subsequently demonstrate to the Executive Officer's satisfaction that the deficiencies in implementing the plan have been corrected, then the Executive Officer will rescind approval of the Custom WAIRE Plan and notify the owners or operators of the rescission.

(A)(E) If the expected WAIRE Points from an approved Custom Plan are not earned during the applicable compliance period, the owner or operator shall be in violation of this rule unless the owner or operator demonstrates that they have met their Warehouse Points Compliance Obligation by the date that they submit their Annual WAIRE Report using WAIRE Points earned through requirements in paragraphs (d)(3) or (d)(5).

(4)(5) Mitigation Fee

In lieu of earning the required number of WAIRE Points in paragraph (d)(3) or (d)(4) If a warehouse operator does not earn a sufficient number of WAIRE Points to may choose to satisfy all or any remaining part of their WAIRE Points Compliance Obligation in (d)(1), they shall pay through payment of a mitigation fee to make up the difference according to the schedule below. The mitigation fee rate shall be equal to in the amount of \$1,000XX for each WAIRE Point.

(A) In any one compliance year, if a warehouse operator does not complete at least 50% of their WAIRE Points Compliance Obligation through the earning of WAIRE points from Table 3, the following year the mitigation fee rate shall be ten percent more than the dollar value per WAIRE Point that the warehouse operator paid in the previous year.

(5)(6) Transferring WAIRE Points

WAIRE Points are not transferable, except as specified below.

(A) Transferring WAIRE Points to a Different Warehouse

If a warehouse operator conducts warehousing activities at more than one warehouse, then WAIRE Points earned for one warehouse may be used at the other warehouse(s) under the operational control of that same warehouse operator. Only those points ~~that are earned~~

in excess of a warehouse operator's WAIRE Points Compliance Obligation at that site may be transferred. Any WAIRE Points transferred to a different warehouse shall be discounted as calculated using the values specified in the WAIRE Menu in Table 3.

(B) Transferring WAIRE Points to a Different Compliance Year

If a warehouse operator earns more WAIRE Points than is required for its annual Warehouse Points Compliance Obligation, then it may use those remaining WAIRE Points at the same warehouse to satisfy its Warehouse Points Compliance Obligation in any of the following three years.

(i) WAIRE Points may not be transferred to a subsequent compliance year if the WAIRE Menu items used to earn WAIRE Points are required by a U.S. EPA, CARB, or South Coast AQMD rules and regulations in that subsequent year.

(ii) Owners or operators transferring WAIRE Points to a different compliance year shall demonstrate that any onsite improvements or equipment installations that were used to earn the WAIRE Points being transferred are still operational at that warehouse facility in the year that WAIRE Points are used.

~~(ii)~~(iii) WAIRE Points earned prior to a warehouse operator's first compliance year pursuant to paragraph (d)(1) may be banked and transferred up to three years after the warehouse operator's first compliance year. This early compliance must be documented in an Annual WAIRE Report immediately following the year in which the action or investment was completed.

(C) Transferring WAIRE Points Between a Warehouse Owner and a Warehouse Operator

A warehouse owner may earn WAIRE Points during a compliance period using the methods specified in paragraphs (d)(23), (d)(4), or (d)(5) or may have WAIRE Points transferred to them from the warehouse operator at that site. The warehouse owner may transfer these WAIRE Points to any warehouse operator at the site where the WAIRE Points were earned within a three-year period after the

points were earned.

(7) Reporting

(A) Warehouse Operations Notification

Warehouse owners shall notify the South Coast AQMD in the manner specified in paragraph (e)(1) when any of the following conditions occur:

- (i) Within 60 calendar days of rule adoption;
- (ii) Within 14 calendar days after a new warehouse operator has the ability to use at least 50,000 square feet of a warehouse that has greater than or equal to 100,000 square feet used for warehousing activities;
- (iii) Within 30 calendar days after a renovated warehouse has received a certificate of occupancy from the local land use agency such that the total warehouse space that may be used for warehousing activities has increased or decreased; or
- (iv) Within three calendar days of a request from the Executive Officer.

(B) Initial Site Information Report

Warehouse operators shall submit an Initial Site Information Report in the manner specified in paragraph (e)(2) no later than January 15 of the year that they must submit their first annual WAIRE Report for that warehouse facility, or within 30 calendar days of a request by the Executive Officer.

~~(D)~~(C) Annual WAIRE Report

Warehouse operators shall submit an annual WAIRE Report in the manner specified in paragraph (e)(3) by the Executive Officer no more than 30 calendar days after July 1, beginning with the Initial Reporting Date in Table 12. The annual WAIRE Report, in accordance with the WAIRE Program Implementation Guidelines, shall include the information described in paragraph (e)(3) to demonstrate how the warehouse operator satisfied the requirement of paragraph (d)(1) in the preceding compliance period.

- (D) If a warehouse operator vacates a warehouse prior to the Annual WAIRE Report submission date in subparagraph (d)(7)(c) June 30 in any year that they must satisfy an annual WAIRE Points

Proposed Rule 2305

Compliance Obligation, then the Annual WAIRE Report shall be submitted to South Coast AQMD no later than the date that they vacate the warehouse.

(e) Reporting, Notification, and Recordkeeping Requirements

~~(1) Warehouse Operations Notification~~

~~The warehouse owner shall notify the South Coast AQMD within two months of rule passage and also no later than two weeks after any of the following conditions:~~

~~(A) A new warehouse operator has taken over operational control of a warehouse with more than 100,000 square feet dedicated to warehousing activities;~~

~~(B) A warehouse building has been modified and the total warehouse space dedicated to warehousing activities has been changed~~

~~(C) Upon request of the Executive Officer.~~

~~(2)~~(1) Warehouse Operations Notification

The notification required ~~in~~ pursuant to subparagraph ~~(d)(7)(A)(e)(1)~~ shall be made in the manner specified by the Executive Officer and the WAIRE Program Implementation Guidelines. The notification shall include:

(A) The ~~business-legal~~ name and contact information of the warehouse operator;

(B) The duration of the current lease term, if applicable;

(C) The warehouse size(s) and the square footage ~~dedicated to warehousing~~ that may be used for warehousing activities under the operational control of each of the current warehouse operators ~~(s)~~ at a site; and

(D) The ~~business name~~ last known legal name and contact information of the previous warehouse operator and the end date of the previous warehouse operator's warehousing activities at that site, if applicable.

~~(3) Initial Site Information Report~~

~~The warehouse operator shall submit an Initial Site Information Report by January 15 of the year that they must submit their first annual WAIRE Report for that facility, or within 30 days of a request by the Executive Officer. The Initial Site Information Report shall include information as specified in subparagraphs (A) through (G) below.~~

(2) Initial Site Information Report

The Initial Site Information Report required in subparagraph (d)(7)(B) shall be made in the manner specified by the Executive Officer and the WAIRE Implementation Guidelines, and shall include the following information:

(A) ~~The Initial Site Information Report shall include the w~~Warehouse size, and the square footage that may be used for ~~dedicated to~~ warehousing activities.

(i) If the warehouse building has less than 100,000 square feet ~~dedicated to~~that may be used for warehousing activities, then no additional information ~~is~~ pursuant to—subparagraphs (e)(2)(B) through (e)(2)(G) ~~below~~ is required.

~~(i)~~(ii) Any operator leasing less than 50,000 square feet of warehouse space that may be used for warehousing activities is not required to report additional information pursuant to subparagraphs (e)(2)(B) through (e)(2)(G), unless the same parent company owns or controls multiple operators in the same building who collectively use greater than or equal to 50,000 square feet of warehousing space for warehousing activity.

(B) ~~The Initial Site Information Report shall include~~Actual truck trip data, including:

(i) Number of truck trips in the previous 12—month period for the warehouse operator at that warehouse;

(ii) Number of truck trips anticipated for the next applicable 12—month compliance period in subdivision (d); and

(iii) For the purposes of this subparagraph, truck trips shall be reported in two categories. The first category shall include all trucks or tractors using a facility's truck gate or driveway that are truck eClass 4-2b through truck eClass 7, or straight trucks if truck class information is not available. The second category shall include all trucks and tractors that are truck eClass 8, or all tractors if truck class information is not available.

(C) If the warehouse operator owns or leases on-road trucks or tractors that serve that warehouse, the Initial Site Information Report shall include fleet data including:

Proposed Rule 2305

- (i) Number of trucks and tractors in the fleet serving that warehouse, by truck class, and fuel type;
 - (ii) Total VMT by truck class and fuel type; and
 - ~~(iii)~~ (iii) Typical dwell time at the facility by truck class; and
 - ~~(iii)(iv)~~ (iv) Information about which trucks or tractors are owned or leased.
- (D) If the warehouse has an alternative fueling station(s) or electric charging station(s) located onsite, the Initial Site Information Report shall include:
 - (i) Number of electric chargers/alternative fueling stations installed. The report must include the level for each electric charging station. For alternative-fueling stations, the report must include the fuel type, maximum fuel dispensing rate, the maximum amount of fuel that can be dispensed daily, and the pressure of the fueling system, if applicable;
 - (ii) Types of vehicles served;
 - (iii) Total fuel dispensed and/or charging provided in the previous 12-month period.
- (E) If the warehouse operator has yard trucks that are ~~based~~ used at that ~~site~~ warehouse facility, the Initial Site Information Report shall include:
 - (i) Number of yard trucks, and indicate which of these are registered as motor vehicles under Vehicle Code section 4000, et seq. by onroad and offroad classification;
 - (ii) Fuel type and engine size; and
 - (iii) Total annual hours of operation of all yard trucks.
- (F) If the warehouse has onsite alternative energy generation equipment and/or onsite energy storage equipment, the Initial Site Information Report shall include:
 - (i) The type and rated capacity of the alternative energy generation system in kilowatts and kilowatt-hours per year, and/or rated capacity of the energy storage system in kilowatt-hours, as applicable.
 - (ii) The total energy generation and/or usage of the energy storage system in kilowatt hours expected during the next applicable 12-month compliance period in subdivision (d).

(G) The Initial Site Information Report shall include whether the warehouse operator anticipates earning WAIRE Points from the WAIRE Menu, from a Custom WAIRE Plan, or by choosing to pay a mitigation fee the anticipated categories from the WAIRE Menu that the warehouse operator expects to use for the next applicable 12-month compliance period in subdivision (d). If the warehouse operator anticipates using the WAIRE Menu, the anticipated actions in the WAIRE Menu shall be reported. The actual WAIRE Menu items used for compliance ~~in the next applicable 12-month compliance period~~ can be from ~~those~~ the methods reported in the Initial Site Information Report, or from any other category in the WAIRE Menu, or any other method to earn WAIRE Points in paragraph (d)(2).

~~(4)(3)~~ Annual WAIRE Report

~~Annual WAIRE Reports required under subdivision (d) shall contain information as specified in subparagraphs (e)(4)(A) and (e)(4)(B) below.~~ Annual WAIRE Reports required pursuant to subparagraph (d)(7)(C) or (D) shall be made in the manner specified by the Executive Officer and as specified in the WAIRE Implementation Guidelines, and shall include the following information:-

- (A) The Annual WAIRE Report shall include truck trip data, including:
- (i) Number of actual truck trips during the compliance period in described in paragraph (d)(1); and
 - (ii) Truck trips shall be reported in the same manner as described in subparagraph (e)(32)(B)(iii)

(B) For every WAIRE Menu item used to earn WAIRE Points, the WAIRE Annual Report shall contain the information about the Reporting Metric specified in Table 3.

~~(B)(C)~~ Every Annual WAIRE Report shall include current contact information for the warehouse operator.

(4) Recordkeeping

Records which document the accuracy and validity of all information submitted to the South Coast AQMD as required by this Rule shall be kept by the warehouse operator or owner as applicable, for a minimum of seven years from the reporting deadline, and made available upon request during

Proposed Rule 2305

normal business hours.

(f) WAIRE Implementation Guidelines

The Executive Officer shall periodically publish guidelines for implementing the WAIRE Program.

(g) Exemptions

(5)(1) Operators In Warehouses That Have Less Than 50,000 Square Feet That They May Use For Warehousing Activities

Warehouse operators who can only use less than 50,000 square feet of a warehouse for warehousing activities due to terms of their lease are not subject to the requirements in subdivision (d)(1) unless the same parent company owns or controls multiple operators in the same building who collectively use more than 50,000 square feet of space for warehousing activity.

(6)(2) Unforeseen Circumstances

In instances where investments or actions completed by an owner or operator perform at a level significantly lower than anticipated due to unforeseen circumstances beyond the control of the warehouse operator and such that the anticipated WAIRE Points for that action can not be fully earned, the owner or operator may apply for a partial or complete exemption to the Executive Officer following procedures in the WAIRE Program Implementation Guidelines. The application must specify what portion of the WPCO determined by subparagraph (d)(1) that the malfunctioning equipment would have satisfied and why WAIRE Points can not be earned from other actions in subparagraph (d)(2).

(f)(h) Severability

If any provision of this rule is held by judicial order to be invalid, ~~or invalid~~ or inapplicable to any person or circumstance, such order shall not affect the validity of the remainder of this rule, or the validity or applicability of such provision to other persons or circumstances. In the event any of the exceptions to this rule are held by judicial order to be invalid, the persons or circumstances covered by the exception shall instead be required to comply with the remainder of this rule.

Proposed Rule 2305

Table 1 – Initial Requirement Date

<u>Warehouse Size (sq. ft.)</u>	<u>Initial Reporting Date</u>
<u>$\geq 250,000$</u>	<u>August 2, 2022</u>
<u>$\geq 150,000$</u>	<u>August 1, 2023</u>
<u>$\geq 100,000$</u>	<u>July 31, 2024</u>

Table 1-2 – Annual Variable

WAIRE Report Year*	Annual Variable
First Year	XX
Subsequent Years	XX
Etc.	XX
	XX
	XX

* This is the year that a warehouse submitted its Annual WAIRE Report.

Table 2 – Initial Requirement Date

<u>Warehouse Size (sq. ft.)</u>	<u>Initial Reporting Date</u>
<u>$\geq 250,000$</u>	<u>July 30, 2021</u>
<u>$\geq 150,000$</u>	<u>August 2, 2022</u>
<u>$\geq 100,000$</u>	<u>August 1, 2023</u>

Table 3 WAIRE Menu

<u>Action/Investment</u>	<u>Action/Investment Details</u>	<u>Reporting Metric</u>	<u>Annualized Metric</u>	<u>WAIRE Points per Annualized Metric</u>	<u>Discounted WAIRE Points</u> Subparagraph (d)(6)(A)
<u>Acquire ZE/NZE Trucks in Warehouse Operator Fleet</u>	<u>ZE Class 8</u>	<u>Number of trucks</u>	<u>One truck acquired</u>	<u>126</u>	<u>126</u>
	<u>ZE Class 4-7</u>			<u>68</u>	<u>68</u>
	<u>ZE Class 2b-3</u>			<u>14</u>	<u>14</u>
	<u>NZE Class 8</u>			<u>55</u>	<u>55</u>
	<u>NZE Class 4-7</u>			<u>26</u>	<u>26</u>
<u>ZE/NZE Truck Visits</u>	<u>ZE Class 8</u>	<u>Number of visits</u>	<u>365 truck visits</u>	<u>51</u>	<u>33</u>
	<u>ZE Class 4-7</u>			<u>12</u>	<u>9</u>
	<u>ZE Class 2b-3</u>			<u>9</u>	<u>6</u>
	<u>NZE Class 8</u>			<u>42</u>	<u>24</u>
	<u>NZE Class 4-7</u>			<u>12</u>	<u>9</u>
<u>Acquire ZE Yard Truck</u>		<u>Number of yard trucks</u>	<u>One yard truck acquired</u>	<u>177</u>	<u>177</u>
<u>Use ZE Yard Truck</u>		<u>Hours of use</u>	<u>1,000 hours</u>	<u>291</u>	<u>51</u>
<u>Install Onsite ZE Charging or Fueling Infrastructure</u>	<u>Level 5 EVSE Purchase</u>	<u>Number of EVSE purchased</u>	<u>One EVSE purchased</u>	<u>118</u>	<u>118</u>
	<u>Level 4 EVSE Purchase</u>			<u>51</u>	<u>51</u>
	<u>Level 3 EVSE Purchase</u>			<u>26</u>	<u>26</u>
	<u>Level 2 EVSE Purchase</u>			<u>5</u>	<u>5</u>
	<u>TRU Plug EVSE Purchase</u>			<u>3</u>	<u>3</u>
	<u>Begin construction on Level 3, 4, or 5 charger project</u>	<u>First day of construction</u>	<u>One construction project</u>	<u>9</u>	<u>9</u>
	<u>Begin construction on Level 2 charger project</u>			<u>9</u>	<u>9</u>
	<u>Begin construction on TRU Plug project</u>			<u>5</u>	<u>5</u>
	<u>Finalize Level 3, 4, or 5 charger project</u>	<u>The latter of final permit sign off or charger energization</u>	<u>One construction project</u>	<u>59</u>	<u>59</u>
	<u>Finalize Level 2 charger project</u>			<u>9</u>	<u>9</u>
	<u>Finalize TRU Plug project</u>			<u>7</u>	<u>7</u>
	<u>Hydrogen (H₂) Station</u>	<u>Daily capacity of station in kilograms (kg)</u>	<u>One 700 kg/day station construction project</u>	<u>1,680</u>	<u>1,680</u>
<u>Use Onsite ZE Charging or Fueling Infrastructure</u>	<u>Vehicle Charging</u>	<u>Kilowatt-hours (kWh) of dispensed electricity</u>	<u>165,000 kWh</u>	<u>42</u>	<u>24</u>
	<u>TRU Charging</u>		<u>10,658 kWh</u>	<u>10</u>	<u>3</u>
	<u>H₂ Station Usage</u>	<u>Kg of dispensed H₂</u>	<u>6,152 kg</u>	<u>43</u>	<u>25</u>
<u>Install Onsite Solar Panels</u>	<u>Rooftop</u>	<u>Size of system in kW</u>	<u>100 kW system</u>	<u>23</u>	<u>23</u>
	<u>Carport</u>			<u>27</u>	<u>27</u>
<u>Use Onsite Solar Panels</u>		<u>Energy production in kWh</u>	<u>165,000 kWh</u>	<u>2</u>	<u>2</u>
<u>Install High-Efficiency Filters or Filter Systems in Residences, Schools, Daycares, Hospitals, or Community Centers</u>	<u>Install Stand-Alone System</u>	<u>Number of systems installed</u>	<u>25 systems</u>	<u>55</u>	<u>55</u>
	<u>Install Filters</u>	<u>Number of filters installed</u>	<u>200 filters</u>	<u>51</u>	<u>51</u>

APPENDIX B

Proposed Rule 316 – Fees for Regulation XXIII

PROPOSED RULE 316 FEES FOR REGULATION XXIII

(a) Purpose

California Health and Safety Code Section 40522.5 provides authority for the South Coast Air Quality Management District to adopt a fee schedule for areawide or indirect sources of emissions which are regulated, but for which permits are not issued, to recover the costs of programs related to these sources. The purpose of this rule is to recover the South Coast AQMD's cost of implementing the programs in Regulation XXIII.

(b) Applicability

This rule applies to owners and operators of facilities subject to Rule 2305 that submit an Annual WAIRE Report, a Custom WAIRE Plan application, an Initial Site Information Report, a Warehouse Operations Notification, or that pay a Mitigation Fee.

(c) Definitions

For the purpose of this rule, the following definitions shall apply:

- (1) ANNUAL WAIRE REPORT is the annual report submitted by a warehouse operator or owner demonstrating how they satisfied their Warehouse Points Compliance Obligation pursuant to Rule 2305 (d)(7)(C).
- (2) CUSTOM WAIRE PLAN APPLICATION is the application submitted by a warehouse operator or owner that describes the customized method that they propose to use to satisfy their Warehouse Points Compliance Obligation pursuant to Rule 2305 (d)(4).
- (3) INITIAL SITE INFORMATION REPORT is the report submitted by a warehouse operator pursuant to Rule 2305 (d)(7)(B).
- (4) MITIGATION FEE is the fee paid by a warehouse operator or owner pursuant to Rule 2305 (d)(5).
- (5) WAREHOUSE has the same definition as in Rule 2305 (c)(28).
- (6) WAREHOUSE OPERATIONS NOTIFICATION is the report submitted by a warehouse owner with information about the warehouse building and any business leasing the warehouse pursuant to Rule 2305 (d)(7)(A).
- (7) WAREHOUSE OPERATOR has the same definition as in Rule 2305 (c)(30).
- (8) WAREHOUSE OWNER has the same definition as in Rule 2305 (c)(31).
- (9) WAREHOUSING ACTIVITIES has the same definition as in Rule 2305 (c)(33).

(d) Annual WAIRE Fees

Warehouse operators and owners who submit reports or notifications required by Rule 2305 shall pay fees according to Table 1. These fees are due at the time that the applicable report or notification must be submitted pursuant to Rule 2305.

Table 1

Report or Notification	Fee
Annual WAIRE Report	\$XXX.XX
Initial Site Information Report	\$XXX.XX
Warehouse Operations Notification	\$XXX.XX

(e) Custom WAIRE Plan Application Evaluation Fee

- (1) Warehouse owners who submit a Rule 2305 Custom WAIRE Plan Application shall be charged fees on a time and materials basis. The amount charged shall be an amount equal to the total actual and reasonable time incurred by South Coast AQMD staff for evaluation of the application, assessed at the hourly rate or prorated portion of \$XXX.XX. The initial fee shall be \$XXX.XX for each plan, and shall be paid when the Custom WAIRE Plan application is submitted.
- (2) The adjustment to plan application evaluation fees will be determined at the time a plan is approved or rejected and may include additional fees based upon actual review and work time billed. Notification of the amount due or refund will be provided to the applicant, and any additional fees due to the adjustment to plan evaluation fees will be billed following project completion.

(f) Mitigation Program Administrative Fee

Warehouse owners or operators who pay a mitigation fee pursuant to Rule 2305 (d)(5) shall pay an additional fee to cover the reasonable costs incurred by South Coast AQMD staff and/or its consultants to administer the Mitigation Program. This administrative fee shall be equal to five percent of the mitigation fee paid by the warehouse owner or operator, and shall be paid when the mitigation fee is paid.

(g) Payment Due Date

Payment of all applicable fees in subdivisions (d) and (e) shall be due in sixty (60) days from the date of personal service or sending by mail, electronic mail, or other electronic means, of the notification of the amount due. For the purpose of this paragraph, the fee payment will be

considered to be received by the South Coast AQMD if it is delivered, postmarked, or electronically paid on or before the expiration date stated on the billing notice. If the expiration date falls on a Saturday, Sunday, or a state holiday, the fee payment may be delivered, postmarked, or electronically paid on the business day following the Saturday, Sunday, or the state holiday with the same effect as if it had been delivered, postmarked, or electronically paid on the expiration date.

(h) Late Fees

The monetary charge for those warehouse owners or operators who violate the fee due date specified in subdivisions (f) and (g) shall be added to the original amount of the fee due according to the schedule in Table 2.

Table 2

Less than 30 days	5% of original fee
30 days to 90 days	15% of original fee
91 days to 1 year	25% of original fee
More than 1 year	50% of original fee

(i) Exemptions

- (1) Any warehouse owner who submits a Warehouse Operations Notification for a warehouse that has less than 100,000 square feet of floor area dedicated to warehousing activities that year is not required to pay fees described in subdivisions (d) through (h).
- (2) Any warehouse operator who operates less than 50,000 square feet of a warehouse for warehousing activities and for which Rule 2305 (e)(2)(A)(ii) applies is not required to pay fees described in subdivision (d).

APPENDIX C

NOP/IS Comments and Responses

Responses to Comments Received on the Notice of Preparation of a Draft EA and Initial Study

PR 2305 and PR 316 are considered a “project” as defined by the California Environmental Quality Act (CEQA). Pursuant to CEQA, the South Coast AQMD, as lead Agency, prepared a Notice of Preparation of the Draft Environmental Assessment and Initial Study (referred to as the NOP/IS) to analyze environmental impacts from the proposed project pursuant to its certified regulatory program (Public Resources Code Section 21080.5, CEQA Guidelines Section 15251(l), and South Coast AQMD Rule 110). The NOP/IS was released for a 32-day public review and comment period that began Friday, November 13, 2020 and ended on Tuesday, December 15, 2020. In addition, because the proposed project could have statewide, regional or areawide significance, a CEQA Scoping Meeting was held on December 2, 2020 pursuant to Public Resources Code Section 21083.9(a)(2).

A total of 12 comment letters were received during the comment period; one comment was received in regard to CEQA at the CEQA Scoping Meeting; and one comment letter was received after close of the comment period. Table C-1 provides a list of the comment letters received in response to the NOP/IS. For the purpose of identifying comments, comment letters are assigned a number (top center of the first page of each letter). For example, the first comment letter received from Augustine Band of Cahuilla Indians is labeled Comment Letter #1.

Table C-1 – List of Commenters on the NOP/IS Received by South Coast AQMD

Number	Commenting Organization/Person	Date Received
Comment Letters That Do Not Require a Response		
1	Augustine Band of Cahuilla Indians	11/16/2020
2	Native American Heritage Commission	11/16/2020
3	Santa Ynez Band of Chumash Indians	12/2/2020
4	California Highway Patrol – Southern Division	12/3/2020
5	California Highway Patrol – Mojave Area	12/4/2020
6	California Highway Patrol – San Bernardino	12/8/2020
14	San Pasqual Band of Mission Indians	12/28/2020
Comment Letters For Which Responses Have Been Prepared		
7	Holland & Knight	12/15/2020
8	Snell & Wilmer	12/15/2020
9	General Motors Customer Care & Aftersales	12/15/2020
10	Earthjustice; East Yard Communities For Environmental Justice; Natural Resources Defense Council; San Pedro & Peninsula Homeowners Coalition; Sierra Club San Geronio Chapter; Urban & Environmental Policy Institute	12/15/2020
11	Coalition for Clean Air	12/15/2020
12	Inland Empire Economic Partnership and the Southern California Logistics Council	12/15/2020
Comments Received at CEQA Scoping Meeting for Which Responses Have Been Prepared		
13	Frances Keeler, California Council for Environmental and Economic Balance	12/2/2020

Comment Letters 1 to 6 and 14 do not require a response because they do not raise issues related to the environmental analysis. Comment Letters 7 to 13 raise environmental issues and responses have been prepared. However, these letters included comments on both the proposed project and the NOP/IS. Please note that the comment received at the CEQA Scoping Meeting was transcribed by South Coast AQMD staff from the video conference recording. Although there were other comments raised and questions asked at the scoping meeting, they were directly related to the proposed project and rule requirements and did not raise environmental issues necessitating a response.

Comment Letter #1 – Augustine Band of Cahuilla Indians**AUGUSTINE BAND OF CAHUILLA INDIANS**

PO Box 846 84-481 Avenue 54 Coachella CA 92236

Telephone: (760) 398-4722

Fax (760) 369-7161

Tribal Chairperson: Amanda Vance

Tribal Vice-Chairperson: William Vance

Tribal Secretary: Victoria Martin

Date: November 16, 2020

21865 Copley Drive
Diamond Bar, California 91765RE: PROPOSED RULE 2305 – WAREHOUSE INDIRECT SOURCE RULE –
WAREHOUSE ACTIONS AND INVESTMENTS TO REDUCE EMISSIONS (WAIRE)
PROGRAM; AND PROPOSED RULE 316 – FEES FOR REGULATION XXIIIDear: Barbara Radlein
Program Supervisor, CEQA

Thank you for the opportunity to offer input concerning the development of the above-identified project. We appreciate your sensitivity to the cultural resources that may be impacted by your project and the importance of these cultural resources to the Native American peoples that have occupied the land surrounding the area of your project for thousands of years. Unfortunately, increased development and lack of sensitivity to cultural resources have resulted in many significant cultural resources being destroyed or substantially altered and impacted. Your invitation to consult on this project is greatly appreciated.

At this time, we are unaware of specific cultural resources that may be affected by the proposed project, however, in the event, you should discover any cultural resources during the development of this project please contact our office immediately for further evaluation.

Very truly yours,

Victoria Martin, Tribal Secretary
Augustine Band of Cahuilla Indians

Comment Letter #2 – Native American Heritage Commission



CHAIRPERSON
Laura Miranda
Luiseño

VICE CHAIRPERSON
Reginald Pagaling
Chumash

SECRETARY
Mert Lopez-Keller
Luiseño

PARLIAMENTARIAN
Russell Aitebery
Karuk

COMMISSIONER
Marshall McKay
Wintun

COMMISSIONER
William Mungary
Paiute/White Mountain
Apache

COMMISSIONER
Julie Tumamali-Stenslie
Chumash

COMMISSIONER
[Vacant]

COMMISSIONER
[Vacant]

EXECUTIVE SECRETARY
Christina Snider
Pomo

NAHC HEADQUARTERS
1550 Harbor Boulevard
Suite 100
West Sacramento,
California 95691
(916) 373-3710
nahc@nahc.ca.gov
NAHC.ca.gov

STATE OF CALIFORNIA

Govin Newsom, Governor

NATIVE AMERICAN HERITAGE COMMISSION

November 16, 2020

Ryan Banuelos
South Coast Air Quality Management District (South Coast AQMD)
21865 Copley Drive
Diamond Bar, CA 91765-4182

Re: 2020110225, Proposed Rule 2305 – Warehouse Indirect Source Rule - Warehouse Actions and Investments to Reduce Emissions (WAIRE) Program; and Proposed Rule 316 – Fees for Regulation XXIII Project, Los Angeles, Orange, Riverside, and San Bernardino Counties

Dear Mr. Banuelos:

The Native American Heritage Commission (NAHC) has received the Notice of Preparation (NOP), Draft Environmental Impact Report (DEIR) or Early Consultation for the project referenced above. The California Environmental Quality Act (CEQA) (Pub. Resources Code §21000 et seq.), specifically Public Resources Code §21084.1, states that a project that may cause a substantial adverse change in the significance of a historical resource, is a project that may have a significant effect on the environment. (Pub. Resources Code § 21084.1; Cal. Code Regs., tit.14, §15064.5 (b) (CEQA Guidelines §15064.5 (b)). If there is substantial evidence, in light of the whole record before a lead agency, that a project may have a significant effect on the environment, an Environmental Impact Report (EIR) shall be prepared. (Pub. Resources Code §21080 (d); Cal. Code Regs., tit. 14, § 5064 subd.(a)(1) (CEQA Guidelines §15064 (a)(1)). In order to determine whether a project will cause a substantial adverse change in the significance of a historical resource, a lead agency will need to determine whether there are historical resources within the area of potential effect (APE).

CEQA was amended significantly in 2014. Assembly Bill 52 (Gatto, Chapter 532, Statutes of 2014) (AB 52) amended CEQA to create a separate category of cultural resources, "tribal cultural resources" (Pub. Resources Code §21074) and provides that a project with an effect that may cause a substantial adverse change in the significance of a tribal cultural resource is a project that may have a significant effect on the environment. (Pub. Resources Code §21084.2). Public agencies shall, when feasible, avoid damaging effects to any tribal cultural resource. (Pub. Resources Code §21084.3 (a)). **AB 52 applies to any project for which a notice of preparation, a notice of negative declaration, or a mitigated negative declaration is filed on or after July 1, 2015.** If your project involves the adoption of or amendment to a general plan or a specific plan, or the designation or proposed designation of open space, on or after March 1, 2005, it may also be subject to Senate Bill 18 (Burton, Chapter 905, Statutes of 2004) (SB 18). **Both SB 18 and AB 52 have tribal consultation requirements.** If your project is also subject to the federal National Environmental Policy Act (42 U.S.C. § 4321 et seq.) (NEPA), the tribal consultation requirements of Section 106 of the National Historic Preservation Act of 1966 (154 U.S.C. 300101, 36 C.F.R. §800 et seq.) may also apply.

The NAHC recommends consultation with California Native American tribes that are traditionally and culturally affiliated with the geographic area of your proposed project as early as possible in order to avoid inadvertent discoveries of Native American human remains and best protect tribal cultural resources. Below is a brief summary of portions of AB 52 and SB 18 as well as the NAHC's recommendations for conducting cultural resources assessments.

Consult your legal counsel about compliance with AB 52 and SB 18 as well as compliance with any other applicable laws.

Comment Letter #2 (Continued) – Native American Heritage Commission

AB 52

AB 52 has added to CEQA the additional requirements listed below, along with many other requirements:

1. Fourteen Day Period to Provide Notice of Completion of an Application/Decision to Undertake a Project: Within fourteen (14) days of determining that an application for a project is complete or of a decision by a public agency to undertake a project, a lead agency shall provide formal notification to a designated contact of, or tribal representative of, traditionally and culturally affiliated California Native American tribes that have requested notice, to be accomplished by at least one written notice that includes:
 - a. A brief description of the project.
 - b. The lead agency contact information.
 - c. Notification that the California Native American tribe has 30 days to request consultation. (Pub. Resources Code §21080.3.1 (d)).
 - d. A "California Native American tribe" is defined as a Native American tribe located in California that is on the contact list maintained by the NAHC for the purposes of Chapter 905 of Statutes of 2004 (SB 18). (Pub. Resources Code §21073).
2. Begin Consultation Within 30 Days of Receiving a Tribe's Request for Consultation and Before Releasing a Negative Declaration, Mitigated Negative Declaration, or Environmental Impact Report: A lead agency shall begin the consultation process within 30 days of receiving a request for consultation from a California Native American tribe that is traditionally and culturally affiliated with the geographic area of the proposed project. (Pub. Resources Code §21080.3.1, subds. (d) and (e)) and prior to the release of a negative declaration, mitigated negative declaration or Environmental Impact Report. (Pub. Resources Code §21080.3.1(b)).
 - a. For purposes of AB 52, "consultation shall have the same meaning as provided in Gov. Code §65352.4 (SB 18). (Pub. Resources Code §21080.3.1 (b)).
3. Mandatory Topics of Consultation If Requested by a Tribe: The following topics of consultation, if a tribe requests to discuss them, are mandatory topics of consultation:
 - a. Alternatives to the project.
 - b. Recommended mitigation measures.
 - c. Significant effects. (Pub. Resources Code §21080.3.2 (a)).
4. Discretionary Topics of Consultation: The following topics are discretionary topics of consultation:
 - a. Type of environmental review necessary.
 - b. Significance of the tribal cultural resources.
 - c. Significance of the project's impacts on tribal cultural resources.
 - d. If necessary, project alternatives or appropriate measures for preservation or mitigation that the tribe may recommend to the lead agency. (Pub. Resources Code §21080.3.2 (a)).
5. Confidentiality of Information Submitted by a Tribe During the Environmental Review Process: With some exceptions, any information, including but not limited to, the location, description, and use of tribal cultural resources submitted by a California Native American tribe during the environmental review process shall not be included in the environmental document or otherwise disclosed by the lead agency or any other public agency to the public, consistent with Government Code §6254 (r) and §6254.10. Any information submitted by a California Native American tribe during the consultation or environmental review process shall be published in a confidential appendix to the environmental document unless the tribe that provided the information consents, in writing, to the disclosure of some or all of the information to the public. (Pub. Resources Code §21082.3 (c)(1)).
6. Discussion of Impacts to Tribal Cultural Resources in the Environmental Document: If a project may have a significant impact on a tribal cultural resource, the lead agency's environmental document shall discuss both of the following:
 - a. Whether the proposed project has a significant impact on an identified tribal cultural resource.
 - b. Whether feasible alternatives or mitigation measures, including those measures that may be agreed to pursuant to Public Resources Code §21082.3, subdivision (a), avoid or substantially lessen the impact on the identified tribal cultural resource. (Pub. Resources Code §21082.3 (b)).

Comment Letter #2 (Continued) – Native American Heritage Commission

7. Conclusion of Consultation: Consultation with a tribe shall be considered concluded when either of the following occurs:

- a. The parties agree to measures to mitigate or avoid a significant effect, if a significant effect exists, on a tribal cultural resource; or
- b. A party, acting in good faith and after reasonable effort, concludes that mutual agreement cannot be reached. (Pub. Resources Code §21080.3.2 (b)).

8. Recommending Mitigation Measures Agreed Upon in Consultation in the Environmental Document: Any mitigation measures agreed upon in the consultation conducted pursuant to Public Resources Code §21080.3.2 shall be recommended for inclusion in the environmental document and in an adopted mitigation monitoring and reporting program, if determined to avoid or lessen the impact pursuant to Public Resources Code §21082.3, subdivision (b), paragraph 2, and shall be fully enforceable. (Pub. Resources Code §21082.3 (a)).

9. Required Consideration of Feasible Mitigation: If mitigation measures recommended by the staff of the lead agency as a result of the consultation process are not included in the environmental document or if there are no agreed upon mitigation measures at the conclusion of consultation, or if consultation does not occur, and if substantial evidence demonstrates that a project will cause a significant effect to a tribal cultural resource, the lead agency shall consider feasible mitigation pursuant to Public Resources Code §21084.3 (b). (Pub. Resources Code §21082.3 (e)).

10. Examples of Mitigation Measures That, If Feasible, May Be Considered to Avoid or Minimize Significant Adverse Impacts to Tribal Cultural Resources:

- a. Avoidance and preservation of the resources in place, including, but not limited to:
 - i. Planning and construction to avoid the resources and protect the cultural and natural context.
 - ii. Planning greenspace, parks, or other open space, to incorporate the resources with culturally appropriate protection and management criteria.
- b. Treating the resource with culturally appropriate dignity, taking into account the tribal cultural values and meaning of the resource, including, but not limited to, the following:
 - i. Protecting the cultural character and integrity of the resource.
 - ii. Protecting the traditional use of the resource.
 - iii. Protecting the confidentiality of the resource.
- c. Permanent conservation easements or other interests in real property, with culturally appropriate management criteria for the purposes of preserving or utilizing the resources or places.
- d. Protecting the resource. (Pub. Resource Code §21084.3 (b)).
- e. Please note that a federally recognized California Native American tribe or a non-federally recognized California Native American tribe that is on the contact list maintained by the NAHC to protect a California prehistoric, archaeological, cultural, spiritual, or ceremonial place may acquire and hold conservation easements if the conservation easement is voluntarily conveyed. (Civ. Code §815.3 (c)).
- f. Please note that it is the policy of the state that Native American remains and associated grave artifacts shall be repatriated. (Pub. Resources Code §5097.991).

11. Prerequisites for Certifying an Environmental Impact Report or Adopting a Mitigated Negative Declaration or Negative Declaration with a Significant Impact on an Identified Tribal Cultural Resource: An Environmental Impact Report may not be certified, nor may a mitigated negative declaration or a negative declaration be adopted unless one of the following occurs:

- a. The consultation process between the tribes and the lead agency has occurred as provided in Public Resources Code §21080.3.1 and §21080.3.2 and concluded pursuant to Public Resources Code §21080.3.2.
- b. The tribe that requested consultation failed to provide comments to the lead agency or otherwise failed to engage in the consultation process.
- c. The lead agency provided notice of the project to the tribe in compliance with Public Resources Code §21080.3.1 (d) and the tribe failed to request consultation within 30 days. (Pub. Resources Code §21082.3 (d)).

Comment Letter #2 (Continued) – Native American Heritage Commission

The NAHC's PowerPoint presentation titled, "Tribal Consultation Under AB 52: Requirements and Best Practices" may be found online at: http://nahc.ca.gov/wp-content/uploads/2015/10/AB52TribalConsultation_CalEPAPDF.pdf

SB 18

SB 18 applies to local governments and requires local governments to contact, provide notice to, refer plans to, and consult with tribes prior to the adoption or amendment of a general plan or a specific plan, or the designation of open space. (Gov. Code §65352.3). Local governments should consult the Governor's Office of Planning and Research's "Tribal Consultation Guidelines," which can be found online at: https://www.opr.ca.gov/docs/09_14_05_Updated_Guidelines_922.pdf.

Some of SB 18's provisions include:

1. **Tribal Consultation:** If a local government considers a proposal to adopt or amend a general plan or a specific plan, or to designate open space it is required to contact the appropriate tribes identified by the NAHC by requesting a "Tribal Consultation List." If a tribe, once contacted, requests consultation the local government must consult with the tribe on the plan proposal. **A tribe has 90 days from the date of receipt of notification to request consultation unless a shorter timeframe has been agreed to by the tribe.** (Gov. Code §65352.3 (a)(2)).
2. **No Statutory Time Limit on SB 18 Tribal Consultation.** There is no statutory time limit on SB 18 tribal consultation.
3. **Confidentiality:** Consistent with the guidelines developed and adopted by the Office of Planning and Research pursuant to Gov. Code §65040.2, the city or county shall protect the confidentiality of the information concerning the specific identity, location, character, and use of places, features and objects described in Public Resources Code §5097.9 and §5097.993 that are within the city's or county's jurisdiction. (Gov. Code §65352.3 (b)).
4. **Conclusion of SB 18 Tribal Consultation:** Consultation should be concluded at the point in which:
 - a. The parties to the consultation come to a mutual agreement concerning the appropriate measures for preservation or mitigation; or
 - b. Either the local government or the tribe, acting in good faith and after reasonable effort, concludes that mutual agreement cannot be reached concerning the appropriate measures of preservation or mitigation. (Tribal Consultation Guidelines, Governor's Office of Planning and Research (2005) at p. 18).

Agencies should be aware that neither AB 52 nor SB 18 precludes agencies from initiating tribal consultation with tribes that are traditionally and culturally affiliated with their jurisdictions before the timeframes provided in AB 52 and SB 18. For that reason, we urge you to continue to request Native American Tribal Contact Lists and "Sacred Lands File" searches from the NAHC. The request forms can be found online at: <http://nahc.ca.gov/resources/forms/>.

NAHC Recommendations for Cultural Resources Assessments

To adequately assess the existence and significance of tribal cultural resources and plan for avoidance, preservation in place, or barring both, mitigation of project-related impacts to tribal cultural resources, the NAHC recommends the following actions:

1. Contact the appropriate regional California Historical Research Information System (CHRIS) Center (http://ohp.parks.ca.gov/?page_id=1068) for an archaeological records search. The records search will determine:
 - a. If part or all of the APE has been previously surveyed for cultural resources.
 - b. If any known cultural resources have already been recorded on or adjacent to the APE.
 - c. If the probability is low, moderate, or high that cultural resources are located in the APE.
 - d. If a survey is required to determine whether previously unrecorded cultural resources are present.
2. If an archaeological inventory survey is required, the final stage is the preparation of a professional report detailing the findings and recommendations of the records search and field survey.
 - a. The final report containing site forms, site significance, and mitigation measures should be submitted immediately to the planning department. All information regarding site locations, Native American human remains, and associated funerary objects should be in a separate confidential addendum and not be made available for public disclosure.

Comment Letter #2 (Continued) – Native American Heritage Commission

- b.** The final written report should be submitted within 3 months after work has been completed to the appropriate regional CHRIS center.
- 3.** Contact the NAHC for:
- a.** A Sacred Lands File search. Remember that tribes do not always record their sacred sites in the Sacred Lands File, nor are they required to do so. A Sacred Lands File search is not a substitute for consultation with tribes that are traditionally and culturally affiliated with the geographic area of the project's APE.
 - b.** A Native American Tribal Consultation List of appropriate tribes for consultation concerning the project site and to assist in planning for avoidance, preservation in place, or, failing both, mitigation measures.
- 4.** Remember that the lack of surface evidence of archaeological resources (including tribal cultural resources) does not preclude their subsurface existence.
- a.** Lead agencies should include in their mitigation and monitoring reporting program plan provisions for the identification and evaluation of inadvertently discovered archaeological resources per Cal. Code Regs., tit. 14, § 15064.5(f) (CEQA Guidelines § 15064.5(f)). In areas of identified archaeological sensitivity, a certified archaeologist and a culturally affiliated Native American with knowledge of cultural resources should monitor all ground-disturbing activities.
 - b.** Lead agencies should include in their mitigation and monitoring reporting program plans provisions for the disposition of recovered cultural items that are not burial associated in consultation with culturally affiliated Native Americans.
 - c.** Lead agencies should include in their mitigation and monitoring reporting program plans provisions for the treatment and disposition of inadvertently discovered Native American human remains. Health and Safety Code § 7050.5, Public Resources Code § 5097.98, and Cal. Code Regs., tit. 14, § 15064.5, subdivisions (d) and (e) (CEQA Guidelines § 15064.5, subds. (d) and (e)) address the processes to be followed in the event of an inadvertent discovery of any Native American human remains and associated grave goods in a location other than a dedicated cemetery.

If you have any questions or need additional information, please contact me at my email address:
Andrew.Green@nahc.ca.gov.

Sincerely,



Andrew Green
Cultural Resources Analyst

cc: State Clearinghouse

Comment Letter #3 – Santa Ynez Band of Chumash Indians***Santa Ynez Band of Chumash Indians******Tribal Elders' Council******P.O. Box 517 ♦ Santa Ynez ♦ CA ♦ 93460******Phone: (805) 688-7997 ♦ Fax: (805) 688-9578 ♦ Email: elders@santaynezchumash.org***

December 2, 2020

South Coast
Air Quality Management District
21865 Copley Drive
Diamond Bar, CA 91765

Att.: Barbara Radlein, Program Supervisor

Re: South Coast AQMD – Proposed Rule 2305

Dear Mrs. Radlein:

Thank you for contacting the Tribal Elders' Council for the Santa Ynez Band of Chumash Indians.

At this time, the Elders' Council requests no further consultation on this project; however, we understand that as part of NHPA Section 106, we must be notified of the project.

Thank you for remembering that at one time our ancestors walked this sacred land.

Sincerely Yours,

Kelsie Merrick

Administrative Assistant | Elders' Council and Culture Department
Santa Ynez Bank of Chumash Indians | Tribal Hall
(805) 688-7997 ext. 7516
kmerrick@santaynezchumash.org

Comment Letter #4 – California Highway Patrol - Southern Division

Ryan Banuelos

From: Saunders, Joseph@CHP <JCSaunders@chp.ca.gov>
Sent: Thursday, December 3, 2020 2:38 PM
To: Ryan Banuelos
Cc: state.clearinghouse@opr.ca.gov; Mora, Leah@CHP
Subject: KH– Environmental Document Review – SCH # 2020110225 -- Due to Lead Agency by 12/15/2020

Good Afternoon,

Southern Division CHP has reviewed your project and determined there will be "no impact to our Area's local operations and/or public safety by SCH #2020110225 was identified."

Thank you,

Joseph Saunders, Sergeant

Southern Division
Staff Services
411 N. Central Avenue, suite 410
Glendale, CA 91203
(818) 240-8200
(818) 240-1496 (fax)
Email: jcsaunders@chp.ca.gov

Comment Letter #5 – California Highway Patrol – Mojave Area**Ryan Banuelos**

From: Walker, Kelley@CHP <KWalker@chp.ca.gov>
Sent: Friday, December 4, 2020 10:45 AM
To: Ryan Banuelos
Cc: Williams, John A@CHP; CHP-80AADesk; Jules, Monique@CHP; Mora, Leah@CHP; CHP-EIR; state.clearinghouse@opr.ca.gov; Enciso, Blanca@CHP
Subject: KH - Environmental Document Review - SCH #2020110225 - Mojave Area Response

Good Morning,

The Mojave Area has reviewed the environmental impact documents to identify if there are any issues or concerns. No impact to Mojave Area's local operations and/or public safety by SCH# 2020110225 was identified. Any questions please contact me.

Kelley Walker – Administrative Sergeant
California Highway Patrol – Mojave Area
1313 Highway 58
Mojave, CA 93501
(661) 823-5500 office
(661) 824-2455 fax



Comment Letter #6 – California Highway Patrol – San Bernardino

Ryan Banuelos


From: Robinson, Bryon@CHP <BRobinson@chp.ca.gov>
Sent: Tuesday, December 8, 2020 5:23 AM
To: Ryan Banuelos
Cc: state.clearinghouse@opr.ca.gov; CHP-80AADesk; Jules, Monique@CHP; Mora, Leah@CHP; CHP-EIR; Enciso, Blanca@CHP; Navarro, Jaime@CHP
Subject: KH - Environmental Document Review - SCH #20200110225 - San Bernardino Area Response

The San Bernardino Area has reviewed the environmental impact documents to identify if there are any issues or concerns. No impact to San Bernardino Area's local operations and/or public safety by SCH#2020110225 was identified. Any questions please contact me.

Bryon Robinson, Sergeant

California Highway Patrol- San Bernardino
2211 Western Avenue
San Bernardino, CA 92411
909-383-4247



Comment Letter #14 – San Pasqual Band of Mission Indians**SAN PASQUAL BAND OF MISSION INDIANS****SAN PASQUAL RESERVATION**

December 28, 2020

TRIBAL COUNCILStephen W. Cope
ChairmanJustin Quis Quis
Vice ChairmanTilda M. Green
Secretary-TreasurerDavid L. Toler
CouncilmanJoe Chavez
CouncilmanRyan Banuelos
South Coast Air Quality Management District
21865 Copley Drive,
Diamond Bar, California 91765

RE: Proposed Rule 2305 Warehouse Indirect Source Rules -Salton Sea Air Basin

Sent via E-mail- Due to COVID -19

Dear Mr. Banuelos,,

The San Pasqual Band of Mission Indians Tribal Historic Preservation Office has received your notification of the project referenced above. This letter constitutes our response on behalf of David L. Toler THPO Officer.

We have consulted our maps and determined that the project as described is not within the boundaries of the recognize San Pasqual Indian Reservation. The project is within the boundaries of the territory that the tribe considers its Traditional Use Area (TUA). Therefore, we request to be kept in the information loop as the project progresses and would appreciate being maintained on the receiving list for project updates, reports of investigations, and/or any documentation that might be generated regarding previously reported or newly discovered sites. Further, we may recommend archaeological monitoring pending the results of site surveys and records searches associated with the project. If the project boundaries are modified to extend beyond the currently proposed limits, we request updated information and the opportunity to respond to your changes. Also, San Pasqual Band of Mission Indians can provide Native American monitoring if needed for this project.

We appreciate involvement with your initiative and look forward to working with you on future efforts. If you have questions or need additional information, please do not hesitate to contact me by telephone 760-651-5142 or by e-mail at

Thpo@sanpasqualtribe.org please CC: Angelinag@sanpasqualtribe.org thank you.

Respectfully,

Angelina Gutierrez
Tribal Historic Preservation Office, Monitor Supervisor
San Pasqual Band of Mission IndiansPHONE 760-749-3200 • FAX 760-749-3876 • WWW.SANPASQUALBANDOFMISSIONINDIANS.ORG

Comment Letter #7 – Holland & Knight

Holland & Knight

50 California Street, Suite 2800 | San Francisco, CA 94111 | T | F 415.743.6910
Holland & Knight LLP | www.hklaw.com

Marne S. Sussman
+1 415-743-6987
Marne.Sussman@hklaw.com

December 14, 2020

Via E-mail (rbañuelos@aqmd.gov)

Ryan Bañuelos
Planning/CEQA
South Coast Air Quality Management District
21865 Copley Drive
Diamond Bar, CA 91765

Re: CEQA Scoping Comments for Proposed Rule 2305 – Warehouse Indirect Source Rule - Warehouse Actions and Investments to Reduce Emissions (WAIRE) Program; and Proposed Rule 316 – Fees for Regulation XXIII

Dear Mr. Bañuelos:

Our client, the California Trucking Association (“CTA”), appreciates the opportunity to submit comments on the scope and content of the South Coast Air Quality Management District’s (“SCAQMD” or “District”) Environmental Assessment (“EA”) for the Proposed Rule 2305 – Warehouse Indirect Source Rule – Warehouse Actions and Investments to Reduce Emissions (WAIRE) Program; and Proposed Rule 316 – Fees For Regulation XXIII (collectively, the “Proposed Rules”).

Many members of the CTA will be directly regulated by the Proposed Rules and many others will be compelled to assist the covered warehouses in achieving compliance with the Proposed Rules. This will require substantial capital investment by CTA members and will have far reaching environmental and economic effects. To that end, CTA respectfully requests that SCAQMD give the consequences of its proposed action a thorough examination.

7-1

I. Statement of Interest.

“Truck driver” is one of the most common jobs in California. There are approximately 550,000 commercial vehicles registered in California and an additional 1.5 million commercial vehicles registered in other states to operate in California. Most of these vehicles are owned by small businesses: 50% of all trucks are owned by fleets of 3 or fewer trucks and 80% of all trucks are owned by fleets with fewer than 50 trucks.

Atlanta | Austin | Boston | Charlotte | Chicago | Dallas | Denver | Fort Lauderdale | Houston | Jacksonville | Lakeland
Los Angeles | Miami | New York | Orlando | Philadelphia | Portland | San Francisco | Stamford | Tallahassee | Tampa
Tysons | Washington, D.C. | West Palm Beach

Comment Letter #7 (Continued) – Holland & Knight

Ryan Bañuelos
December 14, 2020
Page 2

The CTA is the largest state trade association representing trucking in the United States. Its 1800 members include both large and small fleets with an average fleet size of 20 trucks. CTA members are actively participating in the development, piloting, and demonstration of alternative fuel and electric-drive capable vehicles. In fact, some member fleets have been working to bring electric-drive vehicles to market for nearly ten years. The CTA continues to support a coordinated and measured transition to alternative fuel and electric-drive capable vehicles.

7-1 cont.

II. Adequate Project Description.

The EA must include a project description that adequately describes and analyzes the effects of the compliance actions of covered entities if the Proposed Rules are adopted. As the Initial Study explains, “The purpose of PR 2305 is to facilitate NOx and PM, including DPM, emission reductions associated with warehouses and the mobile sources attracted to applicable warehouses in order to assist in meeting state and federal air quality standards for ozone and fine particulate matter. Implementation of the proposed project is expected to result in NOx and PM, including DPM, emission reductions and reduced associated public health impacts from warehouse activities which will vary depending upon the implementation measures employed.” However, the Initial Study fails to adequately discuss the reasonably foreseeable compliance responses and their effects.

A project description that omits integral components of the project may result in an EIR that fails to disclose all of the impacts of the project. *Santiago County Water Dist. v. County of Orange* (1981) 118 Cal.App.3d 818, 829 (project description for sand and gravel mine omitted water pipelines serving project); *Communities for a Better Environment v. City of Richmond* (2010) 184 Cal.App.4th 70, 80. The “project” is “the whole of an action” that may result in either a direct physical environmental change or a reasonably foreseeable indirect change. CEQA Guidelines § 15378; *Habitat & Watershed Caretakers v. City of Santa Cruz* (2013) 213 Cal.App.4th 1277, 1297; *Banning Ranch Conservancy v. City of Newport Beach* (2012) 211 Cal.App.4th 1209, 1220. Project descriptions have been found inadequate when they failed to include discussion of necessary expansions to accommodate the contemplated project. See *San Joaquin Raptor/Wildlife Rescue Center v. County of Stanislaus* (1994 27 Cal.App.4th 713 (project description inadequate when it failed to discuss sewer lines and wastewater treatment expansion necessary for the contemplated housing development); *Santiago County Water Dist. v. County of Orange* (1981) 118 Cal.App.3d 818, 830 (project description for sand and gravel mine inadequate when it failed to describe or analyze the construction of water pipelines needed for operations); *Whitman v. Board of Supervisors* (1979) 88 Cal.App.3d 397 (project description for oil well inadequate for failure to describe or analyze associated pipeline).

7-2

The Proposed Rules rely on actions by covered entities to: utilize zero emission (“ZE”) and near zero emission (“NZE”) trucks for their warehouse operator fleets, control ZE/NZE truck visits, utilize ZE yard trucks, install onsite ZE charging or fueling infrastructure, install and use onsite solar panels, and install high efficiency filters at sensitive receptors. However, the magnitude of the compliance response is not adequately described in the project description. The Notice of

7-3

Comment Letter #7 (Continued) – Holland & Knight

Ryan Bañuelos
December 14, 2020
Page 3

Preparation contains a version of the Proposed Rules that calculates the compliance obligation of covered entities based in part on an undefined “stringency factor.” The stringency factor is described as “a dimensionless multiplier that determines how many Points an operator needs to earn.” But without even a range of potential values, it is impossible to adequately describe or analyze the full scope of compliance responses that will be required. Even in the absence of a full description or analysis of the scale, it is clear that the reasonably foreseeable compliance responses to the Proposed Rules would likely result in an increase in manufacturing and associated facilities to increase the supply of ZE/NZE trucks, along with construction of new hydrogen fueling stations and electric vehicle charging stations to support ZE/NZE operations and associated increases in hydrogen fuel supply and transportation. Increased deployment of ZE/NZE trucks would require an increase in production of electricity and hydrogen fuel and result in associated increases in lithium and platinum mining and exports from source countries or other states. This would also result in increased rates of disposal of lithium batteries and hydrogen fuel cells and also increased need for facilities capable of recycling these batteries and fuel cells. Long-term operation of new manufacturing plants, stations, and recycling facilities would often include the presence of workers; movement of automobiles, trucks, and heavy equipment; and operation of stationary equipment. None of these reasonably foreseeable consequences of compliance actions are disclosed in the Initial Study. This must be corrected in the EA.

7-3 cont.

A. Increases in Grid Capacity.

While the installation of vehicle charging stations and onsite solar panels will presumably occur in developed industrial areas, the supporting infrastructure for the Proposed Rules will require the development of offsite resources, including new power plants, energy storage, and other utility infrastructure to support the significant load that ZE trucks add to the electrical grid. Charging just ten ZE vehicles during “off peak” hours increases the “off peak” load to “peak” or higher levels. Local distribution grid infrastructure could be significantly impacted by the Proposed Rules and would require expansive upgrades. According to E3, a consultant for the California Energy Commission, California’s electrical demand will increase from 300,000 gigawatt hours (“GWh”) under present conditions to over 500,000 GWh by 2050. To meet the state’s ambitious climate goals, nearly all of this new demand would be met by wind, solar and battery storage.¹ This would require the construction of 109,834 megawatts (“MW”) of new solar capacity (a nearly 900 percent increase from current levels), 14,585 MW of new wind capacity (more than a 200 percent increase from current levels), and 73,933 MW of new available grid battery storage (a 15,560 percent increase from the current 478 MW).² These dramatic increases in capacity come with correspondingly dramatic impacts. The Proposed Rules include the actions

7-4

¹ Ming et al., Long-Run Resource Adequacy under Deep Decarbonization Pathways for California, June 2019 https://www.ethree.com/wp-content/uploads/2019/06/E3_Long_Run_Resource_Adequacy_CA_Deep-Decarbonization_Final.pdf.

² Ming et al., Long-Run Resource Adequacy under Deep Decarbonization Pathways for California, June 2019 https://www.ethree.com/wp-content/uploads/2019/06/E3_Long_Run_Resource_Adequacy_CA_Deep-Decarbonization_Final.pdf.

Comment Letter #7 (Continued) – Holland & Knight

Ryan Bañuelos
December 14, 2020
Page 4

necessary to comply, which increase the demand for electrical generation and transmission and which will have potentially significant impacts on the environment including in areas such as air quality, greenhouse gases, biological resources, land use, and agricultural resources. The District must describe and analyze the compliance actions and their foreseeable effects as part of the project description of the Proposed Rules.

7-4 cont.

B. Increased Need for Lithium Extraction.

A key component of the Proposed Rules is incentivizing conversion to ZE vehicles, which rely on lithium batteries. This compliance action is a component of the “project as a whole,” and it must be described and its impacts disclosed. By increasing the demand for lithium and other ores, a foreseeable consequence of the Proposed Rules is more extraction.

Lithium can be extracted in one of two ways—from hard rock mining or from brines. Mining of hard rock would require the use of conventional mining practices including the creation of underground mines and open pits. Collecting lithium from lake brines and clays requires the pumping of salty groundwater into lagoons where it undergoes evaporation producing salts containing lithium compounds. Both hard rock mining and brine evaporation cause significant environmental harm, including potential harm to biological resources through reduction in sensitive habitat, interference with wildlife corridors, loss of special-status species, and potential conflicts with a habitat conservation plan or natural community conservation plan.

7-5

Extraction of lithium also increases the risk of hazardous releases through leaching, spills or air emissions that can harm both human health and the environment. Water contamination associated with lithium ore extraction could have acute and adverse effects to sensitive habitat and sensitive species. While the vast majority of lithium production occurs outside of California, the California Energy Commission recently funded efforts to extract lithium from areas around the Salton Sea. As demand for lithium increases around the world, extraction activities are more likely to take place in sensitive environments in California and the United States. By inducing demand for lithium, the Proposed Rules at least cumulatively contribute to this environmental harm. Because an increase in lithium demand is a reasonable consequence of the behaviors the District seeks to induce, the District must evaluate these consequences.

C. Disposal Facilities.

Similarly, the reasonable compliance actions taken pursuant to the Rule will increase the demand for specialized disposal facilities. Again, these compliance actions are part of the “project as a whole” and their effects must be described. The Proposed Rules will increase the number of batteries and fuel cells in the District and specialized disposal facilities will be needed to handle these materials. SCAQMD must analyze whether there is sufficient capacity in the existing hazardous waste system to accommodate the waste that is a reasonably foreseeable result of the Proposed Rules. If there is not, then SCAQMD must analyze the likely effects from the need for increased capacity.

7-6

Comment Letter #7 (Continued) – Holland & Knight

Ryan Bañuelos
December 14, 2020
Page 5

In order to comply with CEQA, the EA must adequately describe and analyze the project as a whole, including the reasonably foreseeable consequences of project approval. This includes not only the foreseeable compliance activities undertaken by covered entities, but also the necessary infrastructure to support those activities. The effects of these reasonably foreseeable consequences may affect agricultural and biological resources through land use conversions, geologic and hydrologic impacts due to increased lithium extraction activities, substantial increases in the demand for water supply, wastewater treatment, storm water drainage, energy, and solid waste services. In light of these sweeping effects, it is inappropriate for the District to scope these issues out of the EA.

7-7

III. Environmental Impacts.

CTA strongly supports a comprehensive evaluation of the impacts of the Proposed Rules, including a lifecycle analysis of the reasonably foreseeable consequences of the Proposed Rules. SCAQMD has identified the issues of (1) air quality and greenhouse gases, (2) energy, and (3) transportation for further evaluation in the Draft EA. CTA agrees that these topics merit robust discussion and also encourages SCAQMD to evaluate the effects of the reasonably foreseeable compliance responses.

7-8

A. Air Quality and Greenhouse Gas Emissions.

The Proposed Rules encourage the premature transition from conventional to ZE/NZE trucks without considering the consequences outside of the District. The Proposed Rules compel the deployment of new ZE/NZE vehicles before the end of the useful life of the existing conventional fleet. Because these vehicles continue to be assets, they are unlikely to be retired and will instead be transitioned to other uses or jurisdictions. While the Proposed Rules may reduce truck emissions in the District, it is highly foreseeable that these emissions will merely migrate elsewhere. While more difficult to move outside of the District's jurisdiction, it is also likely that the Proposed Rules will force many warehouses to relocate outside of the SCAQMD. Again, while this may reduce the emissions in the District itself, these emissions are ultimately reshuffled rather than eliminated. The effects of the Proposed Rules on air quality cannot be considered in a vacuum. The District must realistically evaluate any emission reductions from the Proposed Rules in light of the significant and foreseeable leakage outside of its jurisdiction.

7-9

The District must also evaluate any emission reductions from the Proposed Rules against increased emissions from electricity generation. While the Proposed Rules anticipate the use of on-site solar panels, these are unlikely to fully offset the demand created by compliance actions. Until greater renewable capacity is realized, grid electricity will continue to be generated through fossil fuels. In the last two years, almost 60% of electricity supplied by Southern California Edison was generated from non-renewable sources. The Proposed Rules will force the transition to ZE/NZE vehicles and the District must analyze the greater emissions generated by this increased electrical demand.

Comment Letter #7 (Continued) – Holland & Knight

Ryan Bañuelos
December 14, 2020
Page 6

Similarly, increased demand for lithium batteries could increase production, lithium mining, and exports from source countries or other states, which requires energy for mineral extraction, processing, and transport, all of which may diminish the benefits of the Proposed Rules. The EA must contain a full discussion of the lifecycle of the various fuels used in ZE/NZE vehicles to provide full disclosure to the public and decisionmakers.

7-10

B. Energy.

Increased deployment of ZE/NZE vehicles would place greater demand on the existing electricity grid. As discussed above, this will necessitate additional grid capacity to accommodate demand. For example, Southern California Edison predicts 26 million light-duty electric vehicles will be on the road in California in 2045 and transportation electrification will increase electric load by 130 terawatt-hours, accounting for more than one-third of the grid-served load. As of 2019, Southern California Edison had only 60 terawatt-hours of net generation. As explained above, even ten ZE vehicles during “off peak” hours will increase the “off peak” load to “peak” or higher levels. One hundred medium duty e-trucks charging at the same time demand 1.5 megawatts of electricity and approximately 3,000 warehouses will be subject to the Proposed Rules. The EA must assess the impacts of the Proposed Rules on the state’s energy infrastructure.

While pilot projects have been successfully deployed using ZE/NZE vehicles, this success reflects the trucking industry’s well-established understanding of existing fueling suppliers. To date, existing demonstration and deployment has been accomplished on a smaller scale and is typically limited to prevent cost-prohibitive utility upgrades. Increasing utility interaction as electric-capable vehicles scale to the levels envisioned in the Proposed Rules will result in potential misalignments between utility policy and regulation and fleet operations. Broader deployment will necessitate extensive coordination with utilities. SCAQMD must include an analysis of the impacts of reasonably foreseeable compliance activities on the utility grid.

7-11

The EA must also assess how the Proposed Rules cumulatively contribute to impacts to the State’s energy system. Many municipalities and regulators have advanced electrification initiatives which have the potential to cumulatively overwhelm existing generation and transmission capacity. The cumulative effect of these initiatives is to push the state into a high electrification scenario without the infrastructure necessary to support the new load. The EA must analyze the Proposed Rules’ cumulative contribution to this impact in light of the many varied electrification initiatives being adopted.

C. Transportation.

The Proposed Rules create significant uncertainty in commercial transportation. By compelling the early transition to ZE/NZE vehicles, the Proposed Rules drive rapid and premature fleet turnover for high-cost ZE/NZE vehicles while imposing the uncertain but often high costs of electricity and hydrogen fuel on the logistics sector. Additionally, while the Proposed Rules may incentivize the transition to ZE/NZE vehicles in the SCAQMD’s jurisdiction, the Initial Study

7-12

Comment Letter #7 (Continued) – Holland & Knight

Ryan Bañuelos
December 14, 2020
Page 7

does not appear to have considered whether there is sufficient charging infrastructure to support these fleets outside of the District. Additionally, as California responds to increasing wildfire threats, public safety power shutoff (“PSPS”) events have become increasingly common. The EA should consider the interaction between expedited electrification and PSPS events. It is reasonably foreseeable that the Proposed Rules will lead to significant disruptions to freight transportation in light of these shut off events.

While impacts to the State’s logistics infrastructure are not specifically listed as impacts in Appendix G, the Appendix “is only an illustrative checklist and does not set forth an exhaustive list of potentially significant environmental impacts under CEQA or standards of significance for those impacts.” *City of San Diego v California State University* (2011) 201 Cal.App.4th 1134, 1191; *Protect the Historic Amador Waterways v. Amador Water Agency* (2004) 116 Cal.App.4th 1099, 1108-1111. “Also, the lack of precise quantification or criteria for determining whether an environmental effect is ‘significant’ under CEQA does not excuse a lead agency from using its best efforts to evaluate whether an effect is significant. *City of San Diego*, 201 Cal.App.4th at 1191; *Berkeley Keep Jets Over the Bay Com. v. Board of Port Cmrs.* (2001) 91 Cal.App.4th 1344, 1370. The District must comprehensively evaluate the impacts to infrastructure in its EA.

7-12 cont.

IV. Conclusion.

The many impacts that can be expected from the Proposed Rules, as explained throughout this document, necessitate a great deal of caution in the approvals process. CTA urges SCAQMD to pursue the studies and recommendations in this document as well as those contained in the suggestions of the numerous other commenters at public scoping meetings and in written comments to the District.

7-13

Sincerely yours,

HOLLAND & KNIGHT LLP



Marne S. Sussman

cc: Chris Shimoda

Responses to Comment Letter #7 – Holland & Knight

Comment 7-1

Dear Mr. Bañuelos:

Our client, the California Trucking Association (“CTA”), appreciates the opportunity to submit comments on the scope and content of the South Coast Air Quality Management District’s (“SCAQMD” or “District”) Environmental Assessment (“EA”) for the Proposed Rule 2305 – Warehouse Indirect Source Rule – Warehouse Actions and Investments to Reduce Emissions (WAIRE) Program; and Proposed Rule 316 – Fees For Regulation XXIII (collectively, the “Proposed Rules”).

Many members of the CTA will be directly regulated by the Proposed Rules and many others will be compelled to assist the covered warehouses in achieving compliance with the Proposed Rules. This will require substantial capital investment by CTA members and will have far reaching environmental and economic effects. To that end, CTA respectfully requests that SCAQMD give the consequences of its proposed action a thorough examination.

7-1

I. Statement of Interest.

“Truck driver” is one of the most common jobs in California. There are approximately 550,000 commercial vehicles registered in California and an additional 1.5 million commercial vehicles registered in other states to operate in California. Most of these vehicles are owned by small businesses: 50% of all trucks are owned by fleets of 3 or fewer trucks and 80% of all trucks are owned by fleets with fewer than 50 trucks.

The CTA is the largest state trade association representing trucking in the United States. Its 1800 members include both large and small fleets with an average fleet size of 20 trucks. CTA members are actively participating in the development, piloting, and demonstration of alternative fuel and electric-drive capable vehicles. In fact, some member fleets have been working to bring electric-drive vehicles to market for nearly ten years. The CTA continues to support a coordinated and measured transition to alternative fuel and electric-drive capable vehicles.

7-1 cont.

Response to Comment 7-1

This comment does not raise any issues related to the proposed project’s impact on the physical environment under CEQA. No further response is necessary.

Comment 7-2**II. Adequate Project Description.**

The EA must include a project description that adequately describes and analyzes the effects of the compliance actions of covered entities if the Proposed Rules are adopted. As the Initial Study explains, “The purpose of PR 2305 is to facilitate NOx and PM, including DPM, emission reductions associated with warehouses and the mobile sources attracted to applicable warehouses in order to assist in meeting state and federal air quality standards for ozone and fine particulate matter. Implementation of the proposed project is expected to result in NOx and PM, including DPM, emission reductions and reduced associated public health impacts from warehouse activities which will vary depending upon the implementation measures employed.” However, the Initial Study fails to adequately discuss the reasonably foreseeable compliance responses and their effects.

A project description that omits integral components of the project may result in an EIR that fails to disclose all of the impacts of the project. *Santiago County Water Dist. v. County of Orange* (1981) 118 Cal.App.3d 818, 829 (project description for sand and gravel mine omitted water pipelines serving project); *Communities for a Better Environment v. City of Richmond* (2010) 184 Cal.App.4th 70, 80. The “project” is “the whole of an action” that may result in either a direct physical environmental change or a reasonably foreseeable indirect change. CEQA Guidelines § 15378; *Habitat & Watershed Caretakers v. City of Santa Cruz* (2013) 213 Cal.App.4th 1277, 1297; *Banning Ranch Conservancy v. City of Newport Beach* (2012) 211 Cal.App.4th 1209, 1220. Project descriptions have been found inadequate when they failed to include discussion of necessary expansions to accommodate the contemplated project. See *San Joaquin Raptor/Wildlife Rescue Center v. County of Stanislaus* (1994 27 Cal.App.4th 713 (project description inadequate when it failed to discuss sewer lines and wastewater treatment expansion necessary for the contemplated housing development); *Santiago County Water Dist. v. County of Orange* (1981) 118 Cal.App.3d 818, 830 (project description for sand and gravel mine inadequate when it failed to describe or analyze the construction of water pipelines needed for operations); *Whitman v. Board of Supervisors* (1979) 88 Cal.App.3d 397 (project description for oil well inadequate for failure to describe or analyze associated pipeline).

7-2

Response to Comment 7-2

CEQA Guidelines Section 15124 requires the description of the project contains information that should not supply extensive detail beyond that needed for evaluation and review of the environmental impact. South Coast AQMD Rule 110, which implements the South Coast AQMD’s certified regulatory program, does not impose any greater requirements for the description of the project in an EA than is required for an EIR under CEQA. To comply with CEQA Guidelines Section 15124 and South Coast AQMD Rule 110, Chapter 2, *Proposed Project* includes specific information about the proposed project such as the project location, project background, project objectives, project description, a summary of warehouses that would be subject to the proposed project, and WAIRE Menu actions and investments technology overview.

CEQA Guidelines Section 15144 states that drafting an EIR or preparing a Negative Declaration necessarily involves some degree of forecasting. While foreseeing the unforeseeable is not possible, an agency must use its best efforts to find out and disclose all that *it reasonably can* (*emphasis added*). The degree of specificity required in an EIR will correspond to the degree of specificity involved in the underlying activity which is described in the EIR (CEQA Guidelines Section 15146). Chapter 4, *Environmental Impact Analysis and Mitigation Measures* includes an analysis of the proposed project’s potential direct, indirect, and cumulative environmental impacts from compliance responses on aesthetics, agriculture and forestry resources, air quality and greenhouse gas (GHG) emissions, biological resources, cultural resources, energy, geology and

soils, hazardous materials and solid and hazardous waste, hydrology and water quality, mineral resources, noise, transportation, and utilities and service systems.

Comment 7-3

The Proposed Rules rely on actions by covered entities to: utilize zero emission (“ZE”) and near zero emission (“NZE”) trucks for their warehouse operator fleets, control ZE/NZE truck visits, utilize ZE yard trucks, install onsite ZE charging or fueling infrastructure, install and use onsite solar panels, and install high efficiency filters at sensitive receptors. However, the magnitude of the compliance response is not adequately described in the project description. The Notice of Preparation contains a version of the Proposed Rules that calculates the compliance obligation of covered entities based in part on an undefined “stringency factor.” The stringency factor is described as “a dimensionless multiplier that determines how many Points an operator needs to earn.” But without even a range of potential values, it is impossible to adequately describe or analyze the full scope of compliance responses that will be required. Even in the absence of a full description or analysis of the scale, it is clear that the reasonably foreseeable compliance responses to the Proposed Rules would likely result in an increase in manufacturing and associated facilities to increase the supply of ZE/NZE trucks, along with construction of new hydrogen fueling stations and electric vehicle charging stations to support ZE/NZE operations and associated increases in hydrogen fuel supply and transportation. Increased deployment of ZE/NZE trucks would require an increase in production of electricity and hydrogen fuel and result in associated increases in lithium and platinum mining and exports from source countries or other states. This would also result in increased rates of disposal of lithium batteries and hydrogen fuel cells and also increased need for facilities capable of recycling these batteries and fuel cells. Long-term operation of new manufacturing plants, stations, and recycling facilities would often include the presence of workers; movement of automobiles, trucks, and heavy equipment; and operation of stationary equipment. None of these reasonably foreseeable consequences of compliance actions are disclosed in the Initial Study. This must be corrected in the EA.

7-3

7-3 cont.

Response to Comment 7-3

While there is a list of actions or investments a warehouse operator may choose to comply with the proposed project (included as Appendix A of the EA), it is speculative to determine and describe the magnitude of the compliance response in the project description. Warehouse operators may earn WAIRE Points through a Custom WAIRE Plan specific to their operation that satisfy prescribed performance metrics. In lieu of satisfying or to supplement earned WAIRE Points to meet the Warehouse Points Compliance Obligation (WPCO) within each compliance year, a warehouse operator may choose to pay an optional mitigation fee to the South Coast AQMD that would be used in a mitigation program to achieve the emissions reductions. The selection of specific WAIRE Menu actions or WPCO compliance strategy (in the form of WAIRE Menu actions, a Custom WAIRE Plan, and/or the payment of mitigation fee) cannot be precisely forecasted at this time. The unknown is also driven by and dependent upon warehouse-specific factors, including, for example, the physical configuration of a warehouse and space available for EV charging infrastructure onsite. To account for the uncertainty, the analysis of environmental impacts for the proposed project was analyzed using the currently proposed rule stringency factor of 0.0025 WAIRE Points per Weighted Annual Truck Trip (WATT) which was presented and discussed in the Warehouse ISR Working Group Meeting held on December 17, 2020¹. For more information on the currently proposed rule stringency

¹ South Coast AQMD, December 17, 2020, Warehouse ISR Working Group. Accessed on December, 18, 2020. <https://www.aqmd.gov/docs/default-source/planning/fbmsm-docs/warehouse-isr-presentation-121720.pdf>

factor, please see Chapters 2 and 3 of the Preliminary Draft Staff Report² as well as Chapter 2, *Proposed Project*, in the EA.

As analyzed and disclosed in the NOP/IS, potentially significant construction impacts related to air quality and GHG emissions, energy, and transportation may occur from, for example, the installation of zero-emissions (ZE) charging/fueling infrastructure, and potentially significant operational impacts may also occur on air quality and GHG emissions, energy, and transportation from using ZE and near-zero emissions (NZE) trucks and ZE yard trucks (e.g., increased energy usage). These impacts were further analyzed in Chapter 4 of this EA. Although the NOP/IS concluded that the proposed project is expected to result in less than significant impacts on hazards and hazardous materials and solid and hazardous waste, the EA analyzes the environmental issues associated with increased disposal of batteries and hydrogen fuel cells and their potential impacts on the battery recycling infrastructure in Chapter 4.3.4, *Operational Impacts in Excess of Capacity of Local Recycling Infrastructure*. Chapter 4.3, *Hazardous Materials and Solid and Hazardous Waste*, also analyzes the environmental issues associated with construction waste and transport, use, and disposal of liquefied natural gas (LNG) fuel. Additionally, the NOP/IS concluded that the proposed project is expected to result in less than significant impacts on aesthetics, agricultural and forestry, biological resources, cultural and tribal resources, geology and soils, hydrology and water quality (including water supply, wastewater treatment, stormwater drainage), land use and planning, mineral resources, noise, population and housing, public services, recreation, and utilities and service systems; however, this EA analyzes the indirect environmental impacts to these areas to the extent that they may be impacted by potential future construction of new manufacturing and recycling facilities, and improvements to the electrical grid in Chapter 4.5, *Other Impact Areas*. Please also see *Executive Summary* for the potential environmental impacts that were found to be less than significant.

Consistent with CEQA Guidelines Sections 15204, 15144, and 15146, the EA appropriately and conservatively analyzes the various potential compliance actions as a result of the proposed project. It is not feasible to determine which compliance actions each of the 2,902 warehouse operators will choose to comply with the proposed project at this time without undue speculation. South Coast AQMD used a good-faith effort to develop 18 WAIRE Points scenarios to represent a wide range of potential compliance options and modeled each of them using the available technical information as discussed in the Draft WAIRE Menu Technical Report³, data on the logistics industry and goods movement from the Southern California Association of Governments (SCAG) and CALSTART⁴, and the modeling tools such as EMFAC2017⁵ and the California Air Resources Board (CARB) META tool⁶. The WAIRE Points scenarios, which provide “book-ends”

² South Coast AQMD, January, 15, 2021, Preliminary Draft Staff Report. <http://www.aqmd.gov/docs/default-source/planning/fbmsm-docs/preliminary-draft-staff-report.pdf>

³ South Coast AQMD, March 3, 2020, Draft WAIRE Menu Technical Report. Accessed on December, 18, 2020. https://www.aqmd.gov/docs/default-source/planning/fbmsm-docs/waire-menu-technical-report_draft_3-3-20.pdf

⁴ CALSTART, Technical Memorandum on Truck Fleets that Serve Warehouses in SCAQMD Jurisdiction. [http://www.aqmd.gov/docs/default-source/planning/fbmsm-docs/iec_pr-2305-warehouse-relocation-report-\(12-23-20\).pdf](http://www.aqmd.gov/docs/default-source/planning/fbmsm-docs/iec_pr-2305-warehouse-relocation-report-(12-23-20).pdf)

⁵ California Air Resources Board, EMFAC. Accessed on December, 18, 2020. <https://arb.ca.gov/emfac/>

⁶ California Air Resources Board, MSEI - Modeling Tools. Accessed on December, 18, 2020. <https://ww2.arb.ca.gov/our-work/programs/mobile-source-emissions-inventory/msei-modeling-tools>

of the range of potential environmental impacts associated with the proposed project, formed the conceptual and technical basis for the environmental impact analysis in Chapter 4, *Environmental Impact Analysis and Mitigation Measures*. The potential long-term environmental impacts from implementing the WAIRE Program are discussed in Chapter 6, *Other CEQA Considerations*. It is important to note that CEQA does not require a full lifecycle analysis of potential environmental effects. Please see Chapter 4.1.1.3, *Lifecycle Analysis* for more information.

Comment 7-4

A. Increases in Grid Capacity.

While the installation of vehicle charging stations and onsite solar panels will presumably occur in developed industrial areas, the supporting infrastructure for the Proposed Rules will require the development of offsite resources, including new power plants, energy storage, and other utility infrastructure to support the significant load that ZE trucks add to the electrical grid. Charging just ten ZE vehicles during “off peak” hours increases the “off peak” load to “peak” or higher levels. Local distribution grid infrastructure could be significantly impacted by the Proposed Rules and would require expansive upgrades. According to E3, a consultant for the California Energy Commission, California’s electrical demand will increase from 300,000 gigawatt hours (“GWh”) under present conditions to over 500,000 GWh by 2050. To meet the state’s ambitious climate goals, nearly all of this new demand would be met by wind, solar and battery storage.¹ This would require the construction of 109,834 megawatts (“MW”) of new solar capacity (a nearly 900 percent increase from current levels), 14,585 MW of new wind capacity (more than a 200 percent increase from current levels), and 73,933 MW of new available grid battery storage (a 15,560 percent increase from the current 478 MW).² These dramatic increases in capacity come with correspondingly dramatic impacts. The Proposed Rules include the actions

7-4

¹ Ming et al., Long-Run Resource Adequacy under Deep Decarbonization Pathways for California, June 2019 https://www.ethree.com/wp-content/uploads/2019/06/E3_Long_Run_Resource_Adequacy_CA_Deep-Decarbonization_Final.pdf.

² Ming et al., Long-Run Resource Adequacy under Deep Decarbonization Pathways for California, June 2019 https://www.ethree.com/wp-content/uploads/2019/06/E3_Long_Run_Resource_Adequacy_CA_Deep-Decarbonization_Final.pdf.

necessary to comply, which increase the demand for electrical generation and transmission and which will have potentially significant impacts on the environment including in areas such as air quality, greenhouse gases, biological resources, land use, and agricultural resources. The District must describe and analyze the compliance actions and their foreseeable effects as part of the project description of the Proposed Rules.

7-4 cont.

Response to Comment 7-4

Chapter 4.2, *Energy* analyzes the proposed project’s potential energy impacts from construction activities undertaken to comply with the proposed project and from increases in electricity from electric vehicle (EV) trucks, installation of EV chargers to charge electric vehicles installation of high-efficiency filter systems, and purchase and use of ZE yard trucks in the South Coast AQMD region. Impacts to electricity providers are also analyzed and discussed in Chapter 4.2.3.2.5, *Impacts to Electricity Providers*. The proposed project’s potential air quality and GHG emissions impacts are analyzed in Chapter 4.1, *Air Quality and Greenhouse Gas Emissions*. Additionally, the potential significant irreversible changes that would be caused by the proposed project from increased grid capacity are analyzed in Chapter 6, *Other CEQA Considerations*.

It is important to note that implementation of the proposed project relies on efforts by other sectors such as the utilities sector which has engaged in the rulemaking process for the proposed project. The proposed project will contribute towards accelerating the use of ZE and NZE trucks and

infrastructure, and at the same time planning efforts and actions by public and private partners, including the California Energy Commission (CEC), the California Public Utilities Commission (CPUC), and Southern California Edison Energy have shared responsibilities and make important contributions towards the state's ZE future. It is also important to note that South Coast AQMD intends to conduct ongoing monitoring, review, and reporting on the performance of the WAIRE Program. These "check-ins" will provide useful information on implementation details and help identify effects on warehouses subject to the WAIRE Program.

Although Chapter 2 of the IS concluded that the proposed project's potential impacts on agricultural and forestry resources, biological resources, and land use and planning would be less than significant, the EA analyzes the indirect environmental impacts to these areas to the extent that they may be impacted by potential future construction of new manufacturing and recycling facilities, and improvements to the electrical grid in Chapter 4.5, *Other Impact Areas*. Please also see *Executive Summary* for the potential environmental impacts that were found to be less than significant.

Comment 7-5

B. Increased Need for Lithium Extraction.

A key component of the Proposed Rules is incentivizing conversion to ZE vehicles, which rely on lithium batteries. This compliance action is a component of the "project as a whole," and it must be described and its impacts disclosed. By increasing the demand for lithium and other ores, a foreseeable consequence of the Proposed Rules is more extraction.

Lithium can be extracted in one of two ways—from hard rock mining or from brines. Mining of hard rock would require the use of conventional mining practices including the creation of underground mines and open pits. Collecting lithium from lake brines and clays requires the pumping of salty groundwater into lagoons where it undergoes evaporation producing salts containing lithium compounds. Both hard rock mining and brine evaporation cause significant environmental harm, including potential harm to biological resources through reduction in sensitive habitat, interference with wildlife corridors, loss of special-status species, and potential conflicts with a habitat conservation plan or natural community conservation plan.

Extraction of lithium also increases the risk of hazardous releases through leaching, spills or air emissions that can harm both human health and the environment. Water contamination associated with lithium ore extraction could have acute and adverse effects to sensitive habitat and sensitive species. While the vast majority of lithium production occurs outside of California, the California Energy Commission recently funded efforts to extract lithium from areas around the Salton Sea. As demand for lithium increases around the world, extraction activities are more likely to take place in sensitive environments in California and the United States. By inducing demand for lithium, the Proposed Rules at least cumulatively contribute to this environmental harm. Because an increase in lithium demand is a reasonable consequence of the behaviors the District seeks to induce, the District must evaluate these consequences.

7-5

Response to Comment 7-5

The proposed project is intended to accelerate the use of ZE trucks and yard trucks that operate at warehouses in the South Coast AQMD region. The IS concluded that the proposed project is expected to result in less than significant impacts on hazardous materials and solid and hazardous waste and mineral resources. However, the EA analyzes the environmental issues associated with the increased disposal of batteries and hydrogen fuel cells and their potential impacts on the capacity of local recycling infrastructure in Chapter 4.3.4, *Operational Impacts in Excess of Capacity of Local Recycling Infrastructure*. Chapter 4.3, *Hazardous Materials and Solid and*

Hazardous Waste, also analyzes the environmental issues associated with construction waste and transport, use, and disposal of LNG fuel. The EA also analyzes the indirect impacts associated with the potential increase in mineral extraction and impacts on mineral resources in Chapter 4.5, *Other Impact Areas*. Additionally, the EA considers the environmental issues associated with mineral resources and increased disposal of batteries and hydrogen fuel cells in Chapter 6, *Other CEQA Considerations*, as required by CEQA Guidelines Section 15126(c).

It is important to note that implementation of the proposed project relies on efforts by other sectors such as the waste management sector. The proposed project will contribute towards accelerating the use of ZE and NZE trucks and infrastructure, and at the same time regulations and policies pertaining to the receiving and recycling of lithium-ion vehicle batteries are needed. Please see Chapter 4.3.4, *Operational Impacts in Excess of the Capacity of Local Recycling Infrastructure* for more information. Chapter 4.3, *Hazardous Materials and Solid and Hazardous Waste*, also analyzes the environmental issues associated with construction waste and transport, use, and disposal of LNG fuel.

Comment 7-6

C. Disposal Facilities.

Similarly, the reasonable compliance actions taken pursuant to the Rule will increase the demand for specialized disposal facilities. Again, these compliance actions are part of the “project as a whole” and their effects must be described. The Proposed Rules will increase the number of batteries and fuel cells in the District and specialized disposal facilities will be needed to handle these materials. SCAQMD must analyze whether there is sufficient capacity in the existing hazardous waste system to accommodate the waste that is a reasonably foreseeable result of the Proposed Rules. If there is not, then SCAQMD must analyze the likely effects from the need for increased capacity.

7-6

Response to Comment 7-6

Although the IS concluded that the proposed project is expected to result in less than significant impacts on hazards and hazardous materials and solid and hazardous waste, the EA analyzes the environmental issues associated with the increased disposal of batteries and hydrogen fuel cells and their potential impacts on the capacity of local recycling infrastructure in Chapter 4.3.4, *Operational Impacts in Excess of the Capacity of Local Recycling Infrastructure*. Chapter 4.3, *Hazardous Materials and Solid and Hazardous Waste*, also analyzes the environmental issues associated with construction waste and transport, use, and disposal of LNG fuel. Additionally, the EA considers the environmental issues associated with mineral resources and increased disposal of batteries and hydrogen fuel cells in Chapter 6, *Other CEQA Considerations*, as required by CEQA Guidelines Section 15126(c).

Implementation of the proposed project relies on efforts by other sectors such as the waste management sector. The proposed project will contribute its share towards accelerating the use of ZE and NZE trucks and infrastructure, and at the same time regulations and policies pertaining to the receiving and recycling of lithium-ion vehicle batteries are also needed (see Chapter 4.3.4, *Operational Impacts in Excess of the Capacity of Local Recycling Infrastructure*). It should also be noted that if and when landfill or recycling facilities expand their capacity, those expansions would likely be subject to project-level environmental review under CEQA by the appropriate lead agency.

Comment 7-7

In order to comply with CEQA, the EA must adequately describe and analyze the project as a whole, including the reasonably foreseeable consequences of project approval. This includes not only the foreseeable compliance activities undertaken by covered entities, but also the necessary infrastructure to support those activities. The effects of these reasonably foreseeable consequences may affect agricultural and biological resources through land use conversions, geologic and hydrologic impacts due to increased lithium extraction activities, substantial increases in the demand for water supply, wastewater treatment, storm water drainage, energy, and solid waste services. In light of these sweeping effects, it is inappropriate for the District to scope these issues out of the EA.

7-7

Response to Comment 7-7

As discussed in Chapter 2, *Proposed Project*, the proposed project consists of PR 2305 and PR 316. The focus of the environmental impacts analysis in the EA is on potential regional-scale impacts associated with implementation of the WAIRE Program as a whole. The proposed project includes approximately 3,320 warehouses that would be subject to the WAIRE Program, including 2,902 warehouse that would likely be required to earn WAIRE Points. Because the proposed project and the EA are from a regional perspective and is programmatic in nature, it does not include site-specific analysis of any warehouse that would be regulated by the proposed project. Chapter 4, *Environmental Impact Analysis and Mitigation Measures* analyzes the proposed project's environmental impacts to the level that they can be assessed without undue speculation (CEQA Guidelines Sections 15145 and 15146).

As discussed in Chapter 4.0.1, *Overview of Impact Analysis*, since it is speculative to foresee the compliance activities undertaken by all of the 2,902 warehouses and supporting, the environmental impacts analysis was based on 18 WAIRE Points scenarios to provide “book-ends” of the range of potential environmental impacts associated with the proposed project. The modeled WAIRE Points scenarios reflect the South Coast AQMD's good-faith, best efforts in identifying a way to disclose the greatest potential environmental impacts from actions undertaken to earn WAIRE Points, assuming all of the initial 2,902 warehouse operators chose to undertake one scenario as the single, sole option to comply with the proposed project. Therefore, the WAIRE Points scenarios formed the conceptual and technical basis for the environmental impact analyses in this EA. The necessary infrastructure such as ZE chargers and hydrogen fueling stations was modeled as WAIRE Points scenarios and was also analyzed in Chapter 4, *Environmental Impact Analysis and Mitigation Measures* of the EA. Although the IS concluded that the proposed project is expected to result in less than significant impacts on aesthetics, agricultural and forestry resources, biological resources, cultural and tribal resources, geology and soils, hydrology and water quality (including water supply, wastewater treatment, stormwater drainage), land use and planning, mineral resources, noise, population and housing, public services, recreation, and utilities and service systems, the EA analyzes the indirect environmental impacts to these areas to the extent that they may be impacted by potential future construction of new manufacturing and recycling facilities, and improvements to the electrical grid in Chapter 4.5, *Other Impact Areas*. Please also see *Executive Summary* for the potential environmental impacts that were found to be less than significant.

Although the IS concluded that the proposed project is expected to result in less than significant impacts on hazards and hazardous materials and solid and hazardous waste, the EA analyzes the environmental issues associated with the increased disposal of lithium batteries and hydrogen fuel

cells and their potential impacts on the capacity of local recycling infrastructure in Chapter 4.3.2, *Hazards Associated with Routine Transport, Use, or Disposal of Batteries and Fuels Cells (Significance Criteria)* and Chapter 4.3.4, *Operational Impacts in Excess of the Capacity of Local Recycling Infrastructure*. Chapter 4.3, *Hazardous Materials and Solid and Hazardous Waste*, also analyzes the environmental issues associated with construction waste and transport, use, and disposal of LNG fuel. Additionally, the environmental issues associated with mineral resources and increased disposal of batteries and hydrogen fuel cells are discussed in Chapter 6, *Other CEQA Considerations*, as required by CEQA Guidelines Section 15126(c).

Comment 7-8

III. Environmental Impacts.

CTA strongly supports a comprehensive evaluation of the impacts of the Proposed Rules, including a lifecycle analysis of the reasonably foreseeable consequences of the Proposed Rules. SCAQMD has identified the issues of (1) air quality and greenhouse gases, (2) energy, and (3) transportation for further evaluation in the Draft EA. CTA agrees that these topics merit robust discussion and also encourages SCAQMD to evaluate the effects of the reasonably foreseeable compliance responses.

7-8

Response to Comment 7-8

As discussed in Chapter 4.1.1.3, *Lifecycle Analysis*, CEQA does not require a full lifecycle analysis of potential environmental effects; therefore, a lifecycle analysis was not conducted. While it is infeasible and speculative to foresee compliance actions facilities would undertake, South Coast AQMD used its best efforts to find out and disclose all that *it reasonably can (emphasis added)* (CEQA Guidelines Section 15144). The technical approach for the environmental impact analysis is based on the 18 modeled WAIRE Points scenarios because the modeled scenarios provide “book-ends” of the range of potential environmental impacts associated with the proposed project. They also provide a framework for understanding the greatest potential impacts.

The proposed project’s potential environmental impacts on air quality and GHG emissions, energy, and transportation are analyzed and included in Chapter 4, *Environmental Impact Analysis and Mitigation Measures*. Although the IS concluded that the proposed project is expected to result in less than significant impacts on hazards and hazardous materials and solid and hazardous waste, the EA analyzes the environmental issues associated with the increased disposal of lithium batteries and hydrogen fuel cells and their potential impacts on the capacity of local recycling infrastructure in Chapter 4, *Environmental Impact Analysis and Mitigation Measures*. Chapter 4, *Environmental Impact Analysis and Mitigation Measures* of the EA also includes an analysis of the indirect environmental impacts on aesthetics, agriculture and forestry resources, biological resources, cultural resources, geology and soils, hydrology and water quality, land use and planning, noise, population and housing, public services, recreation, and utilities and service systems to the extent that they may be impacted by potential future construction of new manufacturing and recycling facilities, and improvements to the electrical grid.

Comment 7-9**A. Air Quality and Greenhouse Gas Emissions.**

The Proposed Rules encourage the premature transition from conventional to ZE/NZE trucks without considering the consequences outside of the District. The Proposed Rules compel the deployment of new ZE/NZE vehicles before the end of the useful life of the existing conventional fleet. Because these vehicles continue to be assets, they are unlikely to be retired and will instead be transitioned to other uses or jurisdictions. While the Proposed Rules may reduce truck emissions in the District, it is highly foreseeable that these emissions will merely migrate elsewhere. While more difficult to move outside of the District's jurisdiction, it is also likely that the Proposed Rules will force many warehouses to relocate outside of the SCAQMD. Again, while this may reduce the emissions in the District itself, these emissions are ultimately reshuffled rather than eliminated. The effects of the Proposed Rules on air quality cannot be considered in a vacuum. The District must realistically evaluate any emission reductions from the Proposed Rules in light of the significant and foreseeable leakage outside of its jurisdiction.

7-9

The District must also evaluate any emission reductions from the Proposed Rules against increased emissions from electricity generation. While the Proposed Rules anticipate the use of on-site solar panels, these are unlikely to fully offset the demand created by compliance actions. Until greater renewable capacity is realized, grid electricity will continue to be generated through fossil fuels. In the last two years, almost 60% of electricity supplied by Southern California Edison was generated from non-renewable sources. The Proposed Rules will force the transition to ZE/NZE vehicles and the District must analyze the greater emissions generated by this increased electrical demand.

Response to Comment 7-9

Chapter 4, *Environmental Impact Analysis and Mitigation Measures* includes an analysis of the proposed project's potential direct, indirect, and cumulative environmental impacts from compliance responses on air quality and greenhouse gas (GHG) emissions, energy, hazardous materials and solid and hazardous waste from increased disposal of batteries and hydrogen fuel cells, and transportation. Chapter 4, *Environmental Impact Analysis and Mitigation Measures* also includes an analysis of the proposed project's indirect environmental impacts on aesthetics, agriculture and forestry resources, biological resources, cultural resources, geology and soils, hydrology and water quality, land use and planning, noise, population and housing, public services, recreation, and utilities and service systems to the extent that they may be impacted by potential future construction of new manufacturing and recycling facilities, and improvements to the electrical grid.

Chapter 4, *Environmental Impact Analysis and Mitigation Measures* also analyzed impacts from transition to NZE and ZE trucks which was modeled as WAIRE Points Scenarios 1-6, 8-10, and 12-14 and replacement of diesel fueled trucks with new NZE and ZE trucks [see Chapter 4.1.3.3, *Transition to NZE and ZE Trucks (Scenarios 1-6, 8-10, 12-14)* of the EA]. In addition, as identified in the Draft WAIRE Menu Technical Report it is anticipated that the operating life of a truck is, on average, 12 years. The general characteristics and operations of truck fleets that serve the South Coast AQMD's jurisdiction are summarized in the Technical Memorandum on Truck Fleets that Serve Warehouses in South Coast AQMD jurisdiction prepared by CALSTART⁷. It is anticipated that when warehouse operators replace trucks with NZE and ZE trucks some of the older trucks will be retired (i.e., scrapped) and some of these trucks would be transitioned to other uses or

⁷ CALSTART, Technical Memorandum on Truck Fleets that Serve Warehouses in SCAQMD Jurisdiction. [http://www.aqmd.gov/docs/default-source/planning/fbmsm-docs/iec_pr-2305-warehouse-relocation-report-\(12-23-20\).pdf](http://www.aqmd.gov/docs/default-source/planning/fbmsm-docs/iec_pr-2305-warehouse-relocation-report-(12-23-20).pdf)

warehouses outside of South Coast AQMD's jurisdiction for trucks that are no longer eligible to access the San Pedro Bay Ports. However, even in this instance where the trucks are transitioned to other uses, it can be presumed that they would replace even older, higher emissions trucks in an operator's truck fleet. This assumption is based on the fact that the proposed project does not generate an increase in the national or even international demand for trucks used in the goods movement sector. Thus, operators that purchase the trucks replaced by NZE and ZE trucks pursuant to the proposed project would be replacing an existing truck that has aged out of or is nearing the end its useful life. These assumptions support the conclusion that the proposed project would result in a greater turnover of diesel trucks to NZE and ZE trucks than would have occurred without implementation of the proposed project, and that there would be an emissions benefit from the proposed project due to its incentives for replacing older trucks with newer ones. Regardless of whether or not trucks are retired or transferred, there would be a reduction in emissions from replacement of an older truck. These potential reductions as a direct result of the proposed project are captured in the scenario modeling shown in Table 4.1-6 in the EA.

In addition, after the year 2023 the baseline fleet of trucks that are replaced are the same as the baseline fleet of trucks throughout the State due to CARB's Truck and Bus Rule⁸. Therefore, the majority of trucks in the state would be post-2010 trucks. In the event that a truck is sold early, prior to the end of its useful life, in order to purchase a new ZE truck for compliance with the WAIRE Program and the existing truck is sold elsewhere in the state, then the existing truck sold would be equal to the baseline fleet. Since the existing truck is still part of the baseline fleet in the state there would be no change in state-wide emissions. In addition, in the event that the oldest and most polluting truck is replaced, it is speculative to assume that if the oldest and most polluting truck is sold elsewhere in the state that it would be more polluting than the baseline fleet in that location regardless of where it is sold. Further, deployment of ZE and NZE trucks as a result of compliance with PR 2305 does not restrict the use of ZE and NZE trucks to South Coast AQMD's jurisdiction. Therefore, it can be reasonably expected that ZE and NZE trucks will travel to other jurisdictions throughout the state (and potentially other states) to deliver goods and would create an air quality benefit.

It should be noted that the proposed project itself does not cause an expansion of total cargo carried or total miles driven by the truck industry. In addition, the scenario analysis conducted for the Preliminary Draft Staff Report found that older vehicles would need to be retired early only in extreme examples where all operators chose a single compliance option (e.g., all operators only purchased a specific class of truck to earn Points). Otherwise, the number of new trucks entering the market due to PR 2305 would be no greater than normal annual turnover as demonstrated in CARB's EMFAC modeling. The difference would be that instead of new trucks being powered by traditional diesel engine technology, they instead would use NZE or ZE powertrains. This decrease in the number of diesel fueled trucks in the South Coast AQMD region will result in lower emissions of NO_x and diesel particulate matter (DPM). Therefore, the WAIRE Program is intended to incentivize the demand and use of NZE and ZE trucks. Instead of acquiring a new diesel fueled truck, it will be a new NZE or ZE truck.

⁸ California Air Resources Board, Truck and Bus Regulation. Accessed on 12/18/2020.
<https://ww2.arb.ca.gov/our-work/programs/truck-and-bus-regulation/about>

The proposed project's potential impacts on GHG emissions from increased electricity demands and usage are analyzed in Chapter 4.1.4.3, *Potential GHGs Emissions from Operations (Increased Electricity)*. Actions on the WAIRE Menu that could result in increases in electricity include EV trucks (WAIRE Points Scenario 6), high efficiency filter systems (WAIRE Points Scenario 15), and ZE yard trucks (WAIRE Points Scenario 18). Additionally, Chapter 4.1.4.4, *Scenario Modeling GHG Emissions Reduction Benefits* evaluates potential GHG emissions reductions benefits from purchase and use of solar panels (WAIRE Points Scenario 11). Impacts to electricity providers are analyzed and discussed in Chapter 4.2.3.2.5, *Impacts to Electricity Providers*. Chapter 6, *Other CEQA Considerations* discusses the potential significant irreversible changes that would be caused by the proposed project from increased grid capacity.

Comment 7-10

Similarly, increased demand for lithium batteries could increase production, lithium mining, and exports from source countries or other states, which requires energy for mineral extraction, processing, and transport, all of which may diminish the benefits of the Proposed Rules. The EA must contain a full discussion of the lifecycle of the various fuels used in ZE/NZE vehicles to provide full disclosure to the public and decisionmakers.

7-10

Response to Comment 7-10

As discussed in Chapter 4.2.1.1, *Lifecycle Analysis*, CEQA does not require a full lifecycle analysis of potential environmental effects; therefore, a lifecycle analysis was not conducted.

The proposed project is intended to accelerate the use of ZE trucks and yard trucks that visit the warehouses in the South Coast AQMD region. Although the IS concluded that the proposed project is expected to result in less than significant impacts on hazardous materials and solid and hazardous waste, the EA the environmental issues associated with the increased disposal of batteries and hydrogen fuel cells and their potential impacts on the capacity of local recycling infrastructure in Chapter 4.3.4, *Operational Impacts in Excess of Capacity of Local Recycling Infrastructure*. Chapter 4.3, *Hazardous Materials and Solid and Hazardous Waste*, also analyzes the environmental issues associated with construction waste and transport, use, and disposal of LNG fuel. The EA also analyzes the indirect impacts associated with the potential increase in mineral extraction and impacts on mineral resources in Chapter 4.5.1, *Indirect Impacts*. Additionally, the EA considers the environmental issues associated with mineral resources and increased disposal of batteries and hydrogen fuel cells in Chapter 6, *Other CEQA Considerations*, as required by CEQA Guidelines Section 15126(c).

Implementation of the proposed project relies on efforts by other sectors such as the waste management sector. The proposed project will contribute its share towards accelerating the use of ZE and NZE trucks and infrastructure, and at the same time regulations and policies pertaining to the receiving and recycling of lithium-ion vehicle batteries are needed. Please see Chapter 4.3, *Hazardous Materials and Solid and Hazardous Waste* for more information.

Comment 7-11**B. Energy.**

Increased deployment of ZE/NZE vehicles would place greater demand on the existing electricity grid. As discussed above, this will necessitate additional grid capacity to accommodate demand. For example, Southern California Edison predicts 26 million light-duty electric vehicles will be on the road in California in 2045 and transportation electrification will increase electric load by 130 terawatt-hours, accounting for more than one-third of the grid-served load. As of 2019, Southern California Edison had only 60 terawatt-hours of net generation. As explained above, even ten ZE vehicles during “off peak” hours will increase the “off peak” load to “peak” or higher levels. One hundred medium duty e-trucks charging at the same time demand 1.5 megawatts of electricity and approximately 3,000 warehouses will be subject to the Proposed Rules. The EA must assess the impacts of the Proposed Rules on the state’s energy infrastructure.

While pilot projects have been successfully deployed using ZE/NZE vehicles, this success reflects the trucking industry’s well-established understanding of existing fueling suppliers. To date, existing demonstration and deployment has been accomplished on a smaller scale and is typically limited to prevent cost-prohibitive utility upgrades. Increasing utility interaction as electric-capable vehicles scale to the levels envisioned in the Proposed Rules will result in potential misalignments between utility policy and regulation and fleet operations. Broader deployment will necessitate extensive coordination with utilities. SCAQMD must include an analysis of the impacts of reasonably foreseeable compliance activities on the utility grid.

The EA must also assess how the Proposed Rules cumulatively contribute to impacts to the State’s energy system. Many municipalities and regulators have advanced electrification initiatives which have the potential to cumulatively overwhelm existing generation and transmission capacity. The cumulative effect of these initiatives is to push the state into a high electrification scenario without the infrastructure necessary to support the new load. The EA must analyze the Proposed Rules’ cumulative contribution to this impact in light of the many varied electrification initiatives being adopted.

7-11

Response to Comment 7-11

Chapter 4.2, *Energy* analyzes the proposed project’s potential energy impacts from construction activities undertaken to comply with the proposed project, and from increases in electricity from ZE trucks, installation of electric chargers to charge ZE trucks, installation of high-efficiency filter systems, purchase and use of ZE yard trucks in the South Coast AQMD region, and impacts to electricity providers. Additionally, the potential significant irreversible changes that would be caused by the proposed project from increased grid capacity that might be caused by the use of ZE trucks, ZE yard trucks, and electric chargers are discussed in Chapter 6, *Other CEQA Considerations*.

It is important to note that implementation of the proposed project relies on efforts by other sectors such as the utilities sector which has engaged in the rulemaking process for the proposed project. The proposed project will contribute its share towards accelerating the use of ZE and NZE trucks and infrastructure, and at the same time planning efforts and actions by public and private partners, including the CEC, the CPUC, Southern California Edison Energy, and publicly owned utilities have shared responsibilities and make important contributions towards the state’s ZE future. South Coast AQMD intends to conduct ongoing monitoring, review, and reporting on the performance of the WAIRE Program. These “check-ins” will provide useful information on implementation details and help identify effects from complying with WAIRE Program. South Coast AQMD will continue to engage and coordinate with the utilities sector as part of the “check-ins.”

Comment 7-12**C. Transportation.**

The Proposed Rules create significant uncertainty in commercial transportation. By compelling the early transition to ZE/NZE vehicles, the Proposed Rules drive rapid and premature fleet turnover for high-cost ZE/NZE vehicles while imposing the uncertain but often high costs of electricity and hydrogen fuel on the logistics sector. Additionally, while the Proposed Rules may incentivize the transition to ZE/NZE vehicles in the SCAQMD's jurisdiction, the Initial Study does not appear to have considered whether there is sufficient charging infrastructure to support these fleets outside of the District. Additionally, as California responds to increasing wildfire threats, public safety power shutoff ("PSPS") events have become increasingly common. The EA should consider the interaction between expedited electrification and PSPS events. It is reasonably foreseeable that the Proposed Rules will lead to significant disruptions to freight transportation in light of these shut off events.

7-12

While impacts to the State's logistics infrastructure are not specifically listed as impacts in Appendix G, the Appendix "is only an illustrative checklist and does not set forth an exhaustive list of potentially significant environmental impacts under CEQA or standards of significance for those impacts." *City of San Diego v California State University* (2011) 201 Cal.App.4th. 1134, 1191; *Protect the Historic Amador Waterways v. Amador Water Agency* (2004) 116 Cal.App.4th 1099, 1108-1111. "Also, the lack of precise quantification or criteria for determining whether an environmental effect is 'significant' under CEQA does not excuse a lead agency from using its best efforts to evaluate whether an effect is significant. *City of San Diego*, 201 Cal.App.4th at 1191; *Berkeley Keep Jets Over the Bay Com. v. Board of Port Cmrs.* (2001) 91 Cal.App.4th 1344, 1370. The District must comprehensively evaluate the impacts to infrastructure in its EA.

7-12 cont.

Response to Comment 7-12

The proposed project is intended to accelerate the use of ZE trucks and ZE yard trucks that visit and operate the warehouses in the South Coast AQMD region. Instead of acquiring a new diesel fueled truck, fleet operators will acquire a new NZE or ZE truck. As analyzed in Chapter 4.4.3.2, *Truck VMT*, there is a potential for trucks to be diverted by operators of warehouses to meet their WPCO, thus decreasing the efficiency of goods movement in the South Coast AQMD region, assuming truck routes are currently optimized for efficiency, which may not be true. It is also possible that warehouse operators will consolidate the number of truck visits at a warehouse facility when the proposed project becomes effective. In fact, there is an incentive for the truck trip consolidation because WPCO are based on the annual truck trips that are reported to South Coast AQMD. If a warehouse operator could increase efficiency of truck movements to reduce the number of truck trips, it would reduce the number of WAIRE Points that would need to be earned within any given compliance year. Please see Chapter 4.4.3, *Transportation Impacts During Operations* for more detailed analysis.

Regarding the cost analysis for the proposed project on freight transportation, please see the Preliminary Draft Staff Report and the upcoming Socioeconomic Report.

Chapter 2 of the IS analyzed the proposed project's potential environmental impacts on wildfire and found that significant adverse wildfire impacts are not expected from implementing the proposed project. Therefore, implementing the proposed project is not expected to increase wildfire threats. Additionally, it is not feasible to anticipate the frequency of public safety power shutoff (PSPS) events and analyze their effects in this EA without undue speculation. If a PSPS event were to occur, it would likely be temporary. Therefore, because the proposed project is not expected to increase the amount of PSPS events, no additional analysis is warranted. It should also

be noted that if a PSPS event were to occur, the additional solar and battery technologies implemented as part of compliance with the proposed project could be used to offset any such disruptions. Moreover, South Coast AQMD intends to conduct ongoing monitoring, review, and reporting on the performance of the WAIRE Program. These “check-ins” will provide useful information on implementation details and help identify effects from complying with WAIRE Program. As part of the “check-ins,” South Coast AQMD will continue to engage and coordinate with the utilities sector and the effects of PSPS events on the implementation of the proposed project.

The comment does not specify the state logistics infrastructure and what potential impacts should be considered. As discussed in the economic studies prepared by IEc, implementing the proposed project at the currently proposed rule stringency factor is expected to cause no warehouse relocation. However, for the purpose of providing a conservative analysis, the analysis in the EA assumed up to three warehouse relocations. Chapter 4.4.3, *Transportation Impacts During Operations* analyzes the proposed project’s potential impacts on transportation and the efficiency of goods movement in Southern California.

Comment 7-13

IV. Conclusion.

The many impacts that can be expected from the Proposed Rules, as explained throughout this document, necessitate a great deal of caution in the approvals process. CTA urges SCAQMD to pursue the studies and recommendations in this document as well as those contained in the suggestions of the numerous other commenters at public scoping meetings and in written comments to the District.

7-13

Response to Comment 7-13

South Coast AQMD has prepared and circulated an IS and this EA to analyze the potential environmental impacts from implementation of the proposed project. This appendix (Appendix C) includes public comments on the NOP/IS that were received at the public scoping meeting on December 2, 2020 and during the 32-day public comment period (see Table C-1). Responses to comments that raise an environmental issue are prepared and included in this appendix, which will be circulated with the Draft EA for public review. Please refer to Chapter 4, *Environmental Impact Analysis and Mitigation Measures* for analysis of the potential environmental impacts as a result of the proposed project.

Comment Letter #8 – Snell & Wilmer

Snell & Wilmer

LLP
LAW OFFICES

600 Anton Blvd, Suite 1400
Costa Mesa, CA 92626-7689
714 427 7000
714 427 7799 (Fax)
www.swlaw.com

Sean M. Sherlock
(714) 427-7036
ssherlock@swlaw.com

December 15, 2020

ALBUQUERQUE
BOISE
DENVER
LAS VEGAS
LOS ANGELES
LOS CABOS
ORANGE COUNTY
PHOENIX
PORTLAND
RENO
SALT LAKE CITY
SAN DIEGO
SEATTLE
TUCSON
WASHINGTON DC

VIA E-MAIL

Ryan Banuelos
c/o CEQA
South Coast Air Quality Management District
21865 Copley Drive
Diamond Bar, California 91765-4178
rbanuelos@aqmd.gov

Re: Comments on Notice of Preparation and Initial Study for Proposed Rule 2305

Dear Mr. Banuelos:

This firm represents NAIOP, the Commercial Real Estate Development Association, SoCal and Inland Empire Chapters (collectively, “NAIOP”), and on their behalf we are submitting comments in response to the District’s Notice of Preparation of a Draft Environmental Assessment, Initial Study, and Opportunity for Public Comment. Thank you for the opportunity to comment on this matter. Through its representative Peter Herzog, NAIOP has participated in the various working group meetings held by the District in its early rulemaking process, and we thank the District and its staff for the opportunity to do so. Please include these comments in the administrative record for your rulemaking.

NAIOP is the leading organization for the commercial real estate industry in Southern California. It has approximately 1,300 members comprising commercial real estate owners, developers, investors, lenders, contractors, brokers, insurers, engineers, architects, planners, educators, law firms, and others. Its mission is to provide a unified voice to protect and enhance the commercial real estate industry and quality of life in Southern California. This is accomplished through proactive involvement in public policy, superior educational programs and interactive business relationship opportunities. A significant portion of NAIOP’s membership is involved on a daily basis in the support and development of distribution warehouses that are integral to the Southern California logistics industry. As we have all seen, the logistics industry is playing a key role in our response to the COVID-19 pandemic—not only in the distribution of medical supplies, vaccines, and equipment, but also in the delivery goods to a public that has become increasingly dependent on e-commerce.

8-1

Snell & Wilmer is a member of LEX MUNDI, The Leading Association of Independent Law Firms.

Comment Letter #8 (Continued) – Snell & Wilmer

Snell & Wilmer

LLP

Ryan Banuelos

December 15, 2020

Page 2

In that regard, the District should explain why, in the midst of the COVID-19 pandemic, it is pursuing a regulation targeted at a sector that serves as a lifeline to our region and the Nation, and which is deemed essential by federal and state governments. Under the current draft rule, reporting obligations begin only 60 days from rule adoption, and the substantive WAIRE Points obligations will commence as soon as July, 2021. This novel rule will impose an entirely new regulatory compliance regime onto distribution warehouse operators. Many warehouse operators are not structured or staffed with the systems and personnel needed to comply with the proposed rule. They generally lack personnel with the expertise to distinguish among the various classes of trucks, and they lack systems needed to gather the information required to be reported. Thus, the District's rulemaking is diverting industry resources and attention to this rule at a time when the industry needs to maintain focus on the efficient and reliable delivery of medical supplies, vaccines, equipment, food, and other essential goods.

8-2

At this time NAIOP SoCal has the following comments in response to the District's Notice of Preparation of a Draft Environmental Assessment and Initial Study:

1. Please quantify the NOx and diesel particulate matter ("DPM") mass and concentration reductions the District expects to achieve with Rule 2305 for each of the first 10 years of its implementation. Please explain how the District computes such reductions and what data it is using in such computations.

8-3

2. Please quantify the ozone concentration reductions the District expects to achieve with Rule 2305, how it computes such reductions, and what data it is using in such computations.

8-4

3. We understand that the District has observed that ozone concentrations have not decreased with corresponding decreases in nitrogen oxide ("NOx") concentrations. Please explain this phenomenon. Specifically, what has been the correlation between NOx emissions, NOx concentrations, and ozone concentrations since 2012 (ref. Figure 1-2).

8-5

4. In regard to Figure 1-2, please explain whether and how the NOx emissions used in the figure account for other planned regulatory measures controlling NOx and other ozone precursors.

8-6

5. The Environmental Assessment should evaluate and consider the following alternatives, among others: (1) Stricter engine emission standards to be adopted by the California Air Resources Board ("CARB"); (2) Implementation of stricter truck emission standards at the ports of Los Angeles & Long Beach; (3) Requiring owners of truck fleets to phase in ZE and NZE vehicles.

8-7

6. Please discuss and provide references for the commercial availability of all items on the WAIRE Menu. Please identify all suppliers of such items and the current number of such items available, as well as the number of such items projected to be available in each of the first 10 years of Rule 2305's implementation, and provide the basis for such projections.

8-8

Comment Letter #8 (Continued) – Snell & Wilmer

Snell & Wilmer

LLP

Ryan Banuelos

December 15, 2020

Page 3

- | | |
|--|------|
| 7. Please discuss and provide references for the availability of design and construction specifications that may be used for on-site ZE and NZE charging or fueling infrastructure. | 8-9 |
| 8. Please explain how the District has derived points attributable to each of the items on its WAIRE Menu, and provide all computations and data supporting the same. | 8-10 |
| 9. Please explain how certain items on the WAIRE Menu (specifically on-site solar panels and high-efficiency filters or filter systems) will reduce ambient ozone concentrations, and provide quantification and supporting data. | 8-11 |
| 10. Please explain with as much specificity and detail as possible how the annual mitigation fees generated to satisfy WAIRE Points obligations under Rule 2305(d)(5) will be used. | 8-12 |
| 11. The Environmental Checklist states that the District will apply collected mitigation fees to subsidize the purchase of ZE and NZE trucks and installation of ZE charging/fueling infrastructure. Please explain the subsidy plan in detail and make a copy of the subsidy plan publicly available. | 8-13 |
| 12. Please explain with as much specificity and detail as possible how the District derives the amount of the mitigation fee payment under Rule 2305(d)(5). Please provide all computations and identify all data used in such computations. | 8-14 |
| 13. In regard to Figure 1-5b, please quantify the NOx reductions to be achieved upon implementation of these other emission control measures, and the incremental NOx reductions to be achieved by Rule 2305 once the other control measures are implemented. | 8-15 |
| 14. In the latest version of the draft rule (10/6/20), the rule is missing information needed to determine owners' and operators' WAIRE Points obligations. Specifically, the draft rule is lacking the Stringency and Annual Variable factors needed to compute an owner or operator's WAIRE Points obligation. The draft rule also provides that operators' obligations will depend in part on the provisions of the WAIRE Program Implementation Guidelines, which to our knowledge are not yet developed. Please explain how the District can assess the impacts of the rule when it doesn't yet know the extent of operators' compliance obligations. Any environmental review is premature until the District has fully defined the extent of operators' compliance obligations, including but not limited to how many points each warehouse will be required to earn. | 8-16 |
| 15. The Environmental Assessment should address the environmental impacts of manufacture, use, and disposal of batteries that will be used in the ZE and NZE trucks used in response to Rule 2305. | 8-17 |
| 16. The Environmental Assessment should address the source, availability, and cost of hydrogen fuel, and the environmental impacts associated with the production, transfer, and storage of hydrogen fuel used in response to Rule 2305. | 8-18 |

Comment Letter #8 (Continued) – Snell & Wilmer**Snell & Wilmer**

L.L.P.

Ryan Banuelos

December 15, 2020

Page 4

17. The Environmental Assessment should address the environmental impacts associated with the generation, importation, transmission, and distribution of electricity needed to power the ZE and NZE vehicles contemplated by the rule. Additionally, the Environmental Assessment should address the rule's impact on future rolling blackouts and California's dependence on importation of electricity generated in other states. 8-19

18. The Environmental Assessment should address the potential disruption to supply chain and logistics, including to the distribution of medical equipment, vaccines, medical supplies, food, and other essential goods in emergency and non-emergency circumstances. 8-20


19. The Environmental Assessment should address the uses and environmental impacts associated with trucks that will be replaced by the ZE and NZE vehicles that are purchased and used as a result of Rule 2305. 8-21

20. Please explain whether traffic volumes used in the District's evaluation were pre-COVID traffic or projected post-COVID traffic. Please explain why the District chose as it did, and provide citation to all studies, surveys and other data from which the District obtained the traffic volumes used. 8-22

Thank you for your attention to these comments. Please include me on your list of persons to receive all future notices concerning this rule.

Best regards,

Snell & Wilmer


Sean M. Sherlock

SMS:kc

cc: Mr. Timothy Jemal, CEO, NAIOP SoCal
Mr. Robert Evans, Executive Director, NAIOP Inland Empire

4848-3814-9332

Responses to Comment Letter #8 – Snell & Wilmer

Comment 8-1

This firm represents NAIOP, the Commercial Real Estate Development Association, SoCal and Inland Empire Chapters (collectively, “NAIOP”), and on their behalf we are submitting comments in response to the District’s Notice of Preparation of a Draft Environmental Assessment, Initial Study, and Opportunity for Public Comment. Thank you for the opportunity to comment on this matter. Through its representative Peter Herzog, NAIOP has participated in the various working group meetings held by the District in its early rulemaking process, and we thank the District and its staff for the opportunity to do so. Please include these comments in the administrative record for your rulemaking.

NAIOP is the leading organization for the commercial real estate industry in Southern California. It has approximately 1,300 members comprising commercial real estate owners, developers, investors, lenders, contractors, brokers, insurers, engineers, architects, planners, educators, law firms, and others. Its mission is to provide a unified voice to protect and enhance the commercial real estate industry and quality of life in Southern California. This is accomplished through proactive involvement in public policy, superior educational programs and interactive business relationship opportunities. A significant portion of NAIOP’s membership is involved on a daily basis in the support and development of distribution warehouses that are integral to the Southern California logistics industry. As we have all seen, the logistics industry is playing a key role in our response to the COVID-19 pandemic—not only in the distribution of medical supplies, vaccines, and equipment, but also in the delivery goods to a public that has become increasingly dependent on e-commerce.

8-1

Response to Comment 8-1

This comment does not raise any issues related to the proposed project’s impact on the physical environment under CEQA. No further response is necessary.

Comment 8-2

In that regard, the District should explain why, in the midst of the COVID-19 pandemic, it is pursuing a regulation targeted at a sector that serves as a lifeline to our region and the Nation, and which is deemed essential by federal and state governments. Under the current draft rule, reporting obligations begin only 60 days from rule adoption, and the substantive WAIRE Points obligations will commence as soon as July, 2021. This novel rule will impose an entirely new regulatory compliance regime onto distribution warehouse operators. Many warehouse operators are not structured or staffed with the systems and personnel needed to comply with the proposed rule. They generally lack personnel with the expertise to distinguish among the various classes of trucks, and they lack systems needed to gather the information required to be reported. Thus, the District’s rulemaking is diverting industry resources and attention to this rule at a time when the industry needs to maintain focus on the efficient and reliable delivery of medical supplies, vaccines, equipment, food, and other essential goods.

8-2

Response to Comment 8-2

The need for the proposed project is addressed in Chapter 1 of the Preliminary Draft Staff Report⁹. This comment does not raise any issues related to the proposed project’s impact on the physical environment under CEQA. In addition, Chapter 5, *Alternatives* includes a “no project” alternative and at the public hearing, the Governing Board may choose to adopt the proposed project or to adopt a version of the rule such as one of the alternatives analyzed in Chapter 5, *Alternatives*.

⁹ <http://www.aqmd.gov/docs/default-source/planning/fbmsm-docs/preliminary-draft-staff-report.pdf>

Comment 8-3

1. Please quantify the NO_x and diesel particulate matter (“DPM”) mass and concentration reductions the District expects to achieve with Rule 2305 for each of the first 10 years of its implementation. Please explain how the District computes such reductions and what data it is using in such computations. | 8-3

Response to Comment 8-3

Chapter 4.1, *Air Quality and Greenhouse Gas Emissions* analyzes the air quality and greenhouse gas emissions, including NO_x and DPM emission reductions, as a result of compliance with the proposed project. Additional information on the calculations can be found in the Preliminary Draft Staff Report¹⁰. Potential changes in NO_x and DPM concentrations would be speculative and have not been calculated as the underlying assumptions needed to conduct this analysis are too uncertain (e.g., thousands of facilities covered by PR 2305, various compliance options that are available, uncertainty about which routes trucks take going to and from each facility, etc.). Therefore, for the purposes of this EA, NO_x and DPM concentration reductions were not modeled.

Comment 8-4

2. Please quantify the ozone concentration reductions the District expects to achieve with Rule 2305, how it computes such reductions, and what data it is using in such computations. | 8-4

Response to Comment 8-4

Chapter 3, *Existing Setting* describes the need for NO_x emission reductions as a strategy to reduce ozone in the South Coast AQMD jurisdiction, including how NO_x emission reductions are more effective to reduce the formation of ozone. Chapter 4.1, *Air Quality and Greenhouse Gas Emissions* analyzes the air quality and GHG emissions from the proposed project, including emission reduction benefits, of the primary emitted pollutants such as a NO_x and PM in order to compare to South Coast AQMD’s CEQA significance thresholds. Ozone is a secondary pollutant which is not primarily emitted and South Coast AQMD does not have a significance threshold for ozone, using the ozone precursors of NO_x and VOC as surrogates for ozone formation. Therefore, for purposes of this EA, ozone concentrations were not modeled. Ozone concentrations cannot be reasonably calculated for individual rules given the many variables needed to conduct this regional modeling analysis. This multi-year regional modeling effort is regularly conducted by South Coast AQMD as part of its Air Quality Management Plans (AQMPs). The proposed rule is included as a control measure in the 2016 AQMP, and modeling conducted for that report found that if all control measures are implemented that ozone would be reduced and would meet federal and state air quality standards.

¹⁰ <http://www.aqmd.gov/docs/default-source/planning/fbmsm-docs/preliminary-draft-staff-report.pdf>

Comment 8-5

3. We understand that the District has observed that ozone concentrations have not decreased with corresponding decreases in nitrogen oxide (“NOx”) concentrations. Please explain this phenomenon. Specifically, what has been the correlation between NOx emissions, NOx concentrations, and ozone concentrations since 2012 (ref. Figure 1-2). 8-5

Response to Comment 8-5

Chapter 3, *Existing Setting* addresses how ozone is formed and summarizes the monitored ozone concentrations in the South Coast AQMD region. For an additional overview of ozone formation and the challenges associated with achieving ozone reductions in the South Coast AQMD jurisdiction refer to the Final 2016 AQMP¹¹.

Comment 8-6

4. In regard to Figure 1-2, please explain whether and how the NOx emissions used in the figure account for other planned regulatory measures controlling NOx and other ozone precursors. 8-6

Response to Comment 8-6

Figure 1-2 of the IS shows the total NOx emissions in the SCAB that must be reduced by approximately 45 percent beyond baseline 2023 levels, and 55 percent beyond baseline 2031 levels to meet the 8-hour ozone NAAQS. ‘Baseline’ emissions include the projected future emissions accounting for all adopted regulations at the time that the 2016 AQMP was adopted. Figure 1-2 from the IS is also included in Chapter 2, *Proposed Project* of the EA as Figure 2-2. To meet air pollution reduction goals, the 2016 AQMP contains FBMSMs to reduce NOx emissions from mobile sources utilized as part of the goods movement industry as one of many local, state, and federal strategies to meet the federal 8-hour ozone standard. These strategies rely on reducing NOx emissions as a precursor to the formation of both ozone and PM 2.5 but also include measures to reduce primary emitted PM2.5. The FBMSMs were focused on four sectors of the goods movement industry: commercial marine ports, rail yards and intermodal facilities, warehouse distribution centers, and commercial airports. The proposed project is part of the FBMSMs intended to reduce NOx and therefore help achieve the federal 8-hour ozone standard. Emission reductions from regulations adopted since the 2016 AQMP have been accounted for in the analysis included in the Preliminary Draft Staff Report and in the EA.

Comment 8-7

5. The Environmental Assessment should evaluate and consider the following alternatives, among others: (1) Stricter engine emission standards to be adopted by the California Air Resources Board (“CARB”); (2) Implementation of stricter truck emission standards at the ports of Los Angeles & Long Beach; (3) Requiring owners of truck fleets to phase in ZE and NZE vehicles. 8-7

Response to Comment 8-7

Chapter 5, *Alternatives* includes an analysis of alternatives to the proposed project. The WAIRE Program includes options for the warehouse operators to phase in ZE and NZE trucks and ZE yard trucks. Alternatives D and E envision all natural gas only and all electric only options, respectively.

¹¹ South Coast AQMD, Final 2016 Air Quality Management Plan. <https://www.aqmd.gov/docs/default-source/clean-air-plans/air-quality-management-plans/2016-air-quality-management-plan/final-2016-aqmp/final2016aqmp.pdf>

The other alternatives that the comment recommends are outside the scope of the South Coast AQMD's legal authority and ability to enforce as an air district; therefore, they have not been included in Chapter 5, *Alternatives*. The suggestion to implement truck emission standards at the ports is beyond the scope of the proposed project as it addresses facilities that are not warehouses (the subject of the proposed project), and most truck visits to warehouses are not to or from the ports. Other measures underway (including the ports' updates to their Clean Truck Program and CARB's proposed requirement for drayage trucks as part of its upcoming Advanced Clean Fleets rule) that would reduce emissions from trucks visiting the ports would also reduce emissions from trucks visiting warehouses, and any requirements there would complement the proposed project's emissions reduction approach. Existing and upcoming CARB regulations are addressed in Chapter 3, *Existing Setting* of the EA.

Comment 8-8

6. Please discuss and provide references for the commercial availability of all items on the WAIRE Menu. Please identify all suppliers of such items and the current number of such items available, as well as the number of such items projected to be available in each of the first 10 years of Rule 2305's implementation, and provide the basis for such projections. | 8-8

Response to Comment 8-8

This comment does not raise any issues related to the proposed project's impact on the physical environment under CEQA. The Draft WAIRE Menu Technical Report¹² addresses commercial availability of items on the WAIRE Menu. Further identification of specific suppliers of a particular WAIRE Menu action or investment or the quantity of items available is speculative because the South Coast AQMD cannot predict and has no feasible way to identify which manufacturers or retailers would supply items from the WAIRE Menu. It should also be noted that technologies and companies change over time due to dynamic market conditions for which South Coast AQMD has no control over and cannot reasonably predict or foresee this.

Nonetheless, CARB researched the commercial availability of ZE vehicles and referenced commercial availability statistics on their slide presentation for their August 21, 2019 workshop¹³.

Comment 8-9

7. Please discuss and provide references for the availability of design and construction specifications that may be used for on-site ZE and NZE charging or fueling infrastructure. | 8-9

Response to Comment 8-9

This comment does not raise any issues related to the proposed project's impact on the physical environment under CEQA. South Coast AQMD cannot predict design specifications for ZE or NZE charging or fueling infrastructure because it is not reasonably foreseeable to determine the location, manner, and scope that an individual owner or operator would choose to implement these WAIRE Menu actions or investments for compliance with the WAIRE Program. The proposed project does not prescribe design and construction specifications that must be met other than the

¹² South Coast AQMD, March 3, 2020, Draft WAIRE Menu Technical Report. Accessed on December, 18, 2020. https://www.aqmd.gov/docs/default-source/planning/fbmsm-docs/waire-menu-technical-report_draft_3-3-20.pdf

¹³ https://ww2.arb.ca.gov/sites/default/files/2019-08/190821actpres_0.pdf

kilowatt rating of charging equipment. Local building codes, local utility requirements, site specific characteristics, and business needs will determine the requested specifications.

Comment 8-10

8. Please explain how the District has derived points attributable to each of the items on its WAIRE Menu, and provide all computations and data supporting the same. | 8-10

Response to Comment 8-10

This comment does not raise any issues related to the proposed project's impact on the physical environment under CEQA. Calculating and earning WAIRE points, including how the weight of each WAIRE point was determined, is discussed in Chapter 2 and Appendix B of the Preliminary Draft Staff Report⁹.

Comment 8-11

9. Please explain how certain items on the WAIRE Menu (specifically on-site solar panels and high-efficiency filters or filter systems) will reduce ambient ozone concentrations, and provide quantification and supporting data. | 8-11

Response to Comment 8-11

As described in Chapter 2, *Proposed Project*, solar panels are included in the WAIRE Menu to offset the amount of energy required to power ZE charging infrastructure in addition to allowing warehouses to draw energy from a renewable power source in lieu of natural gas fueled power plants. Solar energy production has a direct criteria pollutant emission reduction impact to the extent that this power generation replaces natural gas power plants which emit NO_x, thus assisting in meeting federal ozone standards (see 2016 AQMP¹¹ page 4-4). Since atmospheric ozone is formed photochemically from precursors such as NO_x and VOC, in order to ultimately achieve the ozone ambient air quality standards and demonstrate attainment, significant NO_x emission reductions are necessary in the South Coast AQMD. Therefore, a reduction in criteria pollutants such as NO_x from power plants as a result of installing and using solar panels to comply with the WAIRE Program will help the South Coast AQMD reach attainment for ozone. In addition, a co-benefit to solar energy production is the reduction in GHGs due to expanded renewable energy availability and production. Quantification of potential benefits from solar power generation are included in the Preliminary Draft Staff Report and in Chapter 4.2, *Energy* of the EA.

MERV 16 or greater filters or filter systems are intended to provide a local benefit to communities that are in close proximity to a warehouse by reducing community exposure to particulate matter, such as DPM. The filters do not reduce emissions of NO_x or PM at the source or cause a reduction in ozone concentration nor is that the intent of including filters in the WAIRE Menu. The high efficiency filters and filter systems are a method to achieve exposure reduction for the community surrounding warehouses.

Comment 8-12

10. Please explain with as much specificity and detail as possible how the annual mitigation fees generated to satisfy WAIRE Points obligations under Rule 2305(d)(5) will be used. | 8-12

Response to Comment 8-12

The WAIRE Mitigation Program, including the use of the funds, is discussed in Chapter 2 of the Preliminary Draft Staff Report⁹. It is anticipated that the annual mitigation fees would be used to achieve the emission reductions envisioned by the items on the WAIRE Menu, therefore, the environmental impacts of using the mitigation fee would be similar to those of the WAIRE Menu and have been analyzed in Chapter 4 of this EA.

Comment 8-13

11. The Environmental Checklist states that the District will apply collected mitigation fees to subsidize the purchase of ZE and NZE trucks and installation of ZE charging/fueling infrastructure. Please explain the subsidy plan in detail and make a copy of the subsidy plan publicly available. | 8-13

Response to Comment 8-13

This comment does not raise any issues related to the proposed project's impact on the physical environment under CEQA. The proposed WAIRE mitigation program is discussed in further detail in Chapter 2 of the Preliminary Draft Staff Report. The WAIRE Mitigation Program has not yet been finalized but is discussed in the Preliminary Draft Staff Report¹⁴.

Comment 8-14

12. Please explain with as much specificity and detail as possible how the District derives the amount of the mitigation fee payment under Rule 2305(d)(5). Please provide all computations and identify all data used in such computations. | 8-14

Response to Comment 8-14

This comment does not raise any issues related to the proposed project's impact on the physical environment under CEQA. Additional discussion about this calculation is included in Chapter 2 of the Preliminary Draft Staff Report. Discussion on the mitigation fee is provided in the Preliminary Draft Staff Report¹⁵.

Comment 8-15

13. In regard to Figure 1-5b, please quantify the NOx reductions to be achieved upon implementation of these other emission control measures, and the incremental NOx reductions to be achieved by Rule 2305 once the other control measures are implemented. | 8-15

Response to Comment 8-15

Chapter 4, *Environmental Impact Analysis and Mitigation Measures* analyzes NOx and PM 2.5 emission reductions expected as a result of implementation of the proposed project. Quantification of upcoming regulations is speculative and cannot reasonably be accomplished without sufficient details of the proposed regulatory approach. Three regulations that are imminent that are

¹⁴ <http://www.aqmd.gov/docs/default-source/planning/fbmsm-docs/preliminary-draft-staff-report.pdf>

¹⁵ <http://www.aqmd.gov/docs/default-source/planning/fbmsm-docs/preliminary-draft-staff-report.pdf>

sufficiently detailed (Advanced Clean Trucks, Low NOx Omnibus, Heavy Duty I/M) have been quantified and are included in the analysis within the EA and the Preliminary Draft Staff Report.

Comment 8-16

14. In the latest version of the draft rule (10/6/20), the rule is missing information needed to determine owners' and operators' WAIRE Points obligations. Specifically, the draft rule is lacking the Stringency and Annual Variable factors needed to compute an owner or operator's WAIRE Points obligation. The draft rule also provides that operators' obligations will depend in part on the provisions of the WAIRE Program Implementation Guidelines, which to our knowledge are not yet developed. Please explain how the District can assess the impacts of the rule when it doesn't yet know the extent of operators' compliance obligations. Any environmental review is premature until the District has fully defined the extent of operators' compliance obligations, including but not limited to how many points each warehouse will be required to earn.

8-16

Response to Comment 8-16

Chapter 2, *Proposed Project* includes a discussion of how to calculate and earn WAIRE points, and how to calculate the Warehouse Points Compliance Obligation (WPCO). The proposed stringency and the annual variable are included in the most recent draft rule language and the Preliminary Draft Staff Report. Although it is not feasible to determine which compliance actions each of the 2,902 warehouse operators will choose to comply with the proposed project at this time without undue speculation, South Coast AQMD used a good-faith effort to develop 18 WAIRE Points scenarios to represent a wide range of potential compliance options and modeled each of them. Warehouse operators may earn WAIRE Points through a Custom WAIRE Plan specific to their operation that satisfies prescribed performance metrics. In lieu of satisfying or to supplement earned WAIRE Points to meet the WPCO within each compliance year, a warehouse operator may choose to pay an optional mitigation fee to the South Coast AQMD that would be used in a mitigation program to achieve the emissions reductions. The selection of specific WAIRE Menu actions or WPCO compliance strategy (in the form of WAIRE Menu actions, a Custom WAIRE Plan, and/or the payment of mitigation fee) cannot be precisely forecasted at this time. The unknown is also driven by and dependent upon warehouse-specific factors, including, for example, the physical configuration of a warehouse and space available for EV charging infrastructure onsite. Environmental impacts of the proposed project were analyzed using conservative assumptions.

Comment 8-17

15. The Environmental Assessment should address the environmental impacts of manufacture, use, and disposal of batteries that will be used in the ZE and NZE trucks used in response to Rule 2305.

8-17

Response to Comment 8-17

The proposed project is intended to accelerate the use of ZE trucks and yard trucks that visit the warehouses in the South Coast AQMD region. Although the IS concluded that the proposed project is expected to result in less than significant impacts on hazardous materials and solid and hazardous waste, the EA analyzes the environmental issues associated with the increased disposal of batteries and hydrogen fuel cells and their potential impacts on the capacity of local recycling infrastructure in Chapter 4.3.4, *Operational Impacts in Excess of Capacity of Local Recycling Infrastructure*. Chapter 4.3, *Hazardous Materials and Solid and Hazardous Waste*, also analyzes the environmental issues associated with construction waste and transport, use, and disposal of LNG

fuel. The EA also analyzes the indirect impacts associated with the potential increase in mineral extraction and impacts on mineral resources in Chapter 4.5.1, *Indirect Impacts*. Additionally, the EA considers the environmental issues associated with mineral resources and increased disposal of batteries and hydrogen fuel cells in Chapter 6, *Other CEQA Considerations*, as required by CEQA Guidelines Section 15126(c).

Comment 8-18

16. The Environmental Assessment should address the source, availability, and cost of hydrogen fuel, and the environmental impacts associated with the production, transfer, and storage of hydrogen fuel used in response to Rule 2305. | 8-18

Response to Comment 8-18

The Draft WAIRE Menu Technical Report¹⁶ addresses hydrogen fueling station installation, usage, availability, and costs. Chapter 4, *Environmental Impact Analysis and Mitigation Measures* analyzes the environmental impacts associated with installation of a hydrogen fueling station as well as the quantity of fuel expected to be used as a result of the proposed project. The EA appropriately and conservatively analyzed the various reasonably foreseeable compliance actions as a result of the proposed project.

Comment 8-19

17. The Environmental Assessment should address the environmental impacts associated with the generation, importation, transmission, and distribution of electricity needed to power the ZE and NZE vehicles contemplated by the rule. Additionally, the Environmental Assessment should address the rule's impact on future rolling blackouts and California's dependence on importation of electricity generated in other states. | 8-19

Response to Comment 8-19

The environmental impacts associated with energy are addressed in Chapter 4.2, *Energy*. The increase in the need for utilities like SCE to expand their energy production, storage, and transmission lines is addressed in Chapter 6. If a rolling blackout were to occur, it would be temporary in nature and it is impossible to predict the frequency and duration of rolling blackouts. The EA appropriately and conservatively analyzes the reasonably foreseeable energy impacts as a result of the proposed project.

South Coast AQMD intends to conduct ongoing monitoring, review, and reporting on the performance of the WAIRE Program. These “check-ins” will provide useful information on implementation details and help identify effects from complying with the WAIRE Program. As part of the “check-ins,” South Coast AQMD will continue to engage and coordinate with the utilities sector about the effects of PSPS events on the implementation of the proposed project.

¹⁶ South Coast AQMD, March 3, 2020, Draft WAIRE Menu Technical Report. Accessed on December, 18, 2020. https://www.aqmd.gov/docs/default-source/planning/fbmsm-docs/waire-menu-technical-report_draft_3-3-20.pdf

Comment 8-20

18. The Environmental Assessment should address the potential disruption to supply chain and logistics, including to the distribution of medical equipment, vaccines, medical supplies, food, and other essential goods in emergency and non-emergency circumstances. | 8-20

Response to Comment 8-20

Based on the results of the IEc Study¹⁷, under the currently proposed rule stringency factor, the proposed project would not result in warehouse relocations out of South Coast AQMD's jurisdiction therefore no disruption to supply chain logistics is expected. Under the highest rule stringency factor of 0.0050 WAIRE Points per WATT, the proposed project would result in a maximum of six warehouse relocations. The analysis in the EA conservatively considers the potential for up to three warehouse relocations when analyzing the proposed project's environmental impacts. The proposed project does not include any provisions related to the distribution of any goods including medical equipment, vaccines, medical supplies, food, or other essential good in emergency and non-emergency circumstances. Therefore, no further analysis is necessary. Potential costs of the rule are presented in the Preliminary Draft Staff Report and in the upcoming Socioeconomic Impact Assessment. As described there, the costs anticipated from this rule are consistent with cost increases regularly experienced by industry (e.g., due to annually increasing rents), and disruptions to supply chains are therefore not expected.

Comment 8-21

19. The Environmental Assessment should address the uses and environmental impacts associated with trucks that will be replaced by the ZE and NZE vehicles that are purchased and used as a result of Rule 2305. | 8-21

Response 8-21

The transition to NZE and ZE trucks is discussed in Chapter 4.1.3.3, *Transition to NZE and ZE Trucks (Scenarios 1-6, 8-10, 12-14)* of the EA. In addition, as identified in the Draft WAIRE Menu Technical Report it is anticipated that the operating life of a truck is, on average, 12 years. The general characteristics and operations of truck fleets that serve the South Coast AQMD's jurisdiction are summarized in the Technical Memorandum on Truck Fleets that Serve Warehouses in SCAQMD Jurisdiction prepared by CALSTART¹⁸. It is anticipated that when warehouse operators replace trucks with NZE and ZE trucks some of the older trucks will be retired (i.e., scrapped) and some of these trucks would be transitioned to other uses or warehouses outside of South Coast AQMD's jurisdiction for trucks that are no longer eligible to access the San Pedro Bay Ports. However, even in this instance where the trucks are transitioned to other uses, it can be presumed that they would replace even older, higher emissions trucks in an operator's truck fleet. This assumption is based on the fact that the proposed project does not generate an increase in the national or even international demand for trucks used in the goods movement sector. Thus, operators that purchase the trucks replaced by NZE and ZE trucks pursuant to the proposed project would be replacing an existing truck that has aged out of or is nearing the end its useful life. These assumptions support the conclusion that the proposed project would result in a greater turnover of

¹⁷ IEc, Memorandum, ISR Relocation Model – Methodology.

¹⁸ CALSTART, Technical Memorandum on Truck Fleets that Serve Warehouses in SCAQMD Jurisdiction. [http://www.aqmd.gov/docs/default-source/planning/fbmsm-docs/iec_pr-2305-warehouse-relocation-report-\(12-23-20\).pdf](http://www.aqmd.gov/docs/default-source/planning/fbmsm-docs/iec_pr-2305-warehouse-relocation-report-(12-23-20).pdf)

diesel trucks to NZE and ZE trucks than would have occurred without implementation of the proposed project, and that there would be an emissions benefit from the proposed project due to its incentives for replacing older trucks with newer ones. Regardless of whether or not trucks are retired or transferred, there would be a reduction in emissions from replacement of an older truck. These potential reductions as a direct result of the proposed project are captured in the scenario modeling shown in Table 4.1-6 in the EA.

In addition, after the year 2023 the baseline fleet of trucks that are replaced are the same as the baseline fleet of trucks throughout the State due to CARB's Truck and Bus Rule¹⁹. Therefore, the majority of trucks in the state would be post-2010 trucks. In the event that a truck is sold early, prior to the end of its useful life, in order to purchase a new ZE truck for compliance with the WAIRE Program and the existing truck is sold elsewhere in the state, then the existing truck sold would be equal to the baseline fleet. Since the existing truck is still part of the baseline fleet in the state there would be no change in state-wide emissions. In addition, in the event that the oldest and most polluting truck is replaced, it is speculative to assume that if the oldest and most polluting truck is sold elsewhere in the state that it would be more polluting than the baseline fleet in that location regardless of where it is sold. Further, deployment of ZE and NZE trucks as a result of compliance with the proposed project does not restrict the use of ZE and NZE trucks to South Coast AQMD's jurisdiction. Therefore, it can be reasonably expected that ZE and NZE trucks will travel to other jurisdictions throughout the state (and potentially other states) to deliver goods and would create an air quality benefit.

It should also be noted that compliance with the proposed project does not increase the number of trucks or truck trips from the baseline of trucks in the South Coast AQMD. If truck owners are selling trucks outside of the South Coast AQMD or out of state, then these trucks are from businesses that are replacing trucks and are not being sold as a result of compliance with the proposed project.

Comment 8-22

20. Please explain whether traffic volumes used in the District's evaluation were pre-COVID traffic or projected post-COVID traffic. Please explain why the District chose as it did, and provide citation to all studies, surveys and other data from which the District obtained the traffic volumes used.

8-22

Thank you for your attention to these comments. Please include me on your list of persons to receive all future notices concerning this rule.

Response to Comment 8-22

In light of SB 743, the transportation analysis in this EA, as required by CEQA, does not look at "level of service" which would involve an analysis of traffic volumes but rather uses VMT. The measures put into place to slow the spread of COVID-19 resulted in significant changes in human activity and VMT. Most notable are the temporary reductions in both heavy-duty and light-duty VMT across the state's highways and local roads, and the resulting temporary emission reductions. In California, VMT fell to its lowest point in early- to mid-April, with an approximately 25 percent reduction in heavy-duty VMT and 50 to 60 percent reduction in light-duty VMT. Since that time,

¹⁹ California Air Resources Board, Truck and Bus Regulation. Accessed on 12/18/2020.
<https://ww2.arb.ca.gov/our-work/programs/truck-and-bus-regulation/about>

both heavy-duty and light-duty VMT have steadily increased, with heavy-duty VMT returning to pre-COVID-19 levels in early June. COVID-19 stay-at-home orders and related closures are temporary measures. While there is potential for changes made during this time to have far-reaching implications for transportation mode choice, shared mobility, vehicle choice, and VMT into the future, the medium- or long-term effects of the COVID-19 on VMT are uncertain at this point in time, and it would be speculative to estimate any potential long-term or permanent changes. Predicting the proposed project's physical impacts on the environment without firm evidence based on facts to support the analysis would require an engagement in speculation or conjecture that is inappropriate for an EA. Accordingly, the transportation impact analysis presented in this EA is generally based on the assumption that general behavior would be similar to conditions prior to the start of COVID-19 stay-at-home orders.

Comment Letter #9
General Motors Customer Care & Aftersales (CCA)
December 15, 2020

December 15, 2020

Mr. Ryan Bañuelos (c/o CEQA)
 South Coast Air Quality Management District (SCAQMD)
 21865 Copley Dr
 Diamond Bar, CA 91765-4178

Transmitted via e-mail

RE: Proposed Rule 2305 – Warehouse Indirect Source Rule – Warehouse Actions and Investments to Reduce Emissions (WAIRE) Program

Dear Mr. Bañuelos,

General Motors Customer Care & Aftersales (CCA) respectfully submits these comments to SCAQMD on Proposed Rule 2305 – Warehouse Indirect Source rule – Warehouse Actions and Investments to Reduce Emissions (WAIRE) Program. General Motors (GM) applauds SCAQMD for its efforts to reduce emissions through moving towards zero-emission truck fleets through the WAIRE Program and related California Environmental Quality Act (CEQA) Indirect Source Review (ISR) programs. GM is committed to a Zero Emissions future as well as sound regulatory policy that helps drive this vision.

9-1

To Not Hinder Emissions Reductions, Excess WAIRE Points Earned Should Not Expire

Section (d)(3)(B) states that ‘if a warehouse operator earns more WAIRE Points than is required for its annual Warehouse Points Compliance Obligation, then it may use those remaining WAIRE Points at the same warehouse to satisfy its Warehouse Points Compliance Obligation in any of the following three years’.

Recommendation: ‘If a warehouse operator earns more WAIRE Points than is required for its annual Warehouse Points Compliance Obligation, then it may use those remaining WAIRE Points at the same warehouse to satisfy its Warehouse Points Compliance Obligation in any following years.’

9-2

Warehouse owners and operators should be encouraged to go above and beyond the requirements of Proposed Rule 2305 and to do so as soon as possible. Limiting the lifetime of WAIRE points could have the unintended consequence of delaying or scaling back potential projects that might otherwise move forward. Further, larger projects in this regard encourage emission reductions faster resulting in the South Coast region meeting its targets earlier and providing tangible near-term benefits for local communities.

Comment Letter #9 (Continued)
General Motors Customer Care & Aftersales (CCA)

**Projects to Reduce Emissions Should be Allowed to be Started Immediately
(and still earn WAIRE points in the first year)**

During the PR2305 CEQA Scoping Meeting on December 2, 2020, it was stated that the installation of ZE Charging or Onsite Solar Panels prior to the first period warehouses can begin earning WAIRE points would not count for WAIRE points to be earned in the first year (currently written as the period of July 1, 2020 through June 30, 2021 in Draft PR2305 for 200,000+sq ft warehouses).

9-3

Recommendation: Allow warehouses that want to move quickly to purchase ZE or NZE vehicles, or that wish to install ZE Charging stations or onsite solar panels, to install these during the period from the date Rule 2305 is final until the start of each facility's first year WAIRE points obligation period and still accrue the WAIRE points to be used in the first year. Owners and operators that want to move quickly to reduce emissions should not be forced to wait to gain WAIRE points when such actions would effectively reduce emissions in the South Coast region faster.

Consider Adding Flexibility to Account for the Availability of ZE and NZE Trucks and Infrastructure

Warehouse owners and operators may not have control of the availability of ZE and NZE Trucks that meet operational requirements or the availability of the infrastructure necessary in which to use them for their operations. The California Air Resources Board (CARB) recognized the need to add flexibilities to account for these types of situations in the Fleet Rule for Innovative Transit (2023.4).

9-4

Recommendation: SCAQMD may want to consider adding similar flexibilities to Proposed Rule 2305 should ZE or NZE trucks that meet operational requirements for warehouses not be readily available in quantities needed to satisfy the demand as a result of this proposed rule. Similarly, SCAQMD may want to consider adding flexibility to account for site-specific infrastructure barriers or delays that may be outside the control of warehouse owners and operators.

GM believes Proposed Rule 2305 will support emission reductions necessary in the South Coast region and pave our shared path to a Zero Emissions future. We believe the above comments and recommendations will make Rule 2305 more flexible for warehouse Owners and Operators and will lead to further emission reductions faster. Questions about the above comments and recommendations can be directed to me and/or Todd Rouse, Environmental Policy Manager, at 419-205-2667 or todd.rouse@gm.com. Thank you for your attention on this matter.

Respectfully,

Carolyn Cooper
GM-CCA Leader – LA Complex
Phone: 586-335-0393
Email: carolyn.cooper@gm.com

Responses to Comment Letter #9

Comment 9-1

Dear Mr. Bañuelos,

General Motors Customer Care & Aftersales (CCA) respectfully submits these comments to SCAQMD on Proposed Rule 2305 – Warehouse Indirect Source rule – Warehouse Actions and Investments to Reduce Emissions (WAIRE) Program. General Motors (GM) applauds SCAQMD for its efforts to reduce emissions through moving towards zero-emission truck fleets through the WAIRE Program and related California Environmental Quality Act (CEQA) Indirect Source Review (ISR) programs. GM is committed to a Zero Emissions future as well as sound regulatory policy that helps drive this vision.

9-1

Response to Comment 9-1

This comment does not raise any issues related to the proposed project's impact on the physical environment under CEQA. No further response is necessary.

Comment 9-2

To Not Hinder Emissions Reductions, Excess WAIRE Points Earned Should Not Expire

Section (d)(3)(B) states that 'if a warehouse operator earns more WAIRE Points than is required for its annual Warehouse Points Compliance Obligation, then it may use those remaining WAIRE Points at the same warehouse to satisfy its Warehouse Points Compliance Obligation in any of the following three years'.

Recommendation: 'If a warehouse operator earns more WAIRE Points than is required for its annual Warehouse Points Compliance Obligation, then it may use those remaining WAIRE Points at the same warehouse to satisfy its Warehouse Points Compliance Obligation in any following years.'

Warehouse owners and operators should be encouraged to go above and beyond the requirements of Proposed Rule 2305 and to do so as soon as possible. Limiting the lifetime of WAIRE points could have the unintended consequence of delaying or scaling back potential projects that might otherwise move forward. Further, larger projects in this regard encourage emission reductions faster resulting in the South Coast region meeting its targets earlier and providing tangible near-term benefits for local communities.

9-2

Response to Comment 9-2

This comment does not raise any issues related to the proposed project's impact on the physical environment under CEQA. To the extent that the current proposal includes a three-year sunset on banked WAIRE Points, then warehouse operators would need to take more actions than are proposed by the commenter, and the analysis in the EA is conservative with regard to environmental impacts. As this comment is more related to the proposed rule rather than a CEQA comment, it will be responded to in the upcoming Draft Staff Report.

Comment 9-3**Projects to Reduce Emissions Should be Allowed to be Started Immediately (and still earn WAIRE points in the first year)**

During the PR2305 CEQA Scoping Meeting on December 2, 2020, it was stated that the installation of ZE Charging or Onsite Solar Panels prior to the first period warehouses can begin earning WAIRE points would not count for WAIRE points to be earned in the first year (currently written as the period of July 1, 2020 through June 30, 2021 in Draft PR2305 for 200,000+sq ft warehouses).

Recommendation: Allow warehouses that want to move quickly to purchase ZE or NZE vehicles, or that wish to install ZE Charging stations or onsite solar panels, to install these during the period from the date Rule 2305 is final until the start of each facility's first year WAIRE points obligation period and still accrue the WAIRE points to be used in the first year. Owners and operators that want to move quickly to reduce emissions should not be forced to wait to gain WAIRE points when such actions would effectively reduce emissions in the South Coast region faster.

9-3

Response to Comment 9-3

This comment does not raise any issues related to the proposed project's impact on the physical environment under CEQA. As this comment is more related to the proposed rule rather than a CEQA comment, it will be responded to in the upcoming Draft Staff Report.

Comment 9-4**Consider Adding Flexibility to Account for the Availability of ZE and NZE Trucks and Infrastructure**

Warehouse owners and operators may not have control of the availability of ZE and NZE Trucks that meet operational requirements or the availability of the infrastructure necessary in which to use them for their operations. The California Air Resources Board (CARB) recognized the need to add flexibilities to account for these types of situations in the Fleet Rule for Innovative Transit (2023.4).

Recommendation: SCAQMD may want to consider adding similar flexibilities to Proposed Rule 2305 should ZE or NZE trucks that meet operational requirements for warehouses not be readily available in quantities needed to satisfy the demand as a result of this proposed rule. Similarly, SCAQMD may want to consider adding flexibility to account for site-specific infrastructure barriers or delays that may be outside the control of warehouse owners and operators.

GM believes Proposed Rule 2305 will support emission reductions necessary in the South Coast region and pave our shared path to a Zero Emissions future. We believe the above comments and recommendations will make Rule 2305 more flexible for warehouse Owners and Operators and will lead to further emission reductions faster. Questions about the above comments and recommendations can be directed to me and/or Todd Rouse, Environmental Policy Manager, at 419-205-2667 or todd.rouse@gm.com. Thank you for your attention on this matter.

9-4

Response to Comment 9-4

This comment does not raise any issues related to the proposed project's impact on the physical environment under CEQA. However, it should be noted that to comply with the proposed project, a warehouse operator may choose from a variety of compliance strategies and actions on the WAIRE Menu to earn WAIRE points as discussed in Chapter 2, *Proposed Project*. As this comment is more related to the proposed rule rather than a CEQA comment, it will be responded to in the upcoming Draft Staff Report.

Comment Letter #10

**Earthjustice; East Yard Communities For Environmental Justice; Natural Resources
Defense Council; San Pedro & Peninsula Homeowners Coalition Sierra Club San Geronio
Chapter; Urban & Environmental Policy Institute**

December 15, 2020

EARTHJUSTICE
EAST YARD COMMUNITIES FOR ENVIRONMENTAL JUSTICE
NATURAL RESOURCES DEFENSE COUNCIL
SAN PEDRO & PENINSULA HOMEOWNERS COALITION
SIERRA CLUB SAN GORGONIO CHAPTER
URBAN & ENVIRONMENTAL POLICY INSTITUTE

December 15, 2020

Ryan Bañuelos
Air Quality Specialist, CEQA
South Coast Air Quality Management District
21865 Copley Drive
Diamond Bar, CA 91765
rbañuelos@aqmd.gov

**RE: Comments on Notice of Preparation of a Draft Environmental Assessment and Initial Study
for Proposed Rule 2305 and Proposed Rule 316**

Dear Mr. Bañuelos,

On behalf of the undersigned coalition of community and environmental organizations, we submit these comments on the South Coast Air Quality Management District's Notice of Preparation of a Draft Environmental Assessment and Initial Study (NOP/IS) for Proposed Rule 2305 and Proposed Rule 316.

We appreciate the opportunity to review the NOP/IS for the warehouse indirect source rule, a regulation that will have far-reaching health benefits in Southern California. The scope of the analysis, as identified in the document, is appropriate, and the "worst-case" approach employed in the NOP/IS offers a robust, comprehensive assessment of the potential adverse environmental impacts. To allow for full public participation and transparency, we request that all public comments on the NOP/IS be made available on the AQMD's website.

10-1

As stated in the NOP/IS, Proposed Rule 2305 is a critical regulatory measure that is necessary for the South Coast Air Basin to attain state and federal ambient air quality standards and meet greenhouse gas reduction targets.¹ Specifically, the purpose of the rule is to facilitate local and regional emission reductions from warehouses. Not only will this rule provide for necessary emission reductions, it is a long overdue move towards regulating an industry that imposes unacceptable health risks on nearby communities. The warehouse industry has been polluting overburdened communities for decades, and its continued growth in the region, particularly in the Inland Empire, will further perpetuate these harms absent meaningful and effective regulation. During the ongoing COVID-19 pandemic, warehouses are

10-2

¹ South Coast Air Quality Management District, Notice of Preparation of a Draft Environmental Assessment and Initial Study, Proposed Rules 2305 & 316, at 1-2, 1-16.

Comment Letter #10 (Continued)**Earthjustice; East Yard Communities For Environmental Justice; Natural Resources Defense Council; San Pedro & Peninsula Homeowners Coalition; Sierra Club San Geronimo Chapter; Urban & Environmental Policy Institute**

experiencing record profits while spewing toxic pollution in communities that are more vulnerable to the virus.²

10-2 cont.

This proposed rule has the potential to drastically reduce emissions of nitrogen oxides and particulate matter that disproportionately harm communities living near these facilities.³ But importantly, any actions undertaken by warehouses pursuant to this rule must prioritize the surrounding communities who bear the brunt of pollution from warehouse activities, and incentivize solutions that will actually reduce these health burdens.

10-3

The undersigned organizations, which include community groups with members who are impacted by warehouse operations every day, have repeatedly stressed that zero-emissions technology is the only viable solution to alleviate the serious air pollution-related health risks imposed on communities by this industry. We support the greater weighting for the acquisition and use of zero-emission technology and infrastructure in the WAIRE menu, as a shift towards zero-emissions will be crucial to lessening any potential adverse impacts that the rule may have on air quality and greenhouse gas emissions. The rule should not provide incentives for near-zero technology because this will only detract from the zero-emissions future that our communities have advocated for and lead to more combustion technologies.

10-4

Moreover, the Air District must ensure that the mitigation fund does not allow regulated facilities to simply pay their way to compliance. A “pay-to-pollute” scheme will not bring about the emissions reductions necessary for the region to meet state and federal air quality standards nor address the disproportionate pollution burdens faced by communities living near these facilities. Public health protection, rather than industry concerns, must guide the development of the warehouse indirect source rule.

10-5

We request that the Air District continue to seek input from community stakeholders as the agency moves forward with this rulemaking. Furthermore, we urge the Air District to adopt the warehouse indirect source rule as expeditiously as possible, and no later than next June.

10-6

Thank you for your consideration of these comments. We appreciate the Air District staff’s continued work on this lifesaving regulation and look forward to reviewing the draft Environmental Assessment.

Sincerely,

Regina Hsu
Adrian Martinez
Michelle Ghafar
Earthjustice
213-766-1059

² See Justin Ho, *As imports boom, warehouses fill up, and businesses face a storage shortage*, Marketplace (Oct. 1, 2020), <https://www.marketplace.org/2020/10/01/imports-boom-warehouses-fill-up-businesses-face-storage-shortage-online-shopping-covid19/>; Lisa Friedman, *New Research Links Air Pollution to Higher Coronavirus Death Rates*, New York Times (Apr. 7, 2020), available at <https://www.nytimes.com/2020/04/07/climate/air-pollution-coronavirus-covid.html>.

³ See *id.* at 2-1; Union of Concerned Scientists, *Inequitable Exposure to Air Pollution from Vehicles in California* (Feb. 2019), at 1-2, <https://www.ucsusa.org/sites/default/files/attach/2019/02/cv-air-pollution-CA-web.pdf>.

Comment Letter #10 (Continued)

**Earthjustice; East Yard Communities For Environmental Justice; Natural Resources
Defense Council; San Pedro & Peninsula Homeowners Coalition; Sierra Club San
Gorgonio Chapter; Urban & Environmental Policy Institute**

Taylor Thomas
East Yard Communities for Environmental Justice

Heather Kryczka
Natural Resources Defense Council

Peter M. Warren
San Pedro & Peninsula Homeowners Coalition

Mary Ann Ruiz
Sierra Club San Gorgonio Chapter

Jessica Tovar
Urban & Environmental Policy Institute

cc: Victor Juan
Program Supervisor
South Coast Air Quality Management District

Comment 10-1

Dear Mr. Bañuelos,

On behalf of the undersigned coalition of community and environmental organizations, we submit these comments on the South Coast Air Quality Management District's Notice of Preparation of a Draft Environmental Assessment and Initial Study (NOP/IS) for Proposed Rule 2305 and Proposed Rule 316.

We appreciate the opportunity to review the NOP/IS for the warehouse indirect source rule, a regulation that will have far-reaching health benefits in Southern California. The scope of the analysis, as identified in the document, is appropriate, and the "worst-case" approach employed in the NOP/IS offers a robust, comprehensive assessment of the potential adverse environmental impacts. To allow for full public participation and transparency, we request that all public comments on the NOP/IS be made available on the AQMD's website.

10-1

Response to Comment 10-1

The approach used to analyze the environmental impacts from the proposed project is summarized in Chapter 4.0.1, *Overview of Impact Analysis*.

Public comments received on the NOP/IS are included in this appendix (Appendix C).

Comment 10-2

As stated in the NOP/IS, Proposed Rule 2305 is a critical regulatory measure that is necessary for the South Coast Air Basin to attain state and federal ambient air quality standards and meet greenhouse gas reduction targets.¹ Specifically, the purpose of the rule is to facilitate local and regional emission reductions from warehouses. Not only will this rule provide for necessary emission reductions, it is a long overdue move towards regulating an industry that imposes unacceptable health risks on nearby communities. The warehouse industry has been polluting overburdened communities for decades, and its continued growth in the region, particularly in the Inland Empire, will further perpetuate these harms absent meaningful and effective regulation. During the ongoing COVID-19 pandemic, warehouses are

10-2

¹ South Coast Air Quality Management District, Notice of Preparation of a Draft Environmental Assessment and Initial Study, Proposed Rules 2305 & 316, at 1-2, 1-16.

experiencing record profits while spewing toxic pollution in communities that are more vulnerable to the virus.²

10-2 cont.

² See Justin Ho, *As imports boom, warehouses fill up, and businesses face a storage shortage*, Marketplace (Oct. 1, 2020), <https://www.marketplace.org/2020/10/01/imports-boom-warehouses-fill-up-businesses-face-storage-shortage-online-shopping-covid19/>; Lisa Friedman, *New Research Links Air Pollution to Higher Coronavirus Death Rates*, New York Times (Apr. 7, 2020), available at <https://www.nytimes.com/2020/04/07/climate/air-pollution-coronavirus-covid.html>.

Response to Comment 10-2

This comment does not raise any issues related to the proposed project's impact on the physical environment under CEQA. No further response is necessary.

Comment 10-3

This proposed rule has the potential to drastically reduce emissions of nitrogen oxides and particulate matter that disproportionately harm communities living near these facilities.³ But importantly, any actions undertaken by warehouses pursuant to this rule must prioritize the surrounding communities who bear the brunt of pollution from warehouse activities, and incentivize solutions that will actually reduce these health burdens.

10-3

³ See *id.* at 2-1; Union of Concerned Scientists, Inequitable Exposure to Air Pollution from Vehicles in California (Feb. 2019), at 1-2, <https://www.ucsusa.org/sites/default/files/attach/2019/02/cv-air-pollution-CA-web.pdf>.

Response to Comment 10-3

This comment does not raise any issues related to the proposed project's impact on the physical environment under CEQA. No further response is necessary.

Comment 10-4

The undersigned organizations, which include community groups with members who are impacted by warehouse operations every day, have repeatedly stressed that zero-emissions technology is the only viable solution to alleviate the serious air pollution-related health risks imposed on communities by this industry. We support the greater weighting for the acquisition and use of zero-emission technology and infrastructure in the WAIRE menu, as a shift towards zero-emissions will be crucial to lessening any potential adverse impacts that the rule may have on air quality and greenhouse gas emissions. The rule should not provide incentives for near-zero technology because this will only detract from the zero-emissions future that our communities have advocated for and lead to more combustion technologies.

10-4

Response to Comment 10-4

The use of ZE technology as the single, sole compliance option is included as an alternative to the proposed project and analyzed in Chapter 5, *Alternatives*. At the public hearing, the South Coast AQMD's Governing Board may choose to adopt the proposed project or to adopt a version of the rule such as one of the alternatives analyzed in Chapter 5, *Alternatives*.

Comment 10-5

Moreover, the Air District must ensure that the mitigation fund does not allow regulated facilities to simply pay their way to compliance. A "pay-to-pollute" scheme will not bring about the emissions reductions necessary for the region to meet state and federal air quality standards nor address the disproportionate pollution burdens faced by communities living near these facilities. Public health protection, rather than industry concerns, must guide the development of the warehouse indirect source rule.

10-5

Response to Comment 10-5

A "pay-to-pollute" structure is included as one of the areas of controversy raised by the public in Chapter 1.4, *Areas of Controversy*. While compliance options provide flexibility, there are constraints associated with transferring of WAIRE points as ways to prevent a "pay-to-pollute" structure. Additionally, fees collected will create a new source of funds to reduce pollution in the communities impacted by vehicles and other emissions sources associated with warehouses. Use of the mitigation fees will be prioritized in areas near the warehouses using this compliance option.

Comment 10-6

We request that the Air District continue to seek input from community stakeholders as the agency moves forward with this rulemaking. Furthermore, we urge the Air District to adopt the warehouse indirect source rule as expeditiously as possible, and no later than next June.

10-6

Thank you for your consideration of these comments. We appreciate the Air District staff's continued work on this lifesaving regulation and look forward to reviewing the draft Environmental Assessment.

Response to Comment 10-6

An overview of the various public meetings held in regard to the proposed project is detailed in Chapter 2, *Proposed Project*. In addition, the NOP/IS was released for a 32-day public review and comment period between November 13, 2020 and December 15, 2020. The Draft EA will be released for public review and comment period of no less than 45 days. The proposed project is currently planned to be presented to the South Coast AQMD's Governing Board for consideration for adoption at the April 2, 2021 meeting (date may be subject to change).

Comment Letter #11
Coalition for Clean Air
December 15, 2020



December 15, 2020

Ryan Bañuelos
 Air Quality Specialist
 South Coast Air Quality Management District (SCAQMD)
 21865 Copley Drive
 Diamond Bar CA 91765

Re: Comment on the Notice of Preparation (NOP) of the Draft Environmental Assessment and Initial Study (IS) for Proposed Rule 2305 – Warehouse Indirect Source Rule

Dear Mr. Bañuelos,

The Coalition for Clean Air (CCA) is writing in response to the Notice of Preparation (NOP) of the Draft Environmental Assessment (EA) and Initial Study (IS) for Proposed Rule (PR) 2305, the Warehouse Indirect Source Rule (ISR.) While we appreciate the work and the general direction of proposed language for PR 2305, we do have comments and concerns about the California Environmental Quality Act (CEQA) process. Our comments follow below:

11-1

Comment #1: The stringency of the points provision has yet to be determined. Absent complete information about the actual rule, SCAQMD cannot accurately assess its environmental impacts.

CEQA requires informed analyses and decisions. Yet, SCAQMD has not yet determined the stringency for PR 2305's points provision. The December 2, 2020 presentation only states: "Staff recommended stringency will be established before Draft Environmental Assessment is published."¹ The status over stringency becomes more muddled considering prior presentations. For example, the March 3, 2020 presentation stated SCAQMD intends to analyze stringency in the range of .0001 to .005.² A more recent presentation, however, refers to "hypothetical stringency" compliance scenarios ranging from .0002-.001.³ The stringency factor(s) should be known and publicly available prior to the Draft Environmental Assessment being conducted. This is especially important as SCAQMD plans to phase in rule stringency over time.

11-2

¹ SCAQMD, Proposed Rule 2305 – Warehouse Indirect Source Rule – Warehouse Actions and Investments to Reduce Emissions (WAIRE) Program; and Proposed Rule 316 – Fees for Regulation XXIII CEQA Scoping Meeting, December 2, 2020 (accessed December 15, 2020), http://www.aqmd.gov/docs/default-source/rule-book/Proposed-Rules/2305/pr2305pr316_ceqascoping_120220.pdf?sfvrsn=12, slide 14

² SCAQMD, Warehouse ISR Working Group, March 3, 2020 (accessed December 15, 2020), http://www.aqmd.gov/docs/default-source/planning/fbmsm-docs/whse_isr_slides_3-3-2020.pdf?sfvrsn=6, slide 15

³ SCAQMD, Warehouse ISR Working Group, October 30, 2020 (accessed December 15, 2020), <http://www.aqmd.gov/docs/default-source/planning/fbmsm-docs/presentation-slides-10-30-2020.pdf?sfvrsn=8>, slide 3

Comment Letter #11 (Continued)
Coalition for Clean Air

Further, not having a defined or even estimated stringency does not provide a full, accurate and consistent description of the project or its environmental impacts.

11-2

Comment #2: Dividing the warehouse and rail yard ISRs, along with Memoranda of Understanding with the ports and airports, could be interpreted as piecemealing. SCAQMD should demonstrate how these separate rules and efforts interact with each other to reduce emissions from the goods movement sector.

Initially, rules governing over warehouses were considered in the context of a suite of mobile source freight measures. While we understand that each indirect source requires different strategies to reduce emissions, the goods movement industry is tightly interconnected. Goods entering or leaving the ports will also be warehoused and transported by truck, rail, and/or air within the South Coast Air Basin. As such, PR 2305 and all other Facility-Based Mobile Source Measures should demonstrate how they interact with each other and reduce emissions from the goods movement industry. This is particularly important given the District's need to meet attainment of National Ambient Air Quality Standards as well as reduce diesel particulate matter throughout the South Coast Basin.

11-3

Ultimately, the warehouse ISR and all Facility-Based Mobile Source Measurements must achieve real, meaningful, and expedient emissions reductions in the South Coast Air Basin. Thank you for your consideration of our comments.

Sincerely,



Christopher Chavez
Deputy Policy Director

Cc:
Ian McMillan, Planning and Rules Manager, SCAQMD
Victor Juan, Program Supervisor, SCAQMD

Comment 11-1

Dear Mr. Bañuelos,

The Coalition for Clean Air (CCA) is writing in response to the Notice of Preparation (NOP) of the Draft Environmental Assessment (EA) and Initial Study (IS) for Proposed Rule (PR) 2305, the Warehouse Indirect Source Rule (ISR.) While we appreciate the work and the general direction of proposed language for PR 2305, we do have comments and concerns about the California Environmental Quality Act (CEQA) process. Our comments follow below:

11-1

Response to Comment 11-1

This comment does not raise any issues related to the proposed project's impact on the physical environment under CEQA. No further response is necessary.

Comment 11-2

Comment #1: The stringency of the points provision has yet to be determined. Absent complete information about the actual rule, SCAQMD cannot accurately assess its environmental impacts.

CEQA requires informed analyses and decisions. Yet, SCAQMD has not yet determined the stringency for PR 2305's points provision. The December 2, 2020 presentation only states: "Staff recommended stringency will be established before Draft Environmental Assessment is published."¹ The status over stringency becomes more muddled considering prior presentations. For example, the March 3, 2020 presentation stated SCAQMD intends to analyze stringency in the range of .0001 to .005.² A more recent presentation, however, refers to "hypothetical stringency" compliance scenarios ranging from .0002-.001.³ The stringency factor(s) should be known and publicly available prior to the Draft Environmental Assessment being conducted. This is especially important as SCAQMD plans to phase in rule stringency over time.

11-2

Further, not having a defined or even estimated stringency does not provide a full, accurate and consistent description of the project or its environmental impacts.

11-2

Response to Comment 11-2

The proposed project currently proposed rule stringency factor of 0.0025 WAIRE Points per WATT was presented and discussed in the Warehouse ISR Working Group Meetings held on December 17, 2020²⁰ and is included in the Preliminary Draft Staff Report. A discussion of stringency is included in Chapter 2, *Proposed Project*. Chapter 4, *Environmental Impact Analysis and Mitigation Measures* includes an analysis of the proposed project's potential direct, indirect, and cumulative environmental impacts from compliance responses on air quality and GHG emissions, energy, hazardous materials and solid and hazardous waste from increased disposal of batteries and hydrogen fuel cells, and transportation.

²⁰ South Coast AQMD, December 17, 2020, Warehouse ISR Working Group. Accessed on December, 18, 2020. <https://www.aqmd.gov/docs/default-source/planning/fbmsm-docs/warehouse-isr-presentation-121720.pdf>

Comment 11-3

Comment #2: Dividing the warehouse and rail yard ISRs, along with Memoranda of Understanding with the ports and airports, could be interpreted as piecemealing. SCAQMD should demonstrate how these separate rules and efforts interact with each other to reduce emissions from the goods movement sector.

Initially, rules governing over warehouses were considered in the context of a suite of mobile source freight measures. While we understand that each indirect source requires different strategies to reduce emissions, the goods movement industry is tightly interconnected. Goods entering or leaving the ports will also be warehoused and transported by truck, rail, and/or air within the South Coast Air Basin. As such, PR 2305 and all other Facility-Based Mobile Source Measures should demonstrate how they interact with each other and reduce emissions from the goods movement industry. This is particularly important given the District's need to meet attainment of National Ambient Air Quality Standards as well as reduce diesel particulate matter throughout the South Coast Basin.

Ultimately, the warehouse ISR and all Facility-Based Mobile Source Measurements must achieve real, meaningful, and expedient emissions reductions in the South Coast Air Basin. Thank you for your consideration of our comments.

11-3

Response to Comment 11-3

As discussed in Chapter 1, *Background*, South Coast AQMD is required to adopt an air quality management plan (AQMP) demonstrating how measures taken will ensure attainment of all federal ambient air quality standards for the areas under the South Coast AQMD's jurisdiction. To meet air pollution reduction goals, the 2016 AQMP contains a variety of control measures, including Facility Based Mobile Source Measures (FBMSMs), also known as indirect source measures or rules. The FBMSMs described in the 2016 AQMPD are concentrated on the four sectors of the goods movement industry: commercial marine ports, rail yards, warehouse distribution centers, and commercial airports. Of these FBMSMs, Control Measure MOB-03 – Emissions Reductions at Warehouse Distribution Centers committed to exploring how to achieve emissions reductions from the warehouse sector.

Additionally, after the adoption of the 2016 AQMP, South Coast AQMD staff convened a working group to explore potential voluntary and regulatory approaches for warehouses²¹, consistent with what was outlined in the 2016 AQMP for Control Measure MOB-03. In May 2018, the South Coast AQMD's Governing Board directed staff to initiate rulemaking for a warehouse Indirect Source Rule (ISR)²², namely PR 2305 and PR 316. Although the FBMSMs are being undertaken in separate rulemaking efforts, this does not constitute piecemealing. The piecemeal review under CEQA is based on if there is substantial evidence in the record that future decisions linked in some way and do not exhibit independent utility. Since the four sectors of the goods movement industry are unique and have taken on different approaches (incentives-based or rulemaking) because of the different, independent sectors they affect, implementing FBMSMs for railyards, ports, and airports is not linked to the proposed project.

²¹ Presentation materials from this process are available here: <http://www.aqmd.gov/home/air-quality/clean-air-plans/air-quality-mgt-plan/facility-based-mobile-source-measures/fbmsm-mtngs>

²² <http://www.aqmd.gov/docs/default-source/Agendas/Governing-Board/2018/2018-may4-032.pdf>
<http://www.aqmd.gov/docs/default-source/Agendas/Governing-Board/2018/2018-jun1-001.pdf>

Comment Letter #12

Inland Empire Economic Partnership and the Southern California Logistics Council

December 15, 2020



December 15, 2020

Mr. Ryan Bañuelos
c/o CEQA
South Coast Air Quality Management District
21865 Copley Drive
Diamond Bar, California 91765-4178

**Re: COMMENTS ON NOTICE OF PREPARATION AND INITIAL STUDY FOR
PROPOSED RULE 2305**

Dear Mr. Bañuelos:

On behalf of the Inland Empire Economic Partnership (IEEP) and the Southern California Logistics Council (SCLC), I write to submit comments on the notice of preparation and initial study for proposed rule 2305 – warehouse indirect source rule - warehouse actions and investments to reduce emissions (WAIRE) program; and proposed rule 316 – fees for regulation xxiii.

IEEP's mission is to serve as the two-county region's voice for business and quality of life. Our membership, a collection of large employers in the private and public sectors, is dedicated to creating economic opportunities that promote a better quality of life for our region of 4.6 million people. The SCLC works to address issues facing the logistics industry throughout Southern California. The goods movement industry represents almost 195,000 workers in San Bernardino and Riverside counties and is the largest employment sector in the region. A significant portion of our membership is involved on a daily basis in the support and development of distribution warehouses that are integral to the Southern California logistics industry. As such, we bring a unique perspective that has helped identify a number of points of concern.

12-1

The proposed rule has the potential to undermine an industry that has been critical to the health and economic well-being of the Inland Empire region. The logistics industry has and continues to play a key role in our response to the COVID-19 pandemic—not only in the distribution of medical supplies, vaccines, and equipment, but also in the delivery of goods to a public that has become increasingly dependent on e-commerce. The logistics industry has also helped the Inland Empire weather the economic fallout resulting from the pandemic. The South Coast Air Quality Management District (AQMD) should explain why it is pursuing a regulation targeting an essential sector that serves as a lifeline to our region and the Nation in the midst of the COVID-19 pandemic. As drafted, this regulation has the potential to result in severe impacts to this crucial industry at a time in which we can least afford it.

12-2

Comment Letter #12 (Continued)**Inland Empire Economic Partnership and the Southern California Logistics Council**

The proposed rule sets timeframes that make it virtually impossible for most distribution warehouse operators to comply. Under the draft rule, reporting obligations begin only 60 days from rule adoption, and the substantive WAIRE Points obligations will commence as soon as July, 2021. Many warehouse operators are not structured or staffed with the systems and personnel needed to comply with the proposed rule. They generally lack personnel with the expertise to distinguish among the various classes of trucks, and they lack systems needed to gather the information required to be reported. It will divert industry resources and attention to this rule at a time when the industry needs to maintain focus on the efficient and reliable delivery of medical supplies, vaccines, equipment, food, and other essential goods.

12-3

The proposed rule fails to target the source of pollution. The AQMD has stated over the years that warehouses and distribution centers are not a significant source of pollution. Rather, it is the cars and trucks that come to their facility that are the source of pollution. However, instead of examining alternatives such as stricter engine emission standards by the California Air Resources Board, or requiring owners of truck fleets to phase in zero-emission and near zero-emission vehicles it places the onus on an industry that often times does not have a say on the types of trucks that arrive at their facility. AQMD should focus its efforts on targeting mobile sources of pollution that are the source of the problem. While AQMD does not have the statutory authority to regulate mobile sources, it can advocate for policies on the state and national levels that will help that district come into compliance with state and federal goals.

12-4

IEEP supports efforts to improve the air quality in our communities. We believe the approach proposed in the aforementioned rule is not the correct way to achieve those improvements. Thank you.

Sincerely,



Luis Portillo
Director of Public Policy
Inland Empire Economic Partnership

Comment 12-1

On behalf of the Inland Empire Economic Partnership (IEEP) and the Southern California Logistics Council (SCLC), I write to submit comments on the notice of preparation and initial study for proposed rule 2305 – warehouse indirect source rule - warehouse actions and investments to reduce emissions (WAIRE) program; and proposed rule 316 – fees for regulation xxiii.

IEEP’s mission is to serve as the two-county region’s voice for business and quality of life. Our membership, a collection of large employers in the private and public sectors, is dedicated to creating economic opportunities that promote a better quality of life for our region of 4.6 million people. The SCLC works to address issues facing the logistics industry throughout Southern California. The goods movement industry represents almost 195,000 workers in San Bernardino and Riverside counties and is the largest employment sector in the region. A significant portion of our membership is involved on a daily basis in the support and development of distribution warehouses that are integral to the Southern California logistics industry. As such, we bring a unique perspective that has helped identify a number of points of concern.

12-1

Response to Comment 12-1

This comment does not raise any issues related to the proposed project’s impact on the physical environment under CEQA. No further response is necessary. As this comment is more related to the proposed rule rather than a CEQA comment, it will be responded to in the upcoming Draft Staff Report.

Comment 12-2

The proposed rule has the potential to undermine an industry that has been critical to the health and economic well-being of the Inland Empire region. The logistics industry has and continues to play a key role in our response to the COVID-19 pandemic—not only in the distribution of medical supplies, vaccines, and equipment, but also in the delivery of goods to a public that has become increasingly dependent on e-commerce. The logistics industry has also helped the Inland Empire weather the economic fallout resulting from the pandemic. The South Coast Air Quality Management District (AQMD) should explain why it is pursuing a regulation targeting an essential sector that serves as a lifeline to our region and the Nation in the midst of the COVID-19 pandemic. As drafted, this regulation has the potential to result in severe impacts to this crucial industry at a time in which we can least afford it.

12-2

Response to Comment 12-2

The need for the proposed project is addressed in Chapter 1 of the Preliminary Draft Staff Report²³. This comment does not raise any issues related to the proposed project’s impact on the physical environment under CEQA. In addition, Chapter 5, *Alternatives* includes a “no project” alternative and at the public hearing, the Governing Board may choose to adopt the proposed project or to adopt a version of the rule such as one of the alternatives analyzed in Chapter 5, *Alternatives*.

Chapter 4, *Environmental Impact Analysis and Mitigation Measures* includes an analysis of the proposed project’s potential direct, indirect, and cumulative environmental impacts from compliance responses on air quality and GHG emissions, energy, hazardous materials and solid and hazardous waste from increased disposal of batteries and hydrogen fuel cells, and

²³ <http://www.aqmd.gov/docs/default-source/planning/fbmsm-docs/preliminary-draft-staff-report.pdf>

transportation. As this comment is more related to the proposed rule rather than a CEQA comment, it will be responded to in the upcoming Draft Staff Report.

Comment 12-3

The proposed rule sets timeframes that make it virtually impossible for most distribution warehouse operators to comply. Under the draft rule, reporting obligations begin only 60 days from rule adoption, and the substantive WAIRE Points obligations will commence as soon as July, 2021. Many warehouse operators are not structured or staffed with the systems and personnel needed to comply with the proposed rule. They generally lack personnel with the expertise to distinguish among the various classes of trucks, and they lack systems needed to gather the information required to be reported. It will divert industry resources and attention to this rule at a time when the industry needs to maintain focus on the efficient and reliable delivery of medical supplies, vaccines, equipment, food, and other essential goods.

12-3

Response to Comment 12-3

This comment does not raise any issues related to the proposed project's impact on the physical environment under CEQA. As this comment is more related to the proposed rule rather than a CEQA comment, it will be responded to in the upcoming Draft Staff Report.

Comment 12-4

The proposed rule fails to target the source of pollution. The AQMD has stated over the years that warehouses and distribution centers are not a significant source of pollution. Rather, it is the cars and trucks that come to their facility that are the source of pollution. However, instead of examining alternatives such as stricter engine emission standards by the California Air Resources Board, or requiring owners of truck fleets to phase in zero-emission and near zero-emission vehicles it places the onus on an industry that often times does not have a say on the types of trucks that arrive at their facility. AQMD should focus its efforts on targeting mobile sources of pollution that are the source of the problem. While AQMD does not have the statutory authority to regulate mobile sources, it can advocate for policies on the state and national levels that will help that district come into compliance with state and federal goals.

12-4

IEEP supports efforts to improve the air quality in our communities. We believe the approach proposed in the aforementioned rule is not the correct way to achieve those improvements. Thank you.

Response to Comment 12-4

The proposed project seeks to achieve emission reductions of NO_x and PM, including DPM, from the mobile sources of pollution that visit warehouses by allowing warehouse operators to choose from a variety of compliance options. These compliance options are focused on achieving emission reductions from the mobile sources which are the sources of pollution or exposure reductions from the emissions of those emission sources. The suggestions for other emission reduction strategies by the commenter are also being pursued in parallel with the proposed project. Additional discussion is included in the Preliminary Draft Staff Report.

Comment Received During the Scoping Meeting on December 2, 2020

Summary of Scoping Meeting Comment

Frances Keeler, California Council for Environmental and Economic Balance (CCEEB): How are you handling diesel trucks that are being replaced with EV trucks? What are the impacts from diesel trucks being transferred somewhere else?

Response to Scoping Meeting Comment

The transition to NZE and ZE trucks is discussed in Chapter 4.1.3.3, *Transition to NZE and ZE Trucks (Scenarios 1-6, 8-10, 12-14)* of the EA. In addition, as identified in the Draft WAIRE Menu Technical Report it is anticipated that the operating life of a truck is, on average, 12 years. The general characteristics and operations of truck fleets that serve the South Coast AQMD's jurisdiction are summarized in the Technical Memorandum on Truck Fleets that Serve Warehouses in SCAQMD Jurisdiction prepared by CALSTART⁴. It is anticipated that when warehouse operators replace trucks with NZE and ZE trucks some of the older trucks will be retired (i.e., scrapped) and some of these trucks would be transitioned to other uses or warehouses outside of South Coast AQMD's jurisdiction for trucks that are no longer eligible to access the San Pedro Bay Ports. However, even in this instance where the trucks are transitioned to other uses, it can be presumed that they would replace even older, higher emissions trucks in an operator's truck fleet. This assumption is based on the fact that the proposed project does not generate an increase in the national or even international demand for trucks used in the goods movement sector. Thus, operators that purchase the trucks replaced by NZE and ZE trucks pursuant to the proposed project would be replacing an existing truck that has aged out of or is nearing the end its useful life. These assumptions support the conclusion that the proposed project would result in a greater turnover of diesel trucks to NZE and ZE trucks than would have occurred without implementation of the proposed project, and that there would be an emissions benefit from the proposed project due to its incentives for replacing older trucks with newer ones. Regardless of whether or not trucks are retired or transferred, there would be a reduction in emissions from replacement of an older truck. These potential reductions as a direct result of the proposed project are captured in the scenario modeling shown in Table 4.1-6 in the EA.

In addition, after the year 2023 the baseline fleet of trucks that are replaced are the same as the baseline fleet of trucks throughout the State due to CARB's Truck and Bus Rule²⁴. Therefore, the majority of trucks in the state would be post-2010 trucks. In the event that a truck is sold early, prior to the end of its useful life, in order to purchase a new ZE truck for compliance with the WAIRE Program and the existing truck is sold elsewhere in the state, then the existing truck sold would be equal to the baseline fleet. Since the existing truck is still part of the baseline fleet in the state there would be no change in state-wide emissions. In addition, in the event that the oldest and most polluting truck is replaced, it is speculative to assume that if the oldest and most polluting truck is sold elsewhere in the state that it would be more polluting than the baseline fleet in that location regardless of where it is sold. Further, deployment of ZE and NZE trucks as a result of compliance with PR 2305 does not restrict the use of ZE and NZE trucks to South Coast AQMD's jurisdiction. Therefore, it can be reasonably expected that ZE and NZE trucks will travel to other

²⁴ California Air Resources Board, Truck and Bus Regulation. Accessed on 12/18/2020.
<https://ww2.arb.ca.gov/our-work/programs/truck-and-bus-regulation/about>

jurisdictions throughout the state (and potentially other states) to deliver goods and would create an air quality benefit.

It should also be noted that compliance with the proposed project does not increase the number of trucks or truck trips from the baseline of trucks in the South Coast AQMD. If truck owners are selling trucks outside of the South Coast AQMD or out of state, then these trucks are from businesses that are replacing trucks and are not being sold as a result of compliance with the proposed project.

APPENDIX D

CalEEMod[®] Files and Assumptions

WAIRE Program Air Quality and Greenhouse Gas Appendix

**Air Quality and Greenhouse Gas Emissions:
Final Year Compliance Summary Sheets**

Summary of GHG Emissions from the Proposed Project at Compliance Year 10

Activity	Compliance Year 2031 CO ₂ eq (MT/year ^a)
Scenario 1	
GHG Emissions Reduction Benefits from Scenario 1	0
Worst Case (Up to Three) Relocation Impacts	5,902
Total	5,902
Significance Threshold	10,000
Exceed Significance?	NO
Scenario 2	
GHG Emissions Reduction Benefits from Scenario 2	0
Worst Case (Up to Three) Relocation Impacts	5,902
Total	5,902
Significance Threshold	10,000
Exceed Significance?	NO
Scenario 3	
GHG Emissions Reduction Benefits from Scenario 3	0
Worst Case (Up to Three) Relocation Impacts	5,902
Total	5,902
Significance Threshold	10,000
Exceed Significance?	NO
Scenario 4	
GHG Emissions Reduction Benefits from Scenario 4	0
Worst Case (Up to Three) Relocation Impacts	5,902
Total	5,902
Significance Threshold	10,000
Exceed Significance?	NO
Scenario 5	
GHG Emissions Reduction Benefits from Scenario 5	0
Worst Case (Up to Three) Relocation Impacts	5,902
Total	5,902
Significance Threshold	10,000
Exceed Significance?	NO
Scenario 6 – ZE Charger Installation and Electric Trucks	
ZE Charger Installation Amortized Over 30 Years	380
GHG Emissions Reduction Benefits from Scenario 6	-439,009
Worst Case (Up to Three) Relocation Impacts	5,902
Electricity from ZE Trucks	104,068
Total	-328,659
Significance Threshold	10,000
Exceed Significance?	NO

Summary of GHG Emissions from the Proposed Project at Compliance Year 10

Activity	Compliance Year 2031 CO ₂ eq (MT/year ^a)
Scenario 7	
GHG Emissions Reduction Benefits from Scenario 7	0
Worst Case (Up to Three) Relocation Impacts	5,902
Total	5,902
Significance Threshold	10,000
Exceed Significance?	NO
Scenario 8	
GHG Emissions Reduction Benefits from Scenario 8	0
Worst Case (Up to Three) Relocation Impacts	5,902
Total	5,902
Significance Threshold	10,000
Exceed Significance?	NO
Scenario 9	
GHG Emissions Reduction Benefits from Scenario 9	0
Worst Case (Up to Three) Relocation Impacts	5,902
Total	5,902
Significance Threshold	10,000
Exceed Significance?	NO
Scenario 10	
GHG Emissions Reduction Benefits from Scenario 9	0
Worst Case (Up to Three) Relocation Impacts	5,902
Total	5,902
Significance Threshold	10,000
Exceed Significance?	NO
Scenario 11 – Solar Panels	
GHG Emissions Reduction Benefits from Scenario 11	-1,644,880
Worst Case (Up to Three) Relocation Impacts	5,902
Total	-1,638,978
Significance Threshold	10,000
Exceed Significance?	NO
Scenario 12 – Hydrogen Fueling Infrastructure and Trucks	
Hydrogen Fueling Infrastructure Installation Amortized Over 30 Years	2,512
GHG Emissions Reduction Benefits from Scenario 12	-411,519
Worst Case (Up to Three) Relocation Impacts	5,902
Total	-403,105
Significance Threshold	10,000
Exceed Significance?	NO

Summary of GHG Emissions from the Proposed Project at Compliance Year 10

Activity	Compliance Year 2031 CO ₂ eq (MT/year ^a)
Scenario 13	
GHG Emissions Reduction Benefits from Scenario 13	-483,601
Worst Case (Up to Three) Relocation Impacts	5,902
Total	-477,699
Significance Threshold	10,000
Exceed Significance?	NO
Scenario 14	
GHG Emissions Reduction Benefits from Scenario 14	-314,164
Worst Case (Up to Three) Relocation Impacts	5,902
Total	-308,262
Significance Threshold	10,000
Exceed Significance?	NO
Scenario 15 – High Efficiency Filtration Systems	
Electricity from MERV-16 HVACs	89,533
GHG Emissions Reduction Benefits from Scenario 15	0
Worst Case (Up to Three) Relocation Impacts	5,902
Total	95,435
Significance Threshold	10,000
Exceed Significance?	YES
Scenario 16	
GHG Emissions Reduction Benefits from Scenario 16	0
Worst Case (Up to Three) Relocation Impacts	5,902
Total	5,902
Significance Threshold	10,000
Exceed Significance?	NO
Scenario 17	
GHG Emissions Reduction Benefits from Scenario 17	0
Worst Case (Up to Three) Relocation Impacts	5,902
Total	5,902
Significance Threshold	10,000
Exceed Significance?	NO
Scenario 18 – ZE Cargo Handling Equipment	
Electricity from ZE Cargo Handling Equipment	18,650
GHG Emissions Reduction Benefits from Scenario 18	-144,896
Worst Case (Up to Three) Relocation Impacts	5,902
Total	-120,344
Significance Threshold	10,000
Exceed Significance?	NO

Compliance Year 10 (Year 2031) AQ Summary

Scenario	NOx Reduction (lbs/day)	Up to Three Relocations NOx (lbs/day)	Construction NOx Year 2031 (lbs/day)	Total NOx (lbs/day)	Threshold NOx	Exceeds Threshold
Scenario 1	5,865	73.6	0	-5,791	55	No
Scenario 2	6,184	73.6	0	-6,110	55	No
Scenario 3	6,951	73.6	0	-6,877	55	No
Scenario 4	3,555	73.6	0	-3,481	55	No
Scenario 5	3,253	73.6	0	-3,179	55	No
Scenario 6	2,853	73.6	6	-2,773	55	No
Scenario 7	40,644	73.6	0	-40,570	55	No
Scenario 7a	5,429	73.6	0	-5,355	55	No
Scenario 8	4,089	73.6	0	-4,015	55	No
Scenario 9	2,755	73.6	0	-2,681	55	No
Scenario 10	3,097	73.6	0	-3,023	55	No
Scenario 11	25,765	73.6	0	-25,691	55	No
Scenario 12	3,992	73.6	49	-3,869	55	No
Scenario 13	1,583	73.6	0	-1,509	55	No
Scenario 14	1,028	73.6	0	-954	55	No
Scenario 15	0	73.6	0	74	55	Yes
Scenario 16	0	73.6	0	74	55	Yes
Scenario 17	199	73.6	0	-125	55	No
Scenario 18	171	73.6	0	-97	55	No
Max. Potential Reduction	40,644					
Min. Potential Reduction	0					

PM10 Reduction (lbs/day)	Up to Three Relocations PM10 (lbs/day)	Construction PM10 Year 2031 (lbs/day)	Total PM10 (lbs/day)	Threshold NOx	Exceeds Threshold
45	0.6	0	-44.4	150	No
48	0.6	0	-47.4	150	No
51	0.6	0	-50.4	150	No
27	0.6	0	-26.4	150	No
23	0.6	0	-22.4	150	No
17	0.6	0.3	-16.1	150	No
16	0.6	0	-15.4	150	No
42	0.6	0	-41.4	150	No
27	0.6	0	-26.4	150	No
18	0.6	0	-17.4	150	No
19	0.6	0	-18.4	150	No
0	0.6	0	0.6	150	No
28	0.6	2	-25.0	150	No
34	0.6	0	-33.4	150	No
22	0.6	0	-21.4	150	No
0	0.6	0	0.6	150	No
0	0.6	0	0.6	150	No
6	0.6	0	-5.4	150	No
51					
0					

FINAL YEAR (2031) GHG BENEFITS

Scenario	GHG Reduction (MTCO ₂ e/year)
Scenario 1	0
Scenario 2	0
Scenario 3	0
Scenario 4	0
Scenario 5	0
Scenario 6	439,009
Scenario 7	0
Scenario 7a	0
Scenario 8	0
Scenario 9	0
Scenario 10	0
Scenario 11	1,644,880
Scenario 12	411,519
Scenario 13	483,601
Scenario 14	314,164
Scenario 15	0
Scenario 16	0
Scenario 17	0
Scenario 18	144,896
Max. Potential Reduction	1,644,880
Min. Potential Reduction	0

Energy Consumption Calculations

Electric Truck Energy Consumption

Southern California Edison Carbon Intensity Factors

SCE CO₂e Intensity Factor¹ 329 pounds per megawatt hour

CO ₂ : ^{1,3}	326	pounds per megawatt hour
CH ₄ : ⁴	0.029	pound per megawatt hour
N ₂ O: ⁴	0.00617	pound per megawatt hour

¹ Based on CO₂e intensity factor of 534 pounds per megawatt hour and adjusted to reflect Senate Bill 100 ; Southern California Edison. 2020. 2019 Sustainability Report. <https://www.edison.com/content/dam/eis/documents/sustainability/eis-2019-sustainability-report.pdf>

² For purposes of the analysis, as the project has a buildout year of 2026, it is anticipated that SCE would meet the 2024 RPS target of 44 percent renewables as established under Senate Bill 100.

³ Based on Intergovernmental Panel on Climate Change Fourth Assessment Report global warming potentials for CH₄ and N₂O; Intergovernmental Panel on Climate Change (IPCC). 2007. Fourth Assessment Report: Climate Change 2007.

⁴ CalEEMod default values.

Global Warming Potentials (GWP)		
	AR4	AR5
CO ₂	1	1
CH ₄	25	28
N ₂ O	298	265

Based on Intergovernmental Panel on Climate Change Fourth Assessment Report global warming potentials for CH₄ and N₂O; Intergovernmental Panel on Climate Change (IPCC).

Conversion Factors (MT/kWh)				
CO ₂ ***	CH ₄ ***	N ₂ O***	CO ₂ e	CO ₂ e
lbs/Mwh	lbs/Mwh	lbs/Mwh	lbs/Mwh	MT/Kwh
326	0.72500	1.83866	329.00	0.000149

Trucks (Number of trucks bought in each year)

Scenario	yr1	yr2	yr3	yr4	yr5	yr6	yr7	yr8	yr9	yr10
Sc6- Chargers	1,857	1,023	1,192	119	132	127	119	110	99	85
# Class 6 Trucks										
Sc6	0	3,471	5,447	4,355	4,242	2,606	1,162	726	260	199
# Class 8 Trucks										
Sc6	0	4	50	111	105	34	5	0	0	0

Truck Energy Use (kWh/day)¹:

6.53

Operational Days/Year:

365

¹ Green Transportation Summit & Expo. 2018, April 17. Making Electrification Work: How to Successfully Deploy HDEVs A Yard Truck Case Study. <https://www.gtsummitexpo.socialenterprises.net/program/2018presentations/MikeSaxton.pdf>

Electric Truck Energy Use (kWh)										
Scenario	yr1	yr2	yr3	yr4	yr5	yr6	yr7	yr8	yr9	yr10
# Class 6 Trucks										
Sc6	0	0	185,440,389	332,161,303	460,832,088	563,325,694	619,721,124	647,978,708	662,736,111	669,605,936
# Class 8 Trucks										
Sc6	0	0	2,604,277	9,833,391	19,532,077	25,773,361	27,524,513	27,749,020	27,749,020	27,749,020

Electric Truck Energy Use (MWh)										
Scenario	yr1	yr2	yr3	yr4	yr5	yr6	yr7	yr8	yr9	yr10
# Class 6 Trucks										
Sc6	0	0	185,440	332,161	460,832	563,326	619,721	647,979	662,736	669,606
# Class 8 Trucks										
Sc6	0	0	2,604	9,833	19,532	25,773	27,525	27,749	27,749	27,749

Electric Truck Energy Use (GWh)										
Scenario	yr1	yr2	yr3	yr4	yr5	yr6	yr7	yr8	yr9	yr10
# Class 6 Trucks										
Sc6	0.000	0.000	185.440	332.161	460.832	563.326	619.721	647.979	662.736	669.606
# Class 8 Trucks										
Sc6	0.000	0.000	2.604	9.833	19.532	25.773	27.525	27.749	27.749	27.749
TOTAL GWh	0.000	0.000	188.045	341.995	480.364	589.099	647.246	675.728	690.485	697.355

Electric Truck Energy Use (GHG)										
Scenario	yr1	yr2	yr3	yr4	yr5	yr6	yr7	yr8	yr9	yr10
# Class 6 Trucks										
Sc6	0	0	27,674	49,589	68,771	84,066	92,882	96,699	98,903	99,927
# Class 8 Trucks										
Sc6	0	0	389	1,467	2,915	3,846	4,108	4,141	4,141	4,141
TOTAL GHG (MTCO ₂ e/year)	0	0	28,062	51,037	71,686	87,912	96,990	100,840	103,042	104,068

Solar Productions GHG Benefits

Southern California Edison Carbon Intensity Factors

SCE CO ₂ e Intensity Factor ¹	329	pounds per megawatt hour
CO ₂ : ^{1,3}	326	pounds per megawatt hour
CH ₄ : ⁴	0.029	pound per megawatt hour
N ₂ O: ⁴	0.00617	pound per megawatt hour

¹ Based on CO₂e intensity factor of 534 pounds per megawatt hour; Southern California Edison, 2020, 2019 Sustainability Report.
² For purposes of the analysis, as the project has a buildout year of 2031, it is anticipated that SCE would meet the 2030 RPS target of 60 percent renewables as established under Senate Bill 100.
³ Based on Intergovernmental Panel on Climate Change Fourth Assessment Report global warming potentials for CH₄ and N₂O; Intergovernmental Panel on Climate Change (IPCC). 2007. Fourth Assessment Report: Climate Change 2007.
⁴ CalEEMod default values.

Global Warming Potentials (GWP)		
	AR4	AR5
CO ₂	1	1
CH ₄	25	28
N ₂ O	298	265

Based on Intergovernmental Panel on Climate Change Fourth Assessment Report global warming potentials for CH₄ and N₂O; Intergovernmental Panel on Climate Change (IPCC).

Conversion Factors (MT/kWh)				
CO ₂ ***	CH ₄ ***	N ₂ O***	CO ₂ e	CO ₂ e
lbs/Mwh	lbs/Mwh	lbs/Mwh	lbs/Mwh	MT/Kwh
326	0.72500	1.83866	329.00	0.000149

Solar Energy Offsets (kWh)										
	yr1	yr2	yr3	yr4	yr5	yr6	yr7	yr8	yr9	yr10
Solar Usage - Capacity										
Sc11	903,031	1,752,612	1,702,084	1,154,446	705,415	154,731	103,875	102,594	101,400	96,684
Solar Usage - kWh										
Sc11	0	1,490,001,150	4,381,810,280	7,190,248,596	9,095,085,191	10,259,019,608	10,514,325,844	10,685,719,583	10,854,999,671	11,022,309,659

Solar Energy Offsets (GWh)										
	yr1	yr2	yr3	yr4	yr5	yr6	yr7	yr8	yr9	yr10
Solar Usage - Capacity										
Sc11	0.903	1.753	1.702	1.154	0.705	0.155	0.104	0.103	0.101	0.097
Solar Usage - GWh										
Sc11	0	1,490	4,382	7,190	9,095	10,259	10,514	10,686	10,855	11,022

Solar Energy Offsets (MTCO2e)										
	yr1	yr2	yr3	yr4	yr5	yr6	yr7	yr8	yr9	yr10
Solar Usage - Capacity										
Sc11										
Solar Usage										
Sc11	0	223,356	653,906	1,071,014	1,357,277	1,530,973	1,569,073	1,594,650	1,610,912	1,644,880

Southern California Edison Carbon Intensity Factors

CO ₂ : ^{1,3}	326.43634	pounds per megawatt hour
CH ₄ : ⁴	0.029	pound per megawatt hour
N ₂ O: ⁴	0.00617	pound per megawatt hour

⁴ For purposes of the analysis, as the project has a buildout year of 2026, it is anticipated that SCE would meet the 2024 RPS target of 44 percent renewables as established under Senate Bill 100.

⁴ CalEEMod default values.

Global Warming Potentials (GWP)		
	AR4	AR5
CO ₂	1	1
CH ₄	25	28
N ₂ O	298	265

Based on Intergovernmental Panel on Climate Change Fourth Assessment Report global warming potentials for CH₄ and N₂O: Intergovernmental Panel on Climate Change (IPCC).

Conversion Factors (MT/kWh)				
CO ₂ ***	CH ₄ ***	N ₂ O***	CO ₂ e	CO ₂ e
lbs/Mwh	lbs/Mwh	lbs/Mwh	lbs/Mwh	MT/Kwh
326.43634	0.72500	1.83866	329.00	0.000149

(Number of systems installed in each year)

Systems	(number of systems installed in each year)										Total
Scenario	yr1	yr2	yr3	yr4	yr5	yr6	yr7	yr8	yr9	yr10	Total
Sc15-Filtration Systems	61,961	145,375	243,716	282,032	295,025	317,102	274,959	256,218	231,702	199,457	2,307,547

¹ Peters, Christine. IQ Air. 2019, October 11. Personal Communication "School Filtration Costs - Installation, Maintenance"

Filtration System Energy Use (kWh)											
Scenario	yr1	yr2	yr3	yr4	yr5	yr6	yr7	yr8	yr9	yr10	Total
Sc15-Filtration Systems	16,109,860	37,797,500	63,366,160	73,328,320	76,706,500	82,446,520	71,489,340	66,616,680	60,242,520	51,858,820	599,962,220

Filtration System Energy Use (MWh)											
Scenario	yr1	yr2	yr3	yr4	yr5	yr6	yr7	yr8	yr9	yr10	Total
Sc15-Filtration Systems	16,110	37,798	63,366	73,328	76,707	82,447	71,489	66,617	60,243	51,859	599,962

Filtration System Energy Use (GWh)											
Scenario	yr1	yr2	yr3	yr4	yr5	yr6	yr7	yr8	yr9	yr10	Total
Sc15-Filtration Systems	16	38	63	73	77	82	71	67	60	52	600

Filtration System Energy Use (GHG)											
Scenario	yr1	yr2	yr3	yr4	yr5	yr6	yr7	yr8	yr9	yr10	Total
Sc15-Filtration Systems	2,404	5,641	9,456	10,943	11,447	12,304	10,668	9,941	8,990	7,739	89,533

Electric Yard Truck Energy Use

Southern California Edison Carbon Intensity Factors

SCE CO ₂ e Intensity Factor ¹	329	pounds per megawatt hour
CO ₂ : ^{1,3}	326.43634	pounds per megawatt hour
CH ₄ : ⁴	0.029	pound per megawatt hour
N ₂ O: ⁴	0.00617	pound per megawatt hour

¹ Based on CO₂e intensity factor of 534 pounds per megawatt hour and adjusted to reflect Senate Bill 100 ; Southern California Edison. 2020. 2019 Sustainability Report. <https://www.edison.com/content/dam/eis/documents/sustainability/eis-2019-sustainability-report.pdf>

² For purposes of the analysis, as the project has a buildout year of 2026, it is anticipated that SCE would meet the 2024 RPS target of 44 percent renewables as established under Senate Bill 100.

³ Based on Intergovernmental Panel on Climate Change Fourth Assessment Report global warming potentials for CH₄ and N₂O; Intergovernmental Panel on Climate Change (IPCC). 2007. Fourth Assessment Report: Climate Change 2007.

⁴ CalEEMod default values.

Global Warming Potentials (GWP)		
	AR4	AR5
CO ₂	1	1
CH ₄	25	28
N ₂ O	298	265

Based on Intergovernmental Panel on Climate Change Fourth Assessment Report global warming potentials for CH₄ and N₂O; Intergovernmental Panel on Climate Change (IPCC).

Conversion Factors (MT/kWh)				
CO ₂ ***	CH ₄ ***	N ₂ O***	CO ₂ e	CO ₂ e
lbs/Mwh	lbs/Mwh	lbs/Mwh	lbs/Mwh	MT/Kwh
326.43634	0.72500	1.83866	329.00	0.000149

# Trucks	(Number of trucks bought in each year)										
Scenario	yr1	yr2	yr3	yr4	yr5	yr6	yr7	yr8	yr9	yr10	Total
Sc18 - Yard Trucks	974	1,101	1,372	162	158	176	40	34	31	28	4,076

Yard Truck Energy Use (kWh/day):

84

Operational Days/Year:

365

¹ Green Transportation Summit & Expo. 2018, April 17. *Making Electrification Work: How to Successfully Deploy HDEVs A Yard Truck Case Study*. <https://www.gtsummitexpo.socialenterprises.net/program/2018presentations/MikeSaxton.pdf>

Electric Yard Truck Energy Use (kWh)											
Scenario	yr1	yr2	yr3	yr4	yr5	yr6	yr7	yr8	yr9	yr10	Total
Sc18 - Yard Trucks	29,862,840	33,756,660	42,065,520	4,966,920	4,844,280	5,396,160	1,226,400	1,042,440	950,460	858,480	124,970,160

Electric Yard Truck Energy Use (MWh)											
Scenario	yr1	yr2	yr3	yr4	yr5	yr6	yr7	yr8	yr9	yr10	Total
Sc18 - Yard Trucks	29,863	33,757	42,066	4,967	4,844	5,396	1,226	1,042	950	858	124,970

Electric Yard Truck Energy Use (GWh)											
Scenario	yr1	yr2	yr3	yr4	yr5	yr6	yr7	yr8	yr9	yr10	Total
Sc18 - Yard Trucks	30	34	42	5	5	5	1	1	1	1	125

Electric Yard Truck Energy Use (GHG)											
Scenario	yr1	yr2	yr3	yr4	yr5	yr6	yr7	yr8	yr9	yr10	Total
Sc18 - Yard Trucks	6,496	7,020	8,078	741	723	805	183	158	142	128	18,650

Natural Gas Usage Worksheet

NZE Visits only

ZE visits only

	VMT (mi/yr)									
	2022	2023	2024	2025	2026	2027	2028	2029	2030	2031
	yr1	yr2	yr3	yr4	yr5	yr6	yr7	yr8	yr9	yr10
Sc1	43,404,816	141,874,824	281,695,596	396,846,996	441,994,644	462,991,620	476,872,032	487,889,220	493,947,636	498,885,660
Sc2	62,555,220	175,382,844	315,203,616	430,168,284	472,701,684	497,329,560	508,491,984	515,276,580	521,106,768	526,086,288
Sc3	43,404,816	235,406,808	424,483,332	489,403,824	518,243,544	526,335,264	533,410,332	539,759,220	545,153,700	557,498,760
Sc4	93,944,710	220,558,981	369,823,524	428,333,363	448,225,268	437,246,544	417,574,886	388,971,933	351,457,634	302,409,761
Sc5	0	181,646,905	304,574,655	352,767,790	369,144,107	360,106,438	343,901,053	320,346,327	289,461,732	249,066,334
Sc6	0	0	51,425,712	82,530,864	68,920,696	67,002,936	39,896,272	17,367,896	10,721,568	3,839,680
Sc7										
Sc7a	0	103,927,055	228,992,896	365,367,338	448,797,234	452,784,020	454,716,611	456,101,765	457,257,520	457,836,985
Sc8	32,511,752	118,926,704	251,019,080	382,055,544	471,881,904	521,258,712	538,448,664	546,792,584	553,408,648	558,976,184
Sc9	116,983,690	274,662,705	460,549,708	533,437,086	558,210,037	544,536,431	520,025,385	484,396,648	437,675,041	376,571,845
Sc10	116,983,690	274,662,705	460,549,708	533,437,086	558,210,037	544,536,431	520,025,385	488,498,204	441,033,654	381,069,808
Sc11										
Sc12	0	19,814,340	60,438,924	105,316,848	176,772,960	245,179,116	279,226,584	295,555,260	301,281,708	305,597,292
Sc13	56,217,096	204,095,268	417,674,088	613,964,520	728,562,744	782,830,620	802,959,300	814,423,896	824,368,896	832,738,608
Sc14	168,056,455	394,576,229	661,619,002	766,331,834	801,922,756	782,275,781	747,061,546	695,881,087	628,757,478	540,975,503
Sc15										
Sc16										
Sc17										
Sc18										

	Diesel Gallon Equivalent Per Year									
	2022	2023	2024	2025	2026	2027	2028	2029	2030	2031
	yr1	yr2	yr3	yr4	yr5	yr6	yr7	yr8	yr9	yr10
Sc1	8,510,748	27,818,593	55,234,431	77,813,136	86,665,616	90,782,671	93,504,320	95,664,553	96,852,478	97,820,718
Sc2	12,265,729	34,388,793	61,804,631	84,346,722	92,686,605	97,515,600	99,704,311	101,034,624	102,177,798	103,154,174
Sc3	8,510,748	46,158,198	83,232,026	95,961,534	101,616,381	103,202,993	104,590,261	105,835,141	106,892,882	109,313,482
Sc4	18,420,531	43,246,859	72,514,416	83,986,934	87,887,308	85,734,616	81,877,429	76,269,006	68,913,262	59,296,032
Sc7a	0	20,377,854	44,900,568	71,640,655	87,999,458	88,781,180	89,160,120	89,431,719	89,658,337	89,771,958
Sc8	5,160,596	18,877,255	39,844,298	60,643,737	74,901,890	82,739,478	85,468,042	86,792,474	87,842,643	88,726,378
Sc9	18,568,840	43,597,255	73,103,128	84,672,553	88,604,768	86,434,354	82,543,712	76,888,357	69,472,229	59,773,309

**Potential Diesel Fuel Reductions in the South Coast AQMD Region from the
Proposed Project**

Scenario	Annual Diesel Truck VMT Reduced by Year 2031	Diesel Fuel Reduced (Gallons/Year)
Scenario 1 (Class 8)	498,885,660	84,556,892
Scenario 2 (Class 8)	526,086,288	89,167,167
Scenario 3 (Class 8)	557,498,760	94,491,315
Scenario 4 (Class 8)	302,409,761	51,255,892
Scenario 5 (Class 8)	249,066,334	42,214,633
Scenario 6 (Class 6)	3,839,680	518,876
Scenario 7a (Class 8)	435,746,422	73,855,326
Scenario 7a (Class 6)	22,090,564	2,985,211
Scenario 7a	457,836,985	76,840,537
Scenario 8 (Class 6)	558,976,184	75,537,322
Scenario 9 (Class 6)	376,571,845	50,888,087
Scenario 10 (Class 6)	381,069,808	51,495,920
Scenario 12 (Class 8)	305,597,292	51,796,151
Scenario 13 (Class 3)	832,738,608	35,893,906
Scenario 14 (Class 3)	540,975,503	23,317,910
Max. Potential Reduction	832,738,608	94,491,315
Min. Potential Reduction	3,839,680	518,876

Notes: Reduction in diesel-VMT above the cumulative baseline, accounting for other approved and pending regulations that affect diesel trucks in California. Under Scenario 6, should all warehouse operators choose to purchase NZE and ZE trucks to meet their WPCO, by year 2031 ISR would have no incremental effect above existing and proposed CARB rules.

Vehicle Type¹	EMFAC Category	Diesel Fuel Miles/Gallon
Class 3	MDV	23.2
Class 6	T6-Interstate Small	7.4
Class 8	T7 Tractor	5.9

¹ VMT converted to diesel fuel using mpg of 5.9, 7.4 and 23.2 from WAIRE Technical Document for Class 8, 6 and 2b-3 Trucks, respectively.

Diesel Fuel from Potential Facility Relocations

Truck Classifications	"Worst-Case" Relocations	
	Diesel Truck Annual VMT	Diesel Fuel Gallons/Year
Class 2b-7 Truck VMT	1,162,344	93,092
Class 8 Truck VMT	3,196,446	361,281
Truck VMT Total	4,358,790	454,373

Vehicle Type ¹	EMFAC Category	Diesel Fuel Miles/Gallon
Class 6	T6-Interstate Small	12
Class 8	T7 Tractor	9

¹ Based on EMFAC2017 (v1.0.3) Emissions Inventory for year 2031 for Diesel Fuel T6 Interstate Small and T7 Tractors

Scenario 6 – EV Charger Installation
Modeling Assumptions and CalEEMod Outputs

General Assumptions

CalEEMod Inputs - South Coast AQMD Rule 2305 EV Charger Installation, Construction

Name: South Coast AQMD Rule 2305 EV Charger Installation
Project Number: SCA-04
Project Location: SCAQMD
County/Air Basin: Los Angeles County, South Coast Air Basin (SoCAB)
Climate Zone: 8
Land Use Setting: Urban
Operational Year: 2023
Utility Company: Southern California Edison
Air Basin: SoCAB
Air District: SCAQMD

CalEEMod Land Use Inputs

Land Use Type	Land Use Subtype	Unit Amount	Size Metric	Lot Acreage*	Land Use Square Feet
Parking	Parking Lot	5.000	1000 sqft	0.11	5,000
				0.11	

Southern California Edison Carbon Intensity Factors

CO ₂ : ^{1,2}	531.44	pounds per megawatt hour
CH ₄ : ³	0.029	pound per megawatt hour
N ₂ O: ³	0.00617	pound per megawatt hour

¹ Based on CO₂e intensity factor of 534 pounds per megawatt hour; Southern California Edison. 2020. 2019 Sustainability Report.

<https://www.edison.com/content/dam/eix/documents/sustainability/eix-2019-sustainability-report.pdf>.

² Based on Intergovernmental Panel on Climate Change Fourth Assessment Report global warming potentials for CH₄ and N₂O; Intergovernmental Panel on Climate Change (IPCC). 2007. Fourth Assessment Report: Climate Change 2007.

³ CalEEMod default values.

Global Warming Potentials (GWP)		
	AR4	AR5
CO ₂	1	1
CH ₄	25	28
N ₂ O	298	265

Based on Intergovernmental Panel on Climate Change Fourth Assessment Report global warming potentials for CH₄ and N₂O; Intergovernmental Panel on Climate Change (IPCC).

Construction Mitigation

SCAQMD Rule 403

Replace Ground Cover	PM10:	5	% Reduction
Replace Ground Cover	PM2.5:	5	% Reduction

Water Exposed Area	Frequency:	2	per day
	PM10:	55	% Reduction
	PM25:	55	% Reduction

Unpaved Roads	Vehicle Speed:	15	mph
---------------	----------------	----	-----

SCAQMD Rule 1186	Clean Paved Road	9	% PM Reduction
------------------	------------------	---	----------------

CalEEMod Construction Off-Road Equipment Inputs

**Based on CalEEMod defaults, assumed equipment would not be shared for most conservative results*

General Construction Hours: 8 hours btwn 7:00 AM to 4:00 PM (with 1 hr break), Mon-Fri

EV CHARGER INSTALLATION

		Construction Schedule		
Construction Activities	Phase Type	Start Date	End Date	CalEEMod Duration (Workday)
EV Charger Installation	Building Construction	1/1/2021	1/4/2021	2
Total Construction Days:				2

Construction Equipment Details							
Equipment	model	# of Equipment	hr/day	hp	load factor*	Tier Rating	total trips
EV Charger Installation							
Industrial Concrete Saw		1	8	81	0.73		
Tractors/Loaders/Backhoes		1	8	97	0.37		
Skid steer with Augur attachment (bore/drill)		1	8	221	0.5025		
Crane		1	8	231	0.2881		
Cement Mixer		1	8	9	0.56		
Worker Trips							2
Vendor Trips							1
Vendor Trip - Dump Truck							4
Hauling Trips							0

*based on info provided by SCAQMD

Emissions Worksheet

Regional Construction Emissions Worksheet - EV Charger Installation

EV Charger Installation			ROG	NOx	CO	SO2	PM10 Total	PM2.5 Total
Onsite	Off-Road	2021 Summer	1.30	13.17	10.30	0.03	0.59	0.56
		Total	1.30	13.17	10.30	0.03	0.59	0.56
Offsite	Hauling		0.00	0.00	0.00	0.00	0.00	0.00
	Vendor		0.01	0.48	0.11	0.00	0.03	0.01
	Worker		0.01	0.01	0.08	0.00	0.02	0.01
	Total		0.02	0.48	0.19	0.00	0.05	0.02
TOTAL			1.32	13.66	10.49	0.03	0.64	0.57
Onsite	Off-Road	2021 Winter	1.30	13.17	10.30	0.03	0.59	0.56
		Total	1.30	13.17	10.30	0.03	0.59	0.56
Offsite	Hauling		0.00	0.00	0.00	0.00	0.00	0.00
	Vendor		0.01	0.48	0.13	0.00	0.03	0.01
	Worker		0.01	0.01	0.07	0.00	0.02	0.01
	Total		0.02	0.48	0.19	0.00	0.05	0.02
TOTAL			1.33	13.66	10.49	0.03	0.64	0.57
Onsite	Off-Road	2021	1.30	13.17	10.30	0.03	0.59	0.56
		Total	1.30	13.17	10.30	0.03	0.59	0.56
Offsite	Hauling		0.00	0.00	0.00	0.00	0.00	0.00
	Vendor		0.01	0.48	0.13	0.00	0.03	0.01
	Worker		0.01	0.01	0.08	0.00	0.02	0.01
	Total		0.02	0.48	0.19	0.00	0.05	0.02
TOTAL			1.33	13.66	10.49	0.03	0.64	0.57
			ROG	NOx	CO	SO2	PM10 Total	PM2.5 Total
EV Charger Installation			1	14	10	0	1	1
MAX DAILY			1	14	10	0	1	1
Regional Thresholds			75	100	550	150	150	55
Exceeds Thresholds?			No	No	No	No	No	No

Number of Projects (Year 1):		1,857
MAX DAILY -Year 1 (1,857 Projects)*		2,462
Regional Thresholds		75
Exceeds Thresholds?		Yes
*represents worst case scenario for 1,857 EV Chargers installed in year 1		
AVERAGE DAILY -Year 1 (1,857 Projects)*		13
Regional Thresholds		75
Exceeds Thresholds?		No
*represents worst case scenario for 1,857 EV Chargers installed in year 1		

Number of Warehouses (Year 10):		85
AVERAGE DAILY -Year 10 (85 Projects)**		1
Regional Thresholds		75
Exceeds Thresholds?		No
**represents final year scenario of 85 EV Chargers installed in year 10		

EV Charger Installation Construction Emissions by Year

		NOx	PM10 Total
MAX DAILY (One Project)		14	1
Scenario 6	# Implemented		
Year 1	1,857	25,360	1,187
Year 2	1,023	13,970	654
Year 3	1,192	16,278	762
Year 4	119	1,625	76
Year 5	132	1,803	84
Year 6	127	1,734	81
Year 7	119	1,625	76
Year 8	110	1,502	70
Year 9	99	1,352	63
Year 10	85	1,161	54

GHG Emissions Inventory

EV Charger Construction*

	# Implemented	MTCO ₂ e Total Project**	
Year 2022	1,857	4,357	
Year 2023	1,023	2,400	
Year 2024	1,192	2,796	
Year 2025	119	279	
Year 2026	132	310	
Year 2027	127	298	
Year 2028	119	279	
Year 2029	110	258	
Year 2030	99	232	
Year 2031	85	199	
	Total Construction	11,409	
	Amortized Construction Emissions****	380	MTCO ₂ e/Year

CalEEMod Outputs

South Coast AQMD Rule 2305 EV Charger Installation - South Coast AQMD Air District, Summer

South Coast AQMD Rule 2305 EV Charger Installation

South Coast AQMD Air District, Summer

1.0 Project Characteristics

1.1 Land Usage

Land Uses	Size	Metric	Lot Acreage	Floor Surface Area	Population
Parking Lot	5.00	1000sqft	0.11	5,000.00	0

1.2 Other Project Characteristics

Urbanization	Urban	Wind Speed (m/s)	2.2	Precipitation Freq (Days)	31
Climate Zone	8			Operational Year	2023
Utility Company	Southern California Edison				
CO2 Intensity (lb/MW hr)	531.44	CH4 Intensity (lb/MW hr)	0.029	N2O Intensity (lb/MW hr)	0.006

1.3 User Entered Comments & Non-Default Data

Project Characteristics - SCE 2019 Sustainability Report

Land Use -

Construction Phase - assuming 2 day duration for ev charger install

Off-road Equipment - based on equipment list provided by SCAQMD. Bore/Drill Rig used as proxy for skid steer with auger attachment

Trips and VMT - assuming 4 trips associated with the dump truck in addition to 1 default vendor trip

Construction Off-road Equipment Mitigation - SCAQMD Rule 403 and Rule 1186

Table Name	Column Name	Default Value	New Value
tblConstDustMitigation	CleanPavedRoadPercentReduction	0	9
tblConstDustMitigation	WaterUnpavedRoadVehicleSpeed	0	15
tblConstructionPhase	NumDays	100.00	2.00

tblOffRoadEquipment	OffRoadEquipmentUnitAmount	2.00	0.00
tblOffRoadEquipment	OffRoadEquipmentUnitAmount	2.00	1.00
tblOffRoadEquipment	UsageHours	4.00	8.00
tblProjectCharacteristics	CO2IntensityFactor	702.44	531.44
tblTripsAndVMT	VendorTripNumber	1.00	5.00

2.0 Emissions Summary

2.1 Overall Construction (Maximum Daily Emission)

Unmitigated Construction

	ROG	NOx	CO	SO2	Fugitive PM10	Exhaust PM10	PM10 Total	Fugitive PM2.5	Exhaust PM2.5	PM2.5 Total	Bio- CO2	NBio- CO2	Total CO2	CH4	N2O	CO2e
Year	lb/day										lb/day					
2021	1.3243	13.6564	10.4880	0.0268	0.0544	0.5888	0.6432	0.0151	0.5568	0.5719	0.0000	2,573.2495	2,573.2495	0.6215	0.0000	2,588.7870
Maximum	1.3243	13.6564	10.4880	0.0268	0.0544	0.5888	0.6432	0.0151	0.5568	0.5719	0.0000	2,573.2495	2,573.2495	0.6215	0.0000	2,588.7870

Mitigated Construction

	ROG	NOx	CO	SO2	Fugitive PM10	Exhaust PM10	PM10 Total	Fugitive PM2.5	Exhaust PM2.5	PM2.5 Total	Bio- CO2	NBio- CO2	Total CO2	CH4	N2O	CO2e
Year	lb/day										lb/day					
2021	1.3243	13.6564	10.4880	0.0268	0.0506	0.5888	0.6394	0.0142	0.5568	0.5710	0.0000	2,573.2495	2,573.2495	0.6215	0.0000	2,588.7870
Maximum	1.3243	13.6564	10.4880	0.0268	0.0506	0.5888	0.6394	0.0142	0.5568	0.5710	0.0000	2,573.2495	2,573.2495	0.6215	0.0000	2,588.7870

	ROG	NOx	CO	SO2	Fugitive PM10	Exhaust PM10	PM10 Total	Fugitive PM2.5	Exhaust PM2.5	PM2.5 Total	Bio- CO2	NBio-CO2	Total CO2	CH4	N2O	CO2e
Percent Reduction	0.00	0.00	0.00	0.00	6.99	0.00	0.59	6.14	0.00	0.16	0.00	0.00	0.00	0.00	0.00	0.00

3.0 Construction Detail

Construction Phase

Phase Number	Phase Name	Phase Type	Start Date	End Date	Num Days Week	Num Days	Phase Description
1	Building Construction	Building Construction	1/1/2021	1/4/2021	5	2	

Acres of Grading (Site Preparation Phase): 0

Acres of Grading (Grading Phase): 0

Acres of Paving: 0.11

Residential Indoor: 0; Residential Outdoor: 0; Non-Residential Indoor: 0; Non-Residential Outdoor: 0; Striped Parking Area: 0

OffRoad Equipment

Phase Name	Offroad Equipment Type	Amount	Usage Hours	Horse Power	Load Factor
Building Construction	Bore/Drill Rigs	1	8.00	221	0.50
Building Construction	Cement and Mortar Mixers	1	8.00	9	0.56
Building Construction	Concrete/Industrial Saws	1	8.00	81	0.73
Building Construction	Cranes	1	8.00	231	0.29
Building Construction	Forklifts	0	6.00	89	0.20
Building Construction	Tractors/Loaders/Backhoes	1	8.00	97	0.37

Trips and VMT

Phase Name	Offroad Equipment Count	Worker Trip Number	Vendor Trip Number	Hauling Trip Number	Worker Trip Length	Vendor Trip Length	Hauling Trip Length	Worker Vehicle Class	Vendor Vehicle Class	Hauling Vehicle Class
Building Construction	5	2.00	5.00	0.00	14.70	6.90	20.00	LD_Mix	HDT_Mix	HHDT

3.1 Mitigation Measures Construction

Replace Ground Cover

Water Exposed Area

Reduce Vehicle Speed on Unpaved Roads

Clean Paved Roads

3.2 Building Construction - 2021

Unmitigated Construction On-Site

	ROG	NOx	CO	SO2	Fugitive PM10	Exhaust PM10	PM10 Total	Fugitive PM2.5	Exhaust PM2.5	PM2.5 Total	Bio- CO2	NBio- CO2	Total CO2	CH4	N2O	CO2e
Category	lb/day										lb/day					
Off-Road	1.3019	13.1740	10.2995	0.0253		0.5877	0.5877		0.5557	0.5557		2,414.8822	2,414.8822	0.6127		2,430.1988
Total	1.3019	13.1740	10.2995	0.0253		0.5877	0.5877		0.5557	0.5557		2,414.8822	2,414.8822	0.6127		2,430.1988

Unmitigated Construction Off-Site

	ROG	NOx	CO	SO2	Fugitive PM10	Exhaust PM10	PM10 Total	Fugitive PM2.5	Exhaust PM2.5	PM2.5 Total	Bio- CO2	NBio- CO2	Total CO2	CH4	N2O	CO2e
Category	lb/day										lb/day					
Hauling	0.0000	0.0000	0.0000	0.0000	0.0000	0.0000	0.0000	0.0000	0.0000	0.0000		0.0000	0.0000	0.0000		0.0000
Vendor	0.0139	0.4769	0.1132	1.2800e-003	0.0320	9.6000e-004	0.0330	9.2100e-003	9.2000e-004	0.0101		136.2192	136.2192	8.2400e-003		136.4252
Worker	8.4400e-003	5.4800e-003	0.0753	2.2000e-004	0.0224	1.6000e-004	0.0225	5.9300e-003	1.5000e-004	6.0800e-003		22.1481	22.1481	6.0000e-004		22.1630
Total	0.0224	0.4824	0.1885	1.5000e-003	0.0544	1.1200e-003	0.0555	0.0151	1.0700e-003	0.0162		158.3673	158.3673	8.8400e-003		158.5882

Mitigated Construction On-Site

	ROG	NOx	CO	SO2	Fugitive PM10	Exhaust PM10	PM10 Total	Fugitive PM2.5	Exhaust PM2.5	PM2.5 Total	Bio- CO2	NBio- CO2	Total CO2	CH4	N2O	CO2e
--	-----	-----	----	-----	---------------	--------------	------------	----------------	---------------	-------------	----------	-----------	-----------	-----	-----	------

Category	lb/day										lb/day					
Off-Road	1.3019	13.1740	10.2995	0.0253		0.5877	0.5877		0.5557	0.5557	0.0000	2,414.8822	2,414.8822	0.6127		2,430.1988
Total	1.3019	13.1740	10.2995	0.0253		0.5877	0.5877		0.5557	0.5557	0.0000	2,414.8822	2,414.8822	0.6127		2,430.1988

Mitigated Construction Off-Site

	ROG	NOx	CO	SO2	Fugitive PM10	Exhaust PM10	PM10 Total	Fugitive PM2.5	Exhaust PM2.5	PM2.5 Total	Bio- CO2	NBio- CO2	Total CO2	CH4	N2O	CO2e
Category	lb/day										lb/day					
Hauling	0.0000	0.0000	0.0000	0.0000	0.0000	0.0000	0.0000	0.0000	0.0000	0.0000		0.0000	0.0000	0.0000		0.0000
Vendor	0.0139	0.4769	0.1132	1.2800e-003	0.0300	9.6000e-004	0.0309	8.7100e-003	9.2000e-004	9.6300e-003		136.2192	136.2192	8.2400e-003		136.4252
Worker	8.4400e-003	5.4800e-003	0.0753	2.2000e-004	0.0206	1.6000e-004	0.0208	5.5000e-003	1.5000e-004	5.6500e-003		22.1481	22.1481	6.0000e-004		22.1630
Total	0.0224	0.4824	0.1885	1.5000e-003	0.0506	1.1200e-003	0.0517	0.0142	1.0700e-003	0.0153		158.3673	158.3673	8.8400e-003		158.5882

South Coast AQMD Rule 2305 EV Charger Installation - South Coast AQMD Air District, Winter

South Coast AQMD Rule 2305 EV Charger Installation

South Coast AQMD Air District, Winter

1.0 Project Characteristics

1.1 Land Usage

Land Uses	Size	Metric	Lot Acreage	Floor Surface Area	Population
Parking Lot	5.00	1000sqft	0.11	5,000.00	0

1.2 Other Project Characteristics

Urbanization	Urban	Wind Speed (m/s)	2.2	Precipitation Freq (Days)	31
Climate Zone	8			Operational Year	2023
Utility Company	Southern California Edison				
CO2 Intensity (lb/MW hr)	531.44	CH4 Intensity (lb/MW hr)	0.029	N2O Intensity (lb/MW hr)	0.006

1.3 User Entered Comments & Non-Default Data

Project Characteristics - SCE 2019 Sustainability Report

Land Use -

Construction Phase - assuming 2 day duration for ev charger install

Off-road Equipment - based on equipment list provided by SCAQMD. Bore/Drill Rig used as proxy for skid steer with auger attachment

Trips and VMT - assuming 4 trips associated with the dump truck in addition to 1 default vendor trip

Construction Off-road Equipment Mitigation - SCAQMD Rule 403 and Rule 1186

Table Name	Column Name	Default Value	New Value
tblConstDustMitigation	CleanPavedRoadPercentReduction	0	9
tblConstDustMitigation	WaterUnpavedRoadVehicleSpeed	0	15
tblConstructionPhase	NumDays	100.00	2.00

tblOffRoadEquipment	OffRoadEquipmentUnitAmount	2.00	0.00
tblOffRoadEquipment	OffRoadEquipmentUnitAmount	2.00	1.00
tblOffRoadEquipment	UsageHours	4.00	8.00
tblProjectCharacteristics	CO2IntensityFactor	702.44	531.44
tblTripsAndVMT	VendorTripNumber	1.00	5.00

2.0 Emissions Summary

2.1 Overall Construction (Maximum Daily Emission)

Unmitigated Construction

	ROG	NOx	CO	SO2	Fugitive PM10	Exhaust PM10	PM10 Total	Fugitive PM2.5	Exhaust PM2.5	PM2.5 Total	Bio- CO2	NBio- CO2	Total CO2	CH4	N2O	CO2e
Year	lb/day										lb/day					
2021	1.3258	13.6554	10.4938	0.0267	0.0544	0.5889	0.6432	0.0151	0.5568	0.5719	0.0000	2,567.8707	2,567.8707	0.6221	0.0000	2,583.4224
Maximum	1.3258	13.6554	10.4938	0.0267	0.0544	0.5889	0.6432	0.0151	0.5568	0.5719	0.0000	2,567.8707	2,567.8707	0.6221	0.0000	2,583.4224

Mitigated Construction

	ROG	NOx	CO	SO2	Fugitive PM10	Exhaust PM10	PM10 Total	Fugitive PM2.5	Exhaust PM2.5	PM2.5 Total	Bio- CO2	NBio- CO2	Total CO2	CH4	N2O	CO2e
Year	lb/day										lb/day					
2021	1.3258	13.6554	10.4938	0.0267	0.0506	0.5889	0.6394	0.0142	0.5568	0.5710	0.0000	2,567.8707	2,567.8707	0.6221	0.0000	2,583.4224
Maximum	1.3258	13.6554	10.4938	0.0267	0.0506	0.5889	0.6394	0.0142	0.5568	0.5710	0.0000	2,567.8707	2,567.8707	0.6221	0.0000	2,583.4224

	ROG	NOx	CO	SO2	Fugitive PM10	Exhaust PM10	PM10 Total	Fugitive PM2.5	Exhaust PM2.5	PM2.5 Total	Bio- CO2	NBio-CO2	Total CO2	CH4	N2O	CO2e
Percent Reduction	0.00	0.00	0.00	0.00	6.99	0.00	0.59	6.14	0.00	0.16	0.00	0.00	0.00	0.00	0.00	0.00

3.0 Construction Detail

Construction Phase

Phase Number	Phase Name	Phase Type	Start Date	End Date	Num Days Week	Num Days	Phase Description
1	Building Construction	Building Construction	1/1/2021	1/4/2021	5	2	

Acres of Grading (Site Preparation Phase): 0

Acres of Grading (Grading Phase): 0

Acres of Paving: 0.11

Residential Indoor: 0; Residential Outdoor: 0; Non-Residential Indoor: 0; Non-Residential Outdoor: 0; Striped Parking Area: 0

OffRoad Equipment

Phase Name	Offroad Equipment Type	Amount	Usage Hours	Horse Power	Load Factor
Building Construction	Bore/Drill Rigs	1	8.00	221	0.50
Building Construction	Cement and Mortar Mixers	1	8.00	9	0.56
Building Construction	Concrete/Industrial Saws	1	8.00	81	0.73
Building Construction	Cranes	1	8.00	231	0.29
Building Construction	Forklifts	0	6.00	89	0.20
Building Construction	Tractors/Loaders/Backhoes	1	8.00	97	0.37

Trips and VMT

Phase Name	Offroad Equipment Count	Worker Trip Number	Vendor Trip Number	Hauling Trip Number	Worker Trip Length	Vendor Trip Length	Hauling Trip Length	Worker Vehicle Class	Vendor Vehicle Class	Hauling Vehicle Class
Building Construction	5	2.00	5.00	0.00	14.70	6.90	20.00	LD_Mix	HDT_Mix	HHDT

3.1 Mitigation Measures Construction

Replace Ground Cover

Water Exposed Area

Reduce Vehicle Speed on Unpaved Roads

Clean Paved Roads

3.2 Building Construction - 2021

Unmitigated Construction On-Site

	ROG	NOx	CO	SO2	Fugitive PM10	Exhaust PM10	PM10 Total	Fugitive PM2.5	Exhaust PM2.5	PM2.5 Total	Bio- CO2	NBio- CO2	Total CO2	CH4	N2O	CO2e
Category	lb/day										lb/day					
Off-Road	1.3019	13.1740	10.2995	0.0253		0.5877	0.5877		0.5557	0.5557		2,414.8822	2,414.8822	0.6127		2,430.1988
Total	1.3019	13.1740	10.2995	0.0253		0.5877	0.5877		0.5557	0.5557		2,414.8822	2,414.8822	0.6127		2,430.1988

Unmitigated Construction Off-Site

	ROG	NOx	CO	SO2	Fugitive PM10	Exhaust PM10	PM10 Total	Fugitive PM2.5	Exhaust PM2.5	PM2.5 Total	Bio- CO2	NBio- CO2	Total CO2	CH4	N2O	CO2e
Category	lb/day										lb/day					
Hauling	0.0000	0.0000	0.0000	0.0000	0.0000	0.0000	0.0000	0.0000	0.0000	0.0000		0.0000	0.0000	0.0000		0.0000
Vendor	0.0147	0.4754	0.1266	1.2400e-003	0.0320	9.9000e-004	0.0330	9.2100e-003	9.5000e-004	0.0102		132.2751	132.2751	8.8500e-003		132.4964
Worker	9.2200e-003	5.9900e-003	0.0677	2.1000e-004	0.0224	1.6000e-004	0.0225	5.9300e-003	1.5000e-004	6.0800e-003		20.7134	20.7134	5.6000e-004		20.7272
Total	0.0239	0.4814	0.1943	1.4500e-003	0.0544	1.1500e-003	0.0555	0.0151	1.1000e-003	0.0162		152.9885	152.9885	9.4100e-003		153.2236

Mitigated Construction On-Site

	ROG	NOx	CO	SO2	Fugitive PM10	Exhaust PM10	PM10 Total	Fugitive PM2.5	Exhaust PM2.5	PM2.5 Total	Bio- CO2	NBio- CO2	Total CO2	CH4	N2O	CO2e
--	-----	-----	----	-----	---------------	--------------	------------	----------------	---------------	-------------	----------	-----------	-----------	-----	-----	------

Category	lb/day										lb/day					
Off-Road	1.3019	13.1740	10.2995	0.0253		0.5877	0.5877		0.5557	0.5557	0.0000	2,414.8822	2,414.8822	0.6127		2,430.1988
Total	1.3019	13.1740	10.2995	0.0253		0.5877	0.5877		0.5557	0.5557	0.0000	2,414.8822	2,414.8822	0.6127		2,430.1988

Mitigated Construction Off-Site

	ROG	NOx	CO	SO2	Fugitive PM10	Exhaust PM10	PM10 Total	Fugitive PM2.5	Exhaust PM2.5	PM2.5 Total	Bio- CO2	NBio- CO2	Total CO2	CH4	N2O	CO2e
Category	lb/day										lb/day					
Hauling	0.0000	0.0000	0.0000	0.0000	0.0000	0.0000	0.0000	0.0000	0.0000	0.0000		0.0000	0.0000	0.0000		0.0000
Vendor	0.0147	0.4754	0.1266	1.2400e-003	0.0300	9.9000e-004	0.0309	8.7100e-003	9.5000e-004	9.6600e-003		132.2751	132.2751	8.8500e-003		132.4964
Worker	9.2200e-003	5.9900e-003	0.0677	2.1000e-004	0.0206	1.6000e-004	0.0208	5.5000e-003	1.5000e-004	5.6500e-003		20.7134	20.7134	5.6000e-004		20.7272
Total	0.0239	0.4814	0.1943	1.4500e-003	0.0506	1.1500e-003	0.0517	0.0142	1.1000e-003	0.0153		152.9885	152.9885	9.4100e-003		153.2236

South Coast AQMD Rule 2305 EV Charger Installation - South Coast AQMD Air District, Annual

South Coast AQMD Rule 2305 EV Charger Installation

South Coast AQMD Air District, Annual

1.0 Project Characteristics

1.1 Land Usage

Land Uses	Size	Metric	Lot Acreage	Floor Surface Area	Population
Parking Lot	5.00	1000sqft	0.11	5,000.00	0

1.2 Other Project Characteristics

Urbanization	Urban	Wind Speed (m/s)	2.2	Precipitation Freq (Days)	31
Climate Zone	8			Operational Year	2023
Utility Company	Southern California Edison				
CO2 Intensity (lb/MW hr)	531.44	CH4 Intensity (lb/MW hr)	0.029	N2O Intensity (lb/MW hr)	0.006

1.3 User Entered Comments & Non-Default Data

Project Characteristics - SCE 2019 Sustainability Report

Land Use -

Construction Phase - assuming 2 day duration for ev charger install

Off-road Equipment - based on equipment list provided by SCAQMD. Bore/Drill Rig used as proxy for skid steer with augur attachment

Trips and VMT - assuming 4 trips associated with the dump truck in addition to 1 default vendor trip

Construction Off-road Equipment Mitigation - SCAQMD Rule 403 and Rule 1186

Table Name	Column Name	Default Value	New Value
tblConstDustMitigation	CleanPavedRoadPercentReduction	0	9

Quarter	Start Date	End Date	Maximum Unmitigated ROG + NOX (tons/quarter)	Maximum Mitigated ROG + NOX (tons/quarter)
1	1-1-2021	3-31-2021	0.0214	0.0214
		Highest	0.0214	0.0214

2.2 Overall Operational

Unmitigated Operational

	ROG	NOx	CO	SO2	Fugitive PM10	Exhaust PM10	PM10 Total	Fugitive PM2.5	Exhaust PM2.5	PM2.5 Total	Bio- CO2	NBio-CO2	Total CO2	CH4	N2O	CO2e
Category	tons/yr										MT/yr					
Area	4.0000e-004	0.0000	6.0000e-005	0.0000		0.0000	0.0000		0.0000	0.0000	0.0000	1.2000e-004	1.2000e-004	0.0000	0.0000	1.3000e-004
Energy	0.0000	0.0000	0.0000	0.0000		0.0000	0.0000		0.0000	0.0000	0.0000	0.4219	0.4219	2.0000e-005	0.0000	0.4238
Mobile	0.0000	0.0000	0.0000	0.0000	0.0000	0.0000	0.0000	0.0000	0.0000	0.0000	0.0000	0.0000	0.0000	0.0000	0.0000	0.0000
Waste						0.0000	0.0000		0.0000	0.0000	0.0000	0.0000	0.0000	0.0000	0.0000	0.0000
Water						0.0000	0.0000		0.0000	0.0000	0.0000	0.0000	0.0000	0.0000	0.0000	0.0000
Total	4.0000e-004	0.0000	6.0000e-005	0.0000	0.0000	0.0000	0.0000	0.0000	0.0000	0.0000	0.0000	0.4220	0.4220	2.0000e-005	0.0000	0.4240

3.0 Construction Detail

Construction Phase

Phase Number	Phase Name	Phase Type	Start Date	End Date	Num Days Week	Num Days	Phase Description
1	Building Construction	Building Construction	1/1/2021	1/4/2021	5	2	

Acres of Grading (Site Preparation Phase): 0

Acres of Grading (Grading Phase): 0

Acres of Paving: 0.11

Residential Indoor: 0; Residential Outdoor: 0; Non-Residential Indoor: 0; Non-Residential Outdoor: 0; Striped Parking Area: 0

OffRoad Equipment

Phase Name	Offroad Equipment Type	Amount	Usage Hours	Horse Power	Load Factor
Building Construction	Bore/Drill Rigs	1	8.00	221	0.50
Building Construction	Cement and Mortar Mixers	1	8.00	9	0.56
Building Construction	Concrete/Industrial Saws	1	8.00	81	0.73
Building Construction	Cranes	1	8.00	231	0.29
Building Construction	Forklifts	0	6.00	89	0.20
Building Construction	Tractors/Loaders/Backhoes	1	8.00	97	0.37

Trips and VMT

Phase Name	Offroad Equipment Count	Worker Trip Number	Vendor Trip Number	Hauling Trip Number	Worker Trip Length	Vendor Trip Length	Hauling Trip Length	Worker Vehicle Class	Vendor Vehicle Class	Hauling Vehicle Class
Building Construction	5	2.00	5.00	0.00	14.70	6.90	20.00	LD_Mix	HDT_Mix	HHDT

3.1 Mitigation Measures Construction

- Replace Ground Cover
- Water Exposed Area
- Reduce Vehicle Speed on Unpaved Roads
- Clean Paved Roads

3.2 Building Construction - 2021

Unmitigated Construction On-Site

	ROG	NOx	CO	SO2	Fugitive PM10	Exhaust PM10	PM10 Total	Fugitive PM2.5	Exhaust PM2.5	PM2.5 Total	Bio- CO2	NBio- CO2	Total CO2	CH4	N2O	CO2e
Category	tons/yr										MT/yr					
Off-Road	1.3000e-003	0.0132	0.0103	3.0000e-005		5.9000e-004	5.9000e-004		5.6000e-004	5.6000e-004	0.0000	2.1907	2.1907	5.6000e-004	0.0000	2.2046

Total	1.3000e-003	0.0132	0.0103	3.0000e-005		5.9000e-004	5.9000e-004		5.6000e-004	5.6000e-004	0.0000	2.1907	2.1907	5.6000e-004	0.0000	2.2046
-------	-------------	--------	--------	-------------	--	-------------	-------------	--	-------------	-------------	--------	--------	--------	-------------	--------	--------

Unmitigated Construction Off-Site

	ROG	NOx	CO	SO2	Fugitive PM10	Exhaust PM10	PM10 Total	Fugitive PM2.5	Exhaust PM2.5	PM2.5 Total	Bio- CO2	NBio- CO2	Total CO2	CH4	N2O	CO2e
Category	tons/yr										MT/yr					
Hauling	0.0000	0.0000	0.0000	0.0000	0.0000	0.0000	0.0000	0.0000	0.0000	0.0000	0.0000	0.0000	0.0000	0.0000	0.0000	0.0000
Vendor	1.0000e-005	4.8000e-004	1.2000e-004	0.0000	3.0000e-005	0.0000	3.0000e-005	1.0000e-005	0.0000	1.0000e-005	0.0000	0.1221	0.1221	1.0000e-005	0.0000	0.1223
Worker	1.0000e-005	1.0000e-005	7.0000e-005	0.0000	2.0000e-005	0.0000	2.0000e-005	1.0000e-005	0.0000	1.0000e-005	0.0000	0.0191	0.0191	0.0000	0.0000	0.0191
Total	2.0000e-005	4.9000e-004	1.9000e-004	0.0000	5.0000e-005	0.0000	5.0000e-005	2.0000e-005	0.0000	2.0000e-005	0.0000	0.1412	0.1412	1.0000e-005	0.0000	0.1414

Mitigated Construction On-Site

	ROG	NOx	CO	SO2	Fugitive PM10	Exhaust PM10	PM10 Total	Fugitive PM2.5	Exhaust PM2.5	PM2.5 Total	Bio- CO2	NBio- CO2	Total CO2	CH4	N2O	CO2e
Category	tons/yr										MT/yr					
Off-Road	1.3000e-003	0.0132	0.0103	3.0000e-005		5.9000e-004	5.9000e-004		5.6000e-004	5.6000e-004	0.0000	2.1907	2.1907	5.6000e-004	0.0000	2.2046
Total	1.3000e-003	0.0132	0.0103	3.0000e-005		5.9000e-004	5.9000e-004		5.6000e-004	5.6000e-004	0.0000	2.1907	2.1907	5.6000e-004	0.0000	2.2046

Mitigated Construction Off-Site

	ROG	NOx	CO	SO2	Fugitive PM10	Exhaust PM10	PM10 Total	Fugitive PM2.5	Exhaust PM2.5	PM2.5 Total	Bio- CO2	NBio- CO2	Total CO2	CH4	N2O	CO2e
Category	tons/yr										MT/yr					
Hauling	0.0000	0.0000	0.0000	0.0000	0.0000	0.0000	0.0000	0.0000	0.0000	0.0000	0.0000	0.0000	0.0000	0.0000	0.0000	0.0000
Vendor	1.0000e-005	4.8000e-004	1.2000e-004	0.0000	3.0000e-005	0.0000	3.0000e-005	1.0000e-005	0.0000	1.0000e-005	0.0000	0.1221	0.1221	1.0000e-005	0.0000	0.1223
Worker	1.0000e-005	1.0000e-005	7.0000e-005	0.0000	2.0000e-005	0.0000	2.0000e-005	1.0000e-005	0.0000	1.0000e-005	0.0000	0.0191	0.0191	0.0000	0.0000	0.0191
Total	2.0000e-005	4.9000e-004	1.9000e-004	0.0000	5.0000e-005	0.0000	5.0000e-005	2.0000e-005	0.0000	2.0000e-005	0.0000	0.1412	0.1412	1.0000e-005	0.0000	0.1414

Construction Trips Energy Consumption

Construction-Related Fuel/Energy Usage

CONSTRUCTION WORKER COMMUTE

Year	Gas		Diesel		Electricity	
	VMT	Gallons	VMT	Gallons	VMT	kWh
2021	58	2	0	0	1	0
Total	58	2	0	0	1	0

CONSTRUCTION VENDOR TRIPS

Year	Gas		Diesel	
	VMT	Gallons	VMT	Gallons
2021	0	0	68	10
Total	0	0	68	10

CONSTRUCTION OFF-ROAD EQUIPMENT

Year	Gasoline gallons	Diesel gallons
2021	75	169
Total	75	169

CONSTRUCTION TOTAL (EV Charger Installation at One Warehouse)

Year	Gas		Diesel		Electricity	
	VMT	Gallons	VMT	Gallons	VMT	kWh
2021	58	78	68	179	1	0
Total	58	78	68	179	1	0

Highest Annual EV
Charger Installation:

1,857

CONSTRUCTION WORKER COMMUTE

Year	Gas		Diesel		Electricity	
	VMT	Gallons	VMT	Gallons	VMT	kWh
Year 1	107,290	3,954	662	16	1,059	351
Total	107,290	3,954	662	16	1,059	351

CONSTRUCTION VENDOR TRIPS

Year	Gas		Diesel	
	VMT	Gallons	VMT	Gallons
Year 1	76	19	126,176	19,125
Total	76	19	126,176	19,125

**CONSTRUCTION OFF-ROAD
EQUIPMENT**

Year	Gasoline gallons	Diesel gallons
Year 1	140,088	313,877
Total	140,088	313,877

Worst Case Construction Energy Consumption

Year	Gas		Diesel		Electricity	
	VMT	Gallons	VMT	Gallons	VMT	kWh
Year 1	107,366	144,061	126,838	333,018	1,059	351

Note: Per CalEEMod methodology, worker vehicles are "LD_Mix", which is 50% LDA, 25% LDT1, and 25% LDT2

² Based on CalEEMod defaults.

Gasoline		Diesel		Electricity	
VMT	Gallons	VMT	Gallons	VMT	kWh
58	2	0	0	1	0
58	2	0	0	1	0

Year	VMT from gasoline			VMT from diesel			VMT from electricity	
	LDA	LDT1	LDT2	LDA	LDT1	LDT2	LDA	LDT1
2021	97.48%	99.40%	98.68%	0.86%	0.04%	0.66%	1.66%	0.56%

Table A 3: Evidence from U.S. Department of Energy and U.S. Environmental Protection Agency's fuel economy website^[32]

0.34	14.6
0.35	12.9
0.36	13.3
0.34	13.3

Year	Estimated Electric Consumption
2013	0.34
2014	0.34
2015	0.34
2016	0.34
2017	0.34
2018	0.34
2019	0.34
2020	0.33
2021	0.33
2022	0.33
2023	0.33
2024	0.32
2025	0.32
2026	0.32
2027	0.32
2028	0.31
2029	0.31
2030	0.31
2031	0.31
2032	0.30
2033	0.30
2034	0.30
2035	0.29

Year range	2012-2020	2020-2030	2030-2040	2040-2050	2050
Efficiency improvement per year	0.3%	0.8%	0.9%	0.9%	
Year	2012	2020	2030	2040	2050
Relative energy efficiency	1.000	0.976	0.901	0.823	0.752

https://www.fhwa.dot.gov/environment/climate_change/mitigation/publications_and_tools/ev_deployment/page08.cfm

Vendor Trips Fuel Usage Worksheet

Note: Based on CalEEMod methodology, vendor vehicles HHDT (T7).

Activity ¹	Daily trips ^{1,2}	Trip miles ²	Trip days ¹	Annual VMT
2021				
Building Construction	5	6.9	2	69

¹ Based on information provided.

² Based on CalEEMod defaults.

Year	HHDT (T7) VMT	Gasoline ¹		Diesel ¹	
		HHDT (T7) mpg	HHDT (T7) gallons	HHDT (T7) mpg	HHDT (T7) gallons
2021	69	4.05	0	6.60	10

¹ EMFAC2017 v1.0.3.

Year	VMT from gasoline VMT from diesel	
	HHDT (T7)	HHDT (T7)
2021	0.06%	98.47%

VENDOR

Gasoline		Diesel	
VMT	Gallons	VMT	Gallons
0.04	0.01	68	10
0.04	0.01	68	10

Truck Haul Trips Fuel Usage Worksheet

Note: Hauling vehicles are HHDT (T7)

Activity	Total Trips ¹	Mi/Trip ¹	Annual VMT
2021			
Demolition Haul			0
Grading Soil Haul			0

¹ Based on information provided.

² Based on CalEEMod defaults.

Year	VMT	Gasoline ¹		Diesel ¹	
		HHDT (T7) mpg	HHDT (T7) gallons	HHDT (T7) mpg	HHDT (T7) gallons
2021	0	4.05	0	6.60	0

¹ EMFAC2017 v1.0.2.

Year	VMT from gasoline	VMT from diesel
2020	0.03%	99.54%
2021	0.06%	98.47%
2022	0.05%	99.10%
2023	0.05%	99.08%
2024	0.05%	99.07%

Gasoline		Diesel	
VMT	Gallons	VMT	Gallons
0	0	0	0
0	0	0	0

Off-Road Construction Equipment Fuel Usage Worksheet

Year	Total Gasoline	Total Diesel	Total Natural Gas
	Gallons	Gallons	
2021	75	169	0
Total	75	169	0

	Number of Equipment ¹		Horsepower	OFFROAD2017										
Equipment Type ¹	Equipment ¹	Horsepower		Horsepower Category	Fuel Type	Working days ¹	Hours Per Day	Total Hours of Operation	Gasoline Gal/Hr ²	Total Gasoline gallons	Diesel Gal/Hr ²	Total Diesel gallons	Natural Gas Gal/Hr ²	Total Natural Gas gallons
2021														
EV Charger Construction														
Bore/Drill Rigs	1	221	300		Diesel	2	8	16	0.00	0	5.36	86	0.00	0
Cement and Mortar Mixers	1	9	25		Diesel	2	8	16	0.00	0	0.33	5	0.00	0
Concrete/Industrial Saws	1	81	100		Gasoline	2	8	16	4.71	75	0.00	0	0.00	0
Cranes	1	231	300		Diesel	2	8	16	0.00	0	3.29	53	0.00	0
Tractors/Loaders/Backhoes	1	97	100		Diesel	2	8	16	0.00	0	1.59	25	0.00	0
Select Equipment Type			25		Select Fuel Type	2		0	0.00	0	0.00	0	0.00	0
TOTAL									75		169		0	

¹ Based on information provided.

² OFFROAD2017 v.1.0.1

South Coast AQMD	2023 TRU - Out of State General TRU	Aggregates	50 Diesel	0.00078610	0.0082144	0.00077015	0.13321866	0.10094384	2.79095020	0.00046125	0.00405957	2.5820E-05	2.20813E-05	1775.602706	1009555.007	8030.28522	33000081
South Coast AQMD	2023 TRU - Out of State Tractor TRU	Aggregates	50 Diesel	0.11779514	0.10400033	0.10277310	1.86850011	1.77656411	31.371058	0.01100847	0.03221977	0.00027913	0.00020388	2046.13114	827750.843	9321.10039	238498
South Coast AQMD	2023 TRU - Railcar TRU	Aggregates	50 Diesel	0.01187034	0.05412049	0.03880714	0.19411875	0.13212982	3.35052378	0.00114987	0.00107878	3.08385E-05	2.75332E-05	2127.03792	851605.7626	2843.39749	28950637

EMFAC Fuel Usage: Year 2021

Vehicle type	GAS			DSL			NG			Electricity
	VMT/day	Gallons/day	Miles/gallon	VMT/day	Gallons/day	Miles/gallon	VMT/day	Gallons/day	Miles/gallon	
All other buses	0	0	0.00	196,127	19,558	10.03	0	0	0.00	0
LDA	251,960,829	8,387,380	30.04	2,235,698	47,113	47.45	0	0	0.00	4,288,812
LDT1	26,787,165	1,037,925	25.81	9,769	438	22.31	0	0	0.00	150,723
LDT2	84,313,979	3,539,718	23.82	562,270	16,217	34.67	0	0	0.00	567,119
LHD1	6,390,714	613,123	10.42	4,621,741	217,539	21.25	0	0	0.00	0
LHD2	1,046,372	115,282	9.08	1,781,626	92,764	19.21	0	0	0.00	0
MCY	2,034,868	55,847	36.44	0	0	0.00	0	0	0.00	0
MDV	56,209,460	2,900,982	19.38	1,257,908	47,290	26.60	0	0	0.00	256,086
MH	336,910	66,317	5.08	120,326	11,502	10.46	0	0	0.00	0
Motor coach	0	0	0.00	121,777	19,096	6.38	0	0	0.00	0
OBUS	256,431	51,528	4.98	0	0	0.00	0	0	0.00	0
PTO	0	0	0.00	184,277	37,779	4.88	0	0	0.00	0
SBUS	102,530	11,326	9.05	208,178	27,677	7.52	0	0	0.00	0
T6	1,374,105	274,065	5.01	7,755,176	747,906	10.37	0	0	0.00	0
T7	7,779	1,923	4.05	12,913,822	1,957,431	6.60	192,520	87,659	2.20	0
UBUS	88,729	18,456	4.81	1,478	247	5.99	590,314	148,499	3.98	1,343
Total	430,909,871	17,073,873	25.24	31,970,173	3,242,556	9.86	782,834	236,158	3.31	5,264,083

Source: EMFAC2017 (v1.0.3) Emissions Inventory

Region Type: Air District

Region: South Coast AQMD

Calendar Year: 2021

Season: Annual

Vehicle Classification: EMFAC2011 Categories

Units: miles/day for VMT, trips/day for Trips, tons/day for Emissions, 1000 gallons/day for Fuel Consumption

Region	Calendar Year	Vehicle Category	Model Year	Speed	Fuel	Population	VMT	Trips	Fuel Consumption
South Coast AQMI	2021	All Other Buses	Aggregate	Aggregate	DSL	3313.620284	196127.2167	27834.41038	19.55784389
South Coast AQMI	2021	LDA	Aggregate	Aggregate	GAS	6444755.127	251960829.1	30445138.88	8387.380278
South Coast AQMI	2021	LDA	Aggregate	Aggregate	DSL	55086.24147	2235697.578	261421.0655	47.11272746
South Coast AQMI	2021	LDA	Aggregate	Aggregate	ELEC	107407.0659	4288811.557	537483.7872	0
South Coast AQMI	2021	LDT1	Aggregate	Aggregate	GAS	715053.1646	26787165.5	3291669.777	1037.925125
South Coast AQMI	2021	LDT1	Aggregate	Aggregate	DSL	416.2373741	9768.779686	1451.630325	0.437770233
South Coast AQMI	2021	LDT1	Aggregate	Aggregate	ELEC	3765.99891	150723.395	18801.15656	0
South Coast AQMI	2021	LDT2	Aggregate	Aggregate	GAS	2207488.781	84313978.67	10346294.88	3539.718304
South Coast AQMI	2021	LDT2	Aggregate	Aggregate	DSL	12809.41089	562270.3473	63393.99266	16.21724475
South Coast AQMI	2021	LDT2	Aggregate	Aggregate	ELEC	17082.5036	567118.9552	86612.02796	0
South Coast AQMI	2021	LHD1	Aggregate	Aggregate	GAS	176982.3964	6390713.726	2636774.003	613.1229263
South Coast AQMI	2021	LHD1	Aggregate	Aggregate	DSL	113082.0724	4621741.237	1422430.214	217.5386805
South Coast AQMI	2021	LHD2	Aggregate	Aggregate	GAS	29883.23489	1046372.376	445215.6738	115.2817475
South Coast AQMI	2021	LHD2	Aggregate	Aggregate	DSL	44616.36938	1781625.741	561217.7994	92.76392215
South Coast AQMI	2021	MCY	Aggregate	Aggregate	GAS	286160.563	2034867.698	572321.1261	55.84676856
South Coast AQMI	2021	MDV	Aggregate	Aggregate	GAS	1569537.874	56209459.55	7250478.016	2900.982374
South Coast AQMI	2021	MDV	Aggregate	Aggregate	DSL	30443.59786	1257907.778	149745.6331	47.28975805
South Coast AQMI	2021	MDV	Aggregate	Aggregate	ELEC	7447.232895	256086.1071	38184.47758	0
South Coast AQMI	2021	MH	Aggregate	Aggregate	GAS	35586.60056	336910.0236	3560.08352	66.31669317
South Coast AQMI	2021	MH	Aggregate	Aggregate	DSL	12385.96705	120326.0615	1238.596705	11.5017579
South Coast AQMI	2021	Motor Coach	Aggregate	Aggregate	DSL	936.7180133	121777.4852	13676.08299	19.095862
South Coast AQMI	2021	OBUS	Aggregate	Aggregate	GAS	5971.380603	256430.9176	119475.3831	51.52781599
South Coast AQMI	2021	PTO	Aggregate	Aggregate	DSL	0	184277.0663	0	37.77924686
South Coast AQMI	2021	SBUS	Aggregate	Aggregate	GAS	2478.674789	102530.0329	9914.699156	11.32626665
South Coast AQMI	2021	SBUS	Aggregate	Aggregate	DSL	6588.549248	208177.801	76030.94486	27.67710054
South Coast AQMI	2021	T6 Ag	Aggregate	Aggregate	DSL	22.85219443	295.9499337	100.5496555	0.03331492
South Coast AQMI	2021	T6 CAIRP heavy	Aggregate	Aggregate	DSL	553.9909057	109271.7981	8088.267223	9.57657839
South Coast AQMI	2021	T6 CAIRP small	Aggregate	Aggregate	DSL	290.6444949	15244.08207	4243.409626	1.420660498
South Coast AQMI	2021	T6 instate constructio	Aggregate	Aggregate	DSL	4437.44508	301960.5176	20061.51668	30.27097921
South Coast AQMI	2021	T6 instate constructio	Aggregate	Aggregate	DSL	15142.85734	783531.3116	68460.26926	77.50037708
South Coast AQMI	2021	T6 instate heavy	Aggregate	Aggregate	DSL	19458.60514	2637090.961	224549.6055	244.2126592
South Coast AQMI	2021	T6 instate small	Aggregate	Aggregate	DSL	73641.89125	3701851.926	849817.215	362.4172167
South Coast AQMI	2021	T6 OOS heavy	Aggregate	Aggregate	DSL	315.3567479	62634.7864	4604.208519	5.48224883
South Coast AQMI	2021	T6 OOS small	Aggregate	Aggregate	DSL	168.9205063	8782.744179	2466.239392	0.819435315
South Coast AQMI	2021	T6 Public	Aggregate	Aggregate	DSL	6848.473225	105431.3592	20773.7021	13.16930467
South Coast AQMI	2021	T6 utility	Aggregate	Aggregate	DSL	1727.884548	29080.11602	19870.6723	3.003492605
South Coast AQMI	2021	T6T5	Aggregate	Aggregate	GAS	25312.94647	1374104.99	506461.4329	274.0654525
South Coast AQMI	2021	T7 Ag	Aggregate	Aggregate	DSL	15.35528183	233.1908321	67.56324004	0.041182328
South Coast AQMI	2021	T7 CAIRP	Aggregate	Aggregate	DSL	12695.33301	2254494.031	185351.862	327.7831802
South Coast AQMI	2021	T7 CAIRP constructor	Aggregate	Aggregate	DSL	1200.356018	216900.8628	5426.762887	29.82955221
South Coast AQMI	2021	T7 NNOOS	Aggregate	Aggregate	DSL	13700.8957	2748390.744	200033.0772	383.7779979
South Coast AQMI	2021	T7 NOOS	Aggregate	Aggregate	DSL	4984.814753	885784.3618	72778.2954	131.8797165
South Coast AQMI	2021	T7 POLA	Aggregate	Aggregate	DSL	13972.3405	1763019.447	106189.7878	305.1567273
South Coast AQMI	2021	T7 Public	Aggregate	Aggregate	DSL	8362.274492	169425.2438	25365.56593	29.48961577
South Coast AQMI	2021	T7 Single	Aggregate	Aggregate	DSL	13219.9658	928056.1397	152556.5725	141.4001547
South Coast AQMI	2021	T7 single constructor	Aggregate	Aggregate	DSL	7652.776468	538091.1461	34597.90487	81.75636127
South Coast AQMI	2021	T7 SWCV	Aggregate	Aggregate	DSL	2417.805971	98787.63455	9429.443288	48.60247853
South Coast AQMI	2021	T7 SWCV	Aggregate	Aggregate	NG	4728.677954	192520.0593	18441.84402	87.65918503
South Coast AQMI	2021	T7 tractor	Aggregate	Aggregate	DSL	21110.23019	2852684.512	268099.9234	407.5928615
South Coast AQMI	2021	T7 tractor constructio	Aggregate	Aggregate	DSL	6390.521815	443877.8215	28891.30066	67.90395556
South Coast AQMI	2021	T7 utility	Aggregate	Aggregate	DSL	693.8552226	14077.3145	7979.33506	2.21745907
South Coast AQMI	2021	T7IS	Aggregate	Aggregate	GAS	82.02365392	7779.478841	1641.129268	1.923014316
South Coast AQMI	2021	UBUS	Aggregate	Aggregate	GAS	943.9678376	88729.36464	3775.87135	18.45610299
South Coast AQMI	2021	UBUS	Aggregate	Aggregate	DSL	14.14141831	1478.085683	56.56567323	0.246796198
South Coast AQMI	2021	UBUS	Aggregate	Aggregate	ELEC	17.11693886	1343.18541	68.46775545	0
South Coast AQMI	2021	UBUS	Aggregate	Aggregate	NG	5362.039124	590313.6899	21448.15649	148.4992624

Scenario 12 – Hydrogen Fuel Station Installation

Modeling Assumptions and CalEEMod Outputs

CalEEMod Inputs - South Coast AQMD Rule 2305 Hydrogen Fuel Station Installation, Construction

Name: South Coast AQMD Rule 2305 Hydrogen Fuel Station Installation
Project Number: SCA-04
Project Location: SCAQMD
County/Air Basin: Los Angeles County, South Coast Air Basin (SoCAB)
Climate Zone: 8
Land Use Setting: Urban
Operational Year: 2023
Utility Company: Southern California Edison
Air Basin: SoCAB
Air District: SCAQMD

CalEEMod Land Use Inputs

Land Use Type	Land Use Subtype	Unit Amount	Size Metric	Lot Acreage*	Land Use Square Feet
Parking	Parking Lot	1.307	1000 sqft	0.03	1,307
				0.03	

* based on modeling for gas station projects

Southern California Edison Carbon Intensity Factors

CO ₂ : ^{1,2}	531.44	pounds per megawatt hour
CH ₄ : ³	0.029	pound per megawatt hour
N ₂ O: ³	0.00617	pound per megawatt hour

¹ Based on CO₂e intensity factor of 534 pounds per megawatt hour; Southern California Edison. 2020. 2019 Sustainability Report.
<https://www.edison.com/content/dam/eix/documents/sustainability/eix-2019-sustainability-report.pdf>.

² Based on Intergovernmental Panel on Climate Change Fourth Assessment Report global warming potentials for CH₄ and N₂O; Intergovernmental Panel on Climate Change (IPCC). 2007. Fourth Assessment Report: Climate Change 2007.

³ CalEEMod default values.

Global Warming Potentials (GWP)		
	AR4	AR5
CO ₂	1	1
CH ₄	25	28
N ₂ O	298	265

Based on Intergovernmental Panel on Climate Change Fourth Assessment Report global warming potentials for CH₄ and N₂O; Intergovernmental Panel on Climate Change (IPCC).

Construction Mitigation

SCAQMD Rule 403

Replace Ground Cover	PM10:	5	% Reduction
Replace Ground Cover	PM2.5:	5	% Reduction
Water Exposed Area	Frequency:	2	per day
	PM10:	55	% Reduction
	PM25:	55	% Reduction

Unpaved Roads Vehicle Speed: 15 mph

SCAQMD Rule 1186 Clean Paved Road 9 % PM Reduction

CalEEMod Construction Off-Road Equipment Inputs

*Based on CalEEMod defaults, assumed equipment would not be shared for most conservative results

General Construction Hours: 8 hours btwn 7:00 AM to 4:00 PM (with 1 hr break), Mon-Fri

FUELING STATION INSTALLATION				
		Construction Schedule		
Construction Activities	Phase Type	Start Date	End Date	CalEEMod Duration (Workday)
Demolition ¹	Demolition	1/1/2021	1/4/2021	2
Building Construction ¹	Building Construction	1/5/2021	3/8/2021	45
Total Construction Days:				47

¹ based on info from similar projects within the South Coast AQMD region

Construction Equipment Details							
Equipment	model	# of Equipment	hr/day	hp	load factor*	Tier Rating	total trips
Demolition							
Tractors/Loaders/Backhoes		1	8	97	0.37		
Worker Trips							3
Vendor Trips							0
Hauling Trips							0
Water Trucks							2
Fuel Station Installation*							
Tractors/Loaders/Backhoes		1	8	97	0.37		
Crane		1	8	231	0.2881		
Worker Trips							1
Vendor Trips							0
Hauling Trips							0
Concrete Vendor							2
Delivery Trucks							4

*based on info provided by SCAQMD

Emissions Worksheet

Regional Construction Emissions Worksheet - Fuel Station Installation

Site Preparation			ROG	NOx	CO	SO2	PM10 Total	PM2.5 Total
Onsite		2021 Summer						
	Off-Road		0.19	1.90	2.26	0.00	0.11	0.10
	Total		0.19	1.90	2.26	0.00	0.11	0.10
Offsite								
	Hauling		0.00	0.00	0.00	0.00	0.00	0.00
	Vendor		0.01	0.19	0.05	0.00	0.01	0.00
	Worker		0.01	0.01	0.11	0.00	0.03	0.01
	Total		0.02	0.20	0.16	0.00	0.04	0.01
TOTAL			0.21	2.09	2.42	0.00	0.16	0.12
Onsite		2021 Winter						
	Off-Road		0.19	1.90	2.26	0.00	0.11	0.10
	Total		0.19	1.90	2.26	0.00	0.11	0.10
Offsite								
	Hauling		0.00	0.00	0.00	0.00	0.00	0.00
	Vendor		0.01	0.19	0.05	0.00	0.01	0.00
	Worker		0.01	0.01	0.10	0.00	0.03	0.01
	Total		0.02	0.20	0.15	0.00	0.04	0.01
TOTAL			0.21	2.09	2.41	0.00	0.16	0.12
Onsite		2021						
	Off-Road		0.19	1.90	2.26	0.00	0.11	0.10
	Total		0.19	1.90	2.26	0.00	0.11	0.10
Offsite								
	Hauling		0.00	0.00	0.00	0.00	0.00	0.00
	Vendor		0.01	0.19	0.05	0.00	0.01	0.00
	Worker		0.01	0.01	0.11	0.00	0.03	0.01
	Total		0.02	0.20	0.16	0.00	0.04	0.01
TOTAL			0.21	2.09	2.42	0.00	0.16	0.12
Fuel Station Installation								
			ROG	NOx	CO	SO2	PM10 Total	PM2.5 Total
Onsite		2021 Summer						
	Off-Road		0.60	6.75	4.24	0.01	0.31	0.28
	Total		0.60	6.75	4.24	0.01	0.31	0.28
Offsite								
	Hauling		0.00	0.00	0.00	0.00	0.00	0.00
	Vendor		0.02	0.57	0.14	0.00	0.04	0.01
	Worker		0.00	0.00	0.04	0.00	0.01	0.00
	Total		0.02	0.58	0.17	0.00	0.05	0.01
TOTAL			0.62	7.32	4.42	0.01	0.36	0.30
Onsite		2021 Winter						
	Off-Road		0.60	6.75	4.24	0.01	0.31	0.28
	Total		0.60	6.75	4.24	0.01	0.31	0.28
Offsite								
	Hauling		0.00	0.00	0.00	0.00	0.00	0.00
	Vendor		0.02	0.57	0.15	0.00	0.04	0.01
	Worker		0.00	0.00	0.03	0.00	0.01	0.00
	Total		0.02	0.57	0.19	0.00	0.05	0.01
TOTAL			0.62	7.32	4.43	0.01	0.36	0.30
Onsite		2021						
	Off-Road		0.60	6.75	4.24	0.01	0.31	0.28
	Total		0.60	6.75	4.24	0.01	0.31	0.28
Offsite								
	Hauling		0.00	0.00	0.00	0.00	0.00	0.00
	Vendor		0.02	0.57	0.15	0.00	0.04	0.01
	Worker		0.00	0.00	0.04	0.00	0.01	0.00
	Total		0.02	0.58	0.19	0.00	0.05	0.01
TOTAL			0.62	7.32	4.43	0.01	0.36	0.30

	ROG	NOx	CO	SO2	PM10 Total	PM2.5 Total
Site Preparation	0	2	2	0	0	0
Fuel Station Installation	1	7	4	0	0	0
MAX DAILY (One Projects)	1	7	4	0	0	0
Regional Thresholds	75	100	550	150	150	55
Exceeds Thresholds?	No	No	No	No	No	No

Hydrogen Fuel Station Installation Construction Emissions by Year

		NOx	PM10 Total
MAX DAILY (One Project)		7	0
Scenario 12	# Implemented		
Year 1	955	6,991	340
Year 2	1,003	7,342	357
Year 3	1,160	8,491	413
Year 4	54	395	19
Year 5	54	395	19
Year 6	54	395	19
Year 7	54	395	19
Year 8	54	395	19
Year 9	54	395	19
Year 10	54	395	19

GHG Emissions Inventory

Hydrogen Fueling Station Construction*

	# Implemented	MTCO ₂ e Total Project**	
Year 2022	955	20,588	
Year 2023	1,003	21,622	
Year 2024	1,160	25,007	
Year 2025	54	1,164	
Year 2026	54	1,164	
Year 2027	54	1,164	
Year 2028	54	1,164	
Year 2029	54	1,164	
Year 2030	54	1,164	
Year 2031	54	1,164	
	Total Construction	75,365	
	Amortized Construction Emissions****	2,512	MTCO ₂ e/Year

* Based on calculations using CalEEMod, Version 2016.3.2.25

** MTCO₂e=metric tons of carbon dioxide equivalent.

*** Total construction emissions are amortized over 30 years per SCAQMD methodology; SCAQMD. 2009, November 19. Greenhouse Gases (GHG) CEQA Significance Thresholds Working Group Meeting 14. [http://www.aqmd.gov/docs/default-source/ceqa/handbook/greenhouse-gases-\(ghg\)-ceqa-significance-thresholds/year-2008-2009/ghg-meeting-14/ghg-meeting-14-main-presentation.pdf?sfvrsn=2](http://www.aqmd.gov/docs/default-source/ceqa/handbook/greenhouse-gases-(ghg)-ceqa-significance-thresholds/year-2008-2009/ghg-meeting-14/ghg-meeting-14-main-presentation.pdf?sfvrsn=2).

CalEEMod Outputs

South Coast AQMD Rule 2305 Hydrogen Fuel Station Installation - South Coast AQMD Air District, Summer

South Coast AQMD Rule 2305 Hydrogen Fuel Station Installation

South Coast AQMD Air District, Summer

1.0 Project Characteristics

1.1 Land Usage

Land Uses	Size	Metric	Lot Acreage	Floor Surface Area	Population
Parking Lot	1.31	1000sqft	0.03	1,307.00	0

1.2 Other Project Characteristics

Urbanization	Urban	Wind Speed (m/s)	2.2	Precipitation Freq (Days)	31
Climate Zone	9			Operational Year	2021
Utility Company	Southern California Edison				
CO2 Intensity (lb/MWhr)	531.44	CH4 Intensity (lb/MWhr)	0.029	N2O Intensity (lb/MWhr)	0.006

1.3 User Entered Comments & Non-Default Data

Project Characteristics - 2019 SCE Sustainability Report

Land Use -

Construction Phase - based on info from similar projects within the SCAQMD region

Off-road Equipment - based on info from similar projects within SCAQMD region

Off-road Equipment -

Trips and VMT - assuming 2 vt/water truck/day for demolition. Assuming a max of 6 vt/day for installation based on info from similar projects within SCAQMD region

Off-road Equipment - based on info from similar projects within the SCAQMD region

Construction Off-road Equipment Mitigation - SCAQMD Rules 403 and 1186

Table Name	Column Name	Default Value	New Value
tblConstDustMitigation	CleanPavedRoadPercentReduction	0	9

tblConstDustMitigation	WaterUnpavedRoadVehicleSpeed	0	15
tblConstructionPhase	NumDays	100.00	45.00
tblConstructionPhase	NumDays	10.00	2.00
tblConstructionPhase	PhaseEndDate	6/8/2021	3/8/2021
tblConstructionPhase	PhaseEndDate	1/14/2021	1/4/2021
tblConstructionPhase	PhaseStartDate	1/20/2021	1/5/2021
tblOffRoadEquipment	OffRoadEquipmentUnitAmount	1.00	0.00
tblOffRoadEquipment	OffRoadEquipmentUnitAmount	2.00	0.00
tblOffRoadEquipment	OffRoadEquipmentUnitAmount	1.00	0.00
tblOffRoadEquipment	OffRoadEquipmentUnitAmount	2.00	1.00
tblOffRoadEquipment	OffRoadEquipmentUnitAmount	2.00	1.00
tblOffRoadEquipment	UsageHours	4.00	8.00
tblOffRoadEquipment	UsageHours	6.00	8.00
tblProjectCharacteristics	CO2IntensityFactor	702.44	531.44
tblTripsAndVMT	VendorTripNumber	0.00	2.00
tblTripsAndVMT	VendorTripNumber	0.00	6.00

2.0 Emissions Summary

2.1 Overall Construction (Maximum Daily Emission)

Unmitigated Construction

	ROG	NOx	CO	SO2	Fugitive PM10	Exhaust PM10	PM10 Total	Fugitive PM2.5	Exhaust PM2.5	PM2.5 Total	Bio- CO2	NBio- CO2	Total CO2	CH4	N2O	CO2e
Year	lb/day										lb/day					
2021	0.6211	7.3201	4.4166	0.0105	0.0496	0.3099	0.3595	0.0140	0.2851	0.2992	0.0000	1,034.1760	1,034.1760	0.2882	0.0000	1,041.3812
Maximum	0.6211	7.3201	4.4166	0.0105	0.0496	0.3099	0.3595	0.0140	0.2851	0.2992	0.0000	1,034.1760	1,034.1760	0.2882	0.0000	1,041.3812

Mitigated Construction

	ROG	NOx	CO	SO2	Fugitive PM10	Exhaust PM10	PM10 Total	Fugitive PM2.5	Exhaust PM2.5	PM2.5 Total	Bio- CO2	NBio- CO2	Total CO2	CH4	N2O	CO2e
Year	lb/day										lb/day					
2021	0.6211	7.3201	4.4166	0.0105	0.0462	0.3099	0.3561	0.0132	0.2851	0.2984	0.0000	1,034.1760	1,034.1760	0.2882	0.0000	1,041.3812
Maximum	0.6211	7.3201	4.4166	0.0105	0.0462	0.3099	0.3561	0.0132	0.2851	0.2984	0.0000	1,034.1760	1,034.1760	0.2882	0.0000	1,041.3812

	ROG	NOx	CO	SO2	Fugitive PM10	Exhaust PM10	PM10 Total	Fugitive PM2.5	Exhaust PM2.5	PM2.5 Total	Bio- CO2	NBio- CO2	Total CO2	CH4	N2O	CO2e
Percent Reduction	0.00	0.00	0.00	0.00	6.74	0.00	0.93	5.85	0.00	0.27	0.00	0.00	0.00	0.00	0.00	0.00

3.0 Construction Detail

Construction Phase

Phase Number	Phase Name	Phase Type	Start Date	End Date	Num Days Week	Num Days	Phase Description
1	Demolition	Demolition	1/1/2021	1/4/2021	5	2	
2	Fuel Station Installation	Building Construction	1/5/2021	3/8/2021	5	45	

Acres of Grading (Site Preparation Phase): 0

Acres of Grading (Grading Phase): 0

Acres of Paving: 0.03

Residential Indoor: 0; Residential Outdoor: 0; Non-Residential Indoor: 0; Non-Residential Outdoor: 0; Striped Parking Area: 0

OffRoad Equipment

Phase Name	Offroad Equipment Type	Amount	Usage Hours	Horse Power	Load Factor
Demolition	Concrete/Industrial Saws	0	8.00	81	0.73
Fuel Station Installation	Cranes	1	8.00	231	0.29
Fuel Station Installation	Forklifts	0	6.00	89	0.20
Demolition	Rubber Tired Dozers	0	1.00	247	0.40

Fuel Station Installation	Tractors/Loaders/Backhoes	1	8.00	97	0.37
Demolition	Tractors/Loaders/Backhoes	1	8.00	97	0.37

Trips and VMT

Phase Name	Offroad Equipment Count	Worker Trip Number	Vendor Trip Number	Hauling Trip Number	Worker Trip Length	Vendor Trip Length	Hauling Trip Length	Worker Vehicle Class	Vendor Vehicle Class	Hauling Vehicle Class
Demolition	1	3.00	2.00	0.00	14.70	6.90	20.00	LD_Mix	HDT_Mix	HHDT
Fuel Station Installation	2	1.00	6.00	0.00	14.70	6.90	20.00	LD_Mix	HDT_Mix	HHDT

3.1 Mitigation Measures Construction

Replace Ground Cover

Water Exposed Area

Reduce Vehicle Speed on Unpaved Roads

Clean Paved Roads

3.2 Demolition - 2021

Unmitigated Construction On-Site

	ROG	NOx	CO	SO2	Fugitive PM10	Exhaust PM10	PM10 Total	Fugitive PM2.5	Exhaust PM2.5	PM2.5 Total	Bio- CO2	NBio- CO2	Total CO2	CH4	N2O	CO2e
Category	lb/day										lb/day					
Off-Road	0.1873	1.8958	2.2602	3.1100e-003		0.1118	0.1118		0.1028	0.1028		300.9001	300.9001	0.0973		303.3330
Total	0.1873	1.8958	2.2602	3.1100e-003		0.1118	0.1118		0.1028	0.1028		300.9001	300.9001	0.0973		303.3330

Unmitigated Construction Off-Site

	ROG	NOx	CO	SO2	Fugitive PM10	Exhaust PM10	PM10 Total	Fugitive PM2.5	Exhaust PM2.5	PM2.5 Total	Bio- CO2	NBio- CO2	Total CO2	CH4	N2O	CO2e
Category	lb/day										lb/day					
Hauling	0.0000	0.0000	0.0000	0.0000	0.0000	0.0000	0.0000	0.0000	0.0000	0.0000		0.0000	0.0000	0.0000		0.0000
Vendor	5.5700e-003	0.1908	0.0453	5.1000e-004	0.0128	3.8000e-004	0.0132	3.6900e-003	3.7000e-004	4.0500e-003		54.4877	54.4877	3.3000e-003		54.5701
Worker	0.0127	8.2100e-003	0.1130	3.3000e-004	0.0335	2.5000e-004	0.0338	8.8900e-003	2.3000e-004	9.1200e-003		33.2221	33.2221	8.9000e-004		33.2444
Total	0.0182	0.1990	0.1583	8.4000e-004	0.0463	6.3000e-004	0.0470	0.0126	6.0000e-004	0.0132		87.7098	87.7098	4.1900e-003		87.8145

Mitigated Construction On-Site

	ROG	NOx	CO	SO2	Fugitive PM10	Exhaust PM10	PM10 Total	Fugitive PM2.5	Exhaust PM2.5	PM2.5 Total	Bio- CO2	NBio- CO2	Total CO2	CH4	N2O	CO2e
Category	lb/day										lb/day					
Off-Road	0.1873	1.8958	2.2602	3.1100e-003		0.1118	0.1118		0.1028	0.1028	0.0000	300.9001	300.9001	0.0973		303.3330
Total	0.1873	1.8958	2.2602	3.1100e-003		0.1118	0.1118		0.1028	0.1028	0.0000	300.9001	300.9001	0.0973		303.3330

Mitigated Construction Off-Site

	ROG	NOx	CO	SO2	Fugitive PM10	Exhaust PM10	PM10 Total	Fugitive PM2.5	Exhaust PM2.5	PM2.5 Total	Bio- CO2	NBio- CO2	Total CO2	CH4	N2O	CO2e
Category	lb/day										lb/day					
Hauling	0.0000	0.0000	0.0000	0.0000	0.0000	0.0000	0.0000	0.0000	0.0000	0.0000		0.0000	0.0000	0.0000		0.0000
Vendor	5.5700e-003	0.1908	0.0453	5.1000e-004	0.0120	3.8000e-004	0.0124	3.4800e-003	3.7000e-004	3.8500e-003		54.4877	54.4877	3.3000e-003		54.5701

Worker	0.0127	8.2100e-003	0.1130	3.3000e-004	0.0309	2.5000e-004	0.0312	8.2500e-003	2.3000e-004	8.4800e-003		33.2221	33.2221	8.9000e-004		33.2444
Total	0.0182	0.1990	0.1583	8.4000e-004	0.0429	6.3000e-004	0.0435	0.0117	6.0000e-004	0.0123		87.7098	87.7098	4.1900e-003		87.8145

3.3 Fuel Station Installation - 2021

Unmitigated Construction On-Site

	ROG	NOx	CO	SO2	Fugitive PM10	Exhaust PM10	PM10 Total	Fugitive PM2.5	Exhaust PM2.5	PM2.5 Total	Bio- CO2	NBio- CO2	Total CO2	CH4	N2O	CO2e
Category	lb/day										lb/day					
Off-Road	0.6002	6.7452	4.2431	8.8800e-003		0.3087	0.3087		0.2840	0.2840		859.6388	859.6388	0.2780		866.5895
Total	0.6002	6.7452	4.2431	8.8800e-003		0.3087	0.3087		0.2840	0.2840		859.6388	859.6388	0.2780		866.5895

Unmitigated Construction Off-Site

	ROG	NOx	CO	SO2	Fugitive PM10	Exhaust PM10	PM10 Total	Fugitive PM2.5	Exhaust PM2.5	PM2.5 Total	Bio- CO2	NBio- CO2	Total CO2	CH4	N2O	CO2e
Category	lb/day										lb/day					
Hauling	0.0000	0.0000	0.0000	0.0000	0.0000	0.0000	0.0000	0.0000	0.0000	0.0000		0.0000	0.0000	0.0000		0.0000
Vendor	0.0167	0.5723	0.1358	1.5300e-003	0.0384	1.1500e-003	0.0396	0.0111	1.1000e-003	0.0122		163.4631	163.4631	9.8900e-003		163.7103
Worker	4.2200e-003	2.7400e-003	0.0377	1.1000e-004	0.0112	8.0000e-005	0.0113	2.9600e-003	8.0000e-005	3.0400e-003		11.0740	11.0740	3.0000e-004		11.0815
Total	0.0209	0.5750	0.1735	1.6400e-003	0.0496	1.2300e-003	0.0508	0.0140	1.1800e-003	0.0152		174.5371	174.5371	0.0102		174.7918

Mitigated Construction On-Site

	ROG	NOx	CO	SO2	Fugitive PM10	Exhaust PM10	PM10 Total	Fugitive PM2.5	Exhaust PM2.5	PM2.5 Total	Bio- CO2	NBio- CO2	Total CO2	CH4	N2O	CO2e
Category	lb/day										lb/day					
Off-Road	0.6002	6.7452	4.2431	8.8800e-003		0.3087	0.3087		0.2840	0.2840	0.0000	859.6388	859.6388	0.2780		866.5895
Total	0.6002	6.7452	4.2431	8.8800e-003		0.3087	0.3087		0.2840	0.2840	0.0000	859.6388	859.6388	0.2780		866.5895

Mitigated Construction Off-Site

	ROG	NOx	CO	SO2	Fugitive PM10	Exhaust PM10	PM10 Total	Fugitive PM2.5	Exhaust PM2.5	PM2.5 Total	Bio- CO2	NBio- CO2	Total CO2	CH4	N2O	CO2e
Category	lb/day										lb/day					
Hauling	0.0000	0.0000	0.0000	0.0000	0.0000	0.0000	0.0000	0.0000	0.0000	0.0000		0.0000	0.0000	0.0000		0.0000
Vendor	0.0167	0.5723	0.1358	1.5300e-003	0.0359	1.1500e-003	0.0371	0.0105	1.1000e-003	0.0116		163.4631	163.4631	9.8900e-003		163.7103
Worker	4.2200e-003	2.7400e-003	0.0377	1.1000e-004	0.0103	8.0000e-005	0.0104	2.7500e-003	8.0000e-005	2.8300e-003		11.0740	11.0740	3.0000e-004		11.0815
Total	0.0209	0.5750	0.1735	1.6400e-003	0.0462	1.2300e-003	0.0475	0.0132	1.1800e-003	0.0144		174.5371	174.5371	0.0102		174.7918

South Coast AQMD Rule 2305 Hydrogen Fuel Station Installation - South Coast AQMD Air District, Winter

South Coast AQMD Rule 2305 Hydrogen Fuel Station Installation

South Coast AQMD Air District, Winter

1.0 Project Characteristics

1.1 Land Usage

Land Uses	Size	Metric	Lot Acreage	Floor Surface Area	Population
Parking Lot	1.31	1000sqft	0.03	1,307.00	0

1.2 Other Project Characteristics

Urbanization	Urban	Wind Speed (m/s)	2.2	Precipitation Freq (Days)	31
Climate Zone	9			Operational Year	2021
Utility Company	Southern California Edison				
CO2 Intensity (lb/MWhr)	531.44	CH4 Intensity (lb/MWhr)	0.029	N2O Intensity (lb/MWhr)	0.006

1.3 User Entered Comments & Non-Default Data

Project Characteristics - 2019 SCE Sustainability Report

Land Use -

Construction Phase - based on info from similar projects within the SCAQMD region

Off-road Equipment - based on info from similar projects within SCAQMD region

Off-road Equipment -

Trips and VMT - assuming 2 vt/water truck/day for demolition. Assuming a max of 6 vt/day for installation based on info from similar projects within SCAQMD region

Off-road Equipment - based on info from similar projects within the SCAQMD region

Construction Off-road Equipment Mitigation - SCAQMD Rules 403 and 1186

Table Name	Column Name	Default Value	New Value
tblConstDustMitigation	CleanPavedRoadPercentReduction	0	9

tblConstDustMitigation	WaterUnpavedRoadVehicleSpeed	0	15
tblConstructionPhase	NumDays	100.00	45.00
tblConstructionPhase	NumDays	10.00	2.00
tblConstructionPhase	PhaseEndDate	6/8/2021	3/8/2021
tblConstructionPhase	PhaseEndDate	1/14/2021	1/4/2021
tblConstructionPhase	PhaseStartDate	1/20/2021	1/5/2021
tblOffRoadEquipment	OffRoadEquipmentUnitAmount	1.00	0.00
tblOffRoadEquipment	OffRoadEquipmentUnitAmount	2.00	0.00
tblOffRoadEquipment	OffRoadEquipmentUnitAmount	1.00	0.00
tblOffRoadEquipment	OffRoadEquipmentUnitAmount	2.00	1.00
tblOffRoadEquipment	OffRoadEquipmentUnitAmount	2.00	1.00
tblOffRoadEquipment	UsageHours	4.00	8.00
tblOffRoadEquipment	UsageHours	6.00	8.00
tblProjectCharacteristics	CO2IntensityFactor	702.44	531.44
tblTripsAndVMT	VendorTripNumber	0.00	2.00
tblTripsAndVMT	VendorTripNumber	0.00	6.00

2.0 Emissions Summary

2.1 Overall Construction (Maximum Daily Emission)

Unmitigated Construction

	ROG	NOx	CO	SO2	Fugitive PM10	Exhaust PM10	PM10 Total	Fugitive PM2.5	Exhaust PM2.5	PM2.5 Total	Bio- CO2	NBio- CO2	Total CO2	CH4	N2O	CO2e
Year	lb/day										lb/day					
2021	0.6224	7.3186	4.4289	0.0105	0.0496	0.3099	0.3595	0.0140	0.2852	0.2992	0.0000	1,028.7256	1,028.7256	0.2889	0.0000	1,035.9487
Maximum	0.6224	7.3186	4.4289	0.0105	0.0496	0.3099	0.3595	0.0140	0.2852	0.2992	0.0000	1,028.7256	1,028.7256	0.2889	0.0000	1,035.9487

Mitigated Construction

	ROG	NOx	CO	SO2	Fugitive PM10	Exhaust PM10	PM10 Total	Fugitive PM2.5	Exhaust PM2.5	PM2.5 Total	Bio- CO2	NBio- CO2	Total CO2	CH4	N2O	CO2e
Year	lb/day										lb/day					
2021	0.6224	7.3186	4.4289	0.0105	0.0462	0.3099	0.3562	0.0132	0.2852	0.2984	0.0000	1,028.7256	1,028.7256	0.2889	0.0000	1,035.9487
Maximum	0.6224	7.3186	4.4289	0.0105	0.0462	0.3099	0.3562	0.0132	0.2852	0.2984	0.0000	1,028.7256	1,028.7256	0.2889	0.0000	1,035.9487

	ROG	NOx	CO	SO2	Fugitive PM10	Exhaust PM10	PM10 Total	Fugitive PM2.5	Exhaust PM2.5	PM2.5 Total	Bio- CO2	NBio- CO2	Total CO2	CH4	N2O	CO2e
Percent Reduction	0.00	0.00	0.00	0.00	6.74	0.00	0.93	5.85	0.00	0.27	0.00	0.00	0.00	0.00	0.00	0.00

3.0 Construction Detail

Construction Phase

Phase Number	Phase Name	Phase Type	Start Date	End Date	Num Days Week	Num Days	Phase Description
1	Demolition	Demolition	1/1/2021	1/4/2021	5	2	
2	Fuel Station Installation	Building Construction	1/5/2021	3/8/2021	5	45	

Acres of Grading (Site Preparation Phase): 0

Acres of Grading (Grading Phase): 0

Acres of Paving: 0.03

Residential Indoor: 0; Residential Outdoor: 0; Non-Residential Indoor: 0; Non-Residential Outdoor: 0; Striped Parking Area: 0

OffRoad Equipment

Phase Name	Offroad Equipment Type	Amount	Usage Hours	Horse Power	Load Factor
Demolition	Concrete/Industrial Saws	0	8.00	81	0.73
Fuel Station Installation	Cranes	1	8.00	231	0.29
Fuel Station Installation	Forklifts	0	6.00	89	0.20
Demolition	Rubber Tired Dozers	0	1.00	247	0.40

Fuel Station Installation	Tractors/Loaders/Backhoes	1	8.00	97	0.37
Demolition	Tractors/Loaders/Backhoes	1	8.00	97	0.37

Trips and VMT

Phase Name	Offroad Equipment Count	Worker Trip Number	Vendor Trip Number	Hauling Trip Number	Worker Trip Length	Vendor Trip Length	Hauling Trip Length	Worker Vehicle Class	Vendor Vehicle Class	Hauling Vehicle Class
Demolition	1	3.00	2.00	0.00	14.70	6.90	20.00	LD_Mix	HDT_Mix	HHDT
Fuel Station Installation	2	1.00	6.00	0.00	14.70	6.90	20.00	LD_Mix	HDT_Mix	HHDT

3.1 Mitigation Measures Construction

Replace Ground Cover

Water Exposed Area

Reduce Vehicle Speed on Unpaved Roads

Clean Paved Roads

3.2 Demolition - 2021

Unmitigated Construction On-Site

	ROG	NOx	CO	SO2	Fugitive PM10	Exhaust PM10	PM10 Total	Fugitive PM2.5	Exhaust PM2.5	PM2.5 Total	Bio- CO2	NBio- CO2	Total CO2	CH4	N2O	CO2e
Category	lb/day										lb/day					
Off-Road	0.1873	1.8958	2.2602	3.1100e-003		0.1118	0.1118		0.1028	0.1028		300.9001	300.9001	0.0973		303.3330
Total	0.1873	1.8958	2.2602	3.1100e-003		0.1118	0.1118		0.1028	0.1028		300.9001	300.9001	0.0973		303.3330

Unmitigated Construction Off-Site

	ROG	NOx	CO	SO2	Fugitive PM10	Exhaust PM10	PM10 Total	Fugitive PM2.5	Exhaust PM2.5	PM2.5 Total	Bio- CO2	NBio- CO2	Total CO2	CH4	N2O	CO2e
Category	lb/day										lb/day					
Hauling	0.0000	0.0000	0.0000	0.0000	0.0000	0.0000	0.0000	0.0000	0.0000	0.0000		0.0000	0.0000	0.0000		0.0000
Vendor	5.8600e-003	0.1902	0.0507	5.0000e-004	0.0128	4.0000e-004	0.0132	3.6900e-003	3.8000e-004	4.0600e-003		52.9100	52.9100	3.5400e-003		52.9985
Worker	0.0138	8.9900e-003	0.1016	3.1000e-004	0.0335	2.5000e-004	0.0338	8.8900e-003	2.3000e-004	9.1200e-003		31.0700	31.0700	8.3000e-004		31.0909
Total	0.0197	0.1991	0.1522	8.1000e-004	0.0463	6.5000e-004	0.0470	0.0126	6.1000e-004	0.0132		83.9801	83.9801	4.3700e-003		84.0894

Mitigated Construction On-Site

	ROG	NOx	CO	SO2	Fugitive PM10	Exhaust PM10	PM10 Total	Fugitive PM2.5	Exhaust PM2.5	PM2.5 Total	Bio- CO2	NBio- CO2	Total CO2	CH4	N2O	CO2e
Category	lb/day										lb/day					
Off-Road	0.1873	1.8958	2.2602	3.1100e-003		0.1118	0.1118		0.1028	0.1028	0.0000	300.9001	300.9001	0.0973		303.3330
Total	0.1873	1.8958	2.2602	3.1100e-003		0.1118	0.1118		0.1028	0.1028	0.0000	300.9001	300.9001	0.0973		303.3330

Mitigated Construction Off-Site

	ROG	NOx	CO	SO2	Fugitive PM10	Exhaust PM10	PM10 Total	Fugitive PM2.5	Exhaust PM2.5	PM2.5 Total	Bio- CO2	NBio- CO2	Total CO2	CH4	N2O	CO2e
Category	lb/day										lb/day					
Hauling	0.0000	0.0000	0.0000	0.0000	0.0000	0.0000	0.0000	0.0000	0.0000	0.0000		0.0000	0.0000	0.0000		0.0000
Vendor	5.8600e-003	0.1902	0.0507	5.0000e-004	0.0120	4.0000e-004	0.0124	3.4800e-003	3.8000e-004	3.8600e-003		52.9100	52.9100	3.5400e-003		52.9985

Worker	0.0138	8.9900e-003	0.1016	3.1000e-004	0.0309	2.5000e-004	0.0312	8.2500e-003	2.3000e-004	8.4800e-003		31.0700	31.0700	8.3000e-004		31.0909
Total	0.0197	0.1991	0.1522	8.1000e-004	0.0429	6.5000e-004	0.0435	0.0117	6.1000e-004	0.0123		83.9801	83.9801	4.3700e-003		84.0894

3.3 Fuel Station Installation - 2021

Unmitigated Construction On-Site

	ROG	NOx	CO	SO2	Fugitive PM10	Exhaust PM10	PM10 Total	Fugitive PM2.5	Exhaust PM2.5	PM2.5 Total	Bio- CO2	NBio- CO2	Total CO2	CH4	N2O	CO2e
Category	lb/day										lb/day					
Off-Road	0.6002	6.7452	4.2431	8.8800e-003		0.3087	0.3087		0.2840	0.2840		859.6388	859.6388	0.2780		866.5895
Total	0.6002	6.7452	4.2431	8.8800e-003		0.3087	0.3087		0.2840	0.2840		859.6388	859.6388	0.2780		866.5895

Unmitigated Construction Off-Site

	ROG	NOx	CO	SO2	Fugitive PM10	Exhaust PM10	PM10 Total	Fugitive PM2.5	Exhaust PM2.5	PM2.5 Total	Bio- CO2	NBio- CO2	Total CO2	CH4	N2O	CO2e
Category	lb/day										lb/day					
Hauling	0.0000	0.0000	0.0000	0.0000	0.0000	0.0000	0.0000	0.0000	0.0000	0.0000		0.0000	0.0000	0.0000		0.0000
Vendor	0.0176	0.5704	0.1520	1.4900e-003	0.0384	1.1900e-003	0.0396	0.0111	1.1400e-003	0.0122		158.7301	158.7301	0.0106		158.9956
Worker	4.6100e-003	3.0000e-003	0.0339	1.0000e-004	0.0112	8.0000e-005	0.0113	2.9600e-003	8.0000e-005	3.0400e-003		10.3567	10.3567	2.8000e-004		10.3636
Total	0.0222	0.5734	0.1858	1.5900e-003	0.0496	1.2700e-003	0.0509	0.0140	1.2200e-003	0.0152		169.0868	169.0868	0.0109		169.3592

Mitigated Construction On-Site

	ROG	NOx	CO	SO2	Fugitive PM10	Exhaust PM10	PM10 Total	Fugitive PM2.5	Exhaust PM2.5	PM2.5 Total	Bio- CO2	NBio- CO2	Total CO2	CH4	N2O	CO2e
Category	lb/day										lb/day					
Off-Road	0.6002	6.7452	4.2431	8.8800e-003		0.3087	0.3087		0.2840	0.2840	0.0000	859.6388	859.6388	0.2780		866.5895
Total	0.6002	6.7452	4.2431	8.8800e-003		0.3087	0.3087		0.2840	0.2840	0.0000	859.6388	859.6388	0.2780		866.5895

Mitigated Construction Off-Site

	ROG	NOx	CO	SO2	Fugitive PM10	Exhaust PM10	PM10 Total	Fugitive PM2.5	Exhaust PM2.5	PM2.5 Total	Bio- CO2	NBio- CO2	Total CO2	CH4	N2O	CO2e
Category	lb/day										lb/day					
Hauling	0.0000	0.0000	0.0000	0.0000	0.0000	0.0000	0.0000	0.0000	0.0000	0.0000		0.0000	0.0000	0.0000		0.0000
Vendor	0.0176	0.5704	0.1520	1.4900e-003	0.0359	1.1900e-003	0.0371	0.0105	1.1400e-003	0.0116		158.7301	158.7301	0.0106		158.9956
Worker	4.6100e-003	3.0000e-003	0.0339	1.0000e-004	0.0103	8.0000e-005	0.0104	2.7500e-003	8.0000e-005	2.8300e-003		10.3567	10.3567	2.8000e-004		10.3636
Total	0.0222	0.5734	0.1858	1.5900e-003	0.0462	1.2700e-003	0.0475	0.0132	1.2200e-003	0.0144		169.0868	169.0868	0.0109		169.3592

South Coast AQMD Rule 2305 Hydrogen Fuel Station Installation - South Coast AQMD Air District, Annual

South Coast AQMD Rule 2305 Hydrogen Fuel Station Installation**South Coast AQMD Air District, Annual****1.0 Project Characteristics****1.1 Land Usage**

Land Uses	Size	Metric	Lot Acreage	Floor Surface Area	Population
Parking Lot	1.31	1000sqft	0.03	1,307.00	0

1.2 Other Project Characteristics

Urbanization	Urban	Wind Speed (m/s)	2.2	Precipitation Freq (Days)	31
Climate Zone	9			Operational Year	2021
Utility Company	Southern California Edison				
CO2 Intensity (lb/MW hr)	531.44	CH4 Intensity (lb/MW hr)	0.029	N2O Intensity (lb/MW hr)	0.006

1.3 User Entered Comments & Non-Default Data

Project Characteristics - 2019 SCE Sustainability Report

Land Use -

Construction Phase - based on info from similar projects within the SCAQMD region

Off-road Equipment - based on info from similar projects within SCAQMD region

Off-road Equipment -

Trips and VMT - assuming 2 vt/water truck/day for demolition. Assuming a max of 6 vt/day for installation based on info from similar projects within SCAQMD region

Off-road Equipment - based on info from similar projects within the SCAQMD region

Construction Off-road Equipment Mitigation - SCAQMD Rules 403 and 1186

Table Name	Column Name	Default Value	New Value
tblConstDustMitigation	CleanPavedRoadPercentReduction	0	9
tblConstDustMitigation	WaterUnpavedRoadVehicleSpeed	0	15

tblConstructionPhase	NumDays	100.00	45.00
tblConstructionPhase	NumDays	10.00	2.00
tblConstructionPhase	PhaseEndDate	6/8/2021	3/8/2021
tblConstructionPhase	PhaseEndDate	1/14/2021	1/4/2021
tblConstructionPhase	PhaseStartDate	1/20/2021	1/5/2021
tblOffRoadEquipment	OffRoadEquipmentUnitAmount	1.00	0.00
tblOffRoadEquipment	OffRoadEquipmentUnitAmount	2.00	0.00
tblOffRoadEquipment	OffRoadEquipmentUnitAmount	1.00	0.00
tblOffRoadEquipment	OffRoadEquipmentUnitAmount	2.00	1.00
tblOffRoadEquipment	OffRoadEquipmentUnitAmount	2.00	1.00
tblOffRoadEquipment	UsageHours	4.00	8.00
tblOffRoadEquipment	UsageHours	6.00	8.00
tblProjectCharacteristics	CO2IntensityFactor	702.44	531.44
tblTripsAndVMT	VendorTripNumber	0.00	2.00
tblTripsAndVMT	VendorTripNumber	0.00	6.00

2.0 Emissions Summary

2.1 Overall Construction

Unmitigated Construction

	ROG	NOx	CO	SO2	Fugitive PM10	Exhaust PM10	PM10 Total	Fugitive PM2.5	Exhaust PM2.5	PM2.5 Total	Bio- CO2	NBio- CO2	Total CO2	CH4	N2O	CO2e
Year	tons/yr										MT/yr					
2021	0.0142	0.1670	0.1019	2.4000e-004	1.1400e-003	7.0900e-003	8.2300e-003	3.2000e-004	6.5200e-003	6.8400e-003	0.0000	21.4081	21.4081	5.9800e-003	0.0000	21.5577
Maximum	0.0142	0.1670	0.1019	2.4000e-004	1.1400e-003	7.0900e-003	8.2300e-003	3.2000e-004	6.5200e-003	6.8400e-003	0.0000	21.4081	21.4081	5.9800e-003	0.0000	21.5577

Mitigated Construction

	ROG	NOx	CO	SO2	Fugitive PM10	Exhaust PM10	PM10 Total	Fugitive PM2.5	Exhaust PM2.5	PM2.5 Total	Bio- CO2	NBio- CO2	Total CO2	CH4	N2O	CO2e
Year	tons/yr										MT/yr					
2021	0.0142	0.1670	0.1019	2.4000e-004	1.0700e-003	7.0900e-003	8.1500e-003	3.0000e-004	6.5200e-003	6.8200e-003	0.0000	21.4081	21.4081	5.9800e-003	0.0000	21.5576
Maximum	0.0142	0.1670	0.1019	2.4000e-004	1.0700e-003	7.0900e-003	8.1500e-003	3.0000e-004	6.5200e-003	6.8200e-003	0.0000	21.4081	21.4081	5.9800e-003	0.0000	21.5576

	ROG	NOx	CO	SO2	Fugitive PM10	Exhaust PM10	PM10 Total	Fugitive PM2.5	Exhaust PM2.5	PM2.5 Total	Bio- CO2	NBio-CO2	Total CO2	CH4	N2O	CO2e
Percent Reduction	0.00	0.00	0.00	0.00	6.14	0.00	0.97	6.25	0.00	0.29	0.00	0.00	0.00	0.00	0.00	0.00

Quarter	Start Date	End Date	Maximum Unmitigated ROG + NOX (tons/quarter)	Maximum Mitigated ROG + NOX (tons/quarter)
1	1-1-2021	3-31-2021	0.1820	0.1820
		Highest	0.1820	0.1820

3.0 Construction Detail

Construction Phase

Phase Number	Phase Name	Phase Type	Start Date	End Date	Num Days Week	Num Days	Phase Description
1	Demolition	Demolition	1/1/2021	1/4/2021	5	2	
2	Fuel Station Installation	Building Construction	1/5/2021	3/8/2021	5	45	

Acres of Grading (Site Preparation Phase): 0

Acres of Grading (Grading Phase): 0

Acres of Paving: 0.03

Residential Indoor: 0; Residential Outdoor: 0; Non-Residential Indoor: 0; Non-Residential Outdoor: 0; Striped Parking Area: 0

OffRoad Equipment

Phase Name	Offroad Equipment Type	Amount	Usage Hours	Horse Power	Load Factor
Demolition	Concrete/Industrial Saws	0	8.00	81	0.73
Fuel Station Installation	Cranes	1	8.00	231	0.29
Fuel Station Installation	Forklifts	0	6.00	89	0.20
Demolition	Rubber Tired Dozers	0	1.00	247	0.40
Fuel Station Installation	Tractors/Loaders/Backhoes	1	8.00	97	0.37
Demolition	Tractors/Loaders/Backhoes	1	8.00	97	0.37

Trips and VMT

Phase Name	Offroad Equipment Count	Worker Trip Number	Vendor Trip Number	Hauling Trip Number	Worker Trip Length	Vendor Trip Length	Hauling Trip Length	Worker Vehicle Class	Vendor Vehicle Class	Hauling Vehicle Class
Demolition	1	3.00	2.00	0.00	14.70	6.90	20.00	LD_Mix	HDT_Mix	HHDT
Fuel Station Installation	2	1.00	6.00	0.00	14.70	6.90	20.00	LD_Mix	HDT_Mix	HHDT

3.1 Mitigation Measures Construction

Replace Ground Cover

Water Exposed Area

Reduce Vehicle Speed on Unpaved Roads

Clean Paved Roads

3.2 Demolition - 2021

Unmitigated Construction On-Site

	ROG	NOx	CO	SO2	Fugitive PM10	Exhaust PM10	PM10 Total	Fugitive PM2.5	Exhaust PM2.5	PM2.5 Total	Bio- CO2	NBio- CO2	Total CO2	CH4	N2O	CO2e
Category	tons/yr										MT/yr					
Off-Road	1.9000e-004	1.9000e-003	2.2600e-003	0.0000		1.1000e-004	1.1000e-004		1.0000e-004	1.0000e-004	0.0000	0.2730	0.2730	9.0000e-005	0.0000	0.2752
Total	1.9000e-004	1.9000e-003	2.2600e-003	0.0000		1.1000e-004	1.1000e-004		1.0000e-004	1.0000e-004	0.0000	0.2730	0.2730	9.0000e-005	0.0000	0.2752

Unmitigated Construction Off-Site

	ROG	NOx	CO	SO2	Fugitive PM10	Exhaust PM10	PM10 Total	Fugitive PM2.5	Exhaust PM2.5	PM2.5 Total	Bio- CO2	NBio- CO2	Total CO2	CH4	N2O	CO2e
Category	tons/yr										MT/yr					

Hauling	0.0000	0.0000	0.0000	0.0000	0.0000	0.0000	0.0000	0.0000	0.0000	0.0000	0.0000	0.0000	0.0000	0.0000	0.0000	0.0000
Vendor	1.0000e-005	1.9000e-004	5.0000e-005	0.0000	1.0000e-005	0.0000	1.0000e-005	0.0000	0.0000	0.0000	0.0000	0.0488	0.0488	0.0000	0.0000	0.0489
Worker	1.0000e-005	1.0000e-005	1.0000e-004	0.0000	3.0000e-005	0.0000	3.0000e-005	1.0000e-005	0.0000	1.0000e-005	0.0000	0.0287	0.0287	0.0000	0.0000	0.0287
Total	2.0000e-005	2.0000e-004	1.5000e-004	0.0000	4.0000e-005	0.0000	4.0000e-005	1.0000e-005	0.0000	1.0000e-005	0.0000	0.0775	0.0775	0.0000	0.0000	0.0776

Mitigated Construction On-Site

	ROG	NOx	CO	SO2	Fugitive PM10	Exhaust PM10	PM10 Total	Fugitive PM2.5	Exhaust PM2.5	PM2.5 Total	Bio- CO2	NBio- CO2	Total CO2	CH4	N2O	CO2e
Category	tons/yr										MT/yr					
Off-Road	1.9000e-004	1.9000e-003	2.2600e-003	0.0000		1.1000e-004	1.1000e-004		1.0000e-004	1.0000e-004	0.0000	0.2730	0.2730	9.0000e-005	0.0000	0.2752
Total	1.9000e-004	1.9000e-003	2.2600e-003	0.0000		1.1000e-004	1.1000e-004		1.0000e-004	1.0000e-004	0.0000	0.2730	0.2730	9.0000e-005	0.0000	0.2752

Mitigated Construction Off-Site

	ROG	NOx	CO	SO2	Fugitive PM10	Exhaust PM10	PM10 Total	Fugitive PM2.5	Exhaust PM2.5	PM2.5 Total	Bio- CO2	NBio- CO2	Total CO2	CH4	N2O	CO2e
Category	tons/yr										MT/yr					
Hauling	0.0000	0.0000	0.0000	0.0000	0.0000	0.0000	0.0000	0.0000	0.0000	0.0000	0.0000	0.0000	0.0000	0.0000	0.0000	0.0000
Vendor	1.0000e-005	1.9000e-004	5.0000e-005	0.0000	1.0000e-005	0.0000	1.0000e-005	0.0000	0.0000	0.0000	0.0000	0.0488	0.0488	0.0000	0.0000	0.0489
Worker	1.0000e-005	1.0000e-005	1.0000e-004	0.0000	3.0000e-005	0.0000	3.0000e-005	1.0000e-005	0.0000	1.0000e-005	0.0000	0.0287	0.0287	0.0000	0.0000	0.0287
Total	2.0000e-005	2.0000e-004	1.5000e-004	0.0000	4.0000e-005	0.0000	4.0000e-005	1.0000e-005	0.0000	1.0000e-005	0.0000	0.0775	0.0775	0.0000	0.0000	0.0776

3.3 Fuel Station Installation - 2021

Unmitigated Construction On-Site

	ROG	NOx	CO	SO2	Fugitive PM10	Exhaust PM10	PM10 Total	Fugitive PM2.5	Exhaust PM2.5	PM2.5 Total	Bio- CO2	NBio- CO2	Total CO2	CH4	N2O	CO2e
Category	tons/yr										MT/yr					
Off-Road	0.0135	0.1518	0.0955	2.0000e-004		6.9400e-003	6.9400e-003		6.3900e-003	6.3900e-003	0.0000	17.5467	17.5467	5.6700e-003	0.0000	17.6885
Total	0.0135	0.1518	0.0955	2.0000e-004		6.9400e-003	6.9400e-003		6.3900e-003	6.3900e-003	0.0000	17.5467	17.5467	5.6700e-003	0.0000	17.6885

Unmitigated Construction Off-Site

	ROG	NOx	CO	SO2	Fugitive PM10	Exhaust PM10	PM10 Total	Fugitive PM2.5	Exhaust PM2.5	PM2.5 Total	Bio- CO2	NBio- CO2	Total CO2	CH4	N2O	CO2e
Category	tons/yr										MT/yr					
Hauling	0.0000	0.0000	0.0000	0.0000	0.0000	0.0000	0.0000	0.0000	0.0000	0.0000	0.0000	0.0000	0.0000	0.0000	0.0000	0.0000
Vendor	3.8000e-004	0.0131	3.2400e-003	3.0000e-005	8.5000e-004	3.0000e-005	8.8000e-004	2.5000e-004	3.0000e-005	2.7000e-004	0.0000	3.2960	3.2960	2.1000e-004	0.0000	3.3012
Worker	9.0000e-005	7.0000e-005	7.8000e-004	0.0000	2.5000e-004	0.0000	2.5000e-004	7.0000e-005	0.0000	7.0000e-005	0.0000	0.2150	0.2150	1.0000e-005	0.0000	0.2152
Total	4.7000e-004	0.0131	4.0200e-003	3.0000e-005	1.1000e-003	3.0000e-005	1.1300e-003	3.2000e-004	3.0000e-005	3.4000e-004	0.0000	3.5110	3.5110	2.2000e-004	0.0000	3.5164

Mitigated Construction On-Site

	ROG	NOx	CO	SO2	Fugitive PM10	Exhaust PM10	PM10 Total	Fugitive PM2.5	Exhaust PM2.5	PM2.5 Total	Bio- CO2	NBio- CO2	Total CO2	CH4	N2O	CO2e
--	-----	-----	----	-----	---------------	--------------	------------	----------------	---------------	-------------	----------	-----------	-----------	-----	-----	------

Category	tons/yr										MT/yr					
Off-Road	0.0135	0.1518	0.0955	2.0000e-004		6.9400e-003	6.9400e-003		6.3900e-003	6.3900e-003	0.0000	17.5466	17.5466	5.6700e-003	0.0000	17.6885
Total	0.0135	0.1518	0.0955	2.0000e-004		6.9400e-003	6.9400e-003		6.3900e-003	6.3900e-003	0.0000	17.5466	17.5466	5.6700e-003	0.0000	17.6885

Mitigated Construction Off-Site

	ROG	NOx	CO	SO2	Fugitive PM10	Exhaust PM10	PM10 Total	Fugitive PM2.5	Exhaust PM2.5	PM2.5 Total	Bio- CO2	NBio- CO2	Total CO2	CH4	N2O	CO2e
Category	tons/yr										MT/yr					
Hauling	0.0000	0.0000	0.0000	0.0000	0.0000	0.0000	0.0000	0.0000	0.0000	0.0000	0.0000	0.0000	0.0000	0.0000	0.0000	0.0000
Vendor	3.8000e-004	0.0131	3.2400e-003	3.0000e-005	8.0000e-004	3.0000e-005	8.2000e-004	2.3000e-004	3.0000e-005	2.6000e-004	0.0000	3.2960	3.2960	2.1000e-004	0.0000	3.3012
Worker	9.0000e-005	7.0000e-005	7.8000e-004	0.0000	2.3000e-004	0.0000	2.3000e-004	6.0000e-005	0.0000	6.0000e-005	0.0000	0.2150	0.2150	1.0000e-005	0.0000	0.2152
Total	4.7000e-004	0.0131	4.0200e-003	3.0000e-005	1.0300e-003	3.0000e-005	1.0500e-003	2.9000e-004	3.0000e-005	3.2000e-004	0.0000	3.5110	3.5110	2.2000e-004	0.0000	3.5164

Construction Trips Energy Consumption

Construction-Related Fuel/Energy Usage

CONSTRUCTION WORKER COMMUTE

Year	Gas		Diesel		Electricity	
	VMT	Gallons	VMT	Gallons	VMT	kWh
2021	737	27	5	0	7	2
Total	737	27	5	0	7	2

CONSTRUCTION VENDOR TRIPS

Year	Gas		Diesel	
	VMT	Gallons	VMT	Gallons
2021	1	0	1,862	282
Total	1	0	1,862	282

CONSTRUCTION TRUCK HAUL TRIPS

Year	Gas		Diesel	
	VMT	Gallons	VMT	Gallons
2021	0	0	0	0
Total	0	0	0	0

CONSTRUCTION OFF-ROAD EQUIPMENT

Year	Gasoline gallons	Diesel gallons
2021	0	1,781
Total	0	1,781

CONSTRUCTION TOTAL (Hydrogen Fuel Installation at One Warehouse)

Year	Gas		Diesel		Electricity	
	VMT	Gallons	VMT	Gallons	VMT	kWh
2021	738	27	1,866	2,064	7	2
Total	738	27	1,866	2,064	7	2

Highest Annual Hydrogen**Fuel Installation:****1,160****CONSTRUCTION WORKER COMMUTE**

Year	Gas		Diesel		Electricity	
	VMT	Gallons	VMT	Gallons	VMT	kWh
Year 3	854,508	31,490	5,270	124	8,431	2,795
Total	854,508	31,490	5,270	124	8,431	2,795

CONSTRUCTION VENDOR TRIPS

Year	Gas		Diesel	
	VMT	Gallons	VMT	Gallons
Year 3	1,301	322	2,159,600	327,344
Total	1,301	322	2,159,600	327,344

CONSTRUCTION OFF-ROAD

Year	Gasoline	Diesel
	gallons	gallons
Year 3	0	2,066,467
Total	0	2,066,467

Worst Case Construction Energy Consumption

Year	Gas		Diesel		Electricity	
	VMT	Gallons	VMT	Gallons	VMT	kWh
Year 3	855,809	31,812	2,164,870	2,393,936	8,431	2,795

Construction Worker Trips Fuel Usage Worksheet

Note: Worker vehicles are "LD_Mix", which is 50% LDA, 25% LDT1, and 25% LDT2

Activity ¹	Daily trips ^{1,2}	Trip miles ²	Trip days ¹	Annual VMT
2021				
Demolition	3	14.7	2	88
Fuel Station Installation	1	14.7	45	662
				0
				0

¹ Based on information provided.

² Based on CalEEMod defaults.

Year	LDA VMT	LDT1 VMT	LDT2 VMT	LDA mpg	LDA gallons	Gasoline ¹				LDA mpg	LDA gallons	Diesel ¹				LDA m/kWh	Electricity ¹			
						LDT1 mpg	LDT1 gallons	LDT2 mpg	LDT2 gallons			LDT1 mpg	LDT1 gallons	LDT2 mpg	LDT2 gallons		LDA kWh	LDT1 m/kWh	LDT1 kWh	LDT1 kWh
2021	375	187	187	30.04	12	25.81	7	23.82	8	47.45	0	22.31	0	34.67	0	3.02	2	3.02	0	0

¹ EMFAC2017 v1.0.3.

Year	LDA	VMT from gasoline			LDA	VMT from diesel			VMT from electricity	
		LDT1	LDT2	LDT1		LDT1	LDT2	LDT1	LDA	LDT1
2021	97.48%	99.40%	98.68%		0.86%	0.04%	0.66%	1.66%		0.56%

Gasoline			Diesel			Electricity		
VMT	Gallons		VMT	Gallons		VMT	kWh	
737	27		5	0		7	2	
737	27		5	0		7	2	

Appendix C: Evidence Used to Define the Average Number of KWH Required to Displace a Gallong of Gasoline

Table A 3: Evidence from U.S. Department of Energy and U.S. Environmental Protection Agency’s fuel economy website^[32]

Vehicle	Model year	Electric consumption	Gasoline fuel economy	Number of kWh that are equivalent to 1 gallon
Ford Fusion Energi & Ford C-Max Energi	2013	0.34 kWh per mile	43 mpg	14.6
Chevrolet Volt	2013	0.35 kWh per mile	37 mpg	12.9
Chevrolet Volt	2012	0.36 kWh per mile	37 mpg	13.3
Fisker Karma	2012	0.62 kWh per mile	20 mpg	12.4
Toyota Prius	2013	0.29 kWh per mile & 0.2 gal	50 mpg	13.1
Average for five models	-	-	-	13.3 +/- 0.8

Table A 5: Average power consumption per mile traveled over time for different PEV categories

Year range	2012- 2020	2020-2030	2030-2040	2040-2050	2050
Efficiency improvement per year	0.3%	0.8%	0.9%	0.9%	
Year	2012	2020	2030	2040	2050
Relative energy efficiency	1.000	0.976	0.901	0.823	0.752

https://www.fhwa.dot.gov/environment/climate_change/mitigation/publications_and_tools/ev_deployment/page08.cfm

Year		Estimated Electric Consumption	
0.34	14.6	2013	0.34
0.35	12.9	2014	0.34
0.36	13.3	2015	0.34
0.34	13.3	2016	0.34
		2017	0.34
		2018	0.34
		2019	0.34
		2020	0.33
		2021	0.33
		2022	0.33
		2023	0.33
		2024	0.32
		2025	0.32
		2026	0.32
		2027	0.32
		2028	0.31
		2029	0.31
		2030	0.31
		2031	0.31
		2032	0.30
		2033	0.30
		2034	0.30
		2035	0.29

Vendor Trips Fuel Usage Worksheet

Note: Based on CalEEMod methodology, vendor vehicles HHDT (T7).

Activity ¹	Daily trips ^{1,2}	Trip miles ²	Trip days ¹	Annual VMT
2021				
Demolition	2	6.9	2	28
Fuel Station Installation	6	6.9	45	1,863

¹ Based on information provided.

² Based on CalEEMod defaults.

Year	HHDT (T7) VMT	Gasoline ¹		Diesel ¹	
		HHDT (T7) mpg	HHDT (T7) gallons	HHDT (T7) mpg	HHDT (T7) gallons
2021	1,891	4.05	0	6.60	282

¹ EMFAC2017 v1.0.2.

Year	VMT from gasoline	VMT from diesel
	HHDT (T7)	HHDT (T7)
2021	0.06%	98.47%

VENDOR

Gasoline		Diesel	
VMT	Gallons	VMT	Gallons
1	0.28	1,862	282
1	0.28	1,862	282

Off-Road Construction Equipment Fuel Usage Worksheet

Year	Total Gasoline	Total Diesel	Total Natural Gas
		Gallons	
2021	0	1,781	0
Total	0	1,781	0

Equipment Type ¹	Number of Equipment ¹	Horsepower	OFFROAD2017 Horsepower Category	Fuel Type	Working days ¹	Hours Per Day	Total Hours of Operation	Gasoline Gal/Hr ²	Total Gasoline gallons	Diesel Gal/Hr ²	Total Diesel gallons	Natural Gas Gal/Hr ²	Total Natural Gas gallons
2021													
Demolition													
Tractors/Loaders/Backhoes	1	97	100	Diesel	2	8	16	0.00	0	1.59	25	0.00	0
Fuel Station Installation													
Cranes	1	231	300	Diesel	45	8	360	0.00	0	3.29	1,184	0.00	0
Tractors/Loaders/Backhoes	1	97	100	Diesel	45	8	360	0.00	0	1.59	572	0.00	0
TOTAL									0	1,781		0	

¹ Based on information provided.

² OFFROAD2017 v.1.0.1

OFFROAD 2021

	Equipment Type	Horsepower HP	Fuel (Gal/Hr)			Gas			Diesel			Natural Gas		
			Fuel (Gal/Hr)	Population	Hrs/Yr	Fuel (Gal/Hr)	Population	Hrs/Yr	Fuel (Gal/Hr)	Population	Hrs/Yr	Fuel (Gal/Hr)	Population	Hrs/Yr
Air Compressor25	Air Compressors	25	705,296.8	4813.19	3226703.45	0.30313168	33799	75.63	61670.4	0.548058772	0	0	0	0
Air Compressor50	Air Compressors	50	214623.0	199	96396.6	2.226467247	380788	457.4	372416.6	1.022424337	0	0	0	0
Air Compressor75	Air Compressors	75	0	0	0	0	0	0	0	0	0	0	0	0
Air Compressor100	Air Compressors	100	1175387.6	646.71	312582.35	3.760249419	0	0	0	0	0	0	0	0
Air Compressor175	Air Compressors	175	143981.55	43.54	21027.65	6.847248742	0	0	0	0	0	0	0	0
Air Compressor300	Air Compressors	300	0	0	0	0	0	0	0	0	0	0	0	0
Air Compressor600	Air Compressors	600	0	0	0	0	0	0	0	0	0	0	0	0
Air Compressor750	Air Compressors	750	0	0	0	0	0	0	0	0	0	0	0	0
Air Compressor9999	Air Compressors	9999	0	0	0	0	0	0	0	0	0	0	0	0
Aerial Lifts25	Aerial Lifts	25	147799.45	453.11	170086.35	0.868967145	124417.55	678.47	270928.55	0.459226427	259963.95	586.08	219974.55	1.18179103
Aerial Lifts50	Aerial Lifts	50	310406.95	541.06	195497.65	1.587778421	144590.2785	1827.037	54071.325	0.12505092	0	0	0	0
Aerial Lifts75	Aerial Lifts	75	0	0	0	0	0	1537.272014	45331.3569	1.151847811	0	0	0	0
Aerial Lifts100	Aerial Lifts	100	557230.9	541.06	195497.65	2.850320196	252038.1345	677.1735161	202522.8778	1.244492164	0	0	0	0
Aerial Lifts175	Aerial Lifts	175	0	0	0	0	47688.39218	76.7758654	22527.81652	2.079603749	0	0	0	0
Aerial Lifts300	Aerial Lifts	300	0	0	0	0	166164.55763	2.587924066	777.181054	3.66242855	0	0	0	0
Aerial Lifts600	Aerial Lifts	600	0	0	0	0	2022.888655	0.862641422	259.0603685	7.808506863	0	0	0	0
Bore/Drill rig25	Bore/Drill rigs	25	15132.9	99.3	11563.2	1.308712121	13147.3	24.36	19793.95	0.642640803	0	0	0	0
Bore/Drill rig50	Bore/Drill rigs	50	2817.05	9.51	1985.5	0.635535556	20368.78857	1773.7785	1.15633450	0	0	0	0	0
Bore/Drill rig75	Bore/Drill rigs	75	0	0	0	0	23076.98517	30.50001422	12290.01485	1.877701976	0	0	0	0
Bore/Drill rig100	Bore/Drill rigs	100	28922.7	43.59	4675.65	6.399687744	105379.5717	122.000569	47944.17852	2.130420311	0	0	0	0
Bore/Drill rig175	Bore/Drill rigs	175	10620.25	10.76	1142.45	9.121405751	14626.97023	120.4224699	37675.6841	3.890997275	0	0	0	0
Bore/Drill rig300	Bore/Drill rigs	300	0	0	0	0	20820.3308	121.4741946	38990.71183	5.355642946	0	0	0	0
Bore/Drill rig600	Bore/Drill rigs	600	0	0	0	0	380931.8059	103.0690136	35623.29169	10.6933534	0	0	0	0
Bore/Drill rig750	Bore/Drill rigs	750	0	0	0	0	166164.5445	19.98276794	9861.812245	16.48495859	0	0	0	0
Bore/Drill rig9999	Bore/Drill rigs	9999	0	0	0	0	109777.0803	3.155173885	2274.433453	48.26568137	0	0	0	0
Cement and Mortar Mixers25	Cement and Mortar Mixers	25	500714.3	14068.45	1295388.65	0.386535964	33704.1	339.62	101970.0	0.330529405	0	0	0	0
Cement and Mortar Mixers50	Cement and Mortar Mixers	50	0	0	0	0	0	0	0	0	0	0	0	0
Cement and Mortar Mixers75	Cement and Mortar Mixers	75	0	0	0	0	0	0	0	0	0	0	0	0
Cement and Mortar Mixers100	Cement and Mortar Mixers	100	0	0	0	0	0	0	0	0	0	0	0	0
Cement and Mortar Mixers175	Cement and Mortar Mixers	175	0	0	0	0	0	0	0	0	0	0	0	0
Cement and Mortar Mixers300	Cement and Mortar Mixers	300	0	0	0	0	0	0	0	0	0	0	0	0
Cement and Mortar Mixers600	Cement and Mortar Mixers	600	0	0	0	0	0	0	0	0	0	0	0	0
Cement and Mortar Mixers750	Cement and Mortar Mixers	750	0	0	0	0	0	0	0	0	0	0	0	0
Cement and Mortar Mixers9999	Cement and Mortar Mixers	9999	0	0	0	0	0	0	0	0	0	0	0	0
Concrete/Industrial Saws25	Concrete/Industrial Saws	25	447493.65	1980.14	562716.85	0.795237694	1069.45	2.39	1438.1	0.743654822	0	0	0	0
Concrete/Industrial Saws50	Concrete/Industrial Saws	50	5991.1	35.43	21444	2.767959528	17118.5	21.27	12280.8	1.382665506	0	0	0	0
Concrete/Industrial Saws75	Concrete/Industrial Saws	75	0	0	0	0	0	0	0	0	0	0	0	0
Concrete/Industrial Saws100	Concrete/Industrial Saws	100	58425.55	20.3	12391.75	4.714874816	0	0	0	0	0	0	0	0
Concrete/Industrial Saws175	Concrete/Industrial Saws	175	0	0	0	0	0	0	0	0	0	0	0	0
Concrete/Industrial Saws300	Concrete/Industrial Saws	300	0	0	0	0	0	0	0	0	0	0	0	0
Concrete/Industrial Saws600	Concrete/Industrial Saws	600	0	0	0	0	0	0	0	0	0	0	0	0
Concrete/Industrial Saws750	Concrete/Industrial Saws	750	0	0	0	0	0	0	0	0	0	0	0	0
Concrete/Industrial Saws9999	Concrete/Industrial Saws	9999	0	0	0	0	0	0	0	0	0	0	0	0
Cranes25	Cranes	25	0	0	0	0	388.3092975	1.981318883	937.9999156	0.413975834	0	0	0	0
Cranes50	Cranes	50	8887	10.76	4478	1.939090302	2001.908819	21.1340800	9132.503154	0.686062064	0	0	0	0
Cranes75	Cranes	75	0	0	0	0	2555.256191	6.604396278	2449.387697	1.043222432	0	0	0	0
Cranes100	Cranes	100	29714.65	21.67	8939	3.309495993	143594.8317	250.9670586	109798.9297	1.3077981	0	0	0	0
Cranes175	Cranes	175	1963.7	0.85	3.86	5.38	438231.0	430.1002515	198591.2843	2.144492164	0	0	0	0
Cranes300	Cranes	300	0	0	0	0	76530.3362	492.6879614	230022.4833	3.288943435	0	0	0	0
Cranes600	Cranes	600	0	0	0	0	1309309.53	488.04885	238703.8291	5.485042006	0	0	0	0
Cranes750	Cranes	750	0	0	0	0	20468.59847	5.283517021	2138.408597	9.571634569	0	0	0	0
Cranes9999	Cranes	9999	0	0	0	0	72302.91666	10.56703405	5371.675211	13.98056021	0	0	0	0
Crawler Tractor25	Crawler Tractors	25	0	0	0	0	20374.40013	58.61580733	19770.72897	1.03055864	0	0	0	0
Crawler Tractor50	Crawler Tractors	50	0	0	0	0	2502.543086	8.79723711	1604.780092	1.55943054	0	0	0	0
Crawler Tractor75	Crawler Tractors	75	0	0	0	0	897912.6207	997.6410408	461822.6223	1.944280287	0	0	0	0
Crawler Tractor100	Crawler Tractors	100	0	0	0	0	961801.7546	664.3366228	296460.1258	3.807940486	0	0	0	0
Crawler Tractor175	Crawler Tractors	175	0	0	0	0	1034026.5401	515.2329464	230881.052	4.563971877	0	0	0	0
Crawler Tractor300	Crawler Tractors	300	0	0	0	0	3571864.413	890.9602714	418768.1923	8.529454908	0	0	0	0
Crawler Tractor600	Crawler Tractors	600	0	0	0	0	65411.67192	10.55084532	4710.707889	13.8592626	0	0	0	0
Crawler Tractor9999	Crawler Tractors	9999	0	0	0	0	708044.2951	17.3867427	961.140139	21.6276766	0	0	0	0
Crushing/Proc. Equipment25	Crushing/Proc. Equipment	25	6668.55	23.44	6767.1	0.985436893	0	0	0	0	0	0	0	0
Crushing/Proc. Equipment50	Crushing/Proc. Equipment	50	0	0	0	0	0	0	0	0	0	0	0	0
Crushing/Proc. Equipment75	Crushing/Proc. Equipment	75	0	0	0	0	0	0	0	0	0	0	0	0
Crushing/Proc. Equipment100	Crushing/Proc. Equipment	100	20308.8	12.5	3018.55	7.632406288	0	0	0	0	0	0	0	0
Crushing/Proc. Equipment175	Crushing/Proc. Equipment	175	0	0	0	0	0	0	0	0	0	0	0	0
Crushing/Proc. Equipment300	Crushing/Proc. Equipment	300	0	0	0	0	0	0	0	0	0	0	0	0
Crushing/Proc. Equipment600	Crushing/Proc. Equipment	600	0	0	0	0	0	0	0	0	0	0	0	0
Crushing/Proc. Equipment750	Crushing/Proc. Equipment	750	0	0	0	0	0	0	0	0	0	0	0	0
Crushing/Proc. Equipment9999	Crushing/Proc. Equipment	9999	0	0	0	0	0	0	0	0	0	0	0	0
Dumpers/Tenders25	Dumpers/Tenders	25	47888	937.5	139809.6	0.345222974	3343.4	14.6	9701.7	0.344620015	0	0	0	0
Dumpers/Tenders100	Dumpers/Tenders	100	2460.1	7.69	967.25	2.543362626	0	0	0	0	0	0	0	0
Excavators25	Excavators	25	0	0	0	0	23818.18127	31984.91079	0.744669301	0	0	0	0	0
Excavators50	Excavators	50	0	0	0	0	81467.78612	1433.085616	103683.757	0.786029283	0	0	0	0
Excavators75	Excavators	75	0	0	0	0	59070.12148	51.68555502	40242.62708	1.467941638	0	0	0	0
Excavators100	Excavators	100	0	0	0	0	1034026.5401	515.2329464	230881.052	4.563971877	0	0	0	0
Excavators175	Excavators	175	0	0	0	0	2232657.605	1323.254875	773581.3202	2.886131744	0	0	0	0
Excavators300	Excavators	300	0	0	0	0	1858611.97	1148.230484	661179.9015	4.323501007	0	0	0	0
Excavators600	Excavators	600	0	0	0	0	5015839.698	1148.596325	745451.7624	6.662461687	0	0	0	0
Excavators750	Excavators	750	0	0	0	0	70777.21476	9.84612902	5585.801906	12.64827025	0	0	0	0
Excavators9999	Excavators	9999	0	0	0	0	146096.5644	8.80952526	5910.105746	23.80609933	0	0	0	0
Forklifts25	Forklifts	25	6420.35	10.37	9554.1	0.68603517	123.8418031	0.57327161	689.1	5.6	703.55	0.97976138	0	0
Forklifts50	Forklifts	50	519564.67	1809	3252967.6	1.597202775	32713.5322	932.1799646	638310.6931	0.512498906	915913.31	3808.22	6860784.55	1.334997635
Forklifts100	Forklifts	100	2408099.05	6294.27	11434745.6	2.105050581	547155.1	0	0	0	12365.77	2407923.86	2.280423366	0
Forklifts175	Forklifts	175	1685843.7	233.53	417844.7	0.03461805	1558777.216	1645.899353	939682.4441	1.65876821	429062.5	881179.35	4.882167518	0
Forklifts300	Forklifts	300	0	0	0	0	279136.2939	181.2862136	120946.026	2.307941015	0	0	0	0
Forklifts600	Forklifts	600	0	0	0	0	27346.7609	29.2540123	18376.07083	4.013129719	0	0	0	0
Forklifts750	Forklifts	750	0	0	0	0	1884.928147	0.68037913	145.1783355	12.9833574	0	0	0	0
Forklifts9999	Forklifts	9999	0	0	0	0	4988.816152	0.70032947	545.5524143					

South Coast AQMD	2021 Agricultural - Combine Harvesters	Aggregate	300 Diesel	0.001513036	0.001837074	0.002178772	0.000646683	0.002001354	0.001380386	0.000739787	0.000678681	3.5015456	1.31321126	0.8892745	16533.9754	43.1407588	37602.78
South Coast AQMD	2021 Agricultural - Combine Harvesters	Aggregate	600 Diesel	0.002953532	0.000357552	0.000425278	0.000946643	0.000932246	0.000914885	0.000149488	0.000016485	1.2093616	1.070256	0.10313976	3786.4236	1.770008	137.076
South Coast AQMD	2021 Agricultural - Construction Equipment	Aggregate	50 Diesel	0.002785513	0.002785513	0.002785513	0.002785513	0.002785513	0.002785513	0.002785513	0.002785513	1.1347446	1.0598384	0.10313976	75.8591433	0.284270	1.770008
South Coast AQMD	2021 Agricultural - Construction Equipment	Aggregate	75 Diesel	0.001902462	0.002013979	0.002739545	0.00971432	0.01560435	0.027095538	0.001136694	0.000148048	1.872336	1.7032126	0.480240999	32507.0486	89.084662	24027.296
South Coast AQMD	2021 Agricultural - Construction Equipment	Aggregate	100 Diesel	0.003739609	0.00342425	0.003534231	0.02554075	0.05004501	0.004940064	0.002288892	0.000128892	4.47708	4.051126	0.1142318	50084.2624	115.415678	49078.939
South Coast AQMD	2021 Agricultural - Construction Equipment	Aggregate	175 Diesel	0.002748744	0.000829473	0.000829473	0.000829473	0.000829473	0.000829473	0.000829473	0.000829473	1.0143485	0.1494466	0.279921439	160.7581846	0.315417	1.770008
South Coast AQMD	2021 Agricultural - Construction Equipment	Aggregate	300 Diesel	0.003957067	0.004788051	0.00568177	0.01525368	0.04412522	0.17214884	0.001865264	0.001716043	6.695776	6.015786	1.6936378	40965.6384	7.3181567	96068.80
South Coast AQMD	2021 Agricultural - Cotton Pickers	Aggregate	600 Diesel	0.00048602	0.00077195	0.00077195	0.00048602	0.000527051	0.000347003	0.00021031	0.000012031	7.68767	7.001716	0.10741275	2691.48877	3.3146447	180.780
South Coast AQMD	2021 Agricultural - Cotton Pickers	Aggregate	100 Diesel	0.089846	0.1637745	0.1637745	0.00509342	0.00542754	0.01453421	0.420915	0.73241	1.31725	1.151738	0.38610383	1.51821460	0.351471	1.770008
South Coast AQMD	2021 Agricultural - Cotton Pickers	Aggregate	175 Diesel	0.00018301	0.00014335	0.000170354	0.001510358	0.00318087	0.00840362	0.00016015	0.000016015	7.715515	7.710515	0.1538912	3088.88852	6.745313	37620.6
South Coast AQMD	2021 Agricultural - Cotton Pickers	Aggregate	300 Diesel	0.000119865	0.000145056	0.000172605	0.000634363	0.006341998	0.006341998	0.006341998	0.006341998	1.617052	1.546095	0.10741275	1808.9318	4.0007313	46146.05
South Coast AQMD	2021 Agricultural - Forage & Silage Harvesters	Aggregate	600 Diesel	0.002093182	0.000349911	0.000411493	0.015149686	0.01881366	0.11639424	0.000130493	0.000138452	1.879386	1.698466	0.207912515	3537.30709	7.7087138	14792.95
South Coast AQMD	2021 Agricultural - Forage & Silage Harvesters	Aggregate	100 Diesel	0.5981216	0.1163715	0.1821326	5.710845	8.170975	0.00129053	6.549832	6.025846	1.1727678	1.060738	0.99930931	144.528567	0.3951665	11564.7
South Coast AQMD	2021 Agricultural - Forage & Silage Harvesters	Aggregate	175 Diesel	9.205446	1.113115	1.125338	3.659564	0.00217222	0.00203468	4.38676	4.04786	1.882926	1.886015	0.75428381	92125.8874	0.2102334	20472.0
South Coast AQMD	2021 Agricultural - Forage & Silage Harvesters	Aggregate	300 Diesel	0.000146521	0.000146521	0.000146521	0.000146521	0.000146521	0.000146521	0.000146521	0.000146521	1.3141436	1.454488	0.27384004	1.84960853	0.312442	1.770008
South Coast AQMD	2021 Agricultural - Forage & Silage Harvesters	Aggregate	750 Diesel	0.000191481	0.000213602	0.000277333	0.00330515	0.002547251	0.008282314	0.00010467	0.00010467	7.61032	6.760903	1.080107774	1348.95746	2.5978971	81529.84
South Coast AQMD	2021 Agricultural - Forklifts	Aggregate	999 Diesel	0.000120021	0.000145225	0.000112783	0.000779392	0.006761039	0.04975806	6.550915	6.550915	1.459467	0.477393	0.10762078	576.13967	1.2539841	45957.15
South Coast AQMD	2021 Agricultural - Forklifts	Aggregate	100 Diesel	0.000913064	0.000913064	0.000913064	0.000913064	0.000913064	0.000913064	0.000913064	0.000913064	1.00806	1.00806	0.304719848	6.45538203	0.703178	1.770008
South Coast AQMD	2021 Agricultural - Forklifts	Aggregate	175 Diesel	1.8662245	2.2588545	2.6882245	0.000212044	0.00051286	0.002112459	1.099445	1.014855	1.918548	1.743128	0.49151861	324.342684	0.8855617	21082.27
South Coast AQMD	2021 Agricultural - Forklifts	Aggregate	300 Diesel	1.228786	8.8678216	1.053345	4.059895	5.661165	0.00084144	0.00084144	0.00084144	4.237176	7.627716	0.95346916	108.114286	0.12850203	837.853
South Coast AQMD	2021 Agricultural - Hay Squeeze/Stack retriever	Aggregate	175 Diesel	1.2809185	1.5495105	1.8432385	0.0015525	0.02020398	7.752526	7.752526	7.752526	6.659292	3.4417292	0.1540969	5.42406293	0.26842963	3540.07
South Coast AQMD	2021 Agricultural - Hay Squeeze/Stack retriever	Aggregate	300 Diesel	2.121335	2.568816	3.054725	9.104795	0.00511098	0.001749803	1.333005	1.235935	1.564995	1.437745	0.40540935	213.688405	0.3608775	16560.85
South Coast AQMD	2021 Agricultural - Hay Squeeze/Stack retriever	Aggregate	175 Diesel	0.000342495	0.000414418	0.000349312	0.001755296	0.003086035	0.006194591	0.000106665	0.000166212	3.266152	2.974004	0.83860801	2914.014494	4.91121831	35500.08
South Coast AQMD	2021 Agricultural - Hay Squeeze/Stack retriever	Aggregate	300 Diesel	0.000079048	0.000077315	0.000077315	0.000079048	0.000079048	0.000079048	0.000079048	0.000079048	1.454488	1.454488	0.27384004	7.61032	0.703178	1.770008
South Coast AQMD	2021 Agricultural - Hay Squeeze/Stack retriever	Aggregate	600 Diesel	0.00019594	0.000237087	0.000282154	0.000261043	0.00277655	8.789025	8.858895	8.858895	2.479997	2.241211	0.631570582	885.290912	0.14983323	28149.3
South Coast AQMD	2021 Agricultural - Nut Harvester	Aggregate	50 Diesel	0.00055525	0.000072669	0.000090532	0.005875488	0.007542609	0.142059701	0.000253531	0.000253531	1.358886	1.675556	0.29217937	31851.0972	81.2491504	127618
South Coast AQMD	2021 Agricultural - Nut Harvester	Aggregate	100 Diesel	0.00055525	0.000072669	0.000090532	0.005875488	0.007542609	0.142059701	0.000253531	0.000253531	1.358886	1.675556	0.29217937	31851.0972	81.2491504	127618
South Coast AQMD	2021 Agricultural - Nut Harvester	Aggregate	175 Diesel	0.00055525	0.000072669	0.000090532	0.005875488	0.007542609	0.142059701	0.000253531	0.000253531	1.358886	1.675556	0.29217937	31851.0972	81.2491504	127618
South Coast AQMD	2021 Agricultural - Nut Harvester	Aggregate	300 Diesel	0.00055525	0.000072669	0.000090532	0.005875488	0.007542609	0.142059701	0.000253531	0.000253531	1.358886	1.675556	0.29217937	31851.0972	81.2491504	127618
South Coast AQMD	2021 Agricultural - Nut Harvester	Aggregate	600 Diesel	0.00055525	0.000072669	0.000090532	0.005875488	0.007542609	0.142059701	0.000253531	0.000253531	1.358886	1.675556	0.29217937	31851.0972	81.2491504	127618
South Coast AQMD	2021 Agricultural - Nut Harvester	Aggregate	100 Diesel	0.00055525	0.000072669	0.000090532	0.005875488	0.007542609	0.142059701	0.000253531	0.000253531	1.358886	1.675556	0.29217937	31851.0972	81.2491504	127618
South Coast AQMD	2021 Agricultural - Nut Harvester	Aggregate	175 Diesel	0.00055525	0.000072669	0.000090532	0.005875488	0.007542609	0.142059701	0.000253531	0.000253531	1.358886	1.675556	0.29217937	31851.0972	81.2491504	127618
South Coast AQMD	2021 Agricultural - Nut Harvester	Aggregate	300 Diesel	0.00055525	0.000072669	0.000090532	0.005875488	0.007542609	0.142059701	0.000253531	0.000253531	1.358886	1.675556	0.29217937	31851.0972	81.2491504	127618
South Coast AQMD	2021 Agricultural - Nut Harvester	Aggregate	600 Diesel	0.00055525	0.000072669	0.000090532	0.005875488	0.007542609	0.142059701	0.000253531	0.000253531	1.358886	1.675556	0.29217937	31851.0972	81.2491504	127618
South Coast AQMD	2021 Agricultural - Nut Harvester	Aggregate	100 Diesel	0.00055525	0.000072669	0.000090532	0.005875488	0.007542609	0.142059701	0.000253531	0.000253531	1.358886	1.675556	0.29217937	31851.0972	81.2491504	127618
South Coast AQMD	2021 Agricultural - Nut Harvester	Aggregate	175 Diesel	0.00055525	0.000072669	0.000090532	0.005875488	0.007542609	0.142059701	0.000253531	0.000253531	1.358886	1.675556	0.29217937	31851.0972	81.2491504	127618
South Coast AQMD	2021 Agricultural - Nut Harvester	Aggregate	300 Diesel	0.00055525	0.000072669	0.000090532	0.005875488	0.007542609	0.142059701	0.000253531	0.000253531	1.358886	1.675556	0.29217937	31851.0972	81.2491504	127618
South Coast AQMD	2021 Agricultural - Nut Harvester	Aggregate	600 Diesel	0.00055525	0.000072669	0.000090532	0.005875488	0.007542609	0.142059701	0.000253531	0.000253531	1.358886	1.675556	0.29217937	31851.0972	81.2491504	127618
South Coast AQMD	2021 Agricultural - Nut Harvester	Aggregate	100 Diesel	0.00055525	0.000072669	0.000090532	0.005875488	0.007542609	0.142059701	0.000253531	0.000253531	1.358886	1.675556	0.29217937	31851.0972	81.2491504	127618
South Coast AQMD	2021 Agricultural - Nut Harvester	Aggregate	175 Diesel	0.00055525	0.000072669	0.000090532	0.005875488	0.007542609	0.142059701	0.000253531	0.000253531	1.358886	1.675556	0.29217937	31851.0972	81.2491504	127618
South Coast AQMD	2021 Agricultural - Nut Harvester	Aggregate	300 Diesel	0.00055525	0.000072669	0.000090532	0.005875488	0.007542609	0.142059701	0.000253531	0.000253531	1.358886	1.675556	0.29217937	31851.0972	81.2491504	127618
South Coast AQMD	2021 Agricultural - Nut Harvester	Aggregate	600 Diesel	0.00055525	0.000072669	0.000090532	0.005875488	0.007542609	0.142059701	0.000253531	0.000253531	1.358886	1.675556	0.29217937	31851.0972	81.2491504	127618
South Coast AQMD	2021 Agricultural - Nut Harvester	Aggregate	100 Diesel	0.00055525	0.000072669	0.000090532	0.005875488	0.007542609	0.142059701	0.000253531	0.000253531	1.358886	1.675556	0.29217937	31851.0972	81.2491504	127618
South Coast AQMD	2021 Agricultural - Nut Harvester	Aggregate	175 Diesel	0.00055525	0.000072669	0.000090532	0.005875488	0.007542609	0.142059701	0.000253531	0.000253531	1.358886	1.675556	0.29217937	31851.0972	81.2491504	127618
South Coast AQMD	2021 Agricultural - Nut Harvester	Aggregate	300 Diesel	0.00055525	0.000072669	0.000090532	0.005875488	0.007542609	0.142059701	0.000253531	0.000253531	1.358886	1.675556	0.29217937	31851.0972	81.2491504	127618
South Coast AQMD	2021 Agricultural - Nut Harvester	Aggregate	600 Diesel	0.00055525	0.000072669	0.000090532	0.005875488	0.007542609	0.142059701	0.000253531	0.000253531	1.358886	1.675556	0.29217937	31851.0972	81.2491504	127618
South Coast AQMD	2021 Agricultural - Nut Harvester	Aggregate	100 Diesel	0.00055525	0.000072669	0.000090532	0.005875488	0.007542609	0.142059701	0.000253531	0.000253531	1.358886	1.675556	0.29217937	31851.0972	81.2491504	127618
South Coast AQMD	2021 Agricultural - Nut Harvester	Aggregate	175 Diesel	0.00055525	0.000072669	0.000090532	0.005875488	0.007542609	0.142059701	0.000253531	0.000253531	1.358886	1.675556	0.29217937	31851.0972	81.2491504	127618
South Coast AQMD	2021 Agricultural - Nut Harvester	Aggregate	300 Diesel	0.00055525	0.000072669	0.000090532	0.005875488	0.007542609	0.142059701	0.000253531	0.000253531	1.358886	1.675556	0.29217937	31851.0972	81.2491504	127618
South Coast AQMD	2021 Agricultural - Nut Harvester	Aggregate	600 Diesel	0.00055525	0.000072669	0.000090532											

South Coast AQMD	2021 Const/M - Off-Highway Tractors	Aggregate	100 Diesel	0.004088823	0.00557665	0.00663670	0.00488517	0.61304128	0.00341416	0.00034817	5.66572E-05	5.01387E-05	199304.3016	110966.2045	150.376785	883262			
South Coast AQMD	2021 Const/M - Off-Highway Tractors	Aggregate	175 Diesel	0.00484841	0.00561006	0.00667643	0.00509127	0.50748845	0.11339974	0.00279403	0.00010449	9.25064E-05	199304.3016	10318.4271	157.411871	163243			
South Coast AQMD	2021 Const/M - Off-Highway Tractors	Aggregate	190 Diesel	0.002310217	0.00316517	0.00382993	0.00248479	0.00318181	0.0013181	0.00010449	9.25064E-05	199304.3016	10318.4271	157.411871	163243	0			
South Coast AQMD	2021 Const/M - Off-Highway Tractors	Aggregate	600 Diesel	0.007150286	0.00889846	0.01058412	0.00638678	0.78155316	3.1745047	0.00266071	0.00042787	0.00029378	0.00205909	102993.988	128009.7447	187.02151	452480.78		
South Coast AQMD	2021 Const/M - Off-Highway Tractors	Aggregate	750 Diesel	0.000848417	0.000298244	0.00071196	0.000284209	0.000400976	0.000400976	0.00012119	1.29375E-05	1.14342E-05	45451.8173	3210.62046	4.68610254	205252			
South Coast AQMD	2021 Const/M - Off-Highway Trucks	Aggregate	9999 Diesel	0.00023256	0.00023256	0.00023256	0.00023256	0.00023256	0.00023256	0.00023256	0.00023256	0.00023256	0.00023256	0.00023256	2.87540489	2.371781			
South Coast AQMD	2021 Const/M - Off-Highway Trucks	Aggregate	25 Diesel	0.000136725	0.00015437	0.000196883	0.00002053	0.000438763	0.147922E-05	3.84488E-05	4.06248E-07	3.62545E-07	1439.88207	2624.117239	1.72526323	65602.93			
South Coast AQMD	2021 Const/M - Off-Highway Trucks	Aggregate	50 Diesel	0.000155166	0.000172508	0.000151439	0.000041678	0.000141274	0.05970669	0.00048439	0.00048439	8.84141E-06	7.833E-06	113.646264	49419.36209	3.71266231	1247615		
South Coast AQMD	2021 Const/M - Off-Highway Trucks	Aggregate	75 Diesel	0.00021	0.000218271	0.000211744	0.000213103	0.00115785	0.30186264	5.53337E-05	4.9521E-05	2.78726E-06	2.46458E-06	8796.84605	6981.007547	4.53489605	495651.5		
South Coast AQMD	2021 Const/M - Off-Highway Trucks	Aggregate	100 Diesel	0.000432425	0.000525347	0.000625313	0.000465794	0.00552974	0.00552974	0.00031663	0.00031663	6.41749E-06	5.67082E-06	22565.8846	13034.36891	10.3535741	1141423		
South Coast AQMD	2021 Const/M - Off-Highway Trucks	Aggregate	175 Diesel	0.01064605	0.01281572	0.015270631	0.015113568	0.01532209	23.8718229	0.00251933	0.000481778	0.000220068	0.000194556	77371.71173	248516.4786	179.446486	302139.96		
South Coast AQMD	2021 Const/M - Off-Highway Trucks	Aggregate	300 Diesel	0.019172348	0.00211969	0.000194877	0.236601719	0.198739715	48.2531133	3.018127E-05	0.00048902	0.000396817	0.000396817	1577601.793	30991.364	301.444811	80216915		
South Coast AQMD	2021 Const/M - Off-Highway Trucks	Aggregate	600 Diesel	0.073820032	0.08902839	0.106012847	0.533017679	0.779767397	208.548681	0.02864119	0.026357189	0.00044773	0.0001702146	6766613.862	910127.8718	676.329168	3.41E+08		
South Coast AQMD	2021 Const/M - Off-Highway Trucks	Aggregate	750 Diesel	0.031614465	0.03824563	0.04532923	0.03848975	0.374267539	69.8031281	0.01389518	0.012594205	0.000495467	0.000094726	226468.386	173180.0693	144.661201	1.1E+08		
South Coast AQMD	2021 Const/M - Off-Highway Trucks	Aggregate	9999 Diesel	0.04696827	0.05642987	0.06263223	0.03768827	0.31515028	124.7467	0.000115371	0.000115371	0.000115371	0.000115371	114.61776	163.68487	115.416776	206E+08		
South Coast AQMD	2021 Const/M - Other Construction Equipment	Aggregate	25 Diesel	0.007935825	0.00902349	0.011417588	0.006482779	0.04662961	5.615329336	0.00362204	0.00338867	5.16784E-05	4.58181E-05	182181.1761	195987.0937	42.5773713	7598886		
South Coast AQMD	2021 Const/M - Other Construction Equipment	Aggregate	75 Diesel	0.000598513	0.001103549	0.001360623	0.000640146	0.000480416	0.356490917	0.00066793	1.11544E-05	8.89914E-06	39304.67024	40.5719567	19002.8345	40.5719567	19002.8345		
South Coast AQMD	2021 Const/M - Other Construction Equipment	Aggregate	100 Diesel	0.01234362	0.01492578	0.01781481	0.01389183	0.13900279	1.074761327	0.000505489	0.00295507	0.000157244	0.00013914	553091.0378	314149.2907	708.00915	2576028		
South Coast AQMD	2021 Const/M - Other Construction Equipment	Aggregate	175 Diesel	0.00499746	0.006046956	0.007196342	0.005816827	0.006002448	9.59881451	0.000300673	0.000306619	8.85488E-05	7.83036E-05	311261.2946	95508.49645	231.7157541	14389704		
South Coast AQMD	2021 Const/M - Other Construction Equipment	Aggregate	300 Diesel	0.00523562	0.006692184	0.007902645	0.00656866	0.007902645	0.000300673	0.000306619	8.85488E-05	0.00010376	0.00010376	4262.6729	91095.8109	217.145896	190460.35		
South Coast AQMD	2021 Const/M - Other Construction Equipment	Aggregate	600 Diesel	0.015416195	0.01863596	0.022199321	0.138226754	0.21365827	48.48153407	0.007076236	0.007076236	0.00044773	0.0000357	1572930.272	129329.217	435.436664	7373169		
South Coast AQMD	2021 Const/M - Other Construction Equipment	Aggregate	750 Diesel	0.002971356	0.00393541	0.004278753	0.01978786	0.042949021	9.4663991	0.001438273	0.001321221	8.744228E-05	7.7555E-05	307093.1683	23311.00973	467.887874	1438017		
South Coast AQMD	2021 Const/M - Other Construction Equipment	Aggregate	9999 Diesel	0.000495467	0.000495467	0.000495467	0.000495467	0.000495467	0.000495467	0.000495467	0.000495467	0.000495467	0.000495467	0.000495467	5110.85496	66949.0	0	0	
South Coast AQMD	2021 Const/M - Pavers	Aggregate	25 Diesel	0.00116638	0.000141341	0.000179613	0.00613638	0.00378468	0.8883501	0.00042378	0.00039788	6.32010E-06	5.6818E-06	22332.2734	24121.17072	68.7798609	93617.28		
South Coast AQMD	2021 Const/M - Pavers	Aggregate	75 Diesel	0.000598513	0.002205329	0.00293385	0.00293378	0.00275423	1.2128270	0.00015812	0.00015812	1.11544E-05	8.89914E-06	39304.67024	25570.5443	73.3031843	42937.37		
South Coast AQMD	2021 Const/M - Pavers	Aggregate	100 Diesel	0.00232697	0.00345033	0.00353044	0.00353048	0.0242638	5.4172357	0.00182444	0.00182444	4.99828E-05	4.41861E-05	175642.2922	101280.1534	258.497427	821254		
South Coast AQMD	2021 Const/M - Pavers	Aggregate	175 Diesel	0.00714489	0.00404532	0.00348865	0.002932929	0.00478267	9.93304268	0.00204122	0.00211979	8.4054E-05	7.43007E-05	29349.6014	80974.9521	228.118971	1378200		
South Coast AQMD	2021 Const/M - Pavers	Aggregate	300 Diesel	0.00523562	0.006692184	0.007902645	0.00656866	0.007902645	0.000300673	0.000306619	8.85488E-05	0.00010376	0.00010376	4262.6729	91095.8109	217.145896	190460.35		
South Coast AQMD	2021 Const/M - Pavers	Aggregate	600 Diesel	0.000306372	0.00017071	0.000441176	0.002404881	0.00455415	0.00017719	0.0004501E-05	1.17706E-05	1.03892E-05	4133.3172	5231.422463	1.0363476	1292210			
South Coast AQMD	2021 Const/M - Pavers	Aggregate	750 Diesel	0.53282E-05	6.08711E-05	7.24726E-05	0.000401612	0.027661044	2.63255E-05	2.44017E-05	2.46146E-06	2.17446E-06	6.847.93327	3.26430338	1.146311	40223.2			
South Coast AQMD	2021 Const/M - Paving Equipment	Aggregate	25 Diesel	0.000713828	0.00086372	0.000127912	0.00620733	0.05717038	0.85719794	0.00295948	0.00027444	7.90328E-06	6.99635E-06	27810.90329	39437.3904	84.6922779	1368401		
South Coast AQMD	2021 Const/M - Paving Equipment	Aggregate	75 Diesel	0.000138058	0.000167005	0.000188804	0.000185862	0.00146285	0.13819872	0.000104323	9.39846E-05	1.23757E-06	1.12796E-06	4841.70047	364.171131	9.15590027	244519.4		
South Coast AQMD	2021 Const/M - Paving Equipment	Aggregate	100 Diesel	0.002240039	0.002240039	0.002240039	0.002240039	0.002240039	0.002240039	0.002240039	0.002240039	0.002240039	0.002240039	0.002240039	31.25051E-05	3.13366E-05	0.000138058	0	
South Coast AQMD	2021 Const/M - Paving Equipment	Aggregate	175 Diesel	0.001424689	0.001424689	0.001424689	0.001424689	0.001424689	0.001424689	0.001424689	0.001424689	0.001424689	0.001424689	0.001424689	3.1575E-05	3.10905E-05	1235.866322	46211.7332	
South Coast AQMD	2021 Const/M - Paving Equipment	Aggregate	300 Diesel	0.000876931	0.000876931	0.000876931	0.000876931	0.000876931	0.000876931	0.000876931	0.000876931	0.000876931	0.000876931	0.000876931	2.54155E-05	2.24599E-05	89279.2039	20761.65274	
South Coast AQMD	2021 Const/M - Paving Equipment	Aggregate	600 Diesel	0.00089891	0.000176127	0.00128068	0.005740075	0.01732931	2.624081539	0.00039571	2.4201E-05	2.1388E-05	8.8014.6369	11457.40157	2.1872586	46205.67	0	0	
South Coast AQMD	2021 Const/M - Paving Equipment	Aggregate	750 Diesel	0.000172348	0.000172348	0.000172348	0.000172348	0.000172348	0.000172348	0.000172348	0.000172348	0.000172348	0.000172348	0.000172348	4.52432E-06	4.52432E-06	1798.08916	2.8421887	97279.4
South Coast AQMD	2021 Const/M - Paving Equipment	Aggregate	9999 Diesel	3.75288E-05	4.5411E-05	5.40429E-05	0.00046625	0.02116989	0.180061E-05	1.6432E-05	2.23589E-06	2.05427E-06	8165.863568	527.1816229	1.144487531	444421.9	0	0	
South Coast AQMD	2021 Const/M - Rollers	Aggregate	25 Diesel	1.22302E-05	1.47896E-05	1.76155E-05	4.07858E-05	2.74505E-05	0.0011189	3.876E-06	3.65026E-06	2.00813E-08	1.80515E-08	17.7558089	131.127373	0.03957168	3128.094		
South Coast AQMD	2021 Const/M - Rollers	Aggregate	75 Diesel	0.01622147	0.0024788	0.0024788	0.0124788	0.1339464	3.97054837	0.000493296	0.000493296	0.000130171	0.000130171	45560.917	37.846478	212437.2	0	0	
South Coast AQMD	2021 Const/M - Rollers	Aggregate	100 Diesel	0.00042154	0.000414019	0.000402716	0.00136535	0.003347	0.0202688	0.000217563	0.000217563	1.08995E-06	9.63311E-07	3289.296574	2818.20209	1.121006	190486.1		
South Coast AQMD	2021 Const/M - Rollers	Aggregate	175 Diesel	0.01183111	0.01451764	0.01704043	0.144802762	0.14622688	21.974362	0.00097395	0.00097395	0.000220809	0.00017952	712933.372	420899.954	1284.67621	367175.58		
South Coast AQMD	2021 Const/M - Rollers	Aggregate	300 Diesel	0.00259511	0.00382178	0.00457888	0.0124788	0.1339464	3.97054837	0.000493296	0.000493296	0.000130171	0.000130171	45560.917	37.846478	212437.2	0	0	
South Coast AQMD	2021 Const/M - Rollers	Aggregate	600 Diesel	0.00013881	0.000165296	0.000196188	0.00117263	0.0027551	0.37829512	0.00072241	0.00064663	3.49424E-05	3.08758E-05	12273.1973	29246.6247	96.100178	632106		
South Coast AQMD	2021 Const/M - Rollers	Aggregate	750 Diesel	0.00033734	0.00064526	0.00078386	0.00583835	0.00778405	2.21907302	0.00025395	0.00023384	2.05044E-05	1.8118E-05	71959.33829	10557.38087	34.7477217	348964		
South Coast AQMD	2021 Const/M - Rough Terrain Forklifts	Aggregate	25 Diesel	0.000713828	0.00086372	0.000127912	0.00620733	0.05717038	0.85719794	0.00295948	0.00027444	7.90328E-06	6.99635E-06	27810.90329	39437.3904	84.6922779	1368401		
South Coast AQMD	2021 Const/M - Rough Terrain Forklifts	Aggregate	50 Diesel	0.00079467	0.00118515	0.0014033	0.00581416	0.0057327	0.71673463	0.00130414	0.0003414	6.5199E-06	5.84531E-06	23235.45927	2113.83227	10974903	105600		
South Coast AQMD	2021 Const/M - Rough Terrain Forklifts	Aggregate	75 Diesel	5.39432E-05	6.52737E-05	7.7881E-05	0.00021938	0.00303975	0.01363021	3.3637E-05	3.3637E-05	1.79867E-07	1.60222E-07	636.893861	461.051736	2.04117389	39626.1		
South Coast AQMD	2021 Const/M - Rough Terrain Forklifts	Aggregate	100 Diesel	0.014854786	0.014854786	0													

South Coast AQMD	2021 Off - ConstMin - Cement and Mortar Mixers	Aggregate	25	Gasoline	0.10867334	0.10102838	0.12068927	3.7577673	0.07350504	0.08760366	0.02125205	0.00020621	0.00017542	507074.1	1295388.65	14068.45	898231.1		
South Coast AQMD	2021 Off - ConstMin - Cement and Mortar Mixers	Aggregate	25	Gasoline	0.00083627	0.00083896	0.00013599	0.00077841	0.04747348	0.11612571	0.00029448	0.00027021	1.5316126	5.478986	3070.1	103970.05	389.62	102167	
South Coast AQMD	2021 Off - ConstMin - Concrete/Industrial Saws	Aggregate	25	Gasoline	0.00000000	0.07819603	0.00000000	0.00000000	0.17609162	0.00000000	0.03307871	0.00015078	0.00015078	0.00015078	44.779588	148.01	47995.88		
South Coast AQMD	2021 Off - ConstMin - Concrete/Industrial Saws	Aggregate	25	Gasoline	2.730476	3.249496	5.931885	0.0001332	0.00048463	0.00259234	9.283916	8.84126	0	0	41335.07	2.60046	1069.45	1481.8	
South Coast AQMD	2021 Off - ConstMin - Concrete/Industrial Saws	Aggregate	50	Gasoline	0.00157467	0.00142525	0.000170291	0.00147739	0.000497597	1.39722528	0.00000000	0.7277775	1.6986776	2.09838	599.11	21644.5	35.4	7585.8	
South Coast AQMD	2021 Off - ConstMin - Concrete/Industrial Saws	Aggregate	50	Gasoline	0.00000000	0.00000000	0.00000000	0.00000000	0.00000000	0.00000000	0.00000000	0.00000000	0.00000000	0.00000000	6.219562	17118.5	12.27	2086.6	
South Coast AQMD	2021 Off - ConstMin - Concrete/Industrial Saws	Aggregate	100	Gasoline	0.000636024	0.00058051	0.00009996	0.00132164	0.00158716	1.49320574	0.00000000	0.00000000	1.424646	2.040786	58425.55	12391.75	20.3	81785.5	
South Coast AQMD	2021 Off - ConstMin - Cranes	Aggregate	50	Gasoline	0.000413134	0.00039657	0.00047457	0.00752283	0.00064184	0.03400481	1.27666	0.00000000	2.24448	3.042266	6867	4477.55	10.76	16070.4	
South Coast AQMD	2021 Off - ConstMin - Cranes	Aggregate	100	Gasoline	0.00000000	0.00000000	0.00000000	0.00000000	0.00000000	0.00000000	0.00000000	0.00000000	0.00000000	0.00000000	7.040926	1.040775	0.79	1.64446	
South Coast AQMD	2021 Off - ConstMin - Cranes	Aggregate	175	Gasoline	3.882776	5.371376	4.272756	0.0001795	0.00084216	0.04796949	3.439636	2.588836	0	0	7.626807	6.87937	0.365	0.85	
South Coast AQMD	2021 Off - ConstMin - Crushing/Proc. Equipment	Aggregate	25	Gasoline	0.001247738	0.00114769	0.00013706	0.00029629	0.00094792	0.00802968	0.00064093	0.00000179	2.359868	2.236156	6668.35	6767.1	23.4	7963.25	
South Coast AQMD	2021 Off - ConstMin - Crushing/Proc. Equipment	Aggregate	100	Gasoline	0.000194046	0.000194046	0.000194046	0.000194046	0.000194046	0.000194046	0.000194046	0.000194046	0.000194046	0.000194046	0.000194046	0.000194046	0.000194046	0.000194046	0.000194046
South Coast AQMD	2021 Off - ConstMin - Dumpers/Tenders	Aggregate	25	Gasoline	0.0001979188	0.000270837	0.001100153	0.36600473	0.00073509	0.046704352	0.00047949	0.000328554	1.84555	1.677635	47888	13809.6	89.75	121673.1	
South Coast AQMD	2021 Off - ConstMin - Dumpers/Tenders	Aggregate	25	Gasoline	8.47786	0.00010893	0.00041268	0.00041268	0.00071553	0.00118349	2.95645	2.68322	0	0	1.283836	8.410947	334.4	70.1	
South Coast AQMD	2021 Off - ConstMin - Dumpers/Tenders	Aggregate	100	Gasoline	1.46816294	0.00000000	0.00000000	0.00000000	0.00000000	0.00000000	0.00000000	0.00000000	0.00000000	0.00000000	6.046467	6.01311	7.69	1.6888	
South Coast AQMD	2021 Off - ConstMin - Excavators	Aggregate	25	Gasoline	0.000594224	0.000071736	0.00085883	0.00292562	0.00540723	0.70929132	0.00002043	0.00015888	8.899646	5.59996	2357.1	31336	22.57	7230.28	
South Coast AQMD	2021 Off - ConstMin - Other Construction Equipment	Aggregate	25	Gasoline	0.000191608	0.000280724	0.000751956	0.001329937	0.001730821	2.39478866	0.00007746	0.00061786	3.547171	3.974186	78475	162976.15	238	22100.8	
South Coast AQMD	2021 Off - ConstMin - Other Construction Equipment	Aggregate	100	Gasoline	0.00000000	0.00000000	0.00000000	0.00000000	0.00000000	0.00000000	0.00000000	0.00000000	0.00000000	0.00000000	1.535246	0.000000	0.00	0.00	
South Coast AQMD	2021 Off - ConstMin - Paving	Aggregate	25	Gasoline	0.000160924	0.000391513	0.000190334	0.00079034	0.00146565	0.01914519	5.60825	5.159645	2.435416	1.60326	639.25	1376.3	63.96	125.3	
South Coast AQMD	2021 Off - ConstMin - Paving	Aggregate	25	Gasoline	0.17953251	0.14694849	0.03736609	0.63746171	0.1205739	1.18868462	0.07570568	0.02719988	0.00003483	0.00003483	865891.5	189212.55	10000.12	153107.8	
South Coast AQMD	2021 Off - ConstMin - Paving	Aggregate	50	Gasoline	0.000190406	0.000236023	0.000814273	0.000295281	0.002735299	6.673295	5.975765	8.89916	2.85916	1.955185	3316.55	11.9	2014.8	195.8	
South Coast AQMD	2021 Off - ConstMin - Paving Equipment	Aggregate	50	Gasoline	0.00014828	0.00041458	0.001006712	0.00578113	0.001407354	0.00047584	5.22785	3.94995	5.92186	1.146725	3273.2	14673	83.78	54209.1	
South Coast AQMD	2021 Off - ConstMin - Paving Equipment	Aggregate	100	Gasoline	0.000170311	0.00015662	0.000187417	0.000788988	0.000476246	0.34471276	2.404245	1.815925	0.330416	4.749666	1351.95	3774.1	19.9	24990.6	
South Coast AQMD	2021 Off - ConstMin - Plate Compactors	Aggregate	25	Gasoline	0.00000000	0.00000000	0.00000000	0.00000000	0.00000000	0.00000000	0.00000000	0.00000000	0.00000000	0.00000000	0.00000000	0.00000000	0.00000000	0.00000000	
South Coast AQMD	2021 Off - ConstMin - Plate Compactors	Aggregate	25	Gasoline	0.000562748	0.000669717	0.000810357	0.000425654	0.00057467	0.06615186	0.000182435	0.00000000	1.083276	5.838086	22306.7	117902.3	19.86	943218.4	
South Coast AQMD	2021 Off - ConstMin - Rollers	Aggregate	25	Gasoline	0.03986603	0.03556048	0.02544665	0.12848666	0.0284683	2.66718738	0.01941387	0.01467109	7.1856	7.680406	20177.4	26940.45	108.22	2316875	
South Coast AQMD	2021 Off - ConstMin - Rollers	Aggregate	100	Gasoline	0.004003616	0.000202867	0.00000000	0.00000000	0.00000000	0.00000000	0.00000000	0.00000000	5.9406376	5.503895	379.38	523.4	19480.6	119.7	
South Coast AQMD	2021 Off - ConstMin - Rollers	Aggregate	50	Gasoline	0.000284971	0.00117757	0.00023484	0.00078275	0.0288394	0.00000000	0.00000000	0.00000000	8.861026	1.269476	1963.7	13410.1	21.67	496173.7	
South Coast AQMD	2021 Off - ConstMin - Rollers	Aggregate	100	Gasoline	0.001482971	0.000384707	0.000460305	0.01631683	0.00036592	2.74619686	0.00001469	0.00014665	2.653176	4.000995	114208.5	25236.1	40.55	189270.8	
South Coast AQMD	2021 Off - ConstMin - Rough Terrain Forklifts	Aggregate	25	Gasoline	0.00000000	0.00000000	0.00000000	0.00000000	0.00000000	0.00000000	0.00000000	0.00000000	0.00000000	0.00000000	0.00000000	0.00000000	0.00000000	0.00000000	
South Coast AQMD	2021 Off - ConstMin - Rough Terrain Forklifts	Aggregate	100	Gasoline	0.00087625	0.000375838	0.000427804	0.1439574	0.00000000	0.00000000	0.00000000	0.00000000	3.069675	4.53055	12923.15	25374.8	61.28	215658	
South Coast AQMD	2021 Off - ConstMin - Rough Terrain Forklifts	Aggregate	175	Gasoline	0.000146735	0.000146735	0.00044296	0.00007564	0.01817009	0.00013205	0.9845576	0	0	1.806696	2.55486	729.7	8.28	12887.7	
South Coast AQMD	2021 Off - ConstMin - Rubber Tired Loaders	Aggregate	25	Gasoline	0.00000000	0.00000000	0.00000000	0.00000000	0.00000000	0.00000000	0.00000000	0.00000000	0.00000000	0.00000000	0.00000000	0.00000000	0.00000000	0.00000000	
South Coast AQMD	2021 Off - ConstMin - Rubber Tired Loaders	Aggregate	50	Gasoline	0.000909201	0.00065954	0.00076164	0.046541804	0.00052659	0.282894058	1.950255	1.473525	0	0	4.349486	4.753866	1367.05	5548	10.8
South Coast AQMD	2021 Off - ConstMin - Rubber Tired Loaders	Aggregate	100	Gasoline	0.004252937	0.000311851	0.000840079	0.000269833	0.000314629	0.000269833	0.000076115	0.00000000	3.229996	4.801196	13705.2	36733.6	71.71	26448.9	
South Coast AQMD	2021 Off - ConstMin - Signal Bores	Aggregate	25	Gasoline	0.00000000	0.00000000	0.00000000	0.00000000	0.00000000	0.00000000	0.00000000	0.00000000	0.00000000	0.00000000	0.00000000	0.00000000	0.00000000	0.00000000	
South Coast AQMD	2021 Off - ConstMin - Signal Bores	Aggregate	25	Gasoline	0.00000000	0.00000000	0.00000000	0.00000000	0.00000000	0.00000000	0.00000000	0.00000000	0.00000000	0.00000000	0.00000000	0.00000000	0.00000000	0.00000000	
South Coast AQMD	2021 Off - ConstMin - Signal Bores	Aggregate	50	Gasoline	0.00000000	0.00000000	0.00000000	0.00000000	0.00000000	0.00000000	0.00000000	0.00000000	0.00000000	0.00000000	0.00000000	0.00000000	0.00000000	0.00000000	
South Coast AQMD	2021 Off - ConstMin - Signal Bores	Aggregate	100	Gasoline	0.00000000	0.00000000	0.00000000	0.00000000	0.00000000	0.00000000	0.00000000	0.00000000	0.00000000	0.00000000	0.00000000	0.00000000	0.00000000	0.00000000	
South Coast AQMD	2021 Off - ConstMin - Signal Bores	Aggregate	175	Gasoline	0.00000000	0.00000000	0.00000000	0.00000000	0.00000000	0.00000000	0.00000000	0.00000000	0.00000000	0.00000000	0.00000000	0.00000000	0.00000000	0.00000000	
South Coast AQMD	2021 Off - ConstMin - Skid Steer Loaders	Aggregate	25	Gasoline	0.00000000	0.00000000	0.00000000	0.00000000	0.00000000	0.00000000	0.00000000	0.00000000	0.00000000	0.00000000	0.00000000	0.00000000	0.00000000	0.00000000	
South Coast AQMD	2021 Off - ConstMin - Skid Steer Loaders	Aggregate	25	Gasoline	0.00000000	0.00000000	0.00000000	0.00000000	0.00000000	0.00000000	0.00000000	0.00000000	0.00000000	0.00000000	0.00000000	0.00000000	0.00000000	0.00000000	
South Coast AQMD	2021 Off - ConstMin - Skid Steer Loaders	Aggregate	50	Gasoline	0.00000000	0.00000000	0.00000000	0.00000000	0.00000000	0.00000000	0.00000000	0.00000000	0.00000000	0.00000000	0.00000000	0.00000000	0.00000000	0.00000000	
South Coast AQMD	2021 Off - ConstMin - Skid Steer Loaders	Aggregate	100	Gasoline	0.000273388	0.000273388	0.000273388	0.000273388	0.000273388	0.000273388	0.000273388	0.000273388	0.000273388	0.000273388	0.000273388	0.000273388	0.000273388	0.000273388	0.000273388
South Coast AQMD	2021 Off - ConstMin - Skid Steer Loaders	Aggregate	100	Gasoline	0.00000000	0.00000000	0.00000000	0.00000000	0.00000000	0.00000000	0.00000000	0.00000000	0.00000000	0.00000000	0.00000000	0.00000000	0.00000000	0.00000000	
South Coast AQMD	2021 Off - ConstMin - Skid Steer Loaders	Aggregate	175	Gasoline	0.00000000	0.00000000	0.00000000	0.00000000	0.00000000	0.00000000	0.00000000	0.00000000	0.00000000	0.00000000	0.00000000	0.00000000	0.00000000	0.00000000	
South Coast AQMD	2021 Off - ConstMin - Skid Steer Loaders	Aggregate	175	Gasoline	0.00000000	0.00000000	0.00000000	0.00000000	0.00000000	0.00000000	0.00000000	0.00000000	0.00000000	0.00000000	0.00000000	0.00000000	0.00000000	0.00000000	
South Coast AQMD	2021 Off - ConstMin - Skid Steer Loaders	Aggregate	175	Gasoline	0.00000000	0.00000000	0.00000000	0.00000000	0.00000000	0.00000000	0.00000000	0.00000000	0.00000000	0.00000000	0.00000000	0.00000000	0.00000000	0.00000000	
South Coast AQMD	2021 Off - ConstMin - Skid Steer Loaders	Aggregate	175	Gasoline	0.00000000	0.00000000	0.00000000	0.00000000	0.00000000	0.00000000	0.00000000	0.00000000	0.00000000	0.00000000	0.00000000	0.00000000	0.00000000	0.00000000	
South Coast AQMD	2021 Off - ConstMin - Skid Steer Loaders	Aggregate	175	Gasoline	0.00000000	0.00000000													

South Coast AQMD	2021 TRU - Out-of-State Genset TRU	Aggregate	50 Diesel	0.006788761	0.0082144	0.009775815	0.133218666	0.100941064	2.796950259	0.000441257	0.000405957	2.5829E-05	2.29815E-05	1775.402706	1069555.007	8650.283522	33690983
South Coast AQMD	2021 TRU - Out-of-State Trailer TRU	Aggregate	50 Diesel	0.112759143	0.136438563	0.162373166	1.868900531	1.276456411	32.3719198	0.011108447	0.010219771	0.000297919	0.000265988	20548.33218	8227630.843	39212.10639	2.8E+08
South Coast AQMD	2021 TRU - Railcar TRU	Aggregate	50 Diesel	0.011672024	0.014123149	0.016807714	0.193411875	0.132129682	3.350913378	0.001149867	0.001057878	3.08385E-05	2.75331E-05	2127.037792	851665.7826	2641.397459	28956637

EMFAC Fuel Usage: Year 2021

Vehicle type	GAS			DSL			NG			Electricity
	VMT/day	Gallons/day	Miles/gallon	VMT/day	Gallons/day	Miles/gallon	VMT/day	Gallons/day	Miles/gallon	
All other buses	0	0	0.00	196,127	19,558	10.03	0	0	0.00	0
LDA	251,960,829	8,387,380	30.04	2,235,698	47,113	47.45	0	0	0.00	4,288,812
LDT1	26,787,165	1,037,925	25.81	9,769	438	22.31	0	0	0.00	150,723
LDT2	84,313,979	3,539,718	23.82	562,270	16,217	34.67	0	0	0.00	567,119
LHD1	6,390,714	613,123	10.42	4,621,741	217,539	21.25	0	0	0.00	0
LHD2	1,046,372	115,282	9.08	1,781,626	92,764	19.21	0	0	0.00	0
MCY	2,034,868	55,847	36.44	0	0	0.00	0	0	0.00	0
MDV	56,209,460	2,900,982	19.38	1,257,908	47,290	26.60	0	0	0.00	256,086
MH	336,910	66,317	5.08	120,326	11,502	10.46	0	0	0.00	0
Motor coach	0	0	0.00	121,777	19,096	6.38	0	0	0.00	0
OBUS	256,431	51,528	4.98	0	0	0.00	0	0	0.00	0
PTO	0	0	0.00	184,277	37,779	4.88	0	0	0.00	0
SBUS	102,530	11,326	9.05	208,178	27,677	7.52	0	0	0.00	0
T6	1,374,105	274,065	5.01	7,755,176	747,906	10.37	0	0	0.00	0
T7	7,779	1,923	4.05	12,913,822	1,957,431	6.60	192,520	87,659	2.20	0
UBUS	88,729	18,456	4.81	1,478	247	5.99	590,314	148,499	3.98	1,343
Total	430,909,871	17,073,873	25.24	31,970,173	3,242,556	9.86	782,834	236,158	3.31	5,264,083

Source: EMFAC2017 (v1.0.3) Emissions Inventory

Region Type: Air District

Region: South Coast AQMD

Calendar Year: 2021

Season: Annual

Vehicle Classification: EMFAC2011 Categories

Units: miles/day for VMT, trips/day for Trips, tons/day for Emissions, 1000 gallons/day for Fuel Consumption

Region	Calendar Year	Vehicle Category	Model Year	Speed	Fuel	Population	VMT	Trips	Fuel Consumption
South Coast AQMI	2021	All Other Buses	Aggregate	Aggregate	DSL	3313.620284	196127.2167	27834.41038	19.55784389
South Coast AQMI	2021	LDA	Aggregate	Aggregate	GAS	6444755.127	251960829.1	30445138.88	8387.380278
South Coast AQMI	2021	LDA	Aggregate	Aggregate	DSL	55086.24147	2235697.578	261421.0655	47.11272746
South Coast AQMI	2021	LDA	Aggregate	Aggregate	ELEC	107407.0659	4288811.557	537483.7872	0
South Coast AQMI	2021	LDT1	Aggregate	Aggregate	GAS	715053.1646	26787165.5	3291669.777	1037.925125
South Coast AQMI	2021	LDT1	Aggregate	Aggregate	DSL	416.2373741	9768.779686	1451.630325	0.437770233
South Coast AQMI	2021	LDT1	Aggregate	Aggregate	ELEC	3765.99891	150723.395	18801.15656	0
South Coast AQMI	2021	LDT2	Aggregate	Aggregate	GAS	2207488.781	84313978.67	10346294.88	3539.718304
South Coast AQMI	2021	LDT2	Aggregate	Aggregate	DSL	12809.41089	562270.3473	63393.99266	16.21724475
South Coast AQMI	2021	LDT2	Aggregate	Aggregate	ELEC	17082.5036	567118.9552	86612.02796	0
South Coast AQMI	2021	LHD1	Aggregate	Aggregate	GAS	176982.3964	6390713.726	2636774.003	613.1229263
South Coast AQMI	2021	LHD1	Aggregate	Aggregate	DSL	113082.0724	4621741.237	1422430.214	217.5386805
South Coast AQMI	2021	LHD2	Aggregate	Aggregate	GAS	29883.23489	1046372.376	445215.6738	115.2817475
South Coast AQMI	2021	LHD2	Aggregate	Aggregate	DSL	44616.36938	1781625.741	561217.7994	92.76392215
South Coast AQMI	2021	MCY	Aggregate	Aggregate	GAS	286160.563	2034867.698	572321.1261	55.84676856
South Coast AQMI	2021	MDV	Aggregate	Aggregate	GAS	1569537.874	56209459.55	7250478.016	2900.982374
South Coast AQMI	2021	MDV	Aggregate	Aggregate	DSL	30443.59786	1257907.778	149745.6331	47.28975805
South Coast AQMI	2021	MDV	Aggregate	Aggregate	ELEC	7447.232895	256086.1071	38184.47758	0
South Coast AQMI	2021	MH	Aggregate	Aggregate	GAS	35586.60056	336910.0236	3560.08352	66.31669317
South Coast AQMI	2021	MH	Aggregate	Aggregate	DSL	12385.96705	120326.0615	1238.596705	11.5017579
South Coast AQMI	2021	Motor Coach	Aggregate	Aggregate	DSL	936.7180133	121777.4852	13676.08299	19.095862
South Coast AQMI	2021	OBUS	Aggregate	Aggregate	GAS	5971.380603	256430.9176	119475.3831	51.52781599
South Coast AQMI	2021	PTO	Aggregate	Aggregate	DSL	0	184277.0663	0	37.77924686
South Coast AQMI	2021	SBUS	Aggregate	Aggregate	GAS	2478.674789	102530.0329	9914.699156	11.32626665
South Coast AQMI	2021	SBUS	Aggregate	Aggregate	DSL	6588.549248	208177.801	76030.94486	27.67710054
South Coast AQMI	2021	T6 Ag	Aggregate	Aggregate	DSL	22.85219443	295.9499337	100.5496555	0.03331492
South Coast AQMI	2021	T6 CAIRP heavy	Aggregate	Aggregate	DSL	553.9909057	109271.7981	8088.267223	9.57657839
South Coast AQMI	2021	T6 CAIRP small	Aggregate	Aggregate	DSL	290.6444949	15244.08207	4243.409626	1.420660498
South Coast AQMI	2021	T6 instate constructio	Aggregate	Aggregate	DSL	4437.44508	301960.5176	20061.51668	30.27097921
South Coast AQMI	2021	T6 instate constructio	Aggregate	Aggregate	DSL	15142.85734	783531.3116	68460.26926	77.50037708
South Coast AQMI	2021	T6 instate heavy	Aggregate	Aggregate	DSL	19458.60514	2637090.961	224549.6055	244.2126592
South Coast AQMI	2021	T6 instate small	Aggregate	Aggregate	DSL	73641.89125	3701851.926	849817.215	362.4172167
South Coast AQMI	2021	T6 OOS heavy	Aggregate	Aggregate	DSL	315.3567479	62634.7864	4604.208519	5.48224883
South Coast AQMI	2021	T6 OOS small	Aggregate	Aggregate	DSL	168.9205063	8782.744179	2466.239392	0.819435315
South Coast AQMI	2021	T6 Public	Aggregate	Aggregate	DSL	6848.473225	105431.3592	20773.7021	13.16930467
South Coast AQMI	2021	T6 utility	Aggregate	Aggregate	DSL	1727.884548	29080.11602	19870.6723	3.003492605
South Coast AQMI	2021	T6TS	Aggregate	Aggregate	GAS	25312.94647	1374104.99	506461.4329	274.0654525
South Coast AQMI	2021	T7 Ag	Aggregate	Aggregate	DSL	15.35528183	233.1908321	67.56324004	0.041182328
South Coast AQMI	2021	T7 CAIRP	Aggregate	Aggregate	DSL	12695.33301	2254494.031	185351.862	327.7831802
South Coast AQMI	2021	T7 CAIRP constructior	Aggregate	Aggregate	DSL	1200.356018	216900.8628	5426.762887	29.82955221
South Coast AQMI	2021	T7 NNOOS	Aggregate	Aggregate	DSL	13700.8957	2748390.744	200033.0772	383.7779979
South Coast AQMI	2021	T7 NOOS	Aggregate	Aggregate	DSL	4984.814753	885784.3618	72778.2954	131.8797165
South Coast AQMI	2021	T7 POLA	Aggregate	Aggregate	DSL	13972.3405	1763019.447	106189.7878	305.1567273
South Coast AQMI	2021	T7 Public	Aggregate	Aggregate	DSL	8362.274492	169425.2438	25365.56593	29.48961577
South Coast AQMI	2021	T7 Single	Aggregate	Aggregate	DSL	13219.9658	928056.1397	152556.5725	141.4001547
South Coast AQMI	2021	T7 single construction	Aggregate	Aggregate	DSL	7652.776468	538091.1461	34597.90487	81.75636127
South Coast AQMI	2021	T7 SWCV	Aggregate	Aggregate	DSL	2417.805971	98787.63455	9429.443288	48.60247853
South Coast AQMI	2021	T7 SWCV	Aggregate	Aggregate	NG	4728.677954	192520.0593	18441.84402	87.65918503
South Coast AQMI	2021	T7 tractor	Aggregate	Aggregate	DSL	21110.23019	2852684.512	268099.9234	407.5928615
South Coast AQMI	2021	T7 tractor constructio	Aggregate	Aggregate	DSL	6390.521815	443877.8215	28891.30066	67.90395556
South Coast AQMI	2021	T7 utility	Aggregate	Aggregate	DSL	693.8552226	14077.3145	7979.33506	2.21745907
South Coast AQMI	2021	T7IS	Aggregate	Aggregate	GAS	82.02365392	7779.478841	1641.129268	1.923014316
South Coast AQMI	2021	UBUS	Aggregate	Aggregate	GAS	943.9678376	88729.36464	3775.87135	18.45610299
South Coast AQMI	2021	UBUS	Aggregate	Aggregate	DSL	14.14141831	1478.085683	56.56567323	0.246796198
South Coast AQMI	2021	UBUS	Aggregate	Aggregate	ELEC	17.11693886	1343.18541	68.46775545	0
South Coast AQMI	2021	UBUS	Aggregate	Aggregate	NG	5362.039124	590313.6899	21448.15649	148.4992624

APPENDIX E

Letters Received on the Draft EA and Responses to Comments

TABLE OF CONTENTS

CHAPTER 1	Introduction.....	1-1
1.1	Overview.....	1-1
1.2	CEQA Process of the Draft EA	1-1
1.3	Project Summary.....	1-2
1.4	List of Commenters.....	1-3
1.5	CEQA Requirements Regarding Comments and Responses.....	1-4
CHAPTER 2	Comment Letters and Responses	2-1
2.1	Comment Letters Received During the Public Review Period.....	2-1
2.2	Comment Letters Received After the Close of the Public Review and Comment Period	2-85

CHAPTER 1 INTRODUCTION

1.1 OVERVIEW

This document has been prepared in accordance with the California Environmental Quality Act (CEQA) and the South Coast Air Quality Management District's (South Coast AQMD) Certified Regulatory Program Guidelines. Public Resources Code Section 21080.5(d)(2)(D), CEQA Guidelines Section 15251(l), and South Coast AQMD's Certified Regulatory Program (Codified under Rule 110) require that the final action on Proposed Rule (PR) 2305 – Warehouse Indirect Source Rule – Warehouse Actions and Investments To Reduce Emissions (WAIRE) Program and PR 316 – Fees for Rule 2305 include written responses to issues raised during the public process. South Coast AQMD Rule 110 (the rule which codifies and implements the South Coast AQMD's certified regulatory program) does not impose any greater requirements for summarizing and responding to comments than is required for an environmental impact report under CEQA.

1.2 CEQA PROCESS OF THE DRAFT EA

The Draft Environmental Assessment (EA) for PR 2305 and PR 316 was released for a 45-day public review and comment period that started on Tuesday, January 26, 2021 and ended at 5:00 p.m. on Friday, March 12, 2021. A Notice of Completion (NOC) was uploaded to the Governor's Office of Planning and Research (OPR) CEQA Submit Database (State Clearinghouse [SCH] # 2020110225) and posted on the State Clearinghouse's CEQAnet Web Portal at: <https://ceqanet.opr.ca.gov/2020110225/3>. The electronic filing and posting of the NOC and the Draft EA were implemented in accordance with Governor Newsom's Executive Orders N-54-20 (April 22, 2020) and N-80-20 (September 23, 2020) in response to the threat of COVID-19. Pursuant to Executive Order N-80-20, signed on September 23, 2020, certain requirements for filing, noticing, and posting of CEQA documents with county clerk offices have been conditionally suspended. The NOC was distributed using electronic mail to various government agencies and other interested agencies, organizations, and individuals (collectively referred to as the public). The NOC was also provided to all California Native American Tribes (Tribes) that requested to be on the Native American Heritage Commission's (NAHC) notification list per Public Resources Code Section 21080.3.1 (b)(1). The NAHC notification list provides a 30-day period during which a Tribe may respond to the formal notice, in writing, requesting consultation on the Draft EA. Additionally, the NOC was published in the Los Angeles Times on Tuesday, January 26, 2021. The Draft EA was posted on South Coast AQMD's website at: <http://www.aqmd.gov/home/research/documents-reports/lead-agency-scaqmd-projects>.

During this period, a public workshop and a community meeting were held regarding the project to solicit information, comments, and suggestions from the public on February 16, 2021 at 4:30 p.m. and February 17, 2021 at 6:00 p.m., respectively. In accordance with Governor Newsom's Executive Orders N-25-20 (March 12, 2020) and N-29-20 (March 17, 2020), these meetings were conducted via video conferencing and by telephone. Spanish language interpretation was provided at both meetings.

1.3 PROJECT SUMMARY

The proposed project is comprised of PR 2305, including a mitigation program component, PR 316 to recover administrative costs, and the submittal of PR 2305 into the State Implementation Plan (SIP). PR 2305 has been developed to facilitate local and regional emission reductions associated with existing and new warehouses with an indoor warehouse floor space equal to or greater than 100,000 square feet within a single building and the mobile sources attracted to these warehouses. Under PR 2305, operators of applicable existing and new warehouses would be subject to an annual Warehouse Actions and Investments to Reduce Emissions (WAIRE) Points Compliance Obligation (WPCO) intended to reduce regional and local emissions from warehouse indirect sources. To meet the WPCO, WAIRE Points can be earned by warehouse operators and/or owners by selecting from a menu of implementation measures: 1) acquiring and/or using near-zero emissions (NZE) and zero-emission (ZE) trucks; 2) acquiring and/or using ZE yard trucks; 3) installing and/or using ZE charging/fueling infrastructure (e.g., electric charger, hydrogen fuel station) for cars, trucks, and/or transport refrigeration units; 4) installing and/or using onsite energy systems (e.g., solar panels); and 5) implementing community benefits (e.g., MERV 16 or greater filters or filter systems). In addition, warehouse operators may apply to earn WAIRE Points through a Custom WAIRE Plan specific to their operations that satisfy prescribed performance metrics. WAIRE Points may be earned only for “surplus” actions that go beyond existing state and federal regulations. WAIRE points are calculated by multiplying the number of weighted annual truck trips by a stringency factor and an annual variable. The stringency factor is a dimensionless multiplier that determines how many points an operator needs to earn, and the annual variable is a dimensionless multiplier which controls how the stringency will phase in through time.

In lieu of satisfying the WPCO via implementation measures, a warehouse operator may choose to pay an optional mitigation fee to the South Coast Air Quality Management District (South Coast AQMD) that would be used in a mitigation program to achieve the emissions reductions. Similar to the measures used to earn WAIRE Points, the mitigation program would implement measures such as subsidizing the purchase of NZE and ZE trucks and/or the installation of charging and fueling infrastructure for ZE trucks. The mitigation program would prioritize use of the mitigation fees in areas near the warehouses using this compliance option.

Implementation of the proposed project is expected to result in long-term and permanent emission reductions of nitrogen oxides (NO_x) and particulate matter (PM) in South Coast AQMD’s jurisdiction, including diesel PM and reduced associated public health impacts from warehouse activities which will vary depending upon the implementation measures employed. There may be additional industrial properties and warehouse operators and owners that will only be required to provide reports but will not be required to earn WAIRE Points. PR 2305 will be submitted into the SIP.

PR 316 has been developed to establish fees to be paid by warehouses subject to PR 2305 to recover South Coast AQMD administrative costs associated with submittal and review of various notifications and reports, Custom WAIRE Plan evaluation, and implementing a program using mitigation fees from warehouse operators that chose to pay a mitigation fee, as well as compliance activities such as conducting desktop audits, onsite inspections, and reviewing records.

1.4 LIST OF COMMENTERS

A total of four comment letters were received by South Coast AQMD during the public review and comment period on the Draft EA. Three additional comment letters were received after the public review and comment period closed. This appendix (D) contains responses to those comments received on the Draft EA. Response to comments received on the proposed rule language can be found in Appendix F of the Final Staff Report.

For the purposes of identifying and responding to comments on the Draft EA, comment letters are assigned a number (top left-hand corner of the first page of each letter) and each comment within each letter is assigned a bracketed comment number. The following is a list of agencies and persons that submitted comments on the Draft EA along with the date the comment was submitted.

Number Reference	Commenting Person/Agency	Date of Comment	Page No.
Comment Letters Received During the Public Review Period			
1	Holland & Knight on Behalf of the California Trucking Association	March 2, 2021	2-2
2	San Pedro & Peninsula Homeowner's Coalition	March 12, 2021	2-73
3	Snell & Wilmer on Behalf of NAIOP	March 12, 2021	2-78
4	Coalition of Community and Environmental Organizations (Earthjustice, Center for Community Action and Environmental Justice, East Yard Communities for Environmental Justice, Natural Resources Defense Council, People Collective for Environmental Justice, Sierra Club, The Los Angeles County Electric Truck & Bus Coalition, Urban & Environmental Policy Institute, and West Long Beach Association)	March 12, 2021	2-81
Comment Letters Received After the Close of the Public Review and Comment Period			
5	Santa Ynez Band of Chumash Indians	March 22, 2021	2-86
6	Asian Pacific Planning and Policy Council	April 6, 2021	2-88
7	Vogel Properties, Inc. (William Vogel)	April 19, 2021	2-91

In addition to the comment letters received above, South Coast AQMD also received a comment letter on March 2, 2021 from United Airlines, Inc. The comment letter primarily raised issues pertaining to the rule and is therefore not considered a CEQA comment letter. However, a CEQA comment was raised and responses were provided to that comment in Appendix F of the Final Staff Report (Response to Comment Letter 35 – United – March 2, 2021).

Where responses result in a change to the EA text, table, or graphic, the response indicates that a change is made and where the change is made in the Final EA. The Final EA shows additions to text in underline and deletions in ~~strike through~~ and is available at the South Coast AQMD's

website¹ along with all comment letters. The Final EA will be submitted to the South Coast AQMD's Governing Board for review at the Governing Board Meeting (Public Hearing) on May 7, 2021 at 9 a.m., and the South Coast AQMD's Governing Board will consider certification of the Final EA prior to the consideration to approve the project and adopt PR 2305 and PR 316. Governing Board Meeting agendas, which include details on how the public can participate electronically, are posted at least 72 hours prior to the meeting and are available from South Coast AQMD's website.²

Pursuant to CEQA Guidelines Section 15088(a) and South Coast AQMD Rule 110(d), South Coast AQMD is required to respond to only those comments on significant environmental issues received from the evaluation process. Comments raised and questions asked at the project's public workshop and community meeting were answered during the meeting and did not raise any substantive environmental issues relative to the CEQA analysis in the Draft EA. Responses to comments raised during the public workshop can be found in Appendix F of the Final Staff Report and are incorporated by reference as if fully set forth herein. See, Health and Safety Code section 40440.7(d). South Coast AQMD staff has reviewed this material and determined that none of this material constitutes the type of significant new information that requires recirculation of the Draft EA for further public comment under CEQA Guidelines Section 15088.5. None of this new material indicates that the project will result in a significant new environmental impact not previously disclosed in the Draft EA. Additionally, none of this material indicates that there would be a substantial increase in the severity of a previously identified environmental impact that will not be mitigated, or that there would be any of the other circumstances requiring recirculation described in Section 15088.5.

Responses to comment letters on the proposed project and a summary of comments raised during the public workshop and community meeting can be found in Staff Report available on South Coast AQMD's website: <http://www.aqmd.gov/home/air-quality/clean-air-plans/air-quality-mgt-plan/facility-based-mobile-source-measures/warehs-distr-wkng-grp>.

1.5 CEQA REQUIREMENTS REGARDING COMMENTS AND RESPONSES

CEQA Guidelines Section 15204 (b) outlines parameters for submitting comments and reminds persons and public agencies that the focus of review and comment of the Draft EA should be “on the proposed finding that the project will not have a significant effect on the environment.” If persons and public agencies believe that the project may have a significant effect, they should (1) identify the specific effect, (2) explain why they believe the effect would occur, and (3) explain why they believe the effect would be significant. Comments are most helpful when they are as specific as possible. At the same time, reviewers should be aware that CEQA does not require a lead agency to conduct every test or perform all research, study, and experimentation recommended or demanded by commenters.

CEQA Guidelines Section 15204 (c) further advises, “Reviewers should explain the basis for their comments, and should submit data or references offering facts, reasonable assumptions based on facts, or expert opinion supported by facts in support of the comments. Pursuant to Section 15064,

¹ <http://www.aqmd.gov/home/research/documents-reports/lead-agency-scaqmd-projects>

² South Coast AQMD. *Meeting Agendas & Minutes*. Accessed at: <http://www.aqmd.gov/home/news-events/meeting-agendas-minutes>.

an effect shall not be considered significant in the absence of substantial evidence.” Section 15204 (e) also states, “This section shall not be used to restrict the ability of reviewers to comment on the general adequacy of a document or of the lead agency to reject comments not focused as recommended by this section.”

Written responses are prepared consistent with Section 15088 of Title 14 of the California Code of Regulations. Pursuant to this section, the level of detail contained in the response may correspond to the level of detail provided in the comment (i.e., responses to general comments may be general).

CHAPTER 2 COMMENT LETTERS AND RESPONSES

2.1 COMMENT LETTERS RECEIVED DURING THE PUBLIC REVIEW PERIOD

This section includes responses to the four comment letters received by South Coast AQMD during the public review and comment period. The 45-day public review and comment period started on Tuesday, January 26, 2021 and ended at 5:00 p.m. on Friday, March 12, 2021.

COMMENT LETTER #1 – Holland & Knight on behalf of the California Trucking Association (page 1 of 24)

Holland & Knight

50 California Street, Suite 2800 | San Francisco, CA 94111 | T | F 415 743.6910
Holland & Knight LLP | www.hkllaw.com

Marne S. Sussman
+1 415-743-6987
Marne.Sussman@hkllaw.com

March 2, 2021

Via E-mail (rbañuelos@aqmd.gov; vjuan@aqmd.gov)

Ryan Bañuelos
Planning/CEQA
South Coast Air Quality Management District
21865 Copley Drive
Diamond Bar, CA 91765

Victor Juan
Planning, Rule Development and Area Sources
South Coast Air Quality Management District
21865 Copley Drive
Diamond Bar, CA 91765

Re: Comments for Proposed Rule 2305 – Warehouse Indirect Source Rule - Warehouse Actions and Investments to Reduce Emissions (WAIRE) Program; and Proposed Rule 316 – Fees for Regulation XXIII

Dear Mr. Bañuelos and Mr. Juan:

Our client, the California Trucking Association (“CTA”), appreciates the opportunity to submit comments on the South Coast Air Quality Management District’s (“SCAQMD” or “District”) Preliminary Draft Staff Report (“PDSR”) and Draft Environmental Assessment (“Draft EA”) for the Proposed Rule 2305 – Warehouse Indirect Source Rule – Warehouse Actions and Investments to Reduce Emissions (WAIRE) Program; and Proposed Rule 316 – Fees For Regulation XXIII (collectively, the “Proposed Rules”).

Many members of the CTA will be directly regulated by the Proposed Rules and many others will be compelled to assist the covered warehouses in achieving compliance with the Proposed Rules. This will require substantial capital investment by CTA members and will have far reaching environmental and economic effects. The Proposed Rules as drafted are preempted by federal law and extend beyond the authority granted to the District by the State. For this reason, the District must revise the Proposed Rules before continuing with its rulemaking process.

1.1

I. Statement of Interest.

“Truck driver” is one of the most common jobs in California. There are approximately 550,000 commercial vehicles registered in California and an additional 1.5 million commercial vehicles registered in other states to operate in California. Most of these vehicles are owned by small businesses: 50% of all trucks are owned by fleets of 3 or fewer trucks and 80% of all trucks are owned by fleets with fewer than 50 trucks.

Atlanta | Austin | Boston | Charlotte | Chicago | Dallas | Denver | Fort Lauderdale | Houston | Jacksonville | Lakeland
Los Angeles | Miami | New York | Orlando | Philadelphia | Portland | San Francisco | Stamford | Tallahassee | Tampa
Tysons | Washington, D.C. | West Palm Beach

COMMENT LETTER #1 – Holland & Knight on behalf of the California Trucking Association (page 2 of 24)

Ryan Bañuelos
Victor Juan
March 2, 2021
Page 2

The CTA is the largest state trade association representing trucking in the United States. Its 1,800 members include both large and small fleets with an average fleet size of 20 trucks. CTA members are actively participating in the development, piloting, and demonstration of alternative fuel and electric-drive capable vehicles. In fact, some member fleets have been working to bring electric-drive vehicles to market for nearly ten years. The CTA continues to support a coordinated and measured transition to alternative fuel and electric-drive capable vehicles.

1.1
cont.

II. The District Does Not Have Authority to Adopt an Indirect Source Rule that Applies to Existing Warehouses.

Prior to the adoption of any regulation, the District must determine under Health and Safety Code section 40727 that it has the authority to adopt the regulation under state and federal law. Health and Safety Code (“HSC”) § 40727(a). The District cannot make such findings regarding the Proposed Rules. The District, as a creation of the Legislature, only possesses the authority specifically granted to it by state law. *PaintCare v. Mortensen* (2015) 233 Cal.App.4th 1292, 1305 (“An administrative agency ‘has only as much rulemaking power as is invested in it by statute’”); *Friends of the Kings River v. County of Fresno* (2014) 232 Cal.App.4th 105, 117 (similar). The District is an administrative agency which has no inherent “police power” nor any other “authority” beyond that explicitly conferred on the District by statute. *Candid Enterprises v. Grossmont Union High School Dist.* (1985) 39 Cal.3d 878, 885. “An air pollution control district, as a special district, has only such powers as are given to it by statute and it is an entity, the powers and functions of which are derived entirely from the Legislature.” 74 Cal. Atty. Gen. Op. 196 (1991) (citing *People ex rel. City of Downey v. Downey County Water Dist.* (1962) 202 Cal.App.2d 786, 795). “The powers of public [agencies] are derived from the statutes which create them and define their functions.” *Imperial Irr. Dist. v. State Water Resources Control Bd.* (1990) 225 Cal.App.3d 548, 567; *see also Carmel Valley Fire Prot. Dist. v. State of California* (2001) 25 Cal.4th 287, 299-300. “No matter how altruistic its motives, an administrative agency has no discretion to promulgate a regulation that is inconsistent with the governing statutes.” *Terhune v. Superior Court* (1998) 65 Cal.App.4th 864, 874. That an agency has been granted some authority to act within a given area does not mean that it enjoys plenary authority to act in that area. *Railway Labor Exec. Ass’n v. National Mediation Bd.* (D.C. Cir. 1994) 29 F.3d 655, 670 (en banc).

1.2

The District has identified no law that expressly grants it authority to adopt an indirect source rule (“ISR”) that regulates existing sources. Federal law allows, but does not require, states to adopt an “indirect source review program” as part of the state implementation plan. 42 U.S.C. § 7410(a)(5)(A)(i). However, an “indirect source program” is defined by statute to mean “the facility-by-facility review of indirect sources of air pollution, including such measures as are necessary to assure . . . that a *new or modified* indirect source will not attract mobile sources of pollution” that would cause or contribute to an exceedance of or prevent the maintenance of a National Ambient Air Quality Standard (“NAAQS”). *Id.* at § 7410(a)(5)(D) (emphasis added). The EPA expressly understood this to apply to the evaluation of indirect sources “effects on air

#82448881_v1

COMMENT LETTER #1 – Holland & Knight on behalf of the California Trucking Association (page 3 of 24)

Ryan Bañuelos
Victor Juan
March 2, 2021
Page 3

quality *prior to* their construction and modification.” 38 Fed. Reg. 9599 (1973) (emphasis added).¹ Nowhere does federal law grant states the authority to develop an indirect source program that applies to *existing* sources.

The authority granted to Air Districts to promulgate indirect source rules under the California Clean Air Act is similar. Section 40716 of the Health and Safety Code provides that a district “may adopt and implement regulations” that *both* “[r]educe or mitigate emissions from indirect and areawide sources of air pollution” and “[e]ncourage or require the use of measures which reduce the number or length of vehicle trips.” The District does not substantiate its claim that the Proposed Rules will reduce the number or length of trips. But even if it did, the District’s authority is further proscribed. First, the statute specific to the District grants limited authority for the District to create an indirect source rule. It explains that the District shall provide for indirect source controls for “any *new* source that will have a significant effect on air quality in the South Coast Air Basin.” HSC § 40440(b)(3) (emphasis added).² “In the grants [of powers] and the regulation of the mode of exercise, there is an implied negative; an implication that no other than the expressly granted power passes by the grant; that it is to be expressed only in the prescribed mode....” *Wildlife Alive v. Chickering* (1976) 18 Cal.3d 190, 196. The express statutory authority of the District is thus to implement indirect source controls for *new* sources only, not existing, unmodified sources. “Any reasonable doubt concerning the existence of the power is to be resolved against the agency.” *California Chamber of Commerce v. State Air Resources Board* (2017) 10 Cal.App.5th 604, 620. Second, the statute requires all air districts to adopt “indirect source control programs.” *Id.* at § 40918. This term is not defined in California law, but is identical to the term used under the federal Clean Air Act in which indirect source control programs are limited to *new or modified* indirect sources. 42 U.S.C. § 7410(a)(5)(D). Thus, the Legislature did not grant the District authority to require existing, unmodified sources to comply with an indirect source control program.³

1.2
cont.

¹ “It should be emphasized that the primary purpose of the review procedures is to insure that *proposed projects* are designed and located in a manner consistent with air quality requirements.” *Id.* (emphasis added).

² The District has also not demonstrated that “there are high-level, localized concentrations of pollutants” in the vicinity of covered warehouses. See HSC 40440(b)(3). The PDSR relies on an association between CalEnviroScreen rankings and warehouses. PDSR at 16-17. CalEnviroScreen uses a suite of 19 indicators to characterize pollution burden (12 indicators) and population characteristics (7 indicators). Each indicator is assigned a score for each census tract in the state based on the most up-to-date suitable data. Scores are weighted and added together within the two groups to derive a pollution burden score and a population characteristics score. Those scores are multiplied to give the final CalEnviroScreen score. These indicators are not limited to air quality, let alone to NO_x which is a basin-wide contaminant (not one of “localized concentrations”). Instead, the indicators include drinking water contaminants, pesticide use, toxic releases from facilities, lead risk from housing, clean-up sites, ground water threats, and numerous other factors wholly unrelated to “high-level, localized concentrations of pollutants.” See Office of Environmental Health Hazard Assessment, Indicators Overview, available at <https://oehha.ca.gov/calenviroscreen/indicators>.

³ It also appears no court has upheld such a program. See *National Association of Home Builders v. San Joaquin Valley Unified Air Pollution Control District* (2010) 627 F.3d 730 (upheld ISR program applied only to qualifying

COMMENT LETTER #1 – Holland & Knight on behalf of the California Trucking Association (page 4 of 24)

Ryan Bañuelos
Victor Juan
March 2, 2021
Page 4

The only support that the District references for its novel interpretation of its authority to adopt an existing source ISR is an Attorney General Opinion from 1993. Atty. Gen. Opinion 92-519 (1993). While opinions of the Attorney General are entitled to great weight, they are not binding law and may be “simply wrong.” *Building Industry Assn. v. City of Livermore* (1996) 45 Cal.App.4th 719, 730. In addition, the Attorney General cannot expand the authority granted to an entity created by state law via an advisory opinion. As explained above, the District’s authority only extends to the powers which it was expressly granted by the Legislature. *See PaintCare*, 233 Cal.App.4th at 1405; *Valero Refining Company-California v. Bay Area Air Quality Management District* (2020) 49 Cal.App.5th 618, 640 (same). Even if the Opinion were controlling law, it does not support the District’s claims of authority to adopt an ISR. The District apparently contends that because the Attorney General concluded that air districts may impose “reasonable post-construction measures,” the District’s authority to adopt ISRs extends to all indirect sources, even if they are long-standing and unmodified. However, nowhere in the Opinion does the Attorney General state that “reasonable post-construction measures” may be required for indirect sources that are neither new nor modified. The District’s strained interpretation is inconsistent not only with the law at the time the Opinion was issued, but also with the District’s own contemporaneous Air Quality Management Plan (“AQMP”).

1.2
cont.

Both the California Clean Air Act and the AQMP anticipated the implementation of control measures that could only come into effect after an indirect source was constructed. In 1993, at the time of the Opinion, Section 40716 allowed the districts to implement post-construction measures such as “encourag[ing] or requir[ing] ridesharing, vanpooling, flexible work hours, or other measures to reduce the number or length of vehicle trips.” HSC § 40716 (1993). For traditional indirect sources such as shopping centers or stadiums, these measures could only be implemented post-construction. In its 1989 AQMP, the District itself included numerous similar measures it characterized as indirect source controls that would be implemented post-construction, including:

- (1) Alternative work weeks and flextime, *id.* app. IV-G at 47-52;
- (2) Telecommunications, *id.* at 53-62;
- (3) Employer rideshare and transit incentives, *id.* at 65-70;
- (4) Vanpool purchase incentives, *id.* at 77-82; and
- (5) Merchant transportation incentives, *id.* at 83-88.

In the context of the law at the time and the District’s own contemporaneous understanding, it is clear the Opinion was referring to these types of measures as “reasonable post-construction

new or modified development); *California Building Industry Association v. San Joaquin Valley Unified Air Pollution Control District* (2009) 178 Cal.App.4th 120 (same).

#82448881_v1

COMMENT LETTER #1 – Holland & Knight on behalf of the California Trucking Association (page 5 of 24)

Ryan Bañuelos
Victor Juan
March 2, 2021
Page 5

measures,” not establishing a carte blanche authority for the District to impose an ISR program on existing, unmodified sources. Thus, while the District may impose reasonable post-construction measures on new or modified indirect sources, the District has identified no law granting it authority to extend these measures to indirect sources that are neither new nor modified.

1.2
cont.

III. The Proposed Rules Are Preempted by Federal Law.

Under the U.S. Constitution’s Supremacy Clause, “Congress has the authority, when acting pursuant to its enumerated powers, to preempt state and local law.” *Oxygenated Fuels Association, Inc. v. Davis* (9th Cir. 2003) 331 F.3d 665, 667. “Congressional intent to preempt state law must be clear and manifest” (*Williamson v. General Dynamics Corp.* (9th Cir. 2000) 208 F.3d 1144, 1150), but congressional purpose is the “ultimate touchstone” of preemption analysis. *Cippollone v. Liggett Group, Inc.* (1992) 505 U.S. 504, 516. In this case, Congress has been clear in reserving to the federal government the ability to regulate purchase mandates under the Clean Air Act, the Federal Aviation and Administration Authorization Act (“FAAAA”), and the Energy Policy and Conservation Act (“EPCA”).

A. The Proposed Rules Are Preempted as Purchase Mandates Under the Clean Air Act.

The District may not adopt a purchase mandate under the guise of an ISR rule. Federal law preempts the adoption of such standards. While the District claims that the Proposed Rules provide sufficient flexibility to avoid a preempted mandate, the cost differential associated with the compliance pathways constitute an offer which cannot, in practical effect, be refused.

1.3

1. Rules Establishing Purchase Mandates Are Preempted.

Section 209(a) of the Clean Air Act (“CAA”) states:

“No State or any political subdivision thereof shall adopt or attempt to enforce any standard relating to the control of emissions from new motor vehicles or new motor vehicle engines subject to this part. No State shall require certification, inspection, or any other approval relating to the control of emissions ... as condition precedent to the initial retail sale, titling (if any), or registration of such motor vehicle, motor vehicle engine, or equipment.” 42 U.S.C. § 7543(a).

This prohibition is interpreted broadly. As the Supreme Court explained, because “[t]he manufacturer’s right to sell federally approved vehicles is meaningless in the absence of a purchaser’s right to buy them,” the term “standard” is not limited to regulations on manufacturers. *Engine Manufacturers Assn v. South Coast Air Quality Management Dist.* (2004) 541 U.S. 246, 252, 255 (“*EMA*”). To that end, the Supreme Court found that, “A command, accompanied by sanctions, that certain purchasers may buy only vehicles with particular

#82448881_v1

COMMENT LETTER #1 – Holland & Knight on behalf of the California Trucking Association (page 6 of 24)

Ryan Bañuelos
Victor Juan
March 2, 2021
Page 6

emission characteristics is as much an ‘attempt to enforce’ a ‘standard’ as a command, accompanied by sanctions, that a certain percentage of a manufacturer’s sales volume must consist of such vehicles.” *Id.* at 255.

The EPA has agreed and further explained that even if a standard is not a direct mandate, it may still be preempted under the CAA. Specifically in the context of ISR regulations, the EPA identified two ways that an ISR rule that on its face is authorized under CAA section 110(a)(5) could nonetheless be preempted. 76 Fed. Reg. 26609, 26611 (May 9, 2011). First, the ISR rule could be preempted if the rule in practice acts to compel either the manufacturer or user of a vehicle to change the emission control design of the engine or vehicle, or second, an ISR rule could be preempted if it creates incentives so onerous as to be in effect a purchase mandate. *Id.*

This was the exact question placed before the U.S. District Court of New York in 2009 in *Metropolitan Taxicab Bd. of Trade v. City of New York* (2009) 633 F. Supp. 2d 83 (“*MTB*”). The City of New York (“City”) adopted new regulations for taxis that were designed to encourage the transition to cleaner vehicles. Specifically, the City adopted a rule, the Lease Cap Rule, increasing the maximum allowable lease rate for hybrid vehicles while decreasing the maximum allowable lease rate for conventional vehicles. While the new maximum did not eliminate the profit margin for the leasing of conventional taxis, it rendered these conventional fleets substantially less profitable than hybrid fleets. *Id.* at 85. The Court first considered whether the Lease Cap Rule effected a purchase mandate, finding that “[t]he combined effect of the lease cap changes, and even the disincentive alone, constitutes an offer which can not, in practical effect, be refused.” *Id.* at 99. While the City argued that fleet operators could continue to utilize conventional taxis under the Lease Cap Rule, the Court found that the cost differential made it clear that “the Lease Cap Rules do not present viable options for Fleet Owners and instead operate as an effective mandate to switch to hybrid vehicles.” *Id.* at 100.⁴

1.3
cont.

2. The Intent of the Proposed Rules Is to Force the Acquisition of ZE/NZE Vehicles.

The District has made no secret of its dissatisfaction with the state-level progress on regulating emissions from mobile sources. In its comment letter on the Draft Mobile Source Strategy (“MSS”), the District called on CARB to “go even further” since CARB’s efforts to regulate

⁴ This is distinct from Rule 9510 considered by the Ninth Circuit in *National Assn. of Home Builders v. San Joaquin Valley Unified Air Pollution Control Dist.* (2010) 627 F.3d 730 (“*NAHB*”). In that case, the ISR rule considered emissions that were “site-based,” rather than “engine- or vehicle-based.” Stated differently, Rule 9510 evaluated emissions from the whole of the development, including the emissions from the construction equipment used during development and from the vehicles of the final users of the site. While NAHB challenged the rule as a preempted purchase mandate, the court found that Rule 9510 “escape[d] preemption” because it did “not measure emissions by fleets or groups of vehicles”—the construction equipment—but rather the facility as a whole *Id.* at 740. The same cannot be said of the Proposed Rules which are entirely based on the emissions from vehicles that visit the site and for which the practical compliance mechanisms are limited to acquisition.

COMMENT LETTER #1 – Holland & Knight on behalf of the California Trucking Association (page 7 of 24)

Ryan Bañuelos
Victor Juan
March 2, 2021
Page 7

mobile sources were insufficient to meet upcoming 2023 and 2031 federal deadlines for ozone reduction. PDSR at 52. The District has explained the problem that the emissions reductions modeled in the Draft MSS were insufficient to meet federal deadlines and that, even in the most aggressive modeling in the Draft MSS, in 2023 more than 95% of heavy-duty trucks will be no cleaner than 2010 engine standards assumed for all trucks in the baseline emissions inventory from the 2016 AQMP and that these trucks will continue to make up about 57% of the truck fleet in 2031. PDSR at 52. In commenting on the Advance Clean Truck (“ACT”) regulation, the District explained that the 15% ZEV sales requirement in 2030 “will be insufficient and must be increased to generate the needed NOx reductions.” SCAQMD Letter to CARB, Comment Letter on Proposed Advanced Clean Trucks Regulation (Dec. 6, 2019).

With the Proposed Rule, the District is attempting to step into CARB’s shoes and regulate mobile sources by proxy, an action for which it lacks authority. The PDSR explains that the ACT Rule and the Low NOx Omnibus regulations have left a gap in that their “lower emissions occur only *if* trucks are sold.” *Id.* (emphasis original). The Proposed Rules are designed to fill this gap by forcing acquisition of lower emission trucks. Similarly, the District explained that while the upcoming TRU regulation is expected to require lower PM standards, it “will not mandate that fleets purchase them, nor will it direct sales in certain parts of the state.” *Id.* The Proposed Rules are designed to correct this deficiency by creating a de facto purchase mandate in the South Coast Basin. The District explains that NOx reductions are necessary to meet federal air quality standards and “mobile sources associated with goods movement make up about 52% of all NOx emissions” in the South Coast Basin. PDSR at 14. The Proposed Rules are intended “to support statewide efforts to increase the number of ZE vehicles.” *Id.* The Proposed Rules “provide a mechanism to require warehouse operators to encourage ZE vehicle use at their facilities.” *Id.* at 15. “The proposed project is intended to accelerate the use of ZE trucks and yard trucks that visit the warehouses in the South Coast AQMD region” and “encourage and incentivize the purchase and use of NZE and ZE vehicles instead of conventional gasoline and diesel vehicles.” Draft EA at 4.1-1, C-46.⁵ The purpose of the Proposed Rules is thus clearly to force the acquisition and deployment of ZE trucks in the Basin.

1.3
cont.

3. Beyond the District’s Clear Intent to Force Purchase of ZE/NZE Vehicles, the Cost Differential Associated with the Compliance Pathways Forces Acquisition in Any Event.

While the District has ostensibly designed the Proposed Rules to provide multiple compliance pathways, the actual effect is uniform—ZE trucks must be acquired. The PDSR analyzed 18 compliance pathways as shown in Table 14. Scenarios 1, 2, 3, 6, 8, 12, 13, and 18 require the acquisition and usage of ZE vehicles by the warehouse itself. Scenarios 4, 5, 9, 10, and 14 require ZE trucks to visit the warehouses, requiring non-warehouse fleet owners to acquire such

⁵ “[T]he proposed project would result in a greater turnover of diesel trucks to NZE and ZE trucks than would have occurred without the proposed project....” Draft EA at C-48–49.

COMMENT LETTER #1 – Holland & Knight on behalf of the California Trucking Association (page 8 of 24)

Ryan Bañuelos
Victor Juan
March 2, 2021
Page 8

vehicles. But, for the 45% of warehouses that own and operate their own fleet, relying on the indirect acquisition by non-covered fleet owners is not an option. The only scenarios that do not force an acquisition of a ZE vehicle are Scenarios 7 (pay mitigation fee), 11 (rooftop solar and mitigation fee), 15 (filter system installations) and 16 (filter purchases).⁶ However, the costs of these non-acquisition pathways are far higher than acquisition.

Type	Sc. #	Description	Annual Cost per Year per Sq. Ft.
Direct Acquisition	1	NZE Class 8 truck acquisitions and subsequent visits from those trucks	\$0.08
Direct Acquisition	2	NZE Class 8 truck acquisitions and subsequent visits from those trucks (early purchase)	\$0.11
Direct Acquisition	3	NZE Class 8 truck acquisitions (funded by Carl Moyer program) and subsequent visits from those trucks	\$0.05
Direct Acquisition	6	Level 3 charger installations followed by ZE Class 6 & Class 8 truck acquisitions and subsequent visits from those trucks, using installed chargers	\$0.14
Direct Acquisition	8	NZE Class 6 truck acquisitions and subsequent visits from those trucks	\$0.16
Direct Acquisition	12	Hydrogen station installations followed by ZE Class 8 truck acquisitions and subsequent visits from those trucks, using the hydrogen station	\$0.82
Direct Acquisition	13	ZE Class 2b-3 truck acquisitions and subsequent visits from those trucks	\$0.04
Direct Acquisition	18	ZE Hostler Acquisitions and Usage	\$0.12
Average Annual Cost per Year per Sq. Ft. for Direct Acquisition Compliance			\$0.19
Indirect Acquisition	4	NZE Class 8 truck visits from non-owned fleets	\$0.05
Indirect Acquisition	5	ZE Class 8 truck visits from non-owned fleets	\$0.74
Indirect Acquisition	9	NZE Class 6 truck visits from non-owned fleets	\$0.79
Indirect Acquisition	10	ZE Class 6 truck visits from non-owned fleets	\$0.04

1.3
cont.

⁶ Scenario 17 requires TRU plug installations and usage in cold storage facilities but is applicable only to cold storage warehouses.

COMMENT LETTER #1 – Holland & Knight on behalf of the California Trucking Association (page 9 of 24)

Ryan Bañuelos
Victor Juan
March 2, 2021
Page 9

Indirect Acquisition	14	ZE Class 2b-3 truck visits from non-owned fleets	\$0.48
Average Annual Cost per Year per Sq. Ft. for Indirect Acquisition Compliance			\$0.42
Non-Acquisition	7	Pay Mitigation Fee	\$0.78
Non-Acquisition	11	Rooftop solar panel installations and usage	\$1.14
Non-Acquisition	15	Filter System Installations	\$0.92
Non-Acquisition	16	Filter Purchases	\$0.92
Non-Acquisition	17	TRU plug installations and usage in cold storage facilities	\$0.50
Average Annual Cost per Year per Sq. Ft. for Non- Acquisition Compliance			\$0.85

1.3
cont.

Scenario 7 (Mitigation Fee) averages approximately \$0.90 per square foot in 2025, with an average of \$0.78 per square foot per year. PDSR at 66, 74. The estimated compliance cost for Scenarios 15 and 16 (Filter System Installations and Filter Purchases) is even higher at approximately \$1.00 per square foot in 2025, with an average of \$0.92 per square foot per year. *Id.* at 70, 74. Solar begins in 2025 at \$2.50 per square foot and an average annual cost of \$1.14 per square foot per year. *Id.* By contrast, the estimated compliance costs for “acquisition” based scenarios are less than \$0.20 in 2025, with an annual average cost per square foot typically ranging from \$0.04 to \$0.16 per square foot per year. *Id.* at 66, 74. This cost differential is of the District’s own making, by assigning a certain number of WAIRE points to each compliance action the District has intentionally chosen to compel acquisition by pricing other compliance pathways out of the running.

While the District may argue that the Proposed Rules are not a purchase mandate because of the varying compliance pathways, the non-acquisition pathways at least triple the compliance costs of covered warehouses. District staff acknowledged at the February 16, 2021 public workshop that facilities will find the “most cost-effective means to comply.” Just as the fleet owners in *MTB*, warehouse operators are “profit oriented and business owners trying to maximize profits” and will always choose the option that the District makes the least costly. *MTB*, 633 F. Supp. 2d at 100. Looking at all the evidence, it is clear that the Proposed Rules do not “present viable options” for warehouses other than acquisition and “instead operate[] as an effective mandate to switch to [ZE] vehicles.” *Id.* For this reason, the Proposed Rules are preempted as a purchase mandate.

#82448881_v1

COMMENT LETTER #1 – Holland & Knight on behalf of the California Trucking Association (page 10 of 24)

Ryan Bañuelos
Victor Juan
March 2, 2021
Page 10

B. The Proposed Rules Are Preempted Under the FAAAA.

The FAAAA “preempts a wide range of state regulation of intrastate motor carriage.” *Californians for Safe & Competitive Dump Truck Transp. v. Mendonca* (9th Cir. 1998) 152 F.3d 1184, 1187. It specifically provides that, “a State ... may not enact or enforce a law, regulation, or other provision having the force and effect of law related to a price, route, or service of any motor carrier ... with respect to the transportation of property.” 49 U.S.C. § 14501(c)(1). The terms “rates, routes, and services” were “used by Congress in the public utility sense; that is, service refers to such things as the frequency and scheduling of transportation, and to the selection of markets to or from which transportation is provided.... Rates indicates price; routes refers to courses of travel.” *Air Transport Ass’n of Am. v. City & Cnty. of San Francisco* (9th Cir. 2001) 266 F.3d 1064, 1071. Congress enacted this preemption provision because it “believed that across-the-board deregulation was in the public interest as well as necessary to eliminate non-uniform state regulations of motor carriers which had caused significant inefficiencies, increased costs, reduction of competition, inhibition of innovation and technology, and curtailed the expansion of markets.” *Id.* at 1187 (quotations omitted).

1.4

The Supreme Court has observed that state laws may be preempted “even if a state law’s effect on rates, routes or services is only indirect.” *Rowe v. New Hampshire Motor Transport Ass’n* (2008) 552 U.S. 364, 370. The District has acknowledged that the Proposed Rules will increase the costs for warehouses in the District, many of whom are fleet owners. PDSR at 58 (“there will be financial impacts to industry to implement PR 2305, and it will also require many warehouse operators and cargo owners to change their business practices to implement actions required by PR 2305”), 45 (“Of the warehouses expected to be required to earn WAIRE Points ... about 45% may own a truck fleet”). The District also acknowledges that the Proposed Rules incentivize changes to routes and service. PDSR at 33 (“Because the WPCO is tied to a warehouse’s annual truck trips, if a facility can find ways to improve efficiency and reduce its number of truck trips, then its compliance obligation under PR 2305 will be lower.”). Because the Proposed Rules have a force and effect that is related to the price, route, and service of motor carriers, they are preempted under the FAAAA.

C. The Proposed Rules Are Preempted Under the EPCA.

The EPCA authorizes the National Highway Traffic Safety Administration (“NHTSA”) to create fuel-efficiency standards in order “to conserve energy supplies through energy conservation programs, and, where necessary, the regulation of certain energy uses” and “to provide for improved energy efficiency of motor vehicles.” 49 U.S.C. § 6201. “[W]hile the primary focus of the EPCA was to regulate the country’s consumption of energy resources, Congress intended that passage of the EPCA would not unnecessarily restrict purchase options.” *Ophir v. City of Boston* (2009) 647 F. Supp. 2d 86, 93. To that end, NHTSA may only establish a fuel economy standard after evaluating four factors: “technological feasibility, economic practicability, the effect of other motor vehicle standards of the Government on fuel economy, and the need of the United

1.5

#82448881_v1

COMMENT LETTER #1 – Holland & Knight on behalf of the California Trucking Association (page 11 of 24)

Ryan Bañuelos
Victor Juan
March 2, 2021
Page 11

States to conserve energy.” *Id.* § 32902(f). In order to promote a uniform application, the EPCA preempts the authority of the states or any political subdivision of a state from “adopt[ing] or enforce[ing] a law or regulation *related to* fuel economy standards or average fuel economy standards for automobiles covered by an average fuel economy standard under this chapter.” *Id.* at § 32919 (emphasis added). “Fuel economy” is defined as “the average number of miles traveled by an automobile for each gallon of gasoline (or equivalent amount of other fuel) used.” *Id.* at 32901(a)(11). The EPA Administrator is directed by EPCA to “include in the calculation of average fuel economy ... equivalent petroleum-based fuel economy values determined by the Secretary of Energy for various classes of electric vehicles,” (*id.* at 32904(a)(2)(B)), which the EPA calculates in terms of miles per gallon equivalent, or MPGe. *Id.*

1.5
cont.

As described above, it is the District’s intent to drive the acquisition of ZE/NZE vehicles in the District’s jurisdiction. The City of Boston had a similar objective when it adopted a taxi regulation requiring the acquisition of hybrid vehicles. A federal district court found the regulation preempted by the EPCA, even though the rule was adopted to “modernize and improve the quality of appearance” of the taxi fleet, not for purposes of increased fuel economy. *Ophir*, 647 F. Supp. 2d at 89, 94. Here, the District is compelling the acquisition of a certain type of vehicle, ostensibly to reduce vehicle emissions, but with the effect of mandating lower fuel economy standards. As the Supreme Court explained in *EMA*, “if one State or political subdivision may enact such rules, then so may any other; and the end result would undo Congress’s carefully calibrated regulatory scheme.” 541 U.S. at 255.

IV. The Proposed Rules Are An Improper Regulatory Fee.

There are three general categories of fees or assessments that are distinguishable from special taxes and thus can be imposed without a two-thirds majority vote: special assessments based on the value of benefits conferred on property, development fees exacted in return for permits or government privileges, and regulatory fees imposed under the police power. *California Building Industry Association v. San Joaquin Valley Unified Air Pollution Control District* (2009) 178 Cal.App.4th 120, 130. ISR fees are regulatory fees in that they are not associated with the issuance of a permit or government privilege.⁷ *Id.* However, a regulatory fee may not exceed the amount required to carry out the purposes and provisions of the regulation and cannot be levied for unrelated revenue purposes. *Id.* at 131.

1.6

In the first instance, the District has identified no authority allowing it to impose an ISR fee on existing, unmodified sources. See Part II, *supra*. The District has also not established a reasonable relationship between the fee charged and the activity the District seeks to regulate.

⁷ In the alternative, the fees under the Proposed Rules are an improper tax under Proposition 13. Unlike the allowances at issue in *Cal. Chamber of Commerce v. State Air Resources Board* (2017) 10 Cal.App.5th 604, the WAIRE points have no economic value that can be traded, a fixed price unchanged by market forces, and—as state and federal regulations phase in—will become compulsory. Thus, they are a tax subject to the requirements of Proposition 13, which have not been met.

COMMENT LETTER #1 – Holland & Knight on behalf of the California Trucking Association (page 12 of 24)

Ryan Bañuelos
Victor Juan
March 2, 2021
Page 12

The District states that the amount of the fee was calculated based on the cost-per-point of various other compliance actions. PDSR at 33. However, as the District acknowledges, these costs vary across the actions. *Id.* The District does not explain its methodology for determining the \$1,000 per point cost. Additionally, the District’s proposed cost is based on the cost of compliance for individual entities, not on the cost of the offsets the *District* would need to fund to offset total emissions from truck trips to warehouses in the Basin to achieve the emission reductions goals of the program. The District has acknowledged that there are economies of scale associated with the compliance pathways, which the District is uniquely positioned to access as the administrator of the mitigation funds. The District is required by law to perform an analysis of administering the costs of its own program, i.e., funding the offsets necessary to reduce emissions, rather than analyzing the cost of compliance actions of individual entities.

1-6
cont.

In addition, the court in *California Building Industry Association* upheld an ISR fee where the covered entities could choose whether or not to pay the fee based on their activities. However, in light of the increasing requirements for ZE/NZE vehicles discussed *infra* and the additionality requirement found in Proposed Rule 2305(d)(3), it is very likely that covered warehouses will have no option but to pay the fee at some point. As District staff acknowledged during the February 17, 2021 community meeting, Proposed Rule 2305 has no sunset and no off-ramp available for even fully electric warehouses. Yet these warehouses will continue to accumulate a compliance obligation based on the trucks that visit their locations regardless of the type of truck. Thus, no true choice between paying the fee and other compliance pathways exists in the Proposed Rules.

V. The Goals of the Proposed Rules Are Presently Infeasible.

As explained in Parts III.B and III.C, *supra*, the intent of the Proposed Rules is to accelerate the transition to ZE trucks. Yet, the District specifically acknowledges that it “cannot predict and has no feasible way to identify” suppliers of items necessary to accumulate WAIRE points and that the “investment or the quantity of items is speculative.” Draft EA at 532. CARB recently rejected a proposal to require a higher sales percentage of ZE vehicles under the ACT Rule “due to concerns about the feasibility of manufacturers to comply with even higher sales requirements especially for Class 2b-3 vehicles and tractors.” Advanced Clean Trucks Regulation, Final Statement of Reasons (January 2021) at 99 (“ACT FSOR”). As CARB explained just last month:

“At this time, both Class 2b-3 and Class 7-8 tractors have more focused concerns about payload, range, towing, charging/refueling infrastructure, and model availability than other vehicles. These issues will present more challenges in identifying suitable applications for their deployment in the early market. Increasing the number of ZEV sales further also increases the likelihood that manufacturers would need to produce more costly long-range vehicles, and that vehicles may need to be placed in applications where they may not be fully

1.7

#82448881 v1

COMMENT LETTER #1 – Holland & Knight on behalf of the California Trucking Association (page 13 of 24)

Ryan Bañuelos
Victor Juan
March 2, 2021
Page 13

suitable. Therefore, the Board determined that the approved regulation is the most feasible path to meet ZEV deployment goals at this time.” *Id.*

The District has not explained how its mandate to increase the use of ZE vehicles—which is intended to be in excess of CARB’s requirement (*see* PDSR at 15)—is in fact feasible when CARB determined it is not.

Additionally, the District has not contended with whether it is feasible to impose these accelerated requirements for trucks that leave the District. Industrial Economics, Incorporated determined that only 34% of goods moved within the District stay in the District; the vast majority are bound for destinations outside of the District’s authority.⁸ Yet the District has offered no evidence of whether the infrastructure exists in other jurisdictions to support the endpoint of these trips. A rule that is infeasible is necessarily arbitrary and capricious and unsupported by substantial evidence.

1.7
cont.

VI. The District Cannot Make the Findings Required by Health and Safety Code Section 40727.

Prior to the adoption of any new regulation, the District must make findings regarding “necessity, authority, clarity, consistency, nonduplication, and reference.” HSC § 40727. The District’s findings must be based on substantial evidence that is “reasonable, credible, and of solid value” (*Plastic Pipe and Fittings Ass’n v. Cal. Bldg. Standards Comm.* (2004) 124 Cal.App.4th 1390, 1407), and that bears a “rational connection” to the District’s ultimate determination (*Am. Coatings Ass’n v. South Coast Air Quality Dist.* (2012) 54 Cal.4th 446, 460). The District cannot make the necessary findings for the Proposed Rules.

“Authority” is defined to mean a provision of law or of state or federal regulation that permits or requires the regional agency to adopt the regulation. *Id.* As discussed in Part II, *supra*, the District has no authority to adopt a regulation imposing an ISR on existing, unmodified sources and, as discussed in Part III, *infra*, the Proposed Rules are preempted by federal law. The District cites to Health and Safety Code sections 39002, 39650 to 39669, 40000, 40001, 40440, 40441, 40522.5, 40701, 40702, 40716, 47017 to 40728, 40910, 40920.5, 41508, 41511, and 41700 for authority for the Proposed Rules. PDSR at 83. None of these provide authority for either an ISR for existing, unmodified sources or for a program effecting a purchase mandate of vehicle sources.

1.8

“Necessity” means that a need exists for the regulation as demonstrated by the record. HSC § 40727(b). The District has failed to demonstrate that there is a need for the Proposed Rules.

⁸ Industrial Economics, Inc., Assessment of Warehouse Relocations Associated with the South Coast Air Quality Management District Warehouse Indirect Source Rule (Dec. 23, 2020), available at [http://www.aqmd.gov/docs/default-source/planning/fbmsm-docs/iec_pr-2305-warehouse-relocation-report-\(12-23-20\).pdf?sfvrsn=8](http://www.aqmd.gov/docs/default-source/planning/fbmsm-docs/iec_pr-2305-warehouse-relocation-report-(12-23-20).pdf?sfvrsn=8).

COMMENT LETTER #1 – Holland & Knight on behalf of the California Trucking Association (page 14 of 24)

Ryan Bañuelos
Victor Juan
March 2, 2021
Page 14

The District explains that the District will not meet federal standards for ozone and fine particulate matter, that NOx is the primary pollutant needed to meet federal air quality standards, and that mobile sources associated with goods movement make up about 52% of all NOx emissions in the Basin. PDSR at 13-14. But the District does not bridge the analytical gap between the projected NOx emissions and the federal standards for ozone. For example, the District projects in Table 3 of the PDSR that NOx emissions per day will decrease from 42.72 tons to 26.86 tons (PDSR at 13), but does not explain or quantify how these reductions will achieve federal ozone standards, the actual cited need. Further, the District does not explain what NOx emissions are attributable to the specific entities it seeks to regulate. The Proposed Rules apply to the owners and operators of warehouses in the District's jurisdiction. Proposed Rule 2305(b). But the District has not demonstrated that the warehouses are a significant indirect source. While the District states that 52% of all NOx emissions in the Basin are attributable to the movement of goods, this figure includes locomotives, cargo handling equipment, ocean going vessels and commercial harbor craft.⁹ Trucks themselves are responsible for only 58% of the 52% of NOx emissions, or less than a third of the need originally cited by the District. In its later modeling, the District claims that NOx emissions from trucks that visit warehouses account for less than 20% of the District's carrying capacity even before the Proposed Rules. PDSR at 52. The District's necessity finding is further undercut by its own scenario analysis which demonstrate that despite the enormous implementation costs, it is possible that the Proposed Rules will result in no reduced emissions of NOx and PM at all. PDSR at 63-64.

1.8
cont.

The District has also claimed that the Proposed Rules are necessary because, while CARB's Draft MSS calls for a 100% ZE truck fleet by 2045, a 100% ZE drayage truck fleet (trucks that visit ports and railyards) by 2035, and 100% ZE off-road equipment operations by 2035, CARB's policy does not include any enforceable mechanism to achieve these targets. PDSR at 10. To reach this conclusion, the District ignores the effects of the ACT Rule requiring greater sales of ZE/NZE trucks and ignores CARB's further efforts to adopt the Advanced Clean Fleets ("ACF") rule, which CARB anticipates will be implemented from 2024 to 2045.¹⁰ During its public workshops, the District further discounted these regulations by emphasizing that the Proposed Rules will begin achieving emissions reductions beginning in 2023, where the ACT Rule and proposed ACF rule will not reach full implementation until 2035 and 2045 respectively. But the annual variable associated with the Proposed Rules indicates that they will not reach full implementation until after CARB's programs go into effect. The District thus has not demonstrated that it is necessary for it to usurp CARB's authority in this area.

Under section 40727, the District must also find that the regulation "is written or displayed so that its meaning can be easily understood by the persons directly affected by it," a required

⁹ PDSR at 14, citing Southern California Association of Governments, Transportation System Goods Movement Technical Report (Sept. 2020) at 58, available at https://scag.ca.gov/sites/main/files/file-attachments/0903connectsocial_goods-movement.pdf?1606001690.

¹⁰ CARB, Zero-Emission Fleet Rule Workshop, Advanced Clean Truck Fleets (Feb. 12, 2020), available at https://ww2.arb.ca.gov/sites/default/files/2020-02/200212presentation_ADA_1.pdf.

COMMENT LETTER #1 – Holland & Knight on behalf of the California Trucking Association (page 15 of 24)

Ryan Bañuelos
Victor Juan
March 2, 2021
Page 15

“clarity” finding. The District cannot make such a finding for the Proposed Rules because the means to comply with the Proposed Rules are based on a landscape of shifting sand. Specifically, each warehouse operator can only earn points toward their compliance obligation by taking actions beyond the requirements of U.S. EPA, CARB, and the District’s other regulations. Proposed Rule 2305(d)(3). But as described above, these regulations are becoming increasingly stringent and new rules are being evaluated continuously. Covered warehouses are therefore unable to evaluate how the Proposed Rules will specifically affect them or the level of compliance actions that may be necessary. This materially effects the ability of covered warehouses to operate and makes the District unable to make the required finding of clarity.

1.8
cont.

VII. The Environmental Assessment Fails as an Informational Document.

The basic purpose of an EIR is to “provide public agencies and the public in general with detailed information about the effect [that] a proposed project is likely to have on the environment; to list ways in which the significant effects of such a project might be minimized; and to indicate alternatives to such a project.” *Sierra Club v. County of Fresno* (2018) 6 Cal.5th 502, 511 (quoting Pub. Res. Code § 21061) (“*Friant Ranch*”). “If CEQA is scrupulously followed, the public will know the basis on which its responsible officials either approve or reject environmentally significant action, and the public, being duly informed, can respond accordingly to action with which it disagrees.” *Laurel Heights Improvement Assn. v. Regents of University of California* (1988) 47 Cal.3d 376, 392 (“*Laurel Heights*”). For environmental review to be successful, it must not only provide a comprehensive disclosure but also connect the analytical dots in order to explain to the decisionmakers and the public the effects of the agency’s decision.

1.9

While the District has significantly improved the discussion of the environmental impacts of the Proposed Rules from the Initial Study, the Draft EA still fails to provide a full picture of the reasonably foreseeable effects of the Proposed Rules.

A. The District Improperly Relies on Analysis from an Earlier Project.

The District has abandoned its attempt to fully divorce the Proposed Rules from their indirect effects and now provides a cursory discussion of the Proposed Rules’ hazards and hazardous materials, aesthetic, mineral, biological, air quality, greenhouse gases, biological resources, land use, and agricultural resources impacts. However, the analysis remains legally insufficient. The District’s analysis is largely limited to incorporating CARB’s analysis of the impacts associated with the ACT Rule in order to describe and assess the effects of the Proposed Rules. This is improper and misleading. The District has repeatedly explained that the Proposed Rules are designed to be in surplus of state and federal regulations, meaning that the effects of the Proposed Rules are also necessarily in surplus of the effects described in the ACT Rule Environmental Assessment.

1.10

#82448881_v1

COMMENT LETTER #1 – Holland & Knight on behalf of the California Trucking Association (page 16 of 24)

Ryan Bañuelos
Victor Juan
March 2, 2021
Page 16

To illustrate, the District acknowledges that the Proposed Rules will drive an increase in specialized hazardous waste, including various types of batteries and fuel cells as well as prematurely retired vehicles. The District relies on CARB’s description and assessment of the ACT Rule’s effects on the creation and management of hazards, but the District never explains how the specific effects of the Proposed Rule—e.g., how much more demand for recycling or solid waste disposal the Proposed Rules generate vis a vis the ACT Rule. Because the District will be driving additional fleet turnover and additional ZE/NZE deployment, the effects of the Proposed Rules are necessarily in excess of what CARB analyzed in its own assessment. The District has failed to meaningfully inform the public and the Board of the reasonably foreseeable effects of the covered warehouses’ compliance actions. These incremental effects are likely substantial. While CARB predicts total deployment of 100,000 ZE vehicles under the ACT Rule by 2032 (ACT Environmental Assessment at IX-6), the District’s bounding analysis indicates the Proposed Rules could add an additional 28,000 ZE trucks by 2031, a 28% increase. The District’s repeated reliance on CARB’s assessment thus fails to disclose the effects of the District’s action in adopting the Proposed Rules.

1.10
cont

A lead agency may reuse an EIR prepared for an earlier project for another separate project if the “circumstances of the projects are essentially the same.” CEQA Guidelines § 15153(a). An EIR from an earlier project “shall not be used” for a later project if any of the conditions for supplementation have been met. In *Save Berkeley’s Neighborhoods v. Regents of University of California* (2020) 51 Cal.App.5th 226, the court found that the university could not rely on a previously prepared EIR that analyzed an increase in enrollment when the proposed project would further increase student enrollment. The same principles apply to the District. The District cannot crib from CARB’s own analysis when the District intends its Proposed Rules to increase turnover and deployment beyond what CARB contemplated, particularly not when the District can reasonably foresee a 28% increase in deployment *in a single air district* beyond what CARB anticipated for the *entire state*.

This error is not unique to the hazards analysis, although the comparison is particularly apt. The same problem permeates the District’s analysis of other impact areas, including but not limited to, aesthetic, mineral, biological, air quality, greenhouse gases, biological resources, land use, and agricultural resources impacts. While the District argues that these impacts are speculative and subject to the permitting decisions of other agencies, the District has demonstrated it is capable of performing a bounding analysis to determine the maximum potential impacts associated with air emissions and electricity demand and could certainly use this scenario to forecast potential impacts across other impact areas.

1. Increased Grid Capacity.

The District has modeled 18 compliance scenarios to provide a “bracketing” of the fiscal impact associated with the Proposed Rules and should provide the same level of information for the environmental impacts. While the District now quantifies a high-electrification scenario, it does

1.11

#82448881_v1

COMMENT LETTER #1 – Holland & Knight on behalf of the California Trucking Association (page 17 of 24)

Ryan Bañuelos
Victor Juan
March 2, 2021
Page 17

not disclose what this means to the public or the environment. To meet the state's ambitious climate goals, nearly all of this new demand would be met by wind, solar and battery storage.¹¹ This would require the construction of 109,834 megawatts ("MW") of new solar capacity (a nearly 900 percent increase from current levels), 14,585 MW of new wind capacity (more than a 200 percent increase from current levels), and 73,933 MW of new available grid battery storage (a 15,560 percent increase from the current 478 MW).¹² The District can and should evaluate and disclose to the public the approximate amount of acreage required to generate the necessary electricity from wind and solar and should quantify the amount of emissions that would result from the use of natural gas power plants.

1.11
cont.

2. Increased Need for Lithium Extraction.

The District could use its most battery-intensive scenario along with projections of useful life to determine the demand for lithium and other necessary minerals and inform the public and decisionmakers of the potential real world impacts of the Proposed Rules, including the percentage increase over existing extraction to accommodate these Rules and other similar reasonably foreseeable electrification efforts.

1.12

3. Increased Disposal Facilities.

Using the same bounding scenario, the District could project the amount and type of waste the Proposed Rules would induce through accelerated transition. While the District indicates that conventional trucks replaced by ZE/NZE vehicles before the end of their useful life will likely replace older, dirtier trucks, the District must still contend with the disposal of these trucks. Additionally, the District's reliance on still-in-development battery recycling technology is speculative and lacks the support of substantial evidence. In order to succeed as an informational document, the District must provide an assessment of the foreseeable impacts, including increased demand for disposal facilities. This is not outside of the realm of reason. The District has demonstrated it is capable of preparing a bounding analysis and can use this, along with reasonable assumptions regarding useful life, to determine the rate of waste generation attributable to the Proposed Rules. This can and must be prepared and compared against existing disposal capacity in light of other reasonably foreseeable projects to inform the public of the potential scale of development necessary to accommodate the Proposed Rules.

1.13

¹¹ Ming et al., Long-Run Resource Adequacy under Deep Decarbonization Pathways for California, June 2019 https://www.ethree.com/wp-content/uploads/2019/06/E3_Long_Run_Resource_Adequacy_CA_Deep-Decarbonization_Final.pdf.

¹² Ming et al., Long-Run Resource Adequacy under Deep Decarbonization Pathways for California, June 2019 https://www.ethree.com/wp-content/uploads/2019/06/E3_Long_Run_Resource_Adequacy_CA_Deep-Decarbonization_Final.pdf.

COMMENT LETTER #1 – Holland & Knight on behalf of the California Trucking Association (page 18 of 24)

Ryan Bañuelos
Victor Juan
March 2, 2021
Page 18

B. The District’s Analysis of Air Quality Effects Relies on Outdated Modeling and Inconsistent Assumptions.

The District relies on a version of CARB’s Emission Factor (“EMFAC”) from 2017 to characterize emissions and reductions. While CARB applies some post-hoc modifications to approximate the effect of CARB’s more recent regulations including the ACT Rule and Low NOx Omnibus, these are merely approximations. CARB has recently released EMFAC2021 which reflects CARB’s own best estimates of the effect of these regulations on emissions. The District should re-characterize its analysis based on EMFAC2021 before taking action on the Proposed Rules. At the very least, the District should verify its modifications against the latest EMFAC modeling. Not doing so means that the District’s analysis supporting adoption of the Proposed Rules is not based on the most up-to-date information and thus lacks substantial evidence. Similarly, the District relies on a version of the Southern California Association of Government’s (“SCAG”) Regional Transportation Plan/Sustainable Community Strategy (“RTP/SCS”) that is a half-decade out of date. SCAG adopted its latest RTP/SCS in September 2020 which incorporates updated trip modeling. This information was plainly available the District long before it released its draft EA and thus there is no excuse for the District not to include the updated trip modeling information in the EA. The EA thus must be updated to reflect the most recent trip lengths analysis. *See Citizens to Preserve the Ojai v. County of Ventura* (1985) 176 Cal.App.3d 421, 430; *Cleveland National Forest Foundation v. San Diego Assn. of Governments* (2017) 17 Cal.App.5th 413, 444-45 (court invalidated an EIR’s analysis of farmland impacts because the agency relied on “a methodology with known data gaps, [which] produced unreliable estimates ... of the [project’s] impacts”).

1.14

The assessment of the Proposed Rules’ air quality effects also rely on faulty assumptions. First, the scenario analyses do not account for increasingly strict state-level requirements that could reduce the emission reductions achieved by the Proposed Rules. These new requirements include the ACT Rule, the Low NOx Omnibus regulation, the ACF regulation, and the Ports Clean Air Action Plan. While these regulations are at least partially incorporated into an assessment of baseline emissions through the post-hoc modifications discussed above, the District does not carry these forward through its scenario analysis. This means that the range of emission reductions stated in the PDSR do not represent realistic assumptions of potential emission reductions from the Proposed Rules. Because all WAIRE points must constitute reductions that are additional to those generated by other federal and state laws, the District over counts potential reductions as attributable to the Proposed Rules, when they will actually be attributable to the enhanced state requirements and thus not eligible for WAIRE points. In this way, the District overstates the emission reductions the Proposed Rules will achieve. Second, the scenario analyses compares apples and oranges. The District claims as benefits of the Proposed Rules decreases in emissions associated from decreased demand for utility-based electricity as a result of the installation of on-site solar. But the District neglects to perform a similar analysis regarding the increased emissions from increased demand for utility-based electricity as a result of ZE vehicle deployment and charger installations. The District cannot adequately inform the

#82448881_v1

COMMENT LETTER #1 – Holland & Knight on behalf of the California Trucking Association (page 19 of 24)

Ryan Bañuelos
Victor Juan
March 2, 2021
Page 19

public by quantifying only the benefits and none of the costs. The District must quantify and disclose both halves of the equation, including whether compelling ZE deployment actually results in the scale of emissions reductions the District has predicted.

1.14
cont.

C. The District Fails to Adequately Explain the Proposed Rules' Effects on the Environment.

It is not enough for an agency to declare that there is an environmental effect; “there must be a disclosure of the analytic route the ... agency traveled from evidence to action.” *Laurel Heights*, 47 Cal.3d at 403 (quotations and citations omitted); *Cleveland National Forest Foundation v. San Diego Assn. of Governments* (2017) 3 Cal.5th 497, 514-15 (“an EIR’s designation of a particular adverse environmental effect as ‘significant’ does not excuse the EIR’s failure to reasonably describe the nature and magnitude of the adverse effect”); *Berkeley Keep Jets Over the Bay Com. v. Board of Port Commissioners* (2001) 91 Cal.App.4th 1344, 1371 (“The EIR’s approach of simply labeling the effect ‘significant’ without accompanying analysis of the project’s impact on the health of the Airport’s employees and nearby residents is inadequate to meet the environmental assessment requirements of CEQA.”). Unfortunately, the District has obfuscated the real impacts of the Proposed Rules and failed to provide a meaningful analysis of the effects.

For example, the District declares that “impacts associated with the need for new or substantially altered power utility systems, new and expanded infrastructure, and effects on peak and base period demands to accommodate the increase in demand from electric vehicles and refueling infrastructure by compliance year 2031” are conservatively considered a significant environmental effect of the proposed project, but it fails to provide a meaningful analysis of this effect. Like the agency in *Friant Ranch*, the District has analyzed the issue and disclosed the general effects, but it “did not connect the raw” energy numbers and their effects to specific adverse effects on the built environment. 6 Cal.5th at 518. After reading the EA, “the public would have no idea of the ... consequences that result from” dramatically increasing electricity demand. *Id.* at 519.

1.15

And the increase will be dramatic. The Draft EA discloses the electricity demands created by various compliance options, including Scenario 6 which would result in an additional 847 gigawatt hours per year of electricity demand. But the District never explains to the reader what this means for the electricity grid. The District predicts up to 28,569 new ZE/NZE trucks in 2031 as a result of the Proposed Rules (Draft EA at 4.1-24) and states that the California Energy Commission (“CEC”) assumed that 100,000 ZE trucks will be deployed by 2031 (Draft EA at 4.2-17), but fails to bridge the analytical divide and further fails to contextualize this increase. A cursory review of the ACT Rule Environmental Assessment indicates that CARB already anticipates driving the deployment of the full 100,000 ZE capacity assumed by the CEC by 2032 through the ACT Rule. ACT Environmental Assessment at IX-6. The additional 28,569 NE/NZE trucks that would occur from implementation of the Proposed Rules are thus wholly unaccounted

#82448881_v1

COMMENT LETTER #1 – Holland & Knight on behalf of the California Trucking Association (page 20 of 24)

Ryan Bañuelos
Victor Juan
March 2, 2021
Page 20

for in the CEC’s assumptions—as the District has gone to great pains to ensure that all trucks under the Proposed Rules will be in addition to those required by CARB. Thus, the District has failed the lead agency’s obligation to explain how the large increase in ZE/NZE trucks will affect electricity demand and energy supply, and lead to environmental impacts in California.

Further, the District never explains what a nearly 30% increase in ZE/NZE trucks in a single air district means for the human environment. What are the “effects on peak and base period demands to accommodate the increase in demand from electric vehicles and refueling infrastructure by compliance year 2031”? The public and the Board are left—figuratively and possibly literally—in the dark.

1.15
cont.

This cursory conclusion without a full disclosure of the real effects on the human environment is widespread throughout the District’s analysis. “Because the [EA] as written makes it impossible for the public to translate the bare numbers provided into adverse health impacts or to understand why such translation is not possible at this time (and what limited translation is, in fact, possible)” (*Friant Ranch*, 6 Cal.5th at 521), the EA fails in its purpose as an informational document.

D. The Draft EA Fails to Adequately Analyze the Proposed Rule’s Impacts on the Transportation Sector.

As raised in CTA’s Scoping Comment letter, the Proposed Rules create significant uncertainty in commercial transportation. By compelling the early transition to ZE/NZE vehicles, the Proposed Rules drive rapid and premature fleet turnover for high-cost ZE/NZE vehicles while imposing the uncertain but often high costs of electricity and hydrogen fuel on the logistics sector. Additionally, while the Proposed Rules may incentivize the transition to ZE/NZE vehicles in the District’s jurisdiction, neither the Initial Study nor the Draft EA appears to have considered whether there is sufficient charging infrastructure to support these fleets outside of the District. Goods move across the air districts, but there is no analysis of whether the infrastructure exists for the anticipated ZE/NZE vehicles to complete these trips. Additionally, as California responds to increasing wildfire threats, public safety power shutoff (“PSPS”) events have become increasingly common.

1.16

In response to CTA’s Scoping Comment, the District first states that it is not feasible to anticipate the frequency of PSPS events or to analyze their effects. Draft EA at C-34. This is incorrect. Following each PSPS event, California utilities are required to file reports with the Public Utilities Commission disclosing what occurred. These reports are publicly available and the District can and should assess the number and coverage of PSPS events in its jurisdiction to understand, evaluate, and disclose the interaction between increased electrification and increasing grid instability. The District also deflects from the impacts of PSPS events by relying on the additional solar and battery technologies that it envisions will be implemented at covered warehouses. *Id.* at C-35. However, the District repeatedly explained throughout the PDSR and

#82448881_v1

COMMENT LETTER #1 – Holland & Knight on behalf of the California Trucking Association (page 21 of 24)

Ryan Bañuelos
Victor Juan
March 2, 2021
Page 21

the Draft EA that predicting the manner in which the warehouse may choose to comply would be pure speculation. The District’s reliance on solar infrastructure to defray the potential significant effects of reliance on unstable grids thus is similarly pure speculation. Additionally, as discussed *supra*, the cost differential created by the District in fact disincentivizes the deployment of on-site solar in favor of ZE/NZE acquisition. Thus, there is evidence that the District’s reliance on solar infrastructure to defray potentially significant effects on the grid is misplaced.

While impacts to the State’s logistics infrastructure are not specifically listed as impacts in Appendix G, the Appendix “is only an illustrative checklist and does not set forth an exhaustive list of potentially significant environmental impacts under CEQA or standards of significance for those impacts.” *City of San Diego v California State University* (2011) 201 Cal.App.4th 1134, 1191; *Protect the Historic Amador Waterways v. Amador Water Agency* (2004) 116 Cal.App.4th 1099, 1108-1111. “Also, the lack of precise quantification or criteria for determining whether an environmental effect is ‘significant’ under CEQA does not excuse a lead agency from using its best efforts to evaluate whether an effect is significant. *City of San Diego*, 201 Cal.App.4th at 1191; *Berkeley Keep Jets Over the Bay Com. v. Board of Port Cmrs.* (2001) 91 Cal.App.4th 1344, 1370. The District provides no satisfactory explanation for its failure to analyze and disclose the effects of the Proposed Rules on the State’s logistics infrastructure. The EA should consider the interaction between expedited electrification and PSPS events. It is reasonably foreseeable that the Proposed Rules will lead to significant disruptions to freight transportation, specifically in light of PSPS events.

1.16
cont.

E. The District Omits Projects from Its Cumulative Impact Analysis.

An EIR must discuss a cumulative impact if the project’s incremental effect combined with the effects of other projects is “cumulatively considerable.” CEQA Guidelines § 15130(a). This determination is based on an assessment of the project’s incremental effects “viewed in connection with the effects of past projects, the effects of other current projects, and the effects of probable future projects.” *Id.* at § 15065(a)(3); *Banning Ranch Conservancy v. City of Newport Beach* (2012) 211 Cal.App.4th 1209, 1228.

The District contends that a cumulative impact analysis is not required because the Proposed Rules are consistent with the 2016 AQMP, the State SIP Strategy, and the ACT Rule. Draft EA at 4-11–12. However, the Proposed Rules are not consistent with the ACT Rule in that they are specifically designed to be additional to the requirements of the ACT Rule. Similarly, the District cannot rely on the analysis completed for the State SIP strategy since that analysis was focused on statewide emission control strategies adopted by CARB (including the ACT Rule), and did not contemplate further purchase mandates from local air districts.

1.17

As to the 2016 AQMP, the District may only rely on the cumulative analysis discussion to the extent cumulative effects were previously adequately addressed and there are no new significant cumulative effects. CEQA Guidelines § 15152(f). In the half decade that has elapsed since the

#82448881_v1

COMMENT LETTER #1 – Holland & Knight on behalf of the California Trucking Association (page 22 of 24)

Ryan Bañuelos
Victor Juan
March 2, 2021
Page 22

environmental review for the 2016 AQMP, numerous other proposals to reduce emissions through electrification have been proposed both within and outside the District’s jurisdiction that will impact the same electric grid and resources. For example, the cities of Santa Monica and West Hollywood have adopted Reach Building Codes driving full electrification. The cities of Culver City and Hermosa Beach are considering similar initiatives. The California Public Utilities Commission has initiated a rulemaking along with the CEC on building decarbonization (R.19-01-011) and on transitioning from natural gas (R.20-01-007). The cumulative effects of these and other electrification initiatives must be analyzed. CEQA Guidelines § 15130(a)(1); *City of Long Beach v. Los Angeles Unified Sch. Dist.* (2009) 176 Cal.App.4th 889, 907 (an EIR’s analysis of cumulative impacts must consider all sources of related impacts, not just similar sources or projects). While a lead agency has discretion to establish a reasonable cutoff date for future projects to include in its cumulative impact analysis, that determination must be supported by substantial evidence. *South of Market Community Action Network v. City & County of San Francisco* (2019) 33 Cal.App.5th 321, 336. The cumulative effects of mass electrification initiatives adopted and proposed since the 2016 AQMP may risk environmental disaster or severe environmental harm and require evaluation. *Whitman v. Board of Supervisors* (1979) 88 Cal.App.3d 397, 408; *San Joaquin Raptor/Wildlife Rescue Ctr. v. County of Stanislaus* (1994) 27 Cal.App.4th 713, 720. The EA must disclose these new projects and their cumulative effects.

1.17
cont.

F. The Draft EA Unlawfully Rejects Alternative B.

The Draft EA impermissibly dismisses an alternative that, if appropriately analyzed and characterized, could reduce environmental impacts. “Pursuant to CEQA’s ‘substantive mandate,’ an agency may not approve a proposed project if feasible alternatives exist that would substantially lessen its significant environmental effects.” *Save Panoche Valley v. San Benito County* (2013) 217 Cal.App.4th 503, 520; see Pub. Resources Code § 21002. Despite identifying environmental benefits associated with Alternative B (Decreased Emissions Reductions), the Draft EA determines that it is not environmentally superior to the Proposed Rules. The Draft EA does not adequately support its conclusion that only Alternative C (Increased Emissions Reductions) is “environmentally superior.” Draft EA at 5-27.

The Draft EA indicates that the Proposed Rules would have significant and unavoidable direct impacts (1) on energy resources, (2) from hazardous materials and solid and hazardous waste, and (3) on transportation and significant and unavoidable indirect impacts on (1) aesthetics, (2) agriculture and forestry, (3) biological resources, (4) cultural resources, (5) geology and soils, (6) hydrology and water quality, (7) noise, (8) mineral resources and (9) utilities and service systems. Draft EA at 6-2–3. The Draft EA further acknowledges that *all* of these significant and unavoidable impacts are in fact *worsened* by Alternative C. *Id.* at 5-16–17. Yet the District paradoxically labels this as the environmentally superior alternative because the NOx and PM emissions will be lower than under the Proposed Rules. The District is measuring with the wrong yardstick. The environmentally superior alternative is an alternative that *lessens* the project’s *significant effects*. The District itself acknowledges that the Proposed Rules have a less than

1.18

#82448881_v1

COMMENT LETTER #1 – Holland & Knight on behalf of the California Trucking Association (page 23 of 24)

Ryan Bañuelos
Victor Juan
March 2, 2021
Page 23

significant effect on long-term air quality impacts. *Id.* at ES-4. There is no significant effect of the Proposed Rules that Alternative C in fact lessens.

By contrast, Alternative B would “lead to less cargo growth potentially being diverted to other ports and resulting in less GHG emissions from cargo growth diversion than the proposed project,” “lead to a lower demand on utilities,” reduce infrastructure needs, “reduce the number of batteries that need to be recycled, and “have less adverse direct impacts to energy and hazardous materials and solid and hazardous waste.” *Id.* at 5-15. “Alternative B’s indirect adverse environmental impacts on air quality and GHG emissions, energy, hazardous materials and solid and hazardous waste, and transportation would likely be less than the proposed project.” *Id.* “The reduction in the number or intensity of development of new facilities and grid improvement would likely lead to less adverse indirect environmental impacts in the areas of Aesthetics, Agriculture and Forestry, Biological Resources, Cultural Resources, Geology and Soils, Hydrology and Water Quality, Mineral Resources (with regards to long-term operational-related impacts from reduced demand for new mines and mining activities because of the reduced use and demand of lithium-based batteries in ZE vehicles), Noise, and Utilities than the proposed project.” *Id.* The only metric by which the District finds Alternative B insufficient is that “Alternative B’s ongoing, long-term, and permanent air quality and public health *benefits would be less* when compared to the proposed project.” *Id.* at 5-16. But as described above, this is not the standard—the question is whether the alternative would lessen the significant effects and the District has determined that the Proposed Rules’ effect on long-term air quality impacts is *less than significant*.

1.18
cont.

The only grounds on which the District may reject an environmentally superior alternative is if it is infeasible. The District evaluated five alternatives to the Proposed Rules, including a no project alternative. One of these, Alternative B, was a version of the Proposed Rules with a narrower application (only to warehouses greater than 200,000 square feet), a year delay in compliance obligations, and less aggressive emissions reduction targets as a result of a decreased rule stringency factor. Draft EA at 5-6. As noted in Table 5-2, Alternative B would accomplish *all* of the District’s objectives. Draft EA at 5-12. Despite the reduced environment impacts described above, the District rejected Alternative B because it did not reduce emissions quite as much. However, a lead agency cannot adopt artificially narrow project objectives that would preclude consideration of reasonable alternatives for achieving the project’s underlying purpose. *North Coast Rivers Alliance v. Kawamura* (2015) 243 Cal.App.4th 647, 669; *County of Inyo v. City of Los Angeles* (1977) 71 Cal.App.3d 185, 203. Alternative B accomplishes the District’s aims while reducing the environmental impacts.

VIII. Conclusion.

The District has not been granted the authority to impose a sweeping purchase mandate on existing, unmodified warehouses under the guise of an ISR regulation. While the District’s goals of reducing air emissions in the Basin are laudable, the District has only the rulemaking authority

1.19

#82448881_v1

COMMENT LETTER #1 – Holland & Knight on behalf of the California Trucking Association (page 24 of 24)

Ryan Bañuelos
Victor Juan
March 2, 2021
Page 24

invested in it by statute. Even if the Legislature had granted the District such authority, it is preempted by federal law. The regulation as proposed fails to meet the standards specified by the Health and Safety Code and the accompanying Draft EA fails to meet the District's obligations under CEQA and fails as an informational document. For this reason, the District must revise the Proposed Rules and EA before adoption in order to bring them into compliance with state and federal law.

1.19
cont.

Sincerely yours,

HOLLAND & KNIGHT LLP



Marne S. Sussman

cc: Chris Shimoda

#82448881_v1

RESPONSE TO COMMENT LETTER #1 – Holland & Knight on behalf of the California Trucking Association, dated March 2, 2021

Our client, the California Trucking Association (“CTA”), appreciates the opportunity to submit comments on the South Coast Air Quality Management District’s (“SCAQMD” or “District”) Preliminary Draft Staff Report (“PDSR”) and Draft Environmental Assessment (“Draft EA”) for the Proposed Rule 2305 – Warehouse Indirect Source Rule – Warehouse Actions and Investments to Reduce Emissions (WAIRE) Program; and Proposed Rule 316 – Fees For Regulation XXIII (collectively, the “Proposed Rules”).

Many members of the CTA will be directly regulated by the Proposed Rules and many others will be compelled to assist the covered warehouses in achieving compliance with the Proposed Rules. This will require substantial capital investment by CTA members and will have far reaching environmental and economic effects. The Proposed Rules as drafted are preempted by federal law and extend beyond the authority granted to the District by the State. For this reason, the District must revise the Proposed Rules before continuing with its rulemaking process.

1.1

I. Statement of Interest.

“Truck driver” is one of the most common jobs in California. There are approximately 550,000 commercial vehicles registered in California and an additional 1.5 million commercial vehicles registered in other states to operate in California. Most of these vehicles are owned by small businesses: 50% of all trucks are owned by fleets of 3 or fewer trucks and 80% of all trucks are owned by fleets with fewer than 50 trucks.

The CTA is the largest state trade association representing trucking in the United States. Its 1,800 members include both large and small fleets with an average fleet size of 20 trucks. CTA members are actively participating in the development, piloting, and demonstration of alternative fuel and electric-drive capable vehicles. In fact, some member fleets have been working to bring electric-drive vehicles to market for nearly ten years. The CTA continues to support a coordinated and measured transition to alternative fuel and electric-drive capable vehicles.

1.1
cont.

Response 1.1

Please refer to Appendix F of the Final Staff Report, Comment Letter 44, for a response to this comment. This comment provides background information about the CTA and does not raise any issues related to the proposed project or the proposed project’s impact on the physical environment under CEQA. No further response is necessary.

II. The District Does Not Have Authority to Adopt an Indirect Source Rule that Applies to Existing Warehouses.

Prior to the adoption of any regulation, the District must determine under Health and Safety Code section 40727 that it has the authority to adopt the regulation under state and federal law. Health and Safety Code (“HSC”) § 40727(a). The District cannot make such findings regarding the Proposed Rules. The District, as a creation of the Legislature, only possesses the authority specifically granted to it by state law. *PaintCare v. Mortensen* (2015) 233 Cal.App.4th 1292, 1305 (“An administrative agency ‘has only as much rulemaking power as is invested in it by statute’”); *Friends of the Kings River v. County of Fresno* (2014) 232 Cal.App.4th 105, 117 (similar). The District is an administrative agency which has no inherent “police power” nor any other “authority” beyond that explicitly conferred on the District by statute. *Candid Enterprises v. Grossmont Union High School Dist.* (1985) 39 Cal.3d 878, 885. “An air pollution control district, as a special district, has only such powers as are given to it by statute and it is an entity, the powers and functions of which are derived entirely from the Legislature.” 74 Cal. Atty. Gen. Op. 196 (1991) (citing *People ex rel. City of Downey v. Downey County Water Dist.* (1962) 202 Cal.App.2d 786, 795). “The powers of public [agencies] are derived from the statutes which create them and define their functions.” *Imperial Irr. Dist. v. State Water Resources Control Bd.* (1990) 225 Cal.App.3d 548, 567; *see also Carmel Valley Fire Prot. Dist. v. State of California* (2001) 25 Cal.4th 287, 299-300. “No matter how altruistic its motives, an administrative agency has no discretion to promulgate a regulation that is inconsistent with the governing statutes.” *Terhune v. Superior Court* (1998) 65 Cal.App.4th 864, 874. That an agency has been granted some authority to act within a given area does not mean that it enjoys plenary authority to act in that area. *Railway Labor Exec. Ass’n v. National Mediation Bd.* (D.C. Cir. 1994) 29 F.3d 655, 670 (en banc).

1.2

The District has identified no law that expressly grants it authority to adopt an indirect source rule (“ISR”) that regulates existing sources. Federal law allows, but does not require, states to adopt an “indirect source review program” as part of the state implementation plan. 42 U.S.C. § 7410(a)(5)(A)(i). However, an “indirect source program” is defined by statute to mean “the facility-by-facility review of indirect sources of air pollution, including such measures as are necessary to assure . . . that a *new or modified* indirect source will not attract mobile sources of pollution” that would cause or contribute to an exceedance of or prevent the maintenance of a National Ambient Air Quality Standard (“NAAQS”). *Id.* at § 7410(a)(5)(D) (emphasis added). The EPA expressly understood this to apply to the evaluation of indirect sources “effects on air

quality **prior to** their construction and modification.” 38 Fed. Reg. 9599 (1973) (emphasis added).¹ Nowhere does federal law grant states the authority to develop an indirect source program that applies to **existing** sources.

The authority granted to Air Districts to promulgate indirect source rules under the California Clean Air Act is similar. Section 40716 of the Health and Safety Code provides that a district “may adopt and implement regulations” that **both** “[r]educe or mitigate emissions from indirect and areawide sources of air pollution” and “[e]ncourage or require the use of measures which reduce the number or length of vehicle trips.” The District does not substantiate its claim that the Proposed Rules will reduce the number or length of trips. But even if it did, the District’s authority is further proscribed. First, the statute specific to the District grants limited authority for the District to create an indirect source rule. It explains that the District shall provide for indirect source controls for “any **new** source that will have a significant effect on air quality in the South Coast Air Basin.” HSC § 40440(b)(3) (emphasis added).² “In the grants [of powers] and the regulation of the mode of exercise, there is an implied negative; an implication that no other than the expressly granted power passes by the grant; that it is to be expressed only in the prescribed mode...” *Wildlife Alive v. Chickering* (1976) 18 Cal.3d 190, 196. The express statutory authority of the District is thus to implement indirect source controls for **new** sources only, not existing, unmodified sources. “Any reasonable doubt concerning the existence of the power is to be resolved against the agency.” *California Chamber of Commerce v. State Air Resources Board* (2017) 10 Cal.App.5th 604, 620. Second, the statute requires all air districts to adopt “indirect source control programs.” *Id.* at § 40918. This term is not defined in California law, but is identical to the term used under the federal Clean Air Act in which indirect source control programs are limited to **new or modified** indirect sources. 42 U.S.C. § 7410(a)(5)(D). Thus, the Legislature did not grant the District authority to require existing, unmodified sources to comply with an indirect source control program.³

1.2
cont.

¹ “It should be emphasized that the primary purpose of the review procedures is to insure that **proposed projects** are designed and located in a manner consistent with air quality requirements.” *Id.* (emphasis added).

² The District has also not demonstrated that “there are high-level, localized concentrations of pollutants” in the vicinity of covered warehouses. See HSC 40440(b)(3). The PDSR relies on an association between CalEnviroScreen rankings and warehouses. PDSR at 16-17. CalEnviroScreen uses a suite of 19 indicators to characterize pollution burden (12 indicators) and population characteristics (7 indicators). Each indicator is assigned a score for each census tract in the state based on the most up-to-date suitable data. Scores are weighted and added together within the two groups to derive a pollution burden score and a population characteristics score. Those scores are multiplied to give the final CalEnviroScreen score. These indicators are not limited to air quality, let alone to NOx which is a basin-wide contaminant (not one of “localized concentrations”). Instead, the indicators include drinking water contaminants, pesticide use, toxic releases from facilities, lead risk from housing, clean-up sites, ground water threats, and numerous other factors wholly unrelated to “high-level, localized concentrations of pollutants.” See Office of Environmental Health Hazard Assessment, Indicators Overview, available at <https://oehha.ca.gov/calenviroscreen/indicators>.

³ It also appears no court has upheld such a program. See *National Association of Home Builders v. San Joaquin Valley Unified Air Pollution Control District* (2010) 627 F.3d 730 (upheld ISR program applied only to qualifying

The only support that the District references for its novel interpretation of its authority to adopt an existing source ISR is an Attorney General Opinion from 1993. Atty. Gen. Opinion 92-519 (1993). While opinions of the Attorney General are entitled to great weight, they are not binding law and may be “simply wrong.” *Building Industry Assn. v. City of Livermore* (1996) 45 Cal.App.4th 719, 730. In addition, the Attorney General cannot expand the authority granted to an entity created by state law via an advisory opinion. As explained above, the District’s authority only extends to the powers which it was expressly granted by the Legislature. See *PaintCare*, 233 Cal.App.4th at 1405; *Valero Refining Company-California v. Bay Area Air Quality Management District* (2020) 49 Cal.App.5th 618, 640 (same). Even if the Opinion were controlling law, it does not support the District’s claims of authority to adopt an ISR. The District apparently contends that because the Attorney General concluded that air districts may impose “reasonable post-construction measures,” the District’s authority to adopt ISRs extends to all indirect sources, even if they are long-standing and unmodified. However, nowhere in the Opinion does the Attorney General state that “reasonable post-construction measures” may be required for indirect sources that are neither new nor modified. The District’s strained interpretation is inconsistent not only with the law at the time the Opinion was issued, but also with the District’s own contemporaneous Air Quality Management Plan (“AQMP”).

1.2
cont.

Both the California Clean Air Act and the AQMP anticipated the implementation of control measures that could only come into effect after an indirect source was constructed. In 1993, at the time of the Opinion, Section 40716 allowed the districts to implement post-construction measures such as “encourag[ing] or requir[ing] ridesharing, vanpooling, flexible work hours, or other measures to reduce the number or length of vehicle trips.” HSC § 40716 (1993). For traditional indirect sources such as shopping centers or stadiums, these measures could only be implemented post-construction. In its 1989 AQMP, the District itself included numerous similar measures it characterized as indirect source controls that would be implemented post-construction, including:

- (1) Alternative work weeks and flextime, *id.* app. IV-G at 47-52;
- (2) Telecommunications, *id.* at 53-62;
- (3) Employer rideshare and transit incentives, *id.* at 65-70;
- (4) Vanpool purchase incentives, *id.* at 77-82; and
- (5) Merchant transportation incentives, *id.* at 83-88.

In the context of the law at the time and the District’s own contemporaneous understanding, it is clear the Opinion was referring to these types of measures as “reasonable post-construction

new or modified development); *California Building Industry Association v. San Joaquin Valley Unified Air Pollution Control District* (2009) 178 Cal.App.4th 120 (same).

measures,” not establishing a carte blanche authority for the District to impose an ISR program on existing, unmodified sources. Thus, while the District may impose reasonable post-construction measures on new or modified indirect sources, the District has identified no law granting it authority to extend these measures to indirect sources that are neither new nor modified.

1.2
cont.

Response 1.2 Please refer to Appendix F of the Final Staff Report, Comment Letter 44, for a response to this comment.

III. The Proposed Rules Are Preempted by Federal Law.

Under the U.S. Constitution’s Supremacy Clause, “Congress has the authority, when acting pursuant to its enumerated powers, to preempt state and local law.” *Oxygenated Fuels Association, Inc. v. Davis* (9th Cir. 2003) 331 F.3d 665, 667. “Congressional intent to preempt state law must be clear and manifest” (*Williamson v. General Dynamics Corp.* (9th Cir. 2000) 208 F.3d 1144, 1150), but congressional purpose is the “ultimate touchstone” of preemption analysis. *Cippollone v. Liggett Group, Inc.* (1992) 505 U.S. 504, 516. In this case, Congress has been clear in reserving to the federal government the ability to regulate purchase mandates under the Clean Air Act, the Federal Aviation and Administration Authorization Act (“FAAAA”), and the Energy Policy and Conservation Act (“EPCA”).

A. The Proposed Rules Are Preempted as Purchase Mandates Under the Clean Air Act.

The District may not adopt a purchase mandate under the guise of an ISR rule. Federal law preempts the adoption of such standards. While the District claims that the Proposed Rules provide sufficient flexibility to avoid a preempted mandate, the cost differential associated with the compliance pathways constitute an offer which cannot, in practical effect, be refused.

1.3

1. Rules Establishing Purchase Mandates Are Preempted.

Section 209(a) of the Clean Air Act (“CAA”) states:

“No State or any political subdivision thereof shall adopt or attempt to enforce any standard relating to the control of emissions from new motor vehicles or new motor vehicle engines subject to this part. No State shall require certification, inspection, or any other approval relating to the control of emissions ... as condition precedent to the initial retail sale, titling (if any), or registration of such motor vehicle, motor vehicle engine, or equipment.” 42 U.S.C. § 7543(a).

This prohibition is interpreted broadly. As the Supreme Court explained, because “[t]he manufacturer’s right to sell federally approved vehicles is meaningless in the absence of a purchaser’s right to buy them,” the term “standard” is not limited to regulations on manufacturers. *Engine Manufacturers Assn v. South Coast Air Quality Management Dist.* (2004) 541 U.S. 246, 252, 255 (“*EMA*”). To that end, the Supreme Court found that, “A command, accompanied by sanctions, that certain purchasers may buy only vehicles with particular

emission characteristics is as much an ‘attempt to enforce’ a ‘standard’ as a command, accompanied by sanctions, that a certain percentage of a manufacturer’s sales volume must consist of such vehicles.” *Id.* at 255.

The EPA has agreed and further explained that even if a standard is not a direct mandate, it may still be preempted under the CAA. Specifically in the context of ISR regulations, the EPA identified two ways that an ISR rule that on its face is authorized under CAA section 110(a)(5) could nonetheless be preempted. 76 Fed. Reg. 26609, 26611 (May 9, 2011). First, the ISR rule could be preempted if the rule in practice acts to compel either the manufacturer or user of a vehicle to change the emission control design of the engine or vehicle, or second, an ISR rule could be preempted if it creates incentives so onerous as to be in effect a purchase mandate. *Id.*

This was the exact question placed before the U.S. District Court of New York in 2009 in *Metropolitan Taxicab Bd. of Trade v. City of New York* (2009) 633 F. Supp. 2d 83 (“*MTB*”). The City of New York (“City”) adopted new regulations for taxis that were designed to encourage the transition to cleaner vehicles. Specifically, the City adopted a rule, the Lease Cap Rule, increasing the maximum allowable lease rate for hybrid vehicles while decreasing the maximum allowable lease rate for conventional vehicles. While the new maximum did not eliminate the profit margin for the leasing of conventional taxis, it rendered these conventional fleets substantially less profitable than hybrid fleets. *Id.* at 85. The Court first considered whether the Lease Cap Rule effected a purchase mandate, finding that “[t]he combined effect of the lease cap changes, and even the disincentive alone, constitutes an offer which can not, in practical effect, be refused.” *Id.* at 99. While the City argued that fleet operators could continue to utilize conventional taxis under the Lease Cap Rule, the Court found that the cost differential made it clear that “the Lease Cap Rules do not present viable options for Fleet Owners and instead operate as an effective mandate to switch to hybrid vehicles.” *Id.* at 100.⁴

1.3
cont.

2. The Intent of the Proposed Rules Is to Force the Acquisition of ZE/NZE Vehicles.

The District has made no secret of its dissatisfaction with the state-level progress on regulating emissions from mobile sources. In its comment letter on the Draft Mobile Source Strategy (“MSS”), the District called on CARB to “go even further” since CARB’s efforts to regulate

⁴ This is distinct from Rule 9510 considered by the Ninth Circuit in *National Assn. of Home Builders v. San Joaquin Valley Unified Air Pollution Control Dist.* (2010) 627 F.3d 730 (“*NAHB*”). In that case, the ISR rule considered emissions that were “site-based,” rather than “engine- or vehicle-based.” Stated differently, Rule 9510 evaluated emissions from the whole of the development, including the emissions from the construction equipment used during development and from the vehicles of the final users of the site. While NAHB challenged the rule as a preempted purchase mandate, the court found that Rule 9510 “escape[d] preemption” because it did “not measure emissions by fleets or groups of vehicles”—the construction equipment—but rather the facility as a whole *Id.* at 740. The same cannot be said of the Proposed Rules which are entirely based on the emissions from vehicles that visit the site and for which the practical compliance mechanisms are limited to acquisition.

mobile sources were insufficient to meet upcoming 2023 and 2031 federal deadlines for ozone reduction. PDSR at 52. The District has explained the problem that the emissions reductions modeled in the Draft MSS were insufficient to meet federal deadlines and that, even in the most aggressive modeling in the Draft MSS, in 2023 more than 95% of heavy-duty trucks will be no cleaner than 2010 engine standards assumed for all trucks in the baseline emissions inventory from the 2016 AQMP and that these trucks will continue to make up about 57% of the truck fleet in 2031. PDSR at 52. In commenting on the Advance Clean Truck (“ACT”) regulation, the District explained that the 15% ZEV sales requirement in 2030 “will be insufficient and must be increased to generate the needed NOx reductions.” SCAQMD Letter to CARB, Comment Letter on Proposed Advanced Clean Trucks Regulation (Dec. 6, 2019).

With the Proposed Rule, the District is attempting to step into CARB’s shoes and regulate mobile sources by proxy, an action for which it lacks authority. The PDSR explains that the ACT Rule and the Low NOx Omnibus regulations have left a gap in that their “lower emissions occur only *if* trucks are sold.” *Id.* (emphasis original). The Proposed Rules are designed to fill this gap by forcing acquisition of lower emission trucks. Similarly, the District explained that while the upcoming TRU regulation is expected to require lower PM standards, it “will not mandate that fleets purchase them, nor will it direct sales in certain parts of the state.” *Id.* The Proposed Rules are designed to correct this deficiency by creating a de facto purchase mandate in the South Coast Basin. The District explains that NOx reductions are necessary to meet federal air quality standards and “mobile sources associated with goods movement make up about 52% of all NOx emissions” in the South Coast Basin. PDSR at 14. The Proposed Rules are intended “to support statewide efforts to increase the number of ZE vehicles.” *Id.* The Proposed Rules “provide a mechanism to require warehouse operators to encourage ZE vehicle use at their facilities.” *Id.* at 15. “The proposed project is intended to accelerate the use of ZE trucks and yard trucks that visit the warehouses in the South Coast AQMD region” and “encourage and incentivize the purchase and use of NZE and ZE vehicles instead of conventional gasoline and diesel vehicles.” Draft EA at 4.1-1, C-46.⁵ The purpose of the Proposed Rules is thus clearly to force the acquisition and deployment of ZE trucks in the Basin.

1.3
cont.

3. Beyond the District’s Clear Intent to Force Purchase of ZE/NZE Vehicles, the Cost Differential Associated with the Compliance Pathways Forces Acquisition in Any Event.

While the District has ostensibly designed the Proposed Rules to provide multiple compliance pathways, the actual effect is uniform—ZE trucks must be acquired. The PDSR analyzed 18 compliance pathways as shown in Table 14. Scenarios 1, 2, 3, 6, 8, 12, 13, and 18 require the acquisition and usage of ZE vehicles by the warehouse itself. Scenarios 4, 5, 9, 10, and 14 require ZE trucks to visit the warehouses, requiring non-warehouse fleet owners to acquire such

⁵ “[T]he proposed project would result in a greater turnover of diesel trucks to NZE and ZE trucks than would have occurred without the proposed project....” Draft EA at C-48–49.

vehicles. But, for the 45% of warehouses that own and operate their own fleet, relying on the indirect acquisition by non-covered fleet owners is not an option. The only scenarios that do not force an acquisition of a ZE vehicle are Scenarios 7 (pay mitigation fee), 11 (rooftop solar and mitigation fee), 15 (filter system installations) and 16 (filter purchases).⁶ However, the costs of these non-acquisition pathways are far higher than acquisition.

Type	Sc. #	Description	Annual Cost per Year per Sq. Ft.
Direct Acquisition	1	NZE Class 8 truck acquisitions and subsequent visits from those trucks	\$0.08
Direct Acquisition	2	NZE Class 8 truck acquisitions and subsequent visits from those trucks (early purchase)	\$0.11
Direct Acquisition	3	NZE Class 8 truck acquisitions (funded by Carl Moyer program) and subsequent visits from those trucks	\$0.05
Direct Acquisition	6	Level 3 charger installations followed by ZE Class 6 & Class 8 truck acquisitions and subsequent visits from those trucks, using installed chargers	\$0.14
Direct Acquisition	8	NZE Class 6 truck acquisitions and subsequent visits from those trucks	\$0.16
Direct Acquisition	12	Hydrogen station installations followed by ZE Class 8 truck acquisitions and subsequent visits from those trucks, using the hydrogen station	\$0.82
Direct Acquisition	13	ZE Class 2b-3 truck acquisitions and subsequent visits from those trucks	\$0.04
Direct Acquisition	18	ZE Hostler Acquisitions and Usage	\$0.12
Average Annual Cost per Year per Sq. Ft. for Direct Acquisition Compliance			\$0.19
Indirect Acquisition	4	NZE Class 8 truck visits from non-owned fleets	\$0.05
Indirect Acquisition	5	ZE Class 8 truck visits from non-owned fleets	\$0.74
Indirect Acquisition	9	NZE Class 6 truck visits from non-owned fleets	\$0.79
Indirect Acquisition	10	ZE Class 6 truck visits from non-owned fleets	\$0.04

1.3
cont.

⁶ Scenario 17 requires TRU plug installations and usage in cold storage facilities but is applicable only to cold storage warehouses.

Indirect Acquisition	14	ZE Class 2b-3 truck visits from non-owned fleets	\$0.48
Average Annual Cost per Year per Sq. Ft. for Indirect Acquisition Compliance			\$0.42
Non-Acquisition	7	Pay Mitigation Fee	\$0.78
Non-Acquisition	11	Rooftop solar panel installations and usage	\$1.14
Non-Acquisition	15	Filter System Installations	\$0.92
Non-Acquisition	16	Filter Purchases	\$0.92
Non-Acquisition	17	TRU plug installations and usage in cold storage facilities	\$0.50
Average Annual Cost per Year per Sq. Ft. for Non- Acquisition Compliance			\$0.85

1.3
cont.

Scenario 7 (Mitigation Fee) averages approximately \$0.90 per square foot in 2025, with an average of \$0.78 per square foot per year. PDSR at 66, 74. The estimated compliance cost for Scenarios 15 and 16 (Filter System Installations and Filter Purchases) is even higher at approximately \$1.00 per square foot in 2025, with an average of \$0.92 per square foot per year. *Id.* at 70, 74. Solar begins in 2025 at \$2.50 per square foot and an average annual cost of \$1.14 per square foot per year. *Id.* By contrast, the estimated compliance costs for “acquisition” based scenarios are less than \$0.20 in 2025, with an annual average cost per square foot typically ranging from \$0.04 to \$0.16 per square foot per year. *Id.* at 66, 74. This cost differential is of the District’s own making, by assigning a certain number of WAIRE points to each compliance action the District has intentionally chosen to compel acquisition by pricing other compliance pathways out of the running.

While the District may argue that the Proposed Rules are not a purchase mandate because of the varying compliance pathways, the non-acquisition pathways at least triple the compliance costs of covered warehouses. District staff acknowledged at the February 16, 2021 public workshop that facilities will find the “most cost-effective means to comply.” Just as the fleet owners in *MTB*, warehouse operators are “profit oriented and business owners trying to maximize profits” and will always choose the option that the District makes the least costly. *MTB*, 633 F. Supp. 2d at 100. Looking at all the evidence, it is clear that the Proposed Rules do not “present viable options” for warehouses other than acquisition and “instead operate[] as an effective mandate to switch to [ZE] vehicles.” *Id.* For this reason, the Proposed Rules are preempted as a purchase mandate.

Response 1.3

Please refer to Appendix F of the Final Staff Report, Comment Letter 44, for a response to this comment.

B. The Proposed Rules Are Preempted Under the FAAAA.

The FAAAA “preempts a wide range of state regulation of intrastate motor carriage.” *Californians for Safe & Competitive Dump Truck Transp. v. Mendonca* (9th Cir. 1998) 152 F.3d 1184, 1187. It specifically provides that, “a State ... may not enact or enforce a law, regulation, or other provision having the force and effect of law related to a price, route, or service of any motor carrier ... with respect to the transportation of property.” 49 U.S.C. § 14501(c)(1). The terms “rates, routes, and services” were “used by Congress in the public utility sense; that is, service refers to such things as the frequency and scheduling of transportation, and to the selection of markets to or from which transportation is provided.... Rates indicates price; routes refers to courses of travel.” *Air Transport Ass’n of Am. v. City & Cnty. of San Francisco* (9th Cir. 2001) 266 F.3d 1064, 1071. Congress enacted this preemption provision because it “believed that across-the-board deregulation was in the public interest as well as necessary to eliminate non-uniform state regulations of motor carriers which had caused significant inefficiencies, increased costs, reduction of competition, inhibition of innovation and technology, and curtailed the expansion of markets.” *Id.* at 1187 (quotations omitted).

The Supreme Court has observed that state laws may be preempted “even if a state law’s effect on rates, routes or services is only indirect.” *Rowe v. New Hampshire Motor Transport Ass’n* (2008) 552 U.S. 364, 370. The District has acknowledged that the Proposed Rules will increase the costs for warehouses in the District, many of whom are fleet owners. PDSR at 58 (“there will be financial impacts to industry to implement PR 2305, and it will also require many warehouse operators and cargo owners to change their business practices to implement actions required by PR 2305”), 45 (“Of the warehouses expected to be required to earn WAIRE Points ... about 45% may own a truck fleet”). The District also acknowledges that the Proposed Rules incentivize changes to routes and service. PDSR at 33 (“Because the WPCO is tied to a warehouse’s annual truck trips, if a facility can find ways to improve efficiency and reduce its number of truck trips, then its compliance obligation under PR 2305 will be lower.”). Because the Proposed Rules have a force and effect that is related to the price, route, and service of motor carriers, they are preempted under the FAAAA.

1.4

Response 1.4 Please refer to Appendix F of the Final Staff Report, Comment Letter 44, for a response to this comment.

C. The Proposed Rules Are Preempted Under the EPCA.

The EPCA authorizes the National Highway Traffic Safety Administration (“NHTSA”) to create fuel-efficiency standards in order “to conserve energy supplies through energy conservation programs, and, where necessary, the regulation of certain energy uses” and “to provide for improved energy efficiency of motor vehicles.” 49 U.S.C. § 6201. “[W]hile the primary focus of the EPCA was to regulate the country’s consumption of energy resources, Congress intended that passage of the EPCA would not unnecessarily restrict purchase options.” *Ophir v. City of Boston* (2009) 647 F. Supp. 2d 86, 93. To that end, NHTSA may only establish a fuel economy standard after evaluating four factors: “technological feasibility, economic practicability, the effect of other motor vehicle standards of the Government on fuel economy, and the need of the United

1.5

States to conserve energy.” *Id.* § 32902(f). In order to promote a uniform application, the EPCA preempts the authority of the states or any political subdivision of a state from “adopt[ing] or enforc[ing] a law or regulation *related to* fuel economy standards or average fuel economy standards for automobiles covered by an average fuel economy standard under this chapter.” *Id.* at § 32919 (emphasis added). “Fuel economy” is defined as “the average number of miles traveled by an automobile for each gallon of gasoline (or equivalent amount of other fuel) used.” *Id.* at 32901(a)(11). The EPA Administrator is directed by EPCA to “include in the calculation of average fuel economy ... equivalent petroleum-based fuel economy values determined by the Secretary of Energy for various classes of electric vehicles,” (*id.* at 32904(a)(2)(B)), which the EPA calculates in terms of miles per gallon equivalent, or MPGe. *Id.*

1.5
cont.

As described above, it is the District’s intent to drive the acquisition of ZE/NZE vehicles in the District’s jurisdiction. The City of Boston had a similar objective when it adopted a taxi regulation requiring the acquisition of hybrid vehicles. A federal district court found the regulation preempted by the EPCA, even though the rule was adopted to “modernize and improve the quality of appearance” of the taxi fleet, not for purposes of increased fuel economy. *Ophir*, 647 F. Supp. 2d at 89, 94. Here, the District is compelling the acquisition of a certain type of vehicle, ostensibly to reduce vehicle emissions, but with the effect of mandating lower fuel economy standards. As the Supreme Court explained in *EMA*, “if one State or political subdivision may enact such rules, then so may any other; and the end result would undo Congress’s carefully calibrated regulatory scheme.” 541 U.S. at 255.

Response 1.5 Please refer to Appendix F of the Final Staff Report, Comment Letter 44, for a response to this comment.

IV. The Proposed Rules Are An Improper Regulatory Fee.

There are three general categories of fees or assessments that are distinguishable from special taxes and thus can be imposed without a two-thirds majority vote: special assessments based on the value of benefits conferred on property, development fees exacted in return for permits or government privileges, and regulatory fees imposed under the police power. *California Building Industry Association v. San Joaquin Valley Unified Air Pollution Control District* (2009) 178 Cal.App.4th 120, 130. ISR fees are regulatory fees in that they are not associated with the issuance of a permit or government privilege.⁷ *Id.* However, a regulatory fee may not exceed the amount required to carry out the purposes and provisions of the regulation and cannot be levied for unrelated revenue purposes. *Id.* at 131.

1.6

In the first instance, the District has identified no authority allowing it to impose an ISR fee on existing, unmodified sources. See Part II, *supra*. The District has also not established a reasonable relationship between the fee charged and the activity the District seeks to regulate.

⁷ In the alternative, the fees under the Proposed Rules are an improper tax under Proposition 13. Unlike the allowances at issue in *Cal. Chamber of Commerce v. State Air Resources Board* (2017) 10 Cal.App.5th 604, the WAIRE points have no economic value that can be traded, a fixed price unchanged by market forces, and—as state and federal regulations phase in—will become compulsory. Thus, they are a tax subject to the requirements of Proposition 13, which have not been met.

The District states that the amount of the fee was calculated based on the cost-per-point of various other compliance actions. PDSR at 33. However, as the District acknowledges, these costs vary across the actions. *Id.* The District does not explain its methodology for determining the \$1,000 per point cost. Additionally, the District’s proposed cost is based on the cost of compliance for individual entities, not on the cost of the offsets the *District* would need to fund to offset total emissions from truck trips to warehouses in the Basin to achieve the emission reductions goals of the program. The District has acknowledged that there are economies of scale associated with the compliance pathways, which the District is uniquely positioned to access as the administrator of the mitigation funds. The District is required by law to perform an analysis of administering the costs of its own program, i.e., funding the offsets necessary to reduce emissions, rather than analyzing the cost of compliance actions of individual entities.

1-6
cont.

In addition, the court in *California Building Industry Association* upheld an ISR fee where the covered entities could choose whether or not to pay the fee based on their activities. However, in light of the increasing requirements for ZE/NZE vehicles discussed *infra* and the additionality requirement found in Proposed Rule 2305(d)(3), it is very likely that covered warehouses will have no option but to pay the fee at some point. As District staff acknowledged during the February 17, 2021 community meeting, Proposed Rule 2305 has no sunset and no off-ramp available for even fully electric warehouses. Yet these warehouses will continue to accumulate a compliance obligation based on the trucks that visit their locations regardless of the type of truck. Thus, no true choice between paying the fee and other compliance pathways exists in the Proposed Rules.

Response 1.6 Please refer to Appendix F of the Final Staff Report, Comment Letter 44, for a response to this comment.

V. The Goals of the Proposed Rules Are Presently Infeasible.

As explained in Parts III.B and III.C, *supra*, the intent of the Proposed Rules is to accelerate the transition to ZE trucks. Yet, the District specifically acknowledges that it “cannot predict and has no feasible way to identify” suppliers of items necessary to accumulate WAIRE points and that the “investment or the quantity of items is speculative.” Draft EA at 532. CARB recently rejected a proposal to require a higher sales percentage of ZE vehicles under the ACT Rule “due to concerns about the feasibility of manufacturers to comply with even higher sales requirements especially for Class 2b-3 vehicles and tractors.” Advanced Clean Trucks Regulation, Final Statement of Reasons (January 2021) at 99 (“ACT FSOR”). As CARB explained just last month:

“At this time, both Class 2b-3 and Class 7-8 tractors have more focused concerns about payload, range, towing, charging/refueling infrastructure, and model availability than other vehicles. These issues will present more challenges in identifying suitable applications for their deployment in the early market. Increasing the number of ZEV sales further also increases the likelihood that manufacturers would need to produce more costly long-range vehicles, and that vehicles may need to be placed in applications where they may not be fully

1.7

suitable. Therefore, the Board determined that the approved regulation is the most feasible path to meet ZEV deployment goals at this time.” *Id.*

The District has not explained how its mandate to increase the use of ZE vehicles—which is intended to be in excess of CARB’s requirement (*see* PDSR at 15)—is in fact feasible when CARB determined it is not.

Additionally, the District has not contended with whether it is feasible to impose these accelerated requirements for trucks that leave the District. Industrial Economics, Incorporated determined that only 34% of goods moved within the District stay in the District; the vast majority are bound for destinations outside of the District’s authority.⁸ Yet the District has offered no evidence of whether the infrastructure exists in other jurisdictions to support the endpoint of these trips. A rule that is infeasible is necessarily arbitrary and capricious and unsupported by substantial evidence.

1.7
cont.

⁸ Industrial Economics, Inc., Assessment of Warehouse Relocations Associated with the South Coast Air Quality Management District Warehouse Indirect Source Rule (Dec. 23, 2020), available at [http://www.aqmd.gov/docs/default-source/planning/fbmsm-docs/iec_pr-2305-warehouse-relocation-report-\(12-23-20\).pdf?sfvrsn=8](http://www.aqmd.gov/docs/default-source/planning/fbmsm-docs/iec_pr-2305-warehouse-relocation-report-(12-23-20).pdf?sfvrsn=8).

Response 1.7 Please refer to Appendix F of the Final Staff Report, Comment Letter 44, for a response to this comment.

VI. The District Cannot Make the Findings Required by Health and Safety Code Section 40727.

Prior to the adoption of any new regulation, the District must make findings regarding “necessity, authority, clarity, consistency, nonduplication, and reference.” HSC § 40727. The District’s findings must be based on substantial evidence that is “reasonable, credible, and of solid value” (*Plastic Pipe and Fittings Ass’n v. Cal. Bldg. Standards Comm.* (2004) 124 Cal.App.4th 1390, 1407), and that bears a “rational connection” to the District’s ultimate determination (*Am. Coatings Ass’n v. South Coast Air Quality Dist.* (2012) 54 Cal.4th 446, 460). The District cannot make the necessary findings for the Proposed Rules.

“Authority” is defined to mean a provision of law or of state or federal regulation that permits or requires the regional agency to adopt the regulation. *Id.* As discussed in Part II, *supra*, the District has no authority to adopt a regulation imposing an ISR on existing, unmodified sources and, as discussed in Part III, *infra*, the Proposed Rules are preempted by federal law. The District cites to Health and Safety Code sections 39002, 39650 to 39669, 40000, 40001, 40440, 40441, 40522.5, 40701, 40702, 40716, 47017 to 40728, 40910, 40920.5, 41508, 41511, and 41700 for authority for the Proposed Rules. PDSR at 83. None of these provide authority for either an ISR for existing, unmodified sources or for a program effecting a purchase mandate of vehicle sources.

1.8

“Necessity” means that a need exists for the regulation as demonstrated by the record. HSC § 40727(b). The District has failed to demonstrate that there is a need for the Proposed Rules.

The District explains that the District will not meet federal standards for ozone and fine particulate matter, that NO_x is the primary pollutant needed to meet federal air quality standards, and that mobile sources associated with goods movement make up about 52% of all NO_x emissions in the Basin. PDSR at 13-14. But the District does not bridge the analytical gap between the projected NO_x emissions and the federal standards for ozone. For example, the District projects in Table 3 of the PDSR that NO_x emissions per day will decrease from 42.72 tons to 26.86 tons (PDSR at 13), but does not explain or quantify how these reductions will achieve federal ozone standards, the actual cited need. Further, the District does not explain what NO_x emissions are attributable to the specific entities it seeks to regulate. The Proposed Rules apply to the owners and operators of warehouses in the District's jurisdiction. Proposed Rule 2305(b). But the District has not demonstrated that the warehouses are a significant indirect source. While the District states that 52% of all NO_x emissions in the Basin are attributable to the movement of goods, this figure includes locomotives, cargo handling equipment, ocean going vessels and commercial harbor craft.⁹ Trucks themselves are responsible for only 58% of the 52% of NO_x emissions, or less than a third of the need originally cited by the District. In its later modeling, the District claims that NO_x emissions from trucks that visit warehouses account for less than 20% of the District's carrying capacity even before the Proposed Rules. PDSR at 52. The District's necessity finding is further undercut by its own scenario analysis which demonstrate that despite the enormous implementation costs, it is possible that the Proposed Rules will result in no reduced emissions of NO_x and PM at all. PDSR at 63-64.

1.8
cont.

The District has also claimed that the Proposed Rules are necessary because, while CARB's Draft MSS calls for a 100% ZE truck fleet by 2045, a 100% ZE drayage truck fleet (trucks that visit ports and railyards) by 2035, and 100% ZE off-road equipment operations by 2035, CARB's policy does not include any enforceable mechanism to achieve these targets. PDSR at 10. To reach this conclusion, the District ignores the effects of the ACT Rule requiring greater sales of ZE/NZE trucks and ignores CARB's further efforts to adopt the Advanced Clean Fleets ("ACF") rule, which CARB anticipates will be implemented from 2024 to 2045.¹⁰ During its public workshops, the District further discounted these regulations by emphasizing that the Proposed Rules will begin achieving emissions reductions beginning in 2023, where the ACT Rule and proposed ACF rule will not reach full implementation until 2035 and 2045 respectively. But the annual variable associated with the Proposed Rules indicates that they will not reach full implementation until after CARB's programs go into effect. The District thus has not demonstrated that it is necessary for it to usurp CARB's authority in this area.

Under section 40727, the District must also find that the regulation "is written or displayed so that its meaning can be easily understood by the persons directly affected by it," a required

⁹ PDSR at 14, citing Southern California Association of Governments, Transportation System Goods Movement Technical Report (Sept. 2020) at 58, available at https://scag.ca.gov/sites/main/files/file-attachments/0903fconnectsocial_goods-movement.pdf?1606001690.

¹⁰ CARB, Zero-Emission Fleet Rule Workshop, Advanced Clean Truck Fleets (Feb. 12, 2020), available at https://ww2.arb.ca.gov/sites/default/files/2020-02/200212presentation_ADA_1.pdf.

“clarity” finding. The District cannot make such a finding for the Proposed Rules because the means to comply with the Proposed Rules are based on a landscape of shifting sand. Specifically, each warehouse operator can only earn points toward their compliance obligation by taking actions beyond the requirements of U.S. EPA, CARB, and the District’s other regulations. Proposed Rule 2305(d)(3). But as described above, these regulations are becoming increasingly stringent and new rules are being evaluated continuously. Covered warehouses are therefore unable to evaluate how the Proposed Rules will specifically affect them or the level of compliance actions that may be necessary. This materially effects the ability of covered warehouses to operate and makes the District unable to make the required finding of clarity.

1.8
cont.

Response 1.8 Please refer to Appendix F of the Final Staff Report, Comment Letter 44, for a response to this comment.

VII. The Environmental Assessment Fails as an Informational Document.

The basic purpose of an EIR is to “provide public agencies and the public in general with detailed information about the effect [that] a proposed project is likely to have on the environment; to list ways in which the significant effects of such a project might be minimized; and to indicate alternatives to such a project.” *Sierra Club v. County of Fresno* (2018) 6 Cal.5th 502, 511 (quoting Pub. Res. Code § 21061) (“*Friant Ranch*”). “If CEQA is scrupulously followed, the public will know the basis on which its responsible officials either approve or reject environmentally significant action, and the public, being duly informed, can respond accordingly to action with which it disagrees.” *Laurel Heights Improvement Assn. v. Regents of University of California* (1988) 47 Cal.3d 376, 392 (“*Laurel Heights*”). For environmental review to be successful, it must not only provide a comprehensive disclosure but also connect the analytical dots in order to explain to the decisionmakers and the public the effects of the agency’s decision.

1.9

While the District has significantly improved the discussion of the environmental impacts of the Proposed Rules from the Initial Study, the Draft EA still fails to provide a full picture of the reasonably foreseeable effects of the Proposed Rules.

Response 1.9 See Responses to Comments 1.10 through 1.19. The EA is sufficient as an informational document and the comment does not provide evidence to the contrary. The EA analyzes the direct, indirect, and cumulative impacts of the WAIRE Program as a whole and explains the potential effects of adopting the proposed rule.

CEQA Guidelines Section 15144 states that drafting an EIR [...] necessarily involves some degree of forecasting. While foreseeing the unforeseeable is not possible, an agency must use its best efforts to find out and disclose all that *it reasonably can* (*emphasis added*). Further, the degree of specificity required in an EIR will correspond to the degree of specificity involved in the underlying activity which is described in the EIR (CEQA Guidelines Section 15146). While the environmental analysis should consider a

reasonable range of environmental, economic, and technical factors, an agency is not required to engage in speculation or conjecture and may choose to utilize numerical ranges and averages where specific data is not available (CEQA Guidelines Section 15187). While lead agencies must use their best efforts to find out and disclose all that they reasonably can about a project's potentially significant environmental impacts, they are not required to predict the future or foresee the unforeseeable (CEQA Guidelines Section 15144). An agency need not speculate about all conceivable impacts, but it must evaluate the reasonably foreseeable effects of the proposed project, which has been done in the Draft EA. As identified in Chapter 2, Proposed Project, the proposed project includes approximately 3,320 warehouses that would be subject to the WAIRE Program, including 2,902 warehouses that would likely be required to earn WAIRE points. Because the proposed project allows each individual warehouse to select its own method of compliance, the EA is programmatic in nature and does not include a site-specific analysis of any warehouse that would be regulated by the proposed project. Chapter 4, *Environmental Impact Analysis and Mitigation Measures*, of the Draft EA analyzes the proposed project's environmental impacts to the level that they can be assessed without undue speculation (CEQA Guidelines Sections 15145 and 15146).

Consistent with CEQA Guidelines Sections 15204, 15144, and 15146, the EA provides an appropriate and conservative evaluation of the potential direct, indirect, and cumulative impacts of the proposed project on the environment. As described in Chapter 4.0, *Introduction*, of the Draft EA, it is not possible to identify or predict how each of the 2,902 warehouse operators would comply with the proposed project at this time without undue speculation. To analyze the proposed project's direct environmental impacts, South Coast AQMD used a good-faith effort to develop the WAIRE Points Scenarios to represent a wide range of potential compliance options and modeled each of them using the available technical information (see Chapter 4.0.1.1, *WAIRE Points Scenario Modeling*, of the Draft EA). The WAIRE Points scenarios, which provide "book-ends" of the range of potential environmental impacts associated with the proposed project, formed the conceptual and technical basis for the environmental impact analysis in Chapter 4, *Environmental Impact Analysis and Mitigation Measures*, of the Draft EA.

The EA also analyzes the proposed project's indirect environmental impacts. The indirect environmental analysis is discussed in Chapter 1.2.2, *Other CEQA Documents*, Chapter 4.0.1.5, *Indirect Impacts Associated with New Facility Construction*, and Chapter 4.5.1, *Indirect Impacts*, of the Draft EA. Indirect impacts from the proposed project include impacts associated

with the development of new facilities, including manufacturing, recycling, and grid infrastructure facilities, that may be necessary to support potential WAIRE compliance options such as the purchase and use of ZE vehicles. These same indirect impacts were previously analyzed by the California Air Resources Board (CARB) in its Final EA for the Advanced Clean Trucks (ACT) Regulation. See Chapter 4.5, describing CARB Final EA for the ACT Regulation. The EA incorporated this analysis by reference to avoid duplication. See CEQA Guidelines 15006(f), (t) (encouraging use of previously prepared CEQA documents and incorporation by reference).

The EA’s analysis of these indirect impacts is qualitative, not quantitative, because the specifics of these new facilities (where they would be built, what the surrounding environment would be, etc.) is simply unknown at this time. See, e.g., CEQA Guidelines, § 15064.7(a) (significance threshold can be qualitative or quantitative); § 15142 (EIR shall consider “qualitative as well as quantitative factors”); *Ebbetts Pass Forest Watch v. California Dept. of Forestry & Fire Protection* (2008) 43 Cal.4th 936, 954 (CEQA analysis may include a general discussion where detailed, site-specific analysis would be speculative and require an analysis of specific acts that cannot reasonably be foreseen). Without these specifics, it is not possible to quantify impacts, such as what the construction emissions would be. CARB took the same qualitative approach in its Final EA for the ACT Regulation.

The EA also provides a qualitative analysis of the indirect hazardous materials and solid and hazardous waste impacts associated with increased disposal of batteries and hydrogen fuel cells, and increased use of LNG, that could result from implementing the proposed project. Both the 2016 AQMP Final Program EIR and CARB’s Final EA for the ACT Regulation analyzed these indirect impacts qualitatively, and the EA incorporated that analysis by reference. See Chapter 4.3. Unlike the proposed project’s direct impacts, which may be analyzed qualitatively by assuming all warehouses pick one or another compliance option, these indirect impacts depend on individual operators’ fleet turnover choices, potential battery recycling options, and a variety of other specific factors that cannot be determined or assumed without undue speculation. For this reason, the EA’s qualitative approach, which acknowledged and described these indirect impacts as potentially significant, was appropriate. *Rodeo Citizens Assn. v. County of Contra Costa* (2018) 22 Cal.App.5th 214, 228 fn. 12 (“the RFEIR here does not ignore the impacts of downstream emissions. It explains what those impacts may be and why quantification would be speculative. No more is required.”).

The EA analyzes the proposed project’s cumulative environmental impacts. As discussed in Chapter 1.1.1, *Air Quality Management Plan*, Chapter

1.2.2, *Other CEQA Documents*, and Chapter 4.0.2, *Cumulative Analysis*, of the Draft EA, the proposed project would implement the Facility-Based Mobile Source Measures (FBMSMs) included in the 2016 Air Quality Management Plan. Therefore, consistent with CEQA Guidelines Section 15130(e) and California Public Resources Code Section 21094, the EA appropriately tiers off of and incorporates by reference the impact analysis included in the 2017 Final Program Environmental Impact Report (EIR) for the 2016 AQMP (State Clearinghouse No. 2016071006).

A. The District Improperly Relies on Analysis from an Earlier Project.

The District has abandoned its attempt to fully divorce the Proposed Rules from their indirect effects and now provides a cursory discussion of the Proposed Rules' hazards and hazardous materials, aesthetic, mineral, biological, air quality, greenhouse gases, biological resources, land use, and agricultural resources impacts. However, the analysis remains legally insufficient. The District's analysis is largely limited to incorporating CARB's analysis of the impacts associated with the ACT Rule in order to describe and assess the effects of the Proposed Rules. This is improper and misleading. The District has repeatedly explained that the Proposed Rules are designed to be in surplus of state and federal regulations, meaning that the effects of the Proposed Rules are also necessarily in surplus of the effects described in the ACT Rule Environmental Assessment.

1.10

To illustrate, the District acknowledges that the Proposed Rules will drive an increase in specialized hazardous waste, including various types of batteries and fuel cells as well as prematurely retired vehicles. The District relies on CARB’s description and assessment of the ACT Rule’s effects on the creation and management of hazards, but the District never explains how the specific effects of the Proposed Rule—e.g., how much more demand for recycling or solid waste disposal the Proposed Rules generate vis a vis the ACT Rule. Because the District will be driving additional fleet turnover and additional ZE/NZE deployment, the effects of the Proposed Rules are necessarily in excess of what CARB analyzed in its own assessment. The District has failed to meaningfully inform the public and the Board of the reasonably foreseeable effects of the covered warehouses’ compliance actions. These incremental effects are likely substantial. While CARB predicts total deployment of 100,000 ZE vehicles under the ACT Rule by 2032 (ACT Environmental Assessment at IX-6), the District’s bounding analysis indicates the Proposed Rules could add an additional 28,000 ZE trucks by 2031, a 28% increase. The District’s repeated reliance on CARB’s assessment thus fails to disclose the effects of the District’s action in adopting the Proposed Rules.

1.10
cont

A lead agency may reuse an EIR prepared for an earlier project for another separate project if the “circumstances of the projects are essentially the same.” CEQA Guidelines § 15153(a). An EIR from an earlier project “shall not be used” for a later project if any of the conditions for supplementation have been met. In *Save Berkeley’s Neighborhoods v. Regents of University of California* (2020) 51 Cal.App.5th 226, the court found that the university could not rely on a previously prepared EIR that analyzed an increase in enrollment when the proposed project would further increase student enrollment. The same principles apply to the District. The District cannot crib from CARB’s own analysis when the District intends its Proposed Rules to increase turnover and deployment beyond what CARB contemplated, particularly not when the District can reasonably foresee a 28% increase in deployment *in a single air district* beyond what CARB anticipated for the *entire state*.

This error is not unique to the hazards analysis, although the comparison is particularly apt. The same problem permeates the District’s analysis of other impact areas, including but not limited to, aesthetic, mineral, biological, air quality, greenhouse gases, biological resources, land use, and agricultural resources impacts. While the District argues that these impacts are speculative and subject to the permitting decisions of other agencies, the District has demonstrated it is capable of performing a bounding analysis to determine the maximum potential impacts associated with air emissions and electricity demand and could certainly use this scenario to forecast potential impacts across other impact areas.

Response 1.10

See Response 1.9. Indirect environmental impacts were analyzed in the EA at a more general level of detail because it would be speculative to analyze specific impacts that are unknown and cannot be reasonably foreseen (see Chapter 1.2.2, *Other CEQA Documents*, Chapter 4.0.1.5, *Indirect Impacts Associated with New Facility Construction*, and Chapter 4.5.1, *Indirect Impacts*, of the EA). While lead agencies must use their best efforts to find out and disclose all that they reasonably can about a project’s potentially significant environmental impacts, they are not required to predict the future or foresee the unforeseeable (CEQA Guidelines Section 15144).

Here, the Draft EA provided a quantitative analysis describing the potential range of direct project impacts associated with warehouse operators implementing various compliance options. These direct construction and operational impacts would result from, for example, installing new HVAC systems, constructing charging stations, or utilizing NZE or ZE vehicles instead of conventional diesel vehicles. Direct impacts also include impacts from potential warehouse relocations, where operators seek to avoid compliance with the proposed project. As explained in Response 1.9 and Section, 4.0.1.2, *WAIRE Points Scenario Modeling*, the Draft EA was able to provide a quantitative, “bookends” analysis of these impacts that was conservative but that did not involve undue speculation.

This comment raised indirect impacts associated with NZE and ZE battery production, manufacturing, and disposal. Such impacts include impacts associated with construction of new truck manufacturing facilities, new battery/fuel cell manufacturing Facilities, and new recycling facilities; mineral resource extraction/production; and energy infrastructure improvements. CARB’s Final EA for the ACT Regulation and the 2016 AQMP Final Program EIR for the 2016 AQMP provided qualitative analyses of these same impacts (see Chapter 4.5, *Other Impact Areas*). The EA incorporated this analysis by reference and explained why the analysis was sufficient in Chapter 4.5, *Other Impact Areas*). Chapter 4.3, *Hazardous Materials and Solid and Hazardous Waste*, of the EA included an evaluation of the indirect impacts associated with increased rates of disposal of batteries and hydrogen fuel cells. In addition, Chapter 4.5, *Other Impact Areas*, evaluated indirect impacts associated with mineral resource extraction and battery/fuel cell production. While this analysis was qualitative, the Draft EA also explained why it would be speculative to undertake a quantitative analysis. See *Rodeo Citizens Assn. v. County of Contra Costa* (2018) 22 Cal.App.5th 214, 228 fn. 12 (“the RFEIR here does not ignore the impacts of downstream emissions. It explains what those impacts may be and why quantification would be speculative. No more is required.”). The analysis for indirect impacts is subject to the rule of reason (see Chapter 4.5, *Other Impact Areas*, on page 4.5-1). The EA also explained in Sections 4.1.1.3 and 4.2.1.1, *Lifecycle Analysis*, that CEQA does not require a “lifecycle” analysis or speculation.³ (see Section 4.2.1.1, *Lifecycle Analysis*, in the Final EA and the *Final Statement of Reasons for the Regulatory Action, Amendments to the State CEQA Guidelines*

³ California Natural Resources Agency. 2009, December. Final Statement of Reasons for the Regulatory Action, Amendments to the State CEQA Guidelines Addressing Analysis and Mitigation of Greenhouse Gas Emissions Pursuant to SB97. https://resources.ca.gov/CNRALegacyFiles/ceqa/docs/Final_Statement_of_Reasons.pdf

Addressing Analysis and Mitigation of Greenhouse Gas Emissions Pursuant to SB97).

The EA for the proposed project incorporates by reference CARB's Final EA for the ACT Regulation because it analyzed the same indirect impacts that are associated with the proposed project and provided relevant analysis for the Draft EA's cumulative impacts assessment. These indirect impacts are described in Chapter 4.5, *Other Impact Areas*. The comment asserts that the Draft EA should not have relied on the CARB Final EA for the ACT Regulation because PR 2305 is designed to result in the purchase and use of even more ZE vehicles than would result from implementation of the ACT Regulation alone. However, as the Draft EA explained, the proposed project would likely result in fewer indirect impacts (e.g., new facilities) than CARB's ACT Regulation, given the more limited geographic scope of the proposed project (only within South Coast AQMD's jurisdiction), its more limited application (just to subject warehouses), and the alternative methods of compliance available to warehouses (e.g., installing filtration systems at nearby sensitive receptors).

Nonetheless, even if the proposed project were to result in more indirect impacts, the analysis provided in the EA would remain the same. CARB's EA for ACT Regulation found significant, indirect impacts in the areas of aesthetics, agricultural and forestry resources, mineral resources, air quality, biological resources, cultural resources, hazards and hazardous materials, hydrology and water quality, mineral resources, noise, transportation/traffic, and utilities and service systems. These indirect impacts are the result of increased manufacturing, use, and disposal of ZE vehicles and batteries. Even if the proposed project increases those impacts by increasing the demand for new ZE vehicles beyond the demand created by the ACT Regulation, the environmental analysis would be the same: the significant indirect impacts would remain significant and unavoidable, although they may be slightly more significant than the impacts under the CARB ACT rule. The EA conservatively calls indirect impacts to environmental resources as significant impacts of the proposed project. Because the exact extent of these indirect impacts is speculative, the EA adequately discloses potential indirect impacts of the proposed project.

Save Berkeley's Neighborhoods v. The Regents of the University of California (2020) 51 Cal.App.5th 226, involved very different facts. There, the Regents had adopted a plan for the UC Berkeley campus that projected certain maximum enrollment numbers. The EIR for the plan analyzed impacts associated with those enrollment numbers. Later, the Regents exceeded those enrollment numbers without analyzing whether these additional students would create new, significant impacts. Here, the

qualitative analysis provided in the CARB Final EA was not based on a certain number of new manufacturing facilities being built; there is no evidence that the proposed project would increase the number of facilities beyond what was analyzed in CARB Final EA; and the Final EA already concluded the potential impacts of these new facilities would be significant, but only the land use permitting agency could reduce them. As a result, there is no further analysis to be provided here.

As described in Section 4.0.2, *Cumulative Analysis*, CEQA Guidelines Section 15130(e) identifies that previously approved land use documents, including, but not limited to, general plans, specific plans, regional transportation plans, plans for the reduction of greenhouse gas emissions, and local coastal plans may be used in a cumulative impact analysis; and a pertinent discussion of cumulative impacts in one or more previously certified EIRs may be incorporated by reference pursuant to the provisions for tiering and program EIRs. The proposed project is designed to work together with other state efforts towards achieving cleaner vehicles, including CARB's Final EA for the ACT Regulation (see Chapter 3.1, *Air Quality and Greenhouse Emissions*, Tables 3.1-1a and 3.1-1b, which show existing and proposed regulations, respectively that would reduce emissions from warehouses). Therefore, the EA incorporates these documents by reference pursuant to CEQA Guidelines Section 15130(e).

The EA includes a program-level analysis for the environmental resources topics in Chapter 4, *Environmental Impact Analysis and Mitigation Measures* that is specific to the proposed project's impacts, complete with analytical evaluation that identifies how the significance conclusion was reached. However, this is not a Supplement or Subsequent analysis to CARB's Final EA for the ACT Regulation; and therefore, a direct comparison between the two individual projects and language specifying that the proposed project would generate 'more' or 'less' impacts than identified in CARB's Final EA for the ACT Regulation is not needed to disclose program-level impacts of the proposed project. The EA correctly cites CARB's Final EA for the ACT Regulation and appropriately incorporates it by reference to assess potential indirect impacts of the proposed project as permissible under CEQA (CEQA Guidelines Section 15150).

Like CARB's Final EA for the ACT Regulation, the program-level impact analysis does not quantify the potential magnitude of indirect effects associated with the upstream and downstream processes from ZE truck use. For example, it is speculative to identify with any degree of accuracy how many batteries would be recycled as a result of the proposed project. As identified previously, even if all warehouse operators decided to comply

with the proposed project by purchasing and using NZE and ZE, the lifespan of an EV truck battery is not known, whether the battery would be used versus recycled is not known; and therefore, it is speculative to prepare a quantitative analysis of the indirect impacts from the upstream and downstream processes associated with ZE vehicles. As such, the EA for the proposed project includes a qualitative analysis because a quantitative analysis of the magnitude of upstream and downstream indirect effects of the proposed project is not feasible.

Lastly, the bounding analysis conducted for the project project's direct impacts is not directly applicable to the indirect effects of the proposed project analyzed in Chapter 4.5, *Other Impact Areas*, of the Draft EA, such as aesthetics, agricultural and forestry resources, biological resources, cultural resources, geology and soils, hydrology and water quality, land use and planning, mineral resources, noise, population and housing, public services, recreation, and utilities and service systems. Because indirect impacts are not measurable conditions (i.e., it is not possible to calculate without speculating), the EA evaluated indirect impacts at a more general level of detail than the proposed project's direct impacts and incorporated by reference the environmental impacts analysis in CARB's Final EA for the ACT Regulation. The EA also considered the feasibility of conducting a lifecycle analysis; however, as stated in Sections 4.1.1.3 and 4.2.1.1, *Lifecycle Analysis*, the EA concluded that this type of analysis of upstream and downstream impacts is not required or appropriate for a CEQA impact evaluation because they could refer to emissions or impacts beyond those that could be considered 'indirect effects' of a project under CEQA Guidelines Section 15358. The resource categories in Chapter 4.5 of the EA are only affected by the proposed project's indirect impacts from construction of new manufacturing and recycling facilities, mineral resource extraction, and infrastructure improvements; all of which are known to a much lesser degree of detail than the proposed project's direct impacts associated with individual warehouse compliance options. Therefore, it is speculative to analyze the specific impacts caused by future construction projects at this time, and these impacts are evaluated at a more general level of detail than the proposed project's direct impacts. While lead agencies must use their best efforts to find out and disclose all that they reasonably can about a project's potentially significant environmental impacts, they are not required to predict the future or foresee the unforeseeable (CEQA Guidelines Section 15144). As a result, the indirect effects of the project identified in the EA were subject to the rule of reason, such that, a person of ordinary prudence would take these impacts into account in making a decision.

In short, the EA provides an appropriate and conservative evaluation of the potential direct, indirect, and cumulative impacts of the proposed project on the environment. The EA is sufficient as an informational document.

1. Increased Grid Capacity.

The District has modeled 18 compliance scenarios to provide a “bracketing” of the fiscal impact associated with the Proposed Rules and should provide the same level of information for the environmental impacts. While the District now quantifies a high-electrification scenario, it does

1.11

not disclose what this means to the public or the environment. To meet the state’s ambitious climate goals, nearly all of this new demand would be met by wind, solar and battery storage.¹¹ This would require the construction of 109,834 megawatts (“MW”) of new solar capacity (a nearly 900 percent increase from current levels), 14,585 MW of new wind capacity (more than a 200 percent increase from current levels), and 73,933 MW of new available grid battery storage (a 15,560 percent increase from the current 478 MW).¹² The District can and should evaluate and disclose to the public the approximate amount of acreage required to generate the necessary electricity from wind and solar and should quantify the amount of emissions that would result from the use of natural gas power plants.

1.11
cont.

¹¹ Ming et al., Long-Run Resource Adequacy under Deep Decarbonization Pathways for California, June 2019 https://www.ethree.com/wp-content/uploads/2019/06/E3_Long_Run_Resource_Adequacy_CA_Deep-Decarbonization_Final.pdf.

¹² Ming et al., Long-Run Resource Adequacy under Deep Decarbonization Pathways for California, June 2019 https://www.ethree.com/wp-content/uploads/2019/06/E3_Long_Run_Resource_Adequacy_CA_Deep-Decarbonization_Final.pdf.

Response 1.11

This comment appears to be requesting an analysis of the indirect impacts associated with grid improvements necessary to meet the state’s climate goals. Such indirect effects would go far beyond the indirect effects of PR 2305, which is the subject of this EA. With respect to PR 2305’s effects, the EA is sufficient as an informational document and includes a conservative analysis of direct impacts of the proposed project as discussed in Chapter 4.1 through 4.4 of the Draft EA based on the WAIRE Points modeled compliance scenarios. The EA includes a quantitative analysis of the direct environmental consequences of the proposed project, as described in Chapter 4.1 through 4.4. However, indirect impacts of the proposed project were not evaluated in the same level of detail because it is speculative to analyze the specific impacts caused by future infrastructure projects as discussed in Chapter 4.1 through 4.5 of the Draft EA. Nonetheless, the Draft EA did contain a qualitative analysis of indirect impacts, including improvements to grid infrastructure, that could result from implementation of PR 2305 in Chapter 4.5, *Other Impact Areas* (see pages 4.5-1 through 4.5-2).

The state's carbon neutrality goals require an expansion of renewable resources such as wind, solar, and geothermal energy; however, use of natural gas is still an integral part of the state's energy supply. For this EA, it is speculative to identify whether the state will achieve its carbon neutrality goals solely through wind, solar, and geothermal energy or the extent of which the natural gas feedstock will be from renewable gas (i.e., biogas) in the future, and thus it is impossible to tell what type of power source would be used to provide the additional energy for the proposed project. Even if all new energy for ZE truck batteries and high efficiency filtration systems were supplied from wind and solar energy sources, it would still not be possible to identify the acreage required to generate this increase in demand because of the different technologies used to generate these types of energy (e.g., towers, photovoltaic panels, distributed v. utility-scale), as further explained in the next paragraph. As a result, it is not possible to determine, without undue speculation, the "acreage" that would be required for new grid infrastructure that would supply the additional power used in implementing the proposed project. It would also be impossible to determine where that acreage would be and what potential impacts the development would have. Nonetheless, the Draft EA analyzed the potential impacts of these grid infrastructure improvements in a qualitative way in Chapter 4.5 and found them significant.

As identified previously in Response to Comment 1.9, indirect impacts associated with the proposed project are subject to the rule of reason. As stated in Sections 4.1.1.3 and 4.2.1.1, *Lifecycle Analysis*, the EA concluded that this type of analysis of upstream and downstream impacts is not required or appropriate for a CEQA impact evaluation because they could refer to emissions or impacts beyond those that could be considered 'indirect effects' of a project under CEQA Guidelines Section 15358. It is speculative to determine where in the state the increase in wind/solar or any new energy source would be located to accommodate the statewide increase in energy demand associated with the transition to a carbon neutral energy economy. Depending on where a new energy source is (northern, central, or southern California; inland or desert regions, etc.), or the type of energy source (i.e., solar or wind) the amount of energy generated per acre may vary. The type and origin of the energy source is not known this far down the stream from the actual direct consequences of the proposed project (i.e., increased energy demand from ZE trucks and filtration systems). This is why any analysis that involves an evaluation of the approximate acreage needed to generate electricity is speculative. The EA includes a good faith effort to explain the potential impacts that are not known with any degree of certainty but are reasonably foreseeable.

Additionally, it is also speculative to quantify the amount of criteria air pollutant emissions that would result from an increase in energy use. The Draft EA quantifies the increase in GHG emissions associated with rule implementation in Chapter 4.1. The Draft EA quantifies the net increase in GHG emissions based on the carbon intensity of electricity from Southern California Edison (SCE) because SCE is required to report the carbon intensity of their fuel mix. However, no such emissions factors are provided by SCE for criteria air pollutants. This is because it is not possible to discern where the electron that powers the batteries/filtration systems comes from on the energy grid supplied by SCE (e.g., electrons from a natural gas plant, solar panels, or wind). Energy providers are not required by any rules or regulations to disclose, for example, the average NO_x emissions per megawatt hour for SCE's electricity supplies. Thus, there are no criteria air pollutant emissions factors per megawatt hour of electricity available for SCE's energy production; therefore, such an analysis would be speculative. Additionally, each natural gas plant falls under an air district's permitting requirements, meaning that the natural gas plant would not be able to increase operations above its current permitted operating capacity. If a natural gas plant were expanded, any increase in operating capacity and emissions (if any) would be subject to review by the applicable air district. Moreover, the purpose of electrification of the energy grid is to reduce GHG emissions from energy sources, resulting in a reduction of petroleum use, which has criteria air pollutant emissions co-benefits.

2. Increased Need for Lithium Extraction.

The District could use its most battery-intense scenario along with projections of useful life to determine the demand for lithium and other necessary minerals and inform the public and decisionmakers of the potential real world impacts of the Proposed Rules, including the percentage increase over existing extraction to accommodate these Rules and other similar reasonably foreseeable electrification efforts.

1.12

Response 1.12

The EA provides an appropriate and conservative evaluation of the potential direct, indirect, and cumulative impacts of the proposed project on the environment. The EA is sufficient as an informational document. See also Response to Comments 1.9 and 1.10, regarding lifecycle impacts associated with the possible indirect impacts of the proposed project.

Chapter 4.5, *Other CEQA Impacts*, evaluated indirect impacts associated with an increase in mineral resource extraction (e.g., lithium) and/or production (e.g., hydrogen). Indirect impacts to mineral resources was identified as a significant impact of the project. However, as identified in Chapter 4.3, *Hazardous Materials and Solid and Hazardous Waste*, in the

Draft EA, it is speculative to identify the demand for ZE batteries and fuel cells that would be generated by the proposed project. Even with the bounding analysis, it is not possible to estimate the amount of lithium demand generated by the proposed project since the lifespan of a truck battery is not yet known, and thus the quantity of lithium needed is speculative. Even if the number of EV batteries could be identified using the number of trucks in the bounding analysis, it is still speculative to evaluate how this would affect mineral resource extraction. For instance, it is not known how much lithium there is a single truck battery. Additionally, it is not known where the lithium in the batteries would be sourced (i.e., whether or not the lithium used in batteries would be mined/how it would be mined or be resourced by recycled batteries) (see Section 4.3.4, *Operational Impacts in Excess of the Capacity of Local Recycling Infrastructure*). As described in Response to Comment 1.13, recycling is a viable option. Even if the amount of lithium in a single truck battery could be identified, and the EA could identify the quantity of lithium the proposed project could generate, and 100 percent of the lithium would need to be mined, the upstream and downstream impacts from that demand would still need to be evaluated at a more general level of detail than the proposed project's direct impacts because the location of where the lithium would come from is also not known this far down the stream from the actual direct consequence of the proposed project (i.e., increased demand for NZE and ZE trucks). While lead agencies must use their best efforts to find out and disclose all that they reasonably can about a project's potentially significant environmental impacts, they are not required to predict the future or foresee the unforeseeable (CEQA Guidelines Section 15144). As a result, the indirect effects of the project on mineral resource extraction identified in the EA were subject to the rule of reason and disclosed qualitatively in the EA. Furthermore, as identified in Chapter 4.5, *Other CEQA Impacts*, the EA concludes mineral resource impacts a significant unavoidable indirect impact of the proposed project.

3. Increased Disposal Facilities.

Using the same bounding scenario, the District could project the amount and type of waste the Proposed Rules would induce through accelerated transition. While the District indicates that conventional trucks replaced by ZE/NZE vehicles before the end of their useful life will likely replace older, dirtier trucks, the District must still contend with the disposal of these trucks. Additionally, the District's reliance on still-in-development battery recycling technology is speculative and lacks the support of substantial evidence. In order to succeed as an informational document, the District must provide an assessment of the foreseeable impacts, including increased demand for disposal facilities. This is not outside of the realm of reason. The District has demonstrated it is capable of preparing a bounding analysis and can use this, along with reasonable assumptions regarding useful life, to determine the rate of waste generation attributable to the Proposed Rules. This can and must be prepared and compared against existing disposal capacity in light of other reasonably foreseeable projects to inform the public of the potential scale of development necessary to accommodate the Proposed Rules.

1.13

Response 1.13

The EA includes an analysis of the environmental impacts from an increase in battery and hydrogen fuel cell disposal and their potential impacts on the capacity of local recycling infrastructure in Chapter 4.3.4, *Operational Impacts in Excess of the Capacity of Local Recycling Infrastructure*. Chapter 4.3, *Hazardous Materials and Solid and Hazardous Waste*, analyzes the environmental issues associated with construction waste. Section 4.3.5, *Operational Impacts in Excess of the Capacity of Local Landfills*, analyzes the potential impacts from older equipment or vehicle parts that would be taken out of service in the South Coast Air Quality Management District jurisdiction and scrapped and disposed of in landfills. It should also be noted that if and when landfill or recycling facilities expand their capacity, those expansions would likely be subject to project-level environmental review under CEQA by the appropriate lead agency.

However, as identified in Chapter 4.3, *Hazardous Materials and Solid and Hazardous Waste*, in the EA, it is speculative to identify how much solid waste would be generated by the proposed project. Even with the bounding analysis, it is not possible to estimate the number of trucks that the proposed project would cause to be scrapped early and how this would cause an increase in average annual disposal tonnage. It is not possible to identify whether the proposed project would cause warehouse operators to purchase new NZE and ZE trucks at the end of life of the previous diesel truck (i.e., resulting in no increase in disposal tonnage) or whether they would take an existing diesel truck out of circulation early (causing an increase in tonnage early in the proposed project life). Lastly, there are no available estimates on the tonnage of truck material being recycled/junked versus disposed of in landfills. As a result, there is no way to quantify the additional tonnage of landfilled materials that the proposed project would generate or rate of landfill disposal caused by the proposed project, even using the bounding method.

Section 4.3.5, *Operational Impacts in Excess of the Capacity of Local Landfills*, provides a qualitative analysis of the potential impacts from older equipment or vehicle parts that would be taken out of service in the Basin and scrapped and disposed of in landfills. Providing a quantitative or more specific analysis of impacts to landfills is not feasible because the location of where the solid waste disposal material would go is not known this far down the stream from the actual direct consequence of the proposed project (i.e., increased solid waste disposal). As a result, the effects of the project on solid waste disposal identified in the EA were subject to the rule of reason and disclosed qualitatively in the EA. The EA includes a good faith effort to explain the potential impacts that are not known with any degree of certainty but are reasonably foreseeable. Furthermore, the EA concludes solid and hazardous waste impacts from the retirement of equipment resulting from PR 2305 are significant and unavoidable.

See also Response to Comment 1.12, regarding batteries. This comment speculates that battery recycling technology is speculative. As identified in the Draft EA, Section 4.3.2, *Hazards Associated with Routine Transport, Use, or Disposal of Batteries and Fuels Cells (Significance Criteria)*, lithium battery recycling is feasible and is required in California. As stated in this section, lithium-ion batteries are between 70 and 100 percent recyclable, depending on the particular chemistry of the batteries. What is speculative is whether the batteries would be reused first before being recycled; and how many times truck batteries could be reused before being recycled. This is because Lithium-ion battery packs are still able to operate at about 80 percent of capacity at the time they must be retired from automotive use (see page 4.3-3 of the Draft EA). No further analysis is required. CEQA Guidelines section 15088(c).

B. The District’s Analysis of Air Quality Effects Relies on Outdated Modeling and Inconsistent Assumptions.

The District relies on a version of CARB’s Emission Factor (“EMFAC”) from 2017 to characterize emissions and reductions. While CARB applies some post-hoc modifications to approximate the effect of CARB’s more recent regulations including the ACT Rule and Low NOx Omnibus, these are merely approximations. CARB has recently released EMFAC2021 which reflects CARB’s own best estimates of the effect of these regulations on emissions. The District should re-characterize its analysis based on EMFAC2021 before taking action on the Proposed Rules. At the very least, the District should verify its modifications against the latest EMFAC modeling. Not doing so means that the District’s analysis supporting adoption of the Proposed Rules is not based on the most up-to-date information and thus lacks substantial evidence. Similarly, the District relies on a version of the Southern California Association of Government’s (“SCAG”) Regional Transportation Plan/Sustainable Community Strategy (“RTP/SCS”) that is a half-decade out of date. SCAG adopted its latest RTP/SCS in September 2020 which incorporates updated trip modeling. This information was plainly available the District long before it released its draft EA and thus there is no excuse for the District not to include the updated trip modeling information in the EA. The EA thus must be updated to reflect the most recent trip lengths analysis. *See Citizens to Preserve the Ojai v. County of Ventura* (1985) 176 Cal.App.3d 421, 430; *Cleveland National Forest Foundation v. San Diego Assn. of Governments* (2017) 17 Cal.App.5th 413, 444-45 (court invalidated an EIR’s analysis of farmland impacts because the agency relied on “a methodology with known data gaps, [which] produced unreliable estimates ... of the [project’s] impacts”).

1.14

The assessment of the Proposed Rules’ air quality effects also rely on faulty assumptions. First, the scenario analyses do not account for increasingly strict state-level requirements that could reduce the emission reductions achieved by the Proposed Rules. These new requirements include the ACT Rule, the Low NOx Omnibus regulation, the ACF regulation, and the Ports Clean Air Action Plan. While these regulations are at least partially incorporated into an assessment of baseline emissions through the post-hoc modifications discussed above, the District does not carry these forward through its scenario analysis. This means that the range of emission reductions stated in the PDSR do not represent realistic assumptions of potential emission reductions from the Proposed Rules. Because all WAIRE points must constitute reductions that are additional to those generated by other federal and state laws, the District over counts potential reductions as attributable to the Proposed Rules, when they will actually be attributable to the enhanced state requirements and thus not eligible for WAIRE points. In this way, the District overstates the emission reductions the Proposed Rules will achieve. Second, the scenario analyses compares apples and oranges. The District claims as benefits of the Proposed Rules decreases in emissions associated from decreased demand for utility-based electricity as a result of the installation of on-site solar. But the District neglects to perform a similar analysis regarding the increased emissions from increased demand for utility-based electricity as a result of ZE vehicle deployment and charger installations. The District cannot adequately inform the

public by quantifying only the benefits and none of the costs. The District must quantify and disclose both halves of the equation, including whether compelling ZE deployment actually results in the scale of emissions reductions the District has predicted.

1.14
cont.

Response 1.14

While CARB has recently released (January 2021) the EMFAC2021 emissions factors, the EMFAC2021 database has not yet been approved by the U.S. EPA for use at the time of the release of the Final EA for the proposed project. Additionally, the Notice of Preparation for the proposed project was issued in November 2020, prior to the release of EMFAC2021. At the time of the release of the Notice of Preparation, the approved EMFAC version by the U.S. EPA was EMFAC2017. Therefore, use of EMFAC2017 is appropriate.

Additionally, modeling of the environmental benefits was conducted using CARB's Mobile Source Strategy emissions tool in order to isolate the direct effect of the proposed project. Such an analysis would not be possible with EMFAC2021 because this tool does not allow users to customize how an individual rule (in this case the ACT Regulation plus the proposed project) affects emissions rates.

The Draft EA references the latest version of the Southern California Association of Government's (SCAG) Regional Transportation Plan/Sustainable Communities Strategy (RTP/SCS), which is Connect SoCal. As identified in Chapter 3.4, *Transportation*, of the Draft EA, the latest RTP/SCS, Connect SoCal, was completed and adopted in September 2020. Furthermore, modeling is based on the truck trip lengths in the latest SCAG 2016 RTP Model (i.e., the 2020 RTP/SCS utilizes the 2016 RTP Model). Therefore, the EA utilizes the latest information, including trip length, available from SCAG in the analysis and impact evaluation.

The comment asserts that modeling does not isolate the proposed project impacts because it does not account for increasingly more strict regulations for mobile sources. This is incorrect. As identified above, South Coast AQMD utilized CARB's Mobile Source Strategy emissions tool in order to be able to account for new and upcoming rules that have the potential to increase the amount of NZE and ZE trucks. This was done in order to isolate the incremental effect that the proposed project has on emission in the South Coast AQMD region. This was done for both baseline emissions and projected emissions reductions. Consequently, the emissions reductions as a result of the proposed project are not overstated.

See also Response to Comment 1.11 regarding criteria air pollutants from an increase in electricity use.

C. The District Fails to Adequately Explain the Proposed Rules’ Effects on the Environment.

It is not enough for an agency to declare that there is an environmental effect; “there must be a disclosure of the analytic route the ... agency traveled from evidence to action.” *Laurel Heights*, 47 Cal.3d at 403 (quotations and citations omitted); *Cleveland National Forest Foundation v. San Diego Assn. of Governments* (2017) 3 Cal.5th 497, 514-15 (“an EIR’s designation of a particular adverse environmental effect as ‘significant’ does not excuse the EIR’s failure to reasonably describe the nature and magnitude of the adverse effect”); *Berkeley Keep Jets Over the Bay Com. v. Board of Port Commissioners* (2001) 91 Cal.App.4th 1344, 1371 (“The EIR’s approach of simply labeling the effect ‘significant’ without accompanying analysis of the project’s impact on the health of the Airport’s employees and nearby residents is inadequate to meet the environmental assessment requirements of CEQA.”). Unfortunately, the District has obfuscated the real impacts of the Proposed Rules and failed to provide a meaningful analysis of the effects.

For example, the District declares that “impacts associated with the need for new or substantially altered power utility systems, new and expanded infrastructure, and effects on peak and base period demands to accommodate the increase in demand from electric vehicles and refueling infrastructure by compliance year 2031” are conservatively considered a significant environmental effect of the proposed project, but it fails to provide a meaningful analysis of this effect. Like the agency in *Friant Ranch*, the District has analyzed the issue and disclosed the general effects, but it “did not connect the raw” energy numbers and their effects to specific adverse effects on the built environment. 6 Cal.5th at 518. After reading the EA, “the public would have no idea of the ... consequences that result from” dramatically increasing electricity demand. *Id.* at 519.

And the increase will be dramatic. The Draft EA discloses the electricity demands created by various compliance options, including Scenario 6 which would result in an additional 847 gigawatt hours per year of electricity demand. But the District never explains to the reader what this means for the electricity grid. The District predicts up to 28,569 new ZE/NZE trucks in 2031 as a result of the Proposed Rules (Draft EA at 4.1-24) and states that the California Energy Commission (“CEC”) assumed that 100,000 ZE trucks will be deployed by 2031 (Draft EA at 4.2-17), but fails to bridge the analytical divide and further fails to contextualize this increase. A cursory review of the ACT Rule Environmental Assessment indicates that CARB already anticipates driving the deployment of the full 100,000 ZE capacity assumed by the CEC by 2032 through the ACT Rule. ACT Environmental Assessment at IX-6. The additional 28,569 NE/NZE trucks that would occur from implementation of the Proposed Rules are thus wholly unaccounted

1.15

for in the CEC’s assumptions—as the District has gone to great pains to ensure that all trucks under the Proposed Rules will be in addition to those required by CARB. Thus, the District has failed the lead agency’s obligation to explain how the large increase in ZE/NZE trucks will affect electricity demand and energy supply, and lead to environmental impacts in California.

Further, the District never explains what a nearly 30% increase in ZE/NZE trucks in a single air district means for the human environment. What are the “effects on peak and base period demands to accommodate the increase in demand from electric vehicles and refueling infrastructure by compliance year 2031”? The public and the Board are left—figuratively and possibly literally—in the dark.

This cursory conclusion without a full disclosure of the real effects on the human environment is widespread throughout the District’s analysis. “Because the [EA] as written makes it impossible for the public to translate the bare numbers provided into adverse health impacts or to understand why such translation is not possible at this time (and what limited translation is, in fact, possible)” (*Friant Ranch*, 6 Cal.5th at 521), the EA fails in its purpose as an informational document.

1.15
cont.

Response 1.15

The Draft EA analyzes the potential energy impacts of implementing the proposed Project in Chapter 4.2, *Energy*. The Draft EA further acknowledges that improvements to the electric grid may be necessary to support the increased use of ZE vehicles (see Section 4.2.3.2.5, *Impacts to Electricity Providers*). Both the direct and indirect impacts are determined to be significant and unavoidable. The comment does not identify any additional impacts (to the “human environment” or to “human health”) that could be caused by this increased demand for electricity.

As identified in Response to Comments 1.9 through 1.14 above, a quantitative analysis of the proposed project’s indirect impacts related to potential increase in batteries, solid waste disposal, mineral resource extraction, energy infrastructure, criteria air pollutant emissions from an increase in electricity use, etc. would be speculative (see Chapter 4.3, *Hazardous Materials and Solid and Hazardous Waste*, Chapter 4.5, *Other Impact Areas*, Chapter 4.2, *Energy*, and Chapter 4.1, *Air Quality and Greenhouse Gas Emissions*). Furthermore, the Draft EA does not simply label these indirect impacts as significant without an accompanying analytical analysis. Chapters 4.1 through 4.5 include an analysis and discussion of how the impact conclusion was reached. The indirect effects of the project identified in the Draft EA were subject to the rule of reason, such that, a person of ordinary prudence would take it into account in making a decision.

Moreover, the Draft EA clearly states why a quantitative analysis of the proposed project’s indirect effects is not feasible in Chapter 4.1 through 4.5. See page 4.5-1 in Chapter 4.5, *Other Impact Areas*, which states, “Because

these impacts are indirect impacts of the proposed project, and because it would be speculative to analyze the specific impacts caused by future construction projects at this time, these impacts are evaluated at a more general level of detail than the proposed project's direct impacts."

To reiterate why such analysis is not feasible, the Draft EA includes a program-level evaluation of the proposed project's direct and indirect effects on the environment. In the case of the proposed project, it is also not possible to identify how individual warehouse operators would comply with the proposed project (see Section 4.0.1, *Overview of Impact Analysis*). Therefore, the Draft EA utilizes the bounding method to conservatively estimate the project's direct environmental impacts. Unlike in *Friant Ranch*, where the increase in air pollutant emissions was a direct result of the proposed project, the proposed project's effect on the upstream and downstream environmental resources from manufacturing, mineral resource extraction, and infrastructure are not the proposed project's direct effects, they are the indirect impacts of the proposed project. For indirect impacts, such analysis is not possible and would be speculative because indirect impacts are not measurable conditions (i.e., it is not possible to calculate without speculating) (see also Response to Comments 1.11, 1.12, and 1.13). As a result, for indirect impacts these impacts are evaluated at a more general level of detail than the proposed project's direct impacts. While lead agencies must use their best efforts to find out and disclose all that they reasonably can about a project's potentially significant environmental impacts, they are not required to predict the future or foresee the unforeseeable (CEQA Guidelines Section 15144). As a result, the indirect effects of the project identified in the Draft EA were subject to the rule of reason, such that, a person of ordinary prudence would take it into account in making a decision.

For energy impacts, the Draft EA discloses the proposed project's direct impacts on the potential maximum increase in electricity demand based on the bounding analysis (see Chapter 4.2, *Energy*, in Section 4.2.3, *Energy Impacts During Operations*). As identified previously, the bounding method is overly conservative because it assumes that all warehouse operators would choose a single compliance option as the sole means of compliance with the proposed project. While this is useful in order to identify an upper bounds of potential impacts for the Draft EA, this is not information that would be utilized by Southern California Edison (SCE) in the design of their energy infrastructure because the demand cited in the Draft EA would not be realized in a single compliance year. As documented in Chapter 4.2, *Energy*, of the Draft EA, SCE, and other investor-owned utilities (IOUs) forecast improvements to the electric grid to accommodate

the forecast energy demand as part of the California Energy Commission's (CEC) biennial Integrated Energy Policy Report (IEPR). As part of its analysis of total statewide energy planning needs, the CEC has begun assessing the potential impacts to the electric grid from widespread deployment of battery-electric vehicles.

The Draft EA considers impacts to energy demand, including peak and base period energy demands, and includes an analytical discussion on how the significance conclusions regarding energy were reached (see Chapter 4.2, *Energy*, of the Draft EA, pages 4.2-16 through 4.2-18). Section 4.2.3.2, *Electricity*, included an evaluation of the project's direct impacts associated with the WAIRE points scenarios. However, the impact to electricity providers and the energy grid was handled qualitatively because it would be speculative to identify how electricity providers would respond to an increase in energy demand associated with the proposed project. In general, the energy grid is evolving to accommodate the state and nation-wide carbon neutrality goals and increase in EV use and charging infrastructure. Based on the mid case scenario in the 2019 IEPR, the proposed project's incremental increase in electricity from 22,777 Class 6 and Class 8 ZE trucks (which is far less than the 100,000+ new electric trucks analyzed by SCE) would result in less than a one to two percent grid-wide increase to SCE's energy forecast. Nonetheless, the proposed project's impact from an increase in electricity to energy providers and the energy grid was identified as a significant unavoidable impact in the EA (see Section 4.2.3.2.5, *Impacts to Electricity Providers*).

However, the indirect impacts from expansion of the electrical grid to accommodate the potential increase in demand from NZE and ZE vehicles is not known at the time of this Draft EA (see Section 4.2.3.2.5, *Impacts to Electricity Providers*). This is because SCE plans for the increase in grid capacity (from all sources, not just electric vehicles) through the IEPR planning effort. At present, it is not possible to predict what new energy grid improvements will be constructed and where they will occur. The Draft EA identifies both the direct impact of an increase in electricity and the indirect effect from the infrastructure required to meet the demand (see also Section 4.2.4, *Indirect Energy Impacts Associated with Construction of New Manufacturing Facilities, Recycling Facilities, and Infrastructure Improvements*) as a significant unavoidable impact of the proposed project based on the analytical analysis provided in the Draft EA Chapter 4.2.

As discussed in Appendix C of the Draft EA, implementation of the proposed project relies on efforts by other sectors such as the utilities sector which has engaged in the rulemaking process for the proposed project. The proposed project will contribute towards accelerating the use of ZE and

NZE trucks and infrastructure, and at the same time planning efforts and actions by public and private partners, including the CEC, the California Public Utilities Commission (CPUC), and Southern California Edison Energy have shared responsibilities and make important contributions towards the state’s ZE future. It is also important to note that South Coast AQMD intends to conduct ongoing monitoring, review, and reporting on the performance of the WAIRE Program. These “check-ins” will provide useful information on implementation details and help identify effects on warehouses subject to the WAIRE Program.

In short, the EA explains the technical basis and methodology for the indirect impact analysis and discloses in good faith that a quantitative assessment for analyzing the proposed project’s indirect impacts is not feasible. Therefore, the EA provides the level and type of analysis required by the California Supreme Court’s decision in *Sierra Club v. County of Fresno* (Friant Ranch) and is sufficient as an informational document. The EA provides an appropriate and conservative evaluation of the potential direct, indirect, and cumulative impacts of the proposed project on the environment. The EA is sufficient as an informational document.

D. The Draft EA Fails to Adequately Analyze the Proposed Rule’s Impacts on the Transportation Sector.

As raised in CTA’s Scoping Comment letter, the Proposed Rules create significant uncertainty in commercial transportation. By compelling the early transition to ZE/NZE vehicles, the Proposed Rules drive rapid and premature fleet turnover for high-cost ZE/NZE vehicles while imposing the uncertain but often high costs of electricity and hydrogen fuel on the logistics sector. Additionally, while the Proposed Rules may incentivize the transition to ZE/NZE vehicles in the District’s jurisdiction, neither the Initial Study nor the Draft EA appears to have considered whether there is sufficient charging infrastructure to support these fleets outside of the District. Goods move across the air districts, but there is no analysis of whether the infrastructure exists for the anticipated ZE/NZE vehicles to complete these trips. Additionally, as California responds to increasing wildfire threats, public safety power shutoff (“PSPS”) events have become increasingly common.

In response to CTA’s Scoping Comment, the District first states that it is not feasible to anticipate the frequency of PSPS events or to analyze their effects. Draft EA at C-34. This is incorrect. Following each PSPS event, California utilities are required to file reports with the Public Utilities Commission disclosing what occurred. These reports are publicly available and the District can and should assess the number and coverage of PSPS events in its jurisdiction to understand, evaluate, and disclose the interaction between increased electrification and increasing grid instability. The District also deflects from the impacts of PSPS events by relying on the additional solar and battery technologies that it envisions will be implemented at covered warehouses. *Id.* at C-35. However, the District repeatedly explained throughout the PDSR and

1.16

the Draft EA that predicting the manner in which the warehouse may choose to comply would be pure speculation. The District's reliance on solar infrastructure to defray the potential significant effects of reliance on unstable grids thus is similarly pure speculation. Additionally, as discussed *supra*, the cost differential created by the District in fact disincentivizes the deployment of on-site solar in favor of ZE/NZE acquisition. Thus, there is evidence that the District's reliance on solar infrastructure to defray potentially significant effects on the grid is misplaced.

While impacts to the State's logistics infrastructure are not specifically listed as impacts in Appendix G, the Appendix "is only an illustrative checklist and does not set forth an exhaustive list of potentially significant environmental impacts under CEQA or standards of significance for those impacts." *City of San Diego v California State University* (2011) 201 Cal.App.4th. 1134, 1191; *Protect the Historic Amador Waterways v. Amador Water Agency* (2004) 116 Cal.App.4th 1099, 1108-1111. "Also, the lack of precise quantification or criteria for determining whether an environmental effect is 'significant' under CEQA does not excuse a lead agency from using its best efforts to evaluate whether an effect is significant. *City of San Diego*, 201 Cal.App.4th at 1191; *Berkeley Keep Jets Over the Bay Com. v. Board of Port Cmrs.* (2001) 91 Cal.App.4th 1344, 1370. The District provides no satisfactory explanation for its failure to analyze and disclose the effects of the Proposed Rules on the State's logistics infrastructure. The EA should consider the interaction between expedited electrification and PSPS events. It is reasonably foreseeable that the Proposed Rules will lead to significant disruptions to freight transportation, specifically in light of PSPS events.

1.16
cont.

Response 1.16

The Draft EA evaluated the potential impacts to transportation sector associated with EV charging in Chapter 4.2, *Energy* (see pages 4.2-17 through 4.2-18). The EA acknowledges that EV infrastructure needs are not limited to the South Coast AQMD region and that goods move across air districts. As noted in the EA under Section 4.2.3.2, *Impacts to Electricity Providers*, the state will need to drastically increase the availability of charging infrastructure to facilitate the transition to ZE vehicles. Per the CEC Assembly Bill 2127 Electric Vehicle Charging Infrastructure Assessment Staff Report, preliminary modeling shows large areas of the grid within and throughout the state (e.g., Central Valley) have little to no excess capacity.⁴ Because there is a shortfall of EV charging stations in some areas of the state, the proposed project's effect on the need to expedite infrastructure to support an increase in ZE sources, is conservatively considered a significant environmental effect of the proposed project. However, it is not necessarily the case that ZE trucks will be used to travel outside the District in the earlier years of the project while charging infrastructure is being developed.

Additionally, Section 4.2.4, *Indirect Energy Impacts Associated with Construction of New Manufacturing Facilities, Recycling Facilities, and Infrastructure Improvements*, evaluated indirect impacts' associated

⁴ California Energy Commission, January 2021, Assembly Bill 2127 Electric Vehicle Charging Infrastructure Assessment: Analyzing Charging Needs to Support Zero-Emission Vehicles in 2030. <https://www.energy.ca.gov/programs-and-topics/programs/electric-vehicle-charging-infrastructure-assessment-ab-2127>

demand for energy infrastructure. Potential impacts to the energy grid were analyzed in CARB’s Final EA for the ACT Regulation, and Section 4.2.4 of the EA incorporates that analysis by reference. As identified in this section of the EA, individual compliance responses from the utility providers to meet the energy demand could potentially result in significant environmental impacts.

Furthermore, the Draft EA evaluated the proposed project’s direct impacts from an increase in energy use in Section 4.1.4.3, *Potential GHGs Emissions from Operations (Increased Electricity)*, (like Scenario 12 in Chapter 4.1, *Air Quality and Greenhouse Gas Emissions*) and Section 4.2.3.2, *Electricity*. These sections evaluated the potential electricity impacts from an increase in energy demand from ZE Truck Charger Installation and ZE Truck Use (Scenario 6), Installation of High Efficiency Filter Systems (Scenario 15), and ZE Cargo Handling Equipment Purchase and Use (Scenario 18).

Power Safety Power Shut Off (PSPS) events would occur regardless of the proposed project. The proposed project does not increase the number of PSPS events. The purpose of triggering a PSPS is to proactively cut power to electrical lines that may fail in certain weather conditions (e.g., strong winds, heat events) to reduce the likelihood that their infrastructure could cause or contribute to a wildfire, which is independent of the normal energy demands on the grid.⁵ Based on a review of PSPS event data within South Coast AQMD’s jurisdiction from Southern California Edison⁶, in 2018 there was one PSPS event that affected 17 customers, in 2019 there were six PSPS events that affected 69,146 customers, and in 2020 there were seven PSPS events that affected 117,620 customers. The customers affected included both residential and commercial customers. In 2020, the average duration of a PSPS power outage was 18 hours.⁷ PSPS events would occur regardless of the proposed project. The proposed project does not increase the number of PSPS events. Given the variability in the duration, number of circuits, and number of customers affected by each PSPS event, it is not possible to use past PSPS events to predict the frequency of future PSPS events and the impacts associated with those events.

It is unknown how many existing facilities could be directly affected by power shut offs during a PSPS event. PSPS shut offs occur only in certain

⁵ California Public Utility Commission.2021. Public Safety Power Shutoff (PSPS) / De-Energization.
<https://www.cpuc.ca.gov/psps/>

⁶ Southern California Edison PSPS event data reported to the CPUC, available online at <https://www.sce.com/wildfire#resources>

⁷ Southern California Edison. 2020, December 31. Wildfire Mitigation Activities Overview.
https://download.newsroom.edison.com/create_memory_file/?f_id=603e696eb3aed34c92db9f08&content_verified=True

high fire affected areas within Southern California and not the entire SCE service Area. SCE maintains a list of frequently affected PSPS areas: <https://www.sce.com/sites/default/files/SCE-2020-PSPS-Frequent-Circuit-List-wcag.pdf>. As noted in SCE's PSPS Frequent Circuit list for year 2020, the majority of affected communities are in hillside areas and not in the urban areas and valley's where larger warehouses are likely to be located. Additionally, the maximum number of times a PSPS event affected a circuit in any given community was 17 times in 2020 (Porter Ranch area in Los Angeles). As such, even in the most affected community in the SCE service area, PSPS events affected consumers less than 5 percent of the year. Future warehouse operators may consider the frequency of PSPS in SCE's grid system when locating a new facility to avoid interruptions to warehouse operations. However, the presence or absence of a PSPS event in the SCE region is not directly applicable to the environmental effects of the proposed project on the energy grid. There is no correlation between new or additional PSPS events and the energy effects of proposed project. Thus, the comment that the proposed project would result in disruptions to freight transportation in light of PSPS events is without merit.

The EA analyzes the impacts of the proposed project's electricity demand on the energy grid and not impacts of the environment on the proposed project. The Draft EA analyzes impacts to the energy grid based on the annual increase in energy demand caused by the proposed project in Section 4.2.3.2, *Impacts to Electricity Providers*. Section 4.2.3.2.4, *Purchase and Use of Solar Panels*, quantifies the maximum potential environmental benefit if all warehouse operators chose Scenario 11 (installation of solar panels) as the sole means of complying with proposed project. However, the Draft EA does not rely on solar infrastructure to defray the increase in electricity demand on the grid. Each WAIRE Points Scenario was analyzed separately to ensure that the Draft EA conservatively analyzed impacts, including impacts to energy (see Section 4.2.3, *Energy Impacts During Operations*). No reductions from solar panels were accounted for in any scenario but Scenario 11 in the Draft EA.

Furthermore, NZE and ZE technology is new, emerging technology. It is not known how long trucks would charge, the time-of-day warehouse operators would charge trucks; and therefore, how truck charging would affect peak transmission loads. In order to provide conservative findings for energy impacts, the Draft EA Chapter 4.2, *Energy*, identified the proposed project's effects on peak and base period demands to accommodate the increase in demand from electric vehicles and refueling infrastructure as significant environmental effect of the proposed project (see page 4.2-19).

E. The District Omits Projects from Its Cumulative Impact Analysis.

An EIR must discuss a cumulative impact if the project’s incremental effect combined with the effects of other projects is “cumulatively considerable.” CEQA Guidelines § 15130(a). This determination is based on an assessment of the project’s incremental effects “viewed in connection with the effects of past projects, the effects of other current projects, and the effects of probable future projects.” *Id.* at § 15065(a)(3); *Banning Ranch Conservancy v. City of Newport Beach* (2012) 211 Cal.App.4th 1209, 1228.

The District contends that a cumulative impact analysis is not required because the Proposed Rules are consistent with the 2016 AQMP, the State SIP Strategy, and the ACT Rule. Draft EA at 4-11–12. However, the Proposed Rules are not consistent with the ACT Rule in that they are specifically designed to be additional to the requirements of the ACT Rule. Similarly, the District cannot rely on the analysis completed for the State SIP strategy since that analysis was focused on statewide emission control strategies adopted by CARB (including the ACT Rule), and did not contemplate further purchase mandates from local air districts.

1.17

As to the 2016 AQMP, the District may only rely on the cumulative analysis discussion to the extent cumulative effects were previously adequately addressed and there are no new significant cumulative effects. CEQA Guidelines § 15152(f). In the half decade that has elapsed since the

environmental review for the 2016 AQMP, numerous other proposals to reduce emissions through electrification have been proposed both within and outside the District’s jurisdiction that will impact the same electric grid and resources. For example, the cities of Santa Monica and West Hollywood have adopted Reach Building Codes driving full electrification. The cities of Culver City and Hermosa Beach are considering similar initiatives. The California Public Utilities Commission has initiated a rulemaking along with the CEC on building decarbonization (R.19-01-011) and on transitioning from natural gas (R.20-01-007). The cumulative effects of these and other electrification initiatives must be analyzed. CEQA Guidelines § 15130(a)(1); *City of Long Beach v. Los Angeles Unified Sch. Dist.* (2009) 176 Cal.App.4th 889, 907 (an EIR’s analysis of cumulative impacts must consider all sources of related impacts, not just similar sources or projects). While a lead agency has discretion to establish a reasonable cutoff date for future projects to include in its cumulative impact analysis, that determination must be supported by substantial evidence. *South of Market Community Action Network v. City & County of San Francisco* (2019) 33 Cal.App.5th 321, 336. The cumulative effects of mass electrification initiatives adopted and proposed since the 2016 AQMP may risk environmental disaster or severe environmental harm and require evaluation. *Whitman v. Board of Supervisors* (1979) 88 Cal.App.3d 397, 408; *San Joaquin Raptor/Wildlife Rescue Ctr. v. County of Stanislaus* (1994) 27 Cal.App.4th 713, 720. The EA must disclose these new projects and their cumulative effects.

1.17
cont.**Response 1.17**

The Draft EA did not contend that a cumulative analysis is not required and included a cumulative impact analysis in each Chapter 4 topical section (see analysis starting on page 4.1-33, in Chapter 4.2, *Air Quality and Greenhouse Emissions*; page 4.2-22, in Chapter 4.2, *Energy*; page 4.3-10, in Chapter 4.3, *Hazardous Materials and Solid and Hazardous Waste*; page 4.4-14, in Chapter 4.4, *Transportation*; and page 4.5-12, in Chapter 4.5, *Other Impact Areas*) within the EA.

Under CEQA, previously approved land use documents may be used in a cumulative impact analysis. Per CEQA Guidelines Section 15130(e), previously approved land use documents, including, but not limited to, general plans, specific plans, regional transportation plans, plans for the reduction of greenhouse gas emissions, and local coastal plans may be used in a cumulative impact analysis. Pursuant to CEQA Guidelines Section 15152(f), no further cumulative impacts analysis is required when a project is consistent with a general, specific, master, or comparable programmatic plan where the lead agency determines that the regional or areawide cumulative impacts of the proposed project have already been adequately addressed in a certified EIR for that plan. Further, if a cumulative impact was adequately addressed in a prior EIR for a community plan, zoning action, or general plan, and the project is consistent with that plan or action, then an EIR for such a project should not further analyze that cumulative impact (CEQA Guidelines Section 15183(j)). The Draft EA in Section, 4.0.2, *Cumulative Analysis*, identifies three plans that address regional and state efforts that have been adopted to reduce mobile source emissions: South Coast AQMD's Air Quality Management Plan (AQMP), CARB's State Implementation Plan (SIP), and CARB's ACT Regulation. Section 1.2.2, *Other CEQA Documents*, also discusses March 2017 Final Program EIR for the 2016 AQMP and the Final EA for the ACT Regulation. Of these three, South Coast AQMD's AQMP and CARB's SIP consider indirect source review (ISR) rules to attain air quality objectives. Specifically, the AQMP includes indirect source rule for mobile sources under Control Measure MOB-03 – Emission Reductions at Warehouse Distribution Centers. Additionally, Chapter 4.0, *Introduction*, of the Draft EA specifically states that due to the programmatic nature of the project, the analysis in the subsequent Chapters 4.1 through 4.4 is inherently a cumulative analysis of potential impacts (see page 4-11).

While the proposed project expedites the transition to NZE and ZE trucks beyond that identified by the ACT Regulation, air quality and GHG modeling isolates the incremental cumulative effect of the proposed project beyond that generated by the ACT Regulation. See also Response to Comment 1.14. Consequently, the Draft EA appropriately utilizes the ACT Regulation to address the cumulative impact analysis in the Chapter 4 sections; considers the incremental effect combined with the effects of other projects in its significance conclusions in accordance with CEQA Guidelines Section 15130(a); and therefore, correctly summarizes the cumulative setting for impacts associated with the proposed project.

The comment identifies that the length of time between adoption of the AQMP and the proposed project warrants a reexamination of the cumulative

setting because it has been five years since adoption of the AQMP. Firstly, five years is not a substantial time lapse since regional plans (e.g., general plans, transportation plans) typically look at a horizon of 20 years or longer. For example, there were 10 years between the 2008 Scoping Plan and the 2017 Scoping Plan; and the Scoping Plan looks at horizon years of 2030 and 2050. Secondly, the state's carbon neutrality strategies were well established under Executive Order S-03-05 (2005) and more recently under Executive Order B-55-18. Therefore, it is not necessary to identify every last City/County in the South Coast AQMD region that has identified policy goals or reach codes that would push for greater electrification of the energy grid in order to re-examine how indirect source rules, like the proposed project, affect the energy grid compared to when the original AQMP was adopted. As discussed in Chapters 4.1 through 4.5 of the Draft EA, individual cities or counties will need to conduct their own site and project-specific analysis and consider relevant policies when they serve as CEQA lead agencies for actions undertaken to comply with the proposed project.

Furthermore, the Draft EA cites the IEPR, which has been updated since the 2016 AQMP, to address cumulative impacts of the transition to ZE technologies on the grid infrastructure and evaluates the overall direction in the state to move toward a carbon neutral energy grid. Thus, the Draft EA Chapter 4.2, *Energy*, references the planning tool that is used by IOUs, including SCE, to forecast an increase in electricity demand within the southern California region. Draft EA Chapter 4.2, *Energy*, also considers the CEC's Assembly Bill 2127 Electric Vehicle Charging Infrastructure Assessment Staff Report to address the availability, or lack thereof, of charging infrastructure throughout the state. Utilizing these more recent planning documents (i.e., the IEPR and the Assembly Bill 2127 Electric Vehicle Charging Infrastructure Assessment Staff Report), the Draft EA considers the incremental cumulative effect of the proposed project coupled with the additional demand on the energy grid and infrastructure as a result of the state's carbon neutrality goals in accordance with CEQA Guidelines Section 15130(a).

F. The Draft EA Unlawfully Rejects Alternative B.

The Draft EA impermissibly dismisses an alternative that, if appropriately analyzed and characterized, could reduce environmental impacts. “Pursuant to CEQA’s ‘substantive mandate,’ an agency may not approve a proposed project if feasible alternatives exist that would substantially lessen its significant environmental effects.” *Save Panoche Valley v. San Benito County* (2013) 217 Cal.App.4th 503, 520; see Pub. Resources Code § 21002. Despite identifying environmental benefits associated with Alternative B (Decreased Emissions Reductions), the Draft EA determines that it is not environmentally superior to the Proposed Rules. The Draft EA does not adequately support its conclusion that only Alternative C (Increased Emissions Reductions) is “environmentally superior.” Draft EA at 5-27.

The Draft EA indicates that the Proposed Rules would have significant and unavoidable direct impacts (1) on energy resources, (2) from hazardous materials and solid and hazardous waste, and (3) on transportation and significant and unavoidable indirect impacts on (1) aesthetics, (2) agriculture and forestry, (3) biological resources, (4) cultural resources, (5) geology and soils, (6) hydrology and water quality, (7) noise, (8) mineral resources and (9) utilities and service systems. Draft EA at 6-2–3. The Draft EA further acknowledges that ***all*** of these significant and unavoidable impacts are in fact ***worsened*** by Alternative C. *Id.* at 5-16–17. Yet the District paradoxically labels this as the environmentally superior alternative because the NOx and PM emissions will be lower than under the Proposed Rules. The District is measuring with the wrong yardstick. The environmentally superior alternative is an alternative that ***lessens*** the project’s ***significant effects***. The District itself acknowledges that the Proposed Rules have a less than

1.18

significant effect on long-term air quality impacts. *Id.* at ES-4. There is no significant effect of the Proposed Rules that Alternative C in fact lessens.

By contrast, Alternative B would “lead to less cargo growth potentially being diverted to other ports and resulting in less GHG emissions from cargo growth diversion than the proposed project,” “lead to a lower demand on utilities,” reduce infrastructure needs, “reduce the number of batteries that need to be recycled, and “have less adverse direct impacts to energy and hazardous materials and solid and hazardous waste.” *Id.* at 5-15. “Alternative B’s indirect adverse environmental impacts on air quality and GHG emissions, energy, hazardous materials and solid and hazardous waste, and transportation would likely be less than the proposed project.” *Id.* “The reduction in the number or intensity of development of new facilities and grid improvement would likely lead to less adverse indirect environmental impacts in the areas of Aesthetics, Agriculture and Forestry, Biological Resources, Cultural Resources, Geology and Soils, Hydrology and Water Quality, Mineral Resources (with regards to long-term operational-related impacts from reduced demand for new mines and mining activities because of the reduced use and demand of lithium-based batteries in ZE vehicles), Noise, and Utilities than the proposed project.” *Id.* The only metric by which the District finds Alternative B insufficient is that “Alternative B’s ongoing, long-term, and permanent air quality and public health **benefits would be less** when compared to the proposed project.” *Id.* at 5-16. But as described above, this is not the standard—the question is whether the alternative would lessen the significant effects and the District has determined that the Proposed Rules’ effect on long-term air quality impacts is **less than significant**.

1.18
cont.

The only grounds on which the District may reject an environmentally superior alternative is if it is infeasible. The District evaluated five alternatives to the Proposed Rules, including a no project alternative. One of these, Alternative B, was a version of the Proposed Rules with a narrower application (only to warehouses greater than 200,000 square feet), a year delay in compliance obligations, and less aggressive emissions reduction targets as a result of a decreased rule stringency factor. Draft EA at 5-6. As noted in Table 5-2, Alternative B would accomplish **all** of the District’s objectives. Draft EA at 5-12. Despite the reduced environment impacts described above, the District rejected Alternative B because it did not reduce emissions quite as much. However, a lead agency cannot adopt artificially narrow project objectives that would preclude consideration of reasonable alternatives for achieving the project’s underlying purpose. *North Coast Rivers Alliance v. Kawamura* (2015) 243 Cal.App.4th 647, 669; *County of Inyo v. City of Los Angeles* (1977) 71 Cal.App.3d 185, 203. Alternative B accomplishes the District’s aims while reducing the environmental impacts.

Response 1.18

The Draft EA provides a reasonable range of alternatives in Chapter 5, *Alternatives*. The Draft EA does not ‘reject’ Alternative B. Rather, the Draft EA identifies that the ‘environmentally superior’ alternative is Alternative C. Alternative C was identified as the environmentally superior alternative because this alternative would achieve the most emissions reductions (i.e., environmental benefits) while achieving the project objectives.

Alternative C also best achieves the project objectives, which include:

- Reduce NOx emissions and PM, including DPM, and reduce associated public health impacts from warehouse activities.

- Facilitate local and regional emission reductions associated with warehouses and the mobile sources attracted to warehouses in order to assist in meeting state and federal air quality standards for ozone and PM_{2.5}.
- Implement actions to reduce air pollution that disproportionately affects environmental justice communities in accordance with AB 617.
- Reduce exposure from emissions associated with warehouse activities for communities located in the vicinity of a warehouse.

CEQA gives lead agencies discretion on how the environmental effects of the alternatives are weighted. CEQA does not prescribe requirements for identifying an environmentally superior alternative. In fact, the CEQA statute and Guidelines do not expressly require an EIR to identify the environmentally superior alternative. The Guidelines state that if the no-project alternative is the environmentally superior alternative, the EIR must also identify "an environmentally superior alternative" from among the other alternatives. 14 Cal Code Regs §15126.6(e)(2). When none of the alternatives is clearly environmentally superior to the project, an EIR may explain the environmental advantages and disadvantages of each alternative in comparison with the project. Kostka & Zischke, Practice Under the California Environmental Quality Act, § 15.37.

As a regional air quality agency tasked under the Federal and California Clean Air Acts to reduce criteria air pollutant emissions, the emissions benefits of the alternatives are a primary consideration when comparing the alternatives' environmental benefits (and costs) to those of the proposed project. If air quality impacts/benefits of the alternatives were not considered, or as the comment suggests all environmental topics needed to be weighted equally with the other significant environmental impacts, South Coast AQMD would usually need to pick the least stringent alternative as the environmentally superior alternatives regardless of whether or not that alternative achieved the project objectives. However, such an outcome would be inconsistent with the intent of identifying the environmentally superior alternative under CEQA Guidelines Section 15126.6. In most cases where there are add-on controls, the more stringent alternatives would have greater adverse environmental impacts in some areas (e.g., hazardous waste or solid waste, construction emissions and noise, etc.). Based on the analysis in Chapter 5. *Alternatives*, the potential environmental effects of the alternatives in light of the project objectives were considered and Alternative C was identified as the environmentally superior alternative. Chapter 5 of the EA provides substantial evidence to support the consideration of Alternative C as the environmentally superior alternative.

The feasibility requirement set forth in CEQA Guidelines Section 15126.6 is for the consideration and selection of the alternatives for examination in an EIR. When an alternative is infeasible, additional information explaining the choice of alternatives may be included in the administrative record (CEQA Guidelines Section 15126.6(c)). However, feasibility is not a requirement for identifying an environmentally superior alternative. As stated above, the EA included an analysis of five alternatives, including Alternative B, for detailed consideration as analyzed in Chapter 5, *Alternatives*. However, Alternative B does not meet all the project objectives as well as either the proposed project or Alternative C. Therefore, even if Alternative B was identified in the Draft EA as the Environmentally Superior Alternatives, it would not necessarily be selected by the Board in place of the proposed project.

Alternative C does not reduce the environmental impacts of the proposed project but rather increases the environmental benefit. It would result in greater emission reductions of NOx and PM2.5, which would provide greater benefits to human health and achieve the Project's pollution reduction objectives to a greater degree than Alternative B. Alternative C does this by broadening the number of warehouse facilities that would be affected by the proposed project and increasing the rule stringency. Alternative B decreases emissions reductions by reducing the number of warehouses subject to PR 2305, reducing the rule stringency, and delaying the rule; all of which would result in less emissions reductions. For these reasons, Alternative B would not meet the objectives of the proposed project to the extent that Alternative C would.

As identified in Table 5-2, *Comparison of the Proposed Project and Alternatives in Meeting Project Objectives*, Alternative B is capable of meeting three out of four project objectives to a lesser extent than the proposed project. However, Alternative C would meet all four of the project objectives, three of them to a greater extent than the proposed project. As stated above, for a project that is intended and designed to provide air quality benefits, such as the proposed project, it is important to consider both adverse impacts and beneficial environmental effects. While Alternative B would reduce the adverse environmental impacts of the proposed project identified in the Draft EA, it would also fail to achieve as much environmental benefit as the proposed project, and therefore was not identified as the environmentally superior alternative.

Section 5.4.2.2, *Alternative B: Decreased Emission Reductions*, included a discussion of Alternative B's overall effects. The EA balanced the adverse impacts and beneficial effects of all five alternatives as discussed in Chapter 5 (see also Section, 5.4.2.1, *Alternative A: No Project*; Section, 5.4.2.3,

Alternative C: Increased Emission Reductions; Section 5.4.2.4, *Alternative D: All Natural Gas Options Only*; and Section 5.4.2.5, *Alternative E: All Electric Options Only*). Based on the substantial evidence provided in Chapter 5, Alternative C was considered the environmentally superior alternative (see also Section 5.7, *Environmentally Superior Alternative*).

VIII. Conclusion.

The District has not been granted the authority to impose a sweeping purchase mandate on existing, unmodified warehouses under the guise of an ISR regulation. While the District's goals of reducing air emissions in the Basin are laudable, the District has only the rulemaking authority

1.19

invested in it by statute. Even if the Legislature had granted the District such authority, it is preempted by federal law. The regulation as proposed fails to meet the standards specified by the Health and Safety Code and the accompanying Draft EA fails to meet the District's obligations under CEQA and fails as an informational document. For this reason, the District must revise the Proposed Rules and EA before adoption in order to bring them into compliance with state and federal law.

1.19
cont.

Response 1.19

Please refer to Appendix F of the Final Staff Report, Comment Letter 44, for a Responses 1.1 through 1.8. Based on the forgoing responses (see Response to Comments 1.9 through 1.18), the proposed project is intended and designed to create environmental benefits, especially in environmental justice communities in the South Coast AQMD's jurisdiction (see Section 2.4, *Project Objectives*, in the Draft EA). South Coast AQMD has the ISR authority under Health and Safety Code Sections 40716, 40440. The EA adequately analyzes and discloses the proposed project's direct, indirect, and cumulative environmental impacts. Where an analysis is not possible, the EA discloses it. Please refer to Chapter 4, *Environmental Impact Analysis and Mitigation Measures*, for analysis of the potential environmental impacts as a result of the proposed project. Therefore, the EA complies with the CEQA requirements and is sufficient as an informational document. The proposed project is currently planned to be presented to the South Coast AQMD's Governing Board for consideration for adoption at the May 7, 2021 meeting.

COMMENT LETTER #2 – San Pedro & Peninsula Homeowners Coalition (page 1 of 4)

March 12, 2021

Ryan Bañuelos
Air Quality Specialist, CEQA
South Coast Air Quality Management District
21865 Copley Drive
Diamond Bar, CA 91765
rbanuelos@aqmd.gov

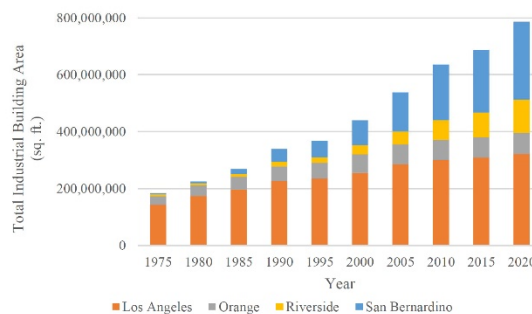
Dear Mr. Bañuelos,

On behalf of the San Pedro & Peninsula Homeowners Coalition, we submit these comments on the South Coast Air Quality Management District's Draft Environmental Assessment of Proposed Rules 2305 and 316. We are a coalition of homeowner's groups within the Port communities in Los Angeles and residents of our member associations are impacted daily by the freight and logistics industry. The San Pedro & Peninsula Homeowners Coalition has monitored activities at the San Pedro Bay Ports for decades in order to advocate for basic public health protections for communities like ours that suffer from air pollution every day.

2.1

We strongly support the warehouse indirect source rule because it will facilitate a long-awaited transformation of the polluting warehouse industry. As the Air District moves forward with this rule, we ask that the agency consider adopting a 0.005 stringency factor. The freight and logistics industry has expanded greatly in the South Coast Air Basin over the past decade, and the industry's profits have come at the expense of our health.

Figure 10: Industrial Building Growth by County



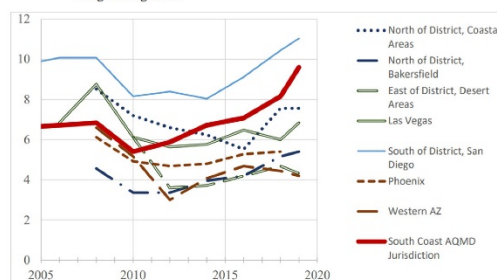
2.2

We write to address potential claims from industry that a higher stringency factor and greater annual compliance costs would lead to more cargo diversion and generate greater greenhouse gas emissions and other impacts by increasing shipping in other areas. Industry has often put forward this argument in opposition of other lifesaving regulatory measures with scant credible evidence to support their assumptions. Moreover, in our experience this is simply untrue. In observing activity at the San Pedro Bay Ports, our coalition has seen firsthand the enormous growth of the logistics industry in southern California. This past year, we saw record levels of cargo being moved through the Ports and an

COMMENT LETTER #2 – San Pedro & Peninsula Homeowners Coalition (page 2 of 4)

increased number of ships idling due to port congestion.¹ Contrary to industry claims, any cargo diversion can instead be attributed to the massive influx of shipping traffic causing congestion at the San Pedro Bay Ports and other ports on the West Coast.² Other instances of loss of market share are due to “macroeconomic causes that outweigh any increased regulatory costs in California,” such as changes in global trade flows.³ Even with these macroeconomic trends, rents and other operating costs for warehouses have increased steadily in the past decade, as demonstrated in the figure below.⁴ But the ever-growing demand for e-commerce has led to surges in port activity and kept warehouse vacancy rates at an all-time low.

Figure 12: Warehousing Historical Rents in South Coast AQMD Jurisdiction and Neighboring Areas



In 2019, Los Angeles had a 1.3% industrial vacancy rate, the lowest in the nation.⁵ Last year, business was even better for the warehouse industry in southern California with the covid-19 pandemic driving more e-commerce activity. The Inland Empire is “seeing its lowest vacancy rates in two decades.”⁶ But the industry’s booming business has worsened our air quality and exacerbated health risks in Port and other frontline communities, especially as we continue to contend with the covid-19 pandemic.⁷

The Air District’s own analysis show that cargo diversion and warehouse relocations are unlikely. The IEC Study demonstrates that a compliance cost of \$1.50 per square foot or less will have no impact on the industry.⁸ The Draft EA’s assumption that a 0.0025 stringency could lead to up to three warehouse

2.2
cont’d

¹ Matt Leonard, *Container movement lags at Port of Los Angeles as unseasonably high imports arrive*, Supply Chain Dive (Dec. 16, 2020), <https://www.supplychaindive.com/news/los-angeles-port-congestion-import-volume-containers/592259/>.

² See *id.*

³ South Coast Air Quality Management District, Draft Staff Report (Mar. 3, 2021), 57.

⁴ *Id.* at 55.

⁵ Kelsi Maree Borland, *Los Angeles Leads Nation in Industrial Vacancy*, GlobeSt.com (Jan. 21, 2020), <https://www.globest.com/2020/01/21/los-angeles-leads-nation-in-industrial-vacancy/>.

⁶ See Greg Cornfield, *Southern California Industrial Real Estate Market: What to Know for 2021*, Commercial Observer (Feb. 3, 2021), <https://commercialobserver.com/2021/02/southern-california-industrial-real-estate-2021-warehouse/>.

⁷ See Tony Barboza, *L.A. began 2020 with a clean-air streak but ended with its worst smog in decades*, Los Angeles Times (Dec. 6, 2020), <https://www.latimes.com/california/story/2020-12-06/2020-la-air-quality-southern-california-pollution-analysis>.

⁸ South Coast Air Quality Management District, Draft Environmental Assessment for Proposed Rule 2305 and Proposed Rule 316, 1-15.

COMMENT LETTER #2 – San Pedro & Peninsula Homeowners Coalition (page 3 of 4)

relocations is a conservative “worst-case” analysis.⁹ Compliance costs of \$2.00 per square foot is also unlikely to slow the steady growth of warehousing in the South Coast. As the Draft EA notes, “it is not reasonably foreseeable that cargo owners will ship their goods to other ports to avoid the cost of the proposed project if those costs are less than or equal to \$2.00 per square foot as analyzed in the IEc Study.”¹⁰ Moreover, based on our extensive monitoring of the freight industry, all the scenarios being analyzed in the CEQA document would not have an impact on ship activity, which would divert ships to other ports. Simply speaking, the fee is just too low to have an impact. This expert opinion is bolstered by the increases in rent over the last five years at levels much greater than any of the scenarios analyzed in the CEQA document and us not seeing fewer ship calls deployed elsewhere. In fact, ship calls have increased right now as rents are higher than they have been in many years. Finally, the warehouse industry is more than able to bear a minimal cost of \$2.00 per square foot and must do so. Forecasts show that our Ports will continue to see record cargo volumes,¹¹ and the warehouse indirect source rule is greatly needed to reduce health burdens of communities like ours.

2.2
cont'd

Thank you for the opportunity to provide comments on the Draft EA. We urge the Air District to adopt a strong warehouse indirect source rule as soon as possible so that southern California residents can breathe cleaner air.

Sincerely,

Peter M. Warren
San Pedro & Peninsula Homeowners Coalition
310-519-1585

cc:

Wayne Natri
Executive Officer
South Coast Air Quality Management District
wnatri@aqmd.gov

Sarah Rees
Deputy Executive Officer
Planning, Rule Development & Area Sources
South Coast Air Quality Management District
srees@aqmd.gov

Ian MacMillan
Planning and Rules Manager
South Coast Air Quality Management District
imacmillan@aqmd.gov

⁹ *Id.* at 6-5, 6-6.

¹⁰ *Id.* at 4-9.

¹¹ “Containerized traffic at the ports of LA/LB ... is still expected to reach 34 million TEUs by 2040. Warehousing in the South Coast AQMD jurisdiction has grown rapidly to accommodate this increased goods movement activity and is expected to continue.” Draft Staff Report, 57.

COMMENT LETTER #2 – San Pedro & Peninsula Homeowners Coalition (page 4 of 4)

Victor Juan
Program Supervisor
South Coast Air Quality Management District
vjuan@aqmd.gov

RESPONSE TO COMMENT LETTER #2 – San Pedro & Peninsula Homeowners Coalition from Peter M. Warren, dated March 12, 2021

Response 2.1 This is an introductory comment that provides background information but does not raise any issues related to the proposed project or Draft EA. Therefore, no response is necessary under CEQA.

Response 2.2 We agree with the commenter that the proposed project with the currently proposed rule stringency is not expected to cause cargo shippers to divert to other ports in the country. However, for the purpose of the environmental analysis, the Draft EA assumed some cargo growth shipping diversion and included an evaluation on potential effects from cargo growth diversion associated with the currently proposed rule stringency (see Chapter 4.0, Section 4.0.1.3.2, *Cargo Growth Diversion*, and Chapter 4.1, *Air Quality and Greenhouse Gas Emissions*, and Chapter 4.2, *Energy*).

Chapter 5 of the Draft EA included an evaluation of Alternative C, which looked at both expanding the number of warehouses affected by decreasing the size requirement and increasing the rule stringency factor (see Section 5.4.2.3, *Alternative C: Increased Emission Reductions*). The proposed project with the rule stringency factor of 0.0025 WAIRE Points per WATT along with five alternatives to the proposed project, including Alternative C with the rule stringency factor of 0.0050 WAIRE Points per WATT, will be presented to the South Coast AQMD's Governing Board for consideration and determination.

COMMENT LETTER #3 – Snell & Wilmer on Behalf of NAIOP (page 1 of 2)

Snell & Wilmer
 L.L.P.
 LAW OFFICES

600 Anton Blvd, Suite 1400
 Costa Mesa, CA 92626-7689
 714.427.7000
 714.427.7799 (Fax)
www.swlaw.com

Sean M. Sherlock
 (714) 427-7036
ssherlock@swlaw.com

March 12, 2021

ALBUQUERQUE
 BOISE
 DENVER
 LAS VEGAS
 LOS ANGELES
 LOS GARDOS
 ORANGE COUNTY
 PHOENIX
 PORTLAND
 RENO
 SALT LAKE CITY
 SAN DIEGO
 SEATTLE
 TUCSON
 WASHINGTON DC

VIA E-MAIL

Ryan Banuelos
 c/o CEQA
 South Coast Air Quality Management District
 21865 Copley Drive
 Diamond Bar, California 91765-4178
rbanuelos@aqmd.gov

Re: Comments on Environmental Assessment for Proposed Rule 2305

Dear Mr. Banuelos:

This firm represents NAIOP, the Commercial Real Estate Development Association, SoCal and Inland Empire Chapters (collectively, “NAIOP”), and on their behalf we are submitting comments in response to the District’s Notice of Completion of a Draft Environmental Assessment prepared in connection with the District’s consideration of Proposed Rule 2305. Thank you for the opportunity to comment on this matter. Through its representative Peter Herzog, NAIOP has participated in the various working group meetings held by the District in its early rulemaking process, and we thank the District and its staff for the opportunity to do so. Please include these comments in the administrative record for your rulemaking.

3.1

NAIOP is the leading organization for the commercial real estate industry in Southern California. It has approximately 1,300 members comprising commercial real estate owners, developers, investors, lenders, contractors, brokers, insurers, engineers, architects, planners, educators, law firms, and others. Its mission is to provide a unified voice to protect and enhance the commercial real estate industry and quality of life in Southern California. This is accomplished through proactive involvement in public policy, superior educational programs and interactive business relationship opportunities. A significant portion of NAIOP’s membership is involved on a daily basis in the support and development of distribution warehouses that are integral to the Southern California logistics industry. As we have all seen, the logistics industry is playing a key role in our response to the COVID-19 pandemic—not only in the distribution of medical supplies, vaccines, and equipment, but also in the delivery goods to a public that has become increasingly dependent on e-commerce.

Snell & Wilmer is a member of LEX MUNDI, The Leading Association of Independent Law Firms.

COMMENT LETTER #3 – Snell & Wilmer on Behalf of NAIOP (page 2 of 2)

Snell & Wilmer

L.L.P.

Ryan Banuelos

March 12, 2020

Page 2


At this time NAIOP objects to the District's certification of the Draft Environmental Assessment and joins and incorporates herein the objections and comments submitted on behalf of the California Trucking Association. 3.2

All rights, remedies, defenses, objections, and privileges are reserved.

Thank you for your attention to these comments. Please include me on your list of persons to receive all future notices concerning this rule.

Best regards,

Snell & Wilmer



Sean M. Sherlock

SMS: KN

cc: Mr. Timothy Jemal, CEO, NAIOP SoCal
Mr. Robert Evans, Executive Director, NAIOP Inland Empire

4810-9761-1487

RESPONSE TO COMMENT LETTER #3 – Snell & Wilmer on Behalf of NAIOP, dated March 12, 2021

- Response 3.1** This is an introductory comment that provides background information but does not raise any issues related to the proposed project or Draft EA. Therefore, no response is necessary under CEQA.
- Response 3.2** The comment incorporates by reference the letter submitted by Holland & Knight on behalf of the California Trucking Association (CTA) (Comment Letter #1 in the Final EA, Appendix E). Responses to comments raised in Comment Letter #1 are provided in Response to Comments 1.9 through 1.19 in the Final EA (Appendix E) and Appendix F of the Final Staff Report, Comment Letter 44 for Comments 1.1 through 1.8. South Coast AQMD will also include Snell & Wilmer on future notices concerning the proposed project.

COMMENT LETTER #4 – Coalition of Community and Environmental Organizations (page 1 of 3)

CENTER FOR COMMUNITY ACTION & ENVIRONMENTAL JUSTICE
EARTHJUSTICE
EAST YARD COMMUNITIES FOR ENVIRONMENTAL JUSTICE
NATURAL RESOURCES DEFENSE COUNCIL
PEOPLES COLLECTIVE FOR ENVIRONMENTAL JUSTICE
SIERRA CLUB
THE LOS ANGELES COUNTY ELECTRIC TRUCK & BUS COALITION
URBAN & ENVIRONMENTAL POLICY INSTITUTE
WEST LONG BEACH ASSOCIATION

March 12, 2021

Ryan Bañuelos
 Air Quality Specialist, CEQA
 South Coast Air Quality Management District
 21865 Copley Drive
 Diamond Bar, CA 91765
rbanuelos@aqmd.gov

RE: Comments on Draft Environmental Assessment for Proposed Rule 2305 and Proposed Rule 316

Dear Mr. Bañuelos,

On behalf of the undersigned coalition of community and environmental organizations, we submit these comments on the South Coast Air Quality Management District's Draft Environmental Assessment for Proposed Rule 2305 and Proposed Rule 316.

4.1

We appreciate the opportunity to review the Draft Environmental Assessment (Draft EA) for the warehouse indirect source rule, a critical regulation that will bring us a step closer to meeting federal and state air quality standards in the South Coast Air Basin. The Draft EA provides a comprehensive analysis of the potential environmental impacts that will result from Proposed Rules 2305 and 316 and demonstrates that the benefits of Proposed Rule 2305 far outweigh any potential adverse impacts. Even under the Air District's conservative "worst-case" approach, the warehouse indirect source rule is expected to result in much-needed emissions reductions and overall air quality improvement.¹

4.2

Diesel trucks travel to and from warehouses in the South Coast every day, emitting harmful air pollutants in one of the worst-polluted regions in the nation.² The Draft EA's robust assessment shows that Proposed Rule 2305 will provide significant emissions reductions of harmful pollutants, including nitrogen oxides and particulate matter, that are needed for attainment.³ In addition, the air quality improvements that will result from this rule will have significant greenhouse gas emissions co-benefits.⁴ This regulation is necessary for our air quality and climate goals, and will provide basic public health protections to overburdened communities living near regulated facilities.⁵ Attainment of federal and state air quality standards will result in health benefits estimated at about \$173 billion, which will be felt in

¹ South Coast Air Quality Management District, Draft Environmental Assessment for Proposed Rule 2305 – Warehouse Indirect Source Rule – Warehouse Actions and Investments to Reduce Emissions (WAIRE) Program and Proposed Rule 316 – Fees for Rule 2305 (Jan. 2021), 4.1-33.

² South Coast Air Quality Management District, Draft Socioeconomic Impact Assessment (Mar. 2021), 4-5.

³ *Id.* at 4.1-16.

⁴ *Id.* at 4.1-26.

⁵ *Id.* at 1-3, 2-6-2-8.

COMMENT LETTER #4 – Coalition of Community and Environmental Organizations (page 2 of 3)

overburdened communities including those who have borne unacceptable health risks from the freight and logistics industry.⁶ Communities living within 0.5 miles of warehouses regulated under this rule have higher asthma and heart attack rates.⁷ Warehouse-adjacent communities in the South Coast are predominantly communities of color and have higher poverty rates.⁸ Proposed Rule 2305 will provide much-needed localized air quality benefits to these communities by reducing emissions of PM_{2.5} and diesel particulate matter from polluting trucks.⁹

4.2
cont.

To ensure that the warehouse indirect source rule meets its stated objectives, we believe that the Air District should select the highest stringency factor analyzed in the Draft EA (0.005 WAIRE Points per WATT). The alternatives analysis demonstrates that a higher stringency of 0.005 will result in greater emissions reductions and is necessary to provide immediate relief to communities living near regulated facilities. According to the Draft EA, a stringency factor of 0.005 – as studied in Alternative C – would provide “ongoing, long-term, and permanent benefits on air quality and public health” that outweigh any potential adverse environmental impacts.¹⁰

4.3

Increasing the stringency factor to 0.005 would result in compliance costs of only \$2.00 per square foot.¹¹ This is an insignificant amount for a booming industry that has seen record lease rates and unprecedented demand amid the covid-19 pandemic.¹² The IEc study shows a 0.005 stringency would result in a maximum of six warehouse relocations, some of which may occur even absent the warehouse indirect source rule.¹³ As is evident from recent industry trends, this rule – even at a compliance cost of \$2.00 per square foot – is unlikely to affect the warehouse industry or cause facilities to relocate.

Thank you for your consideration of these comments on the Draft EA. As with the NOP/IS, we request that all public comments on the Draft EA be made available on the AQMD’s website to encourage full public participation and transparency. We appreciate the Air District staff’s continued work on this important lifesaving regulation.

4.4

Sincerely,

Regina Hsu
Michelle Ghafar
Adrian Martinez
Earthjustice
213-766-1059

⁶ *Id.* at 2-6.

⁷ Draft Socioeconomic Impact Assessment, 5.

⁸ *Id.*

⁹ *Id.* at 1-3, 4.1-15, 6-6.

¹⁰ *Id.* at 5-19.

¹¹ *Id.* at 4.1-14.

¹² See Justin Ho, *As imports boom, warehouses fill up, and businesses face a storage shortage*, Marketplace (Oct. 1, 2020), <https://www.marketplace.org/2020/10/01/imports-boom-warehouses-fill-up-businesses-face-storage-shortage-online-shopping-covid19/>; Greg Cornfield, *Southern California Industrial Real Estate Market: What to Know for 2021*, Commercial Observer (Feb. 3, 2021), <https://commercialobserver.com/2021/02/southern-california-industrial-real-estate-2021-warehouse/>.

¹³ Draft EA, 4-8. See South Coast Air Quality Management District, Draft Staff Report (Mar. 2021), 54 (“One method that assumed all warehouses serve all markets equally found that no warehouses would relocate even with compliance costs of up to \$2/sq. ft. of warehousing space.”).

**COMMENT LETTER #4 – Coalition of Community and Environmental Organizations
(page 3 of 3)**

Alma Marquez
Center for Community Action & Environmental Justice

Taylor Thomas
East Yard Communities for Environmental Justice

Heather Kryczka
Natural Resources Defense Council

Andrea Vidaurre
Peoples Collective for Environmental Justice

Carlo De La Cruz
Sierra Club

Yasmine Agelidis
The Los Angeles County Electric Truck & Bus Coalition

Jessica Tovar
Urban & Environmental Policy Institute

Theral Golden
West Long Beach Association

cc:

Victor Juan
Program Supervisor
South Coast Air Quality Management District

RESPONSE TO COMMENT LETTER #4 – Coalition of Community and Environmental Organizations, dated March 12, 2021

Response 4.1 This is an introductory comment that does not raise any issues related to the proposed project or Draft EA. Therefore, no response is necessary under CEQA.

Response 4.2 This comment summarizes the analysis in the Draft EA and states the need for the proposed project. This comment does not raise any issues related to the proposed project or Draft EA. Therefore, no response is necessary under CEQA.

Response 4.3 Chapter 5, *Alternatives*, of the Draft EA included and evaluated a reasonable range of feasible alternatives to the proposed project. Section 5.4.2.3, *Alternative C: Increased Emission Reduction*, evaluated an alternative that expanded the number of warehouses affected by decreasing the size requirement and/or increasing the rule stringency. As stated on page 5-6, Alternative C considers a stringency as high as 0.0050 WAIRE Points per WATT. As identified in Section, 4.0.1.3.1, *Potential Warehouse Relocations*, with a proposed rule stringency of 0.0025 WAIRE Points per Weighted Annual Truck Trips phased in over a three-year period would not result in any warehouse relocations. However, the Draft EA conservatively analyzed up to three warehouse relocations.

When comparing the environmental adverse impacts and evaluating the effectiveness of achieving the project objectives and providing long-term, permanent beneficial effects of the project alternatives, particularly Alternative C which would be considered as the lowest toxic alternative and environmentally superior alternative to the proposed project, the proposed project balances achieving the project objectives and the potential adverse impacts (see Section 5.8, *Conclusion*). The proposed project with the rule stringency factor of 0.0025 WAIRE Points per WATT along with five alternatives to the proposed project, including Alternative C with the rule stringency factor of 0.0050 WAIRE Points per WATT, will be presented to the South Coast AQMD's Governing Board for consideration and determination.

Response 4.4 South Coast AQMD will post the Final EA at: <http://www.aqmd.gov/home/research/documents-reports/lead-agency-scaqmd-projects>. The Final EA includes public comments on the Draft EA and responses to those public comments received (Final EA, Appendix E).

2.2 COMMENT LETTERS RECEIVED AFTER THE CLOSE OF THE PUBLIC REVIEW AND COMMENT PERIOD

This section includes responses to any comment letters received after 5:00 PM Friday, March 12, 2021. Under CEQA, a lead agency is required to consider comments on the DEIR and to prepare written responses if a comment is received within the public comment period. (Public Resources Code Section 21091(d), CEQA Guidelines Section 15088). Nonetheless, for information purposes, South Coast AQMD has elected to respond to late letters.

COMMENT LETTER #5 – Santa Ynez Band of Chumash Indians (page 1 of 1)***Santa Ynez Band of Chumash Indians******Tribal Elders' Council***

P.O. Box 517 ♦ Santa Ynez ♦ CA ♦ 93460

Phone: (805) 688-7997 ♦ Fax: (805) 688-9578 ♦ Email: elders@santaynezchumash.org

March 22, 2021

South Coast Air Quality Management District
21865 Copley Drive
Diamond Bar, CA 91765

Att.: Ryan Banuelos

Re: Proposed Rule 2305 – Warehouse Indirect Source Rule Notice of Completion of a Draft Environmental Assessment

Dear Mr. Banuelos:

Thank you for contacting the Tribal Elders' Council for the Santa Ynez Band of Chumash Indians.

At this time, the Elders' Council requests no further consultation on this project; however, we understand that as part of NHPA Section 106, we must be notified of the project.

Thank you for remembering that at one time our ancestors walked this sacred land.

5.1

Sincerely Yours,

Kelsie Merrick

Administrative Assistant | Elders' Council and Culture Department
Santa Ynez Band of Chumash Indians | Tribal Hall
(805) 688-7997 ext. 7516
kmerrick@santaynezchumash.org

RESPONSE TO COMMENT LETTER #5 – Santa Ynez Band of Chumash Indians, dated March 22, 2021**Response 5.1**

The comment that the Elders' Council requests no further consultation on this project is noted.

Section 106 of the National Historic Preservation Act (NHPA) is only applicable to projects, activities, or programs either funded, permitted, licensed, or approved by a Federal Agency. However, South Coast AQMD provided a formal notice of the proposed project to all California Native American Tribes that requested to be on the Native American Heritage Commission's (NAHC) notification list per Public Resources Code Section 21080.3.1(b)(1). This included the Santa Ynez Band of Chumash Indians. Furthermore, the provisions of CEQA, Public Resources Code Sections 21080.3.1 et seq. (also known as AB 52), requires meaningful consultation with California Native American Tribes on potential impacts to tribal cultural resources, as defined in Public Resources Code Section 21074. Construction resulting from the proposed project would need to obtain city or county planning department approvals prior to commencement of any construction activities and would be subject to project-level review, including separate tribal consultation under AB 52, as applicable, to address site-specific requests identified by the tribes.

COMMENT LETTER #6 Asian Pacific Planning and Policy Council (page 1 of 2)

April 6, 2021
 Ryan Bañuelos
 Air Quality Specialist, CEQA
 South Coast Air Quality Management District
 21865 Copley Drive
 Diamond Bar, CA 91765
rbanuelos@aqmd.gov

RE: Comments on Draft Environmental Assessment for Proposed Rule 2305 and Proposed Rule 316

Dear Mr. Bañuelos,

On behalf of the A3PCON (Asian Pacific Planning and Policy Council) Environmental Justice Committee, we submit these comments on the South Coast Air Quality Management District's Draft Environmental Assessment for Proposed Rule 2305 and Proposed Rule 316.

6.1

The Asian Pacific Policy and Planning Council (A3PCON) is a coalition of community-based organizations that advocates for the rights and needs of the Asian and Pacific Islander American Community in the greater Los Angeles area, with a particular focus on low income, immigrant, refugee and other disadvantaged sectors of the population. The A3PCON Environmental Justice Committee seeks to develop an engaged and empowered Asian Pacific Islander community that advocates for a healthy, equitable and sustainable earth for all.

We appreciate the opportunity to review the Draft Environmental Assessment (Draft EA) for the warehouse indirect source rule, a critical regulation that will bring us a step closer to meeting federal and state air quality standards in the South Coast Air Basin. The Draft EA provides a comprehensive analysis of the potential environmental impacts that will result from Proposed Rules 2305 and 316 and demonstrates that the benefits of Proposed Rule 2305 far outweigh any potential adverse impacts. Even under the Air District's conservative "worst-case" approach, the warehouse indirect source rule is expected to result in much-needed emissions reductions and overall air quality improvement.¹

Diesel trucks travel to and from warehouses in the South Coast every day, emitting harmful air pollutants in one of the worst-polluted regions in the nation.² The Draft EA's robust assessment shows that Proposed Rule 2305 will provide significant emissions reductions of harmful pollutants, including nitrogen oxides and particulate matter, that are needed for attainment.³ In addition, the air quality improvements that will result from this rule will have significant greenhouse gas emissions co-benefits.⁴

¹ South Coast Air Quality Management District, Draft Environmental Assessment for Proposed Rule 2305 – Warehouse Indirect Source Rule – Warehouse Actions and Investments to Reduce Emissions (WAIRE) Program and Proposed Rule 316 – Fees for Rule 2305 (Jan. 2021), 4.1-33.

² South Coast Air Quality Management District, Draft Socioeconomic Impact Assessment (Mar. 2021), 4-5.

³ *Id.* at 4.1-16.

⁴ *Id.* at 4.1-26.

This regulation is necessary for our air quality and climate goals, and will provide basic public health protections to overburdened communities living near regulated facilities.⁵ Attainment of federal and state air quality standards will result in health benefits estimated at about \$173 billion, which will be felt in overburdened communities including those who have borne unacceptable health risks from the freight and logistics industry.⁶ Communities living within 0.5 miles of warehouses regulated under this rule have higher asthma and heart attack rates.⁷ Warehouse-adjacent communities in the South Coast are predominantly communities of color and have higher poverty rates.⁸ Proposed Rule 2305 will provide much-needed localized air quality benefits to these communities by reducing emissions of PM2.5 and diesel particulate matter from polluting trucks.⁹ 6.1 cont.

The A3PCON Environmental Justice Committee supports THE IMPACT Project's recommendations on the stringency factor analyzed in the Draft EA to improve the warehouse indirect source rule that would provide "ongoing, long-term, and permanent benefits on air quality and public health" that outweigh any potential adverse environmental impacts.¹⁰ The communities we represent are greatly impacted by existing poor air quality in the basin and we need stronger, innovative policies now to improve the overall quality of life in our region.

Thank you for your consideration of these comments on the Draft EA. As with the NOP/IS, we request that all public comments on the Draft EA be made available on the AQMD's website to encourage full public participation and transparency. We appreciate the Air District staff's continued work on this important lifesaving regulation.

Sincerely,

Dean S. Toji, Ph.D., Co-chair
Jan Victor Andansan, Co-chair
Celia Andrade, Co-Chair
A3PCON (Asian Pacific Planning and Policy Council) Environmental Justice Committee

Phone contact: 310-804-6347 (D.S. Toji)

cc:
Victor Juan
Program Supervisor
South Coast Air Quality Management District

⁵ *Id.* at 1-3, 2-6-2-8.

⁶ *Id.* at 2-6.

⁷ Draft Socioeconomic Impact Assessment, 5.

⁸ *Id.*

⁹ *Id.* at 1-3, 4.1-15, 6-6.

¹⁰ *Id.* at 5-19.

**RESPONSE TO COMMENT LETTER #6 – Asian Pacific Planning and Policy Council,
dated April 6, 2021****Response 6.1**

The comment that the Asian Pacific Planning and Policy Council (A3PCOM) Environmental Justice Committee represents is a coalition of community-based organizations that advocates for the rights and needs of the Asian and Pacific Islander American Community in the greater Los Angeles area is noted.

A3PCOM affirms that the Draft EA provides a comprehensive analysis of the environmental impacts of the proposed project and validates that the benefits of the proposed project outweigh any potential adverse impacts. The letter further asserts that the A3PCOM supports the proposed project's stringency factor.

COMMENT LETTER #7 – Vogel Properties, Inc. (page 1 of 1)

From: William Vogel
Sent: Monday, April 19, 2021 3:36 PM
To: Ryan Banuelos <RBanuelos@aqmd.gov>
Cc: Victor Juan <vjuan@aqmd.gov>
Subject: Proposed Rule 2305

To Whom It May Concern;

We were just made aware of this proposed rule to the SCQAMD and vehemently oppose everything that is in it. As an owner of warehouses in the district we cannot fathom a possible need for a warehouse owner to report anything to the SCQAMD. We do not operate the warehouses nor do we operate the trucks that come to and from our warehouses. As a vacant warehouse we have 0% emissions and at all other times our tenants are solely responsible for the operation of the buildings including utilities consumed thereby.

As an operator of a warehouse of more than 100 SF (which is a number that is growing at a rapid pace) you don't have to be the biggest fish in the ocean anymore. This will be putting undue stress on our mom & pop operators who are already struggling to get by thanks to the Governor shutting down more than half of the state for almost one whole year. If you want the whole trucking industry to adopt fuel efficient trucks, focus on the trucking operators and not the building owners or the companies that warehouse in them.

Adopting electric trucks will only help to quicken the states already degrading electrical infrastructure that can be blamed for rolling blackouts during times of high demand, especially at night which is when everyone plugs in, as well as the public fiascos such as the massive fires up north and throughout SoCal for almost a decade. Half of our buildings aren't even supplied with enough power to allow for plugins and that can't be fixed by us as the utility never buried enough line in the city streets in order to serve that type of demand.

We already have tenants leaving the state in droves and I expect this will hurry that up over the next couple of years. If you want to keep the state's tax income rolling through the doors, start worrying about helping businesses grow and prosper and providing power to folks year round without blackouts or polluting fires. At this rate, there won't be anyone left here to breathe the air you purport to care about keeping clean.

William D. Vogel II
President
Vogel Properties, Inc.

300 Paseo Tesoro
Walnut, CA 91789

Office: (909) 598-7065
Mobile: (714) 932-2750

7.1

RESPONSE TO COMMENT LETTER #7 – Vogel Properties, Inc., dated April 19, 2021**Response 7.1**

The comment does not raise any issues related to the proposed project's impact on the physical environment under CEQA. The proposed project, with the currently proposed rule stringency, is not expected to cause cargo shippers to divert to other ports in the country. However, for the purpose of the environmental analysis, the Draft EA assumed some cargo growth shipping diversion and included an evaluation on potential effects from cargo growth diversion associated with the currently proposed rule stringency (see Chapter 4.0, Section 4.0.1.3.2, *Cargo Growth Diversion*, and Chapter 4.1, *Air Quality and Greenhouse Gas Emissions*, and Chapter 4.2, *Energy*). See also Response to Comments 1.11, 1.15, and 1.16 regarding the proposed project's impacts to the electricity grid.

SOUTH COAST AIR QUALITY MANAGEMENT DISTRICT

Final Socioeconomic Impact Assessment for Proposed Rule 2305 – Warehouse Indirect Source Rule – Warehouse Actions and Investments to Reduce Emissions (WAIRE) Program and Proposed Rule 316 – Fees for Rule 2305

May 2021

Deputy Executive Officer

Planning, Rule Development, and Area Sources
Sarah L. Rees, Ph.D.

Assistant Deputy Executive Officer

Planning, Rule Development, and Area Sources
Ian MacMillan

Authors:

Paul Stroik, Ph.D., Air Quality Specialist
Ryan Finseth, Ph.D., Air Quality Specialist

Technical Assistance:

Caitlin Dawson, Air Quality Specialist
Victor Juan, Program Supervisor
Farimah Shirmohammadi, Air Quality Specialist
Brian Vlasich, Air Quality Specialist

Reviewed By:

Shah Dabirian, Ph.D., Program Supervisor
Barbara Baird, Chief Deputy Counsel
Veera Tyagi, Principal Deputy District Counsel

**SOUTH COAST AIR QUALITY MANAGEMENT DISTRICT
GOVERNING BOARD**

Chairman: DR. WILLIAM A. BURKE
Speaker of the Assembly Appointee

Vice Chairman: BEN BENOIT
Mayor Pro Tem, Wildomar
Cities of Riverside County

MEMBERS:

LISA BARTLETT
Supervisor, Fifth District
County of Orange

JOE BUSCAINO
Council Member, 15th District
City of Los Angeles Representative

MICHAEL A. CACCIOTTI
Mayor Pro Tem, South Pasadena
Cities of Los Angeles County/Eastern Region

VANESSA DELGADO
Senate Rules Committee Appointee

GIDEON KRACOV
Governor's Appointee

SHEILA KUEHL
Supervisor, Third District
County of Los Angeles

LARRY MCCALLON
Mayor Pro Tem, Highland
Cities of San Bernardino County

V. MANUEL PEREZ
Supervisor, Fourth District
County of Riverside

REX RICHARDSON
Vice Mayor, City of Long Beach
Cities of Los Angeles County/Western Region

CARLOS RODRIGUEZ
Mayor Pro Tem, Yorba Linda
Cities of Orange County

JANICE RUTHERFORD
Supervisor, Second District
County of San Bernardino

EXECUTIVE OFFICER:

WAYNE NASTRI

TABLE OF CONTENTS

EXECUTIVE SUMMARY.....	ES-1
INTRODUCTION.....	1
LEGISLATIVE MANDATES.....	2
South Coast AQMD Governing Board Resolutions.....	2
Health and Safety Code Requirements.....	2
COMMUNITY PROFILE.....	3
AFFECTED INDUSTRIES/FACILITIES.....	7
Affected Industries and Industry Profile.....	7
Small Business.....	11
COMPLIANCE COSTS.....	12
Methods and Sources of Data.....	12
Zero and Near-Zero Emission Truck Acquisition and Usage.....	13
ZE and NZE Emission Truck Visits from a Non-Owned Fleet	16
Electric Vehicle Charger Acquisition and Usage	18
Hydrogen Filling Station Acquisition and Usage Methods	19
ZE Yard Truck Acquisition and Usage.....	19
Solar Panel Acquisition and Usage.....	19
High-Efficiency Filter Systems Acquisition and Replacement Filters	19
TRU Plug Acquisition and Usage	19
Pay Mitigation Fee.....	20
Administrative Costs.....	20
Scenario Analysis.....	21
JOBS AND OTHER SOCIOECONOMIC IMPACTS.....	26
Competitiveness	38
CEQA ALTERNATIVES.....	42
PUBLIC HEALTH BENEFITS.....	44
REFERENCES.....	55
APPENDIX I – Peer Review of PR 2305 Draft Socioeconomic Impact Assessment & South Coast AQMD Response to Comments.....	56
APPENDIX II – Peer Review of Industrial Economics, Inc. (IEc) Socioeconomic Analysis of Warehouse Relocations, IEc Response to Comments, and South Coast AQMD Response to Comments.....	68
APPENDIX III – IEc Socioeconomic Analysis of Warehouse Relocations, IEc Response to Comments, and South Coast AQMD Response to Comments.....	87

EXECUTIVE SUMMARY

A socioeconomic analysis was conducted to assess the potential impacts of Proposed Rule (PR) 2305 – Warehouse Indirect Source Rule – Warehouse Actions and Investments to Reduce Emissions (WAIRE) Program and Proposed Rule 316 – Fees for Rule 2305 on the four-county region of Los Angeles, Orange, Riverside, and San Bernardino. A summary of the analysis and findings is presented below.

<p>Elements of Proposed Amendments</p>	<p>Proposed Rule (PR) 2305 – Warehouse Indirect Source Rule – Warehouse Actions and Investments to Reduce Emissions (WAIRE) Program and PR 316 – Fees for Rule 2305 would apply to operators and owners of existing and new warehouses.</p> <p>PR 2305 would be applicable to any existing or new warehouse located in South Coast AQMD’s jurisdiction with an indoor warehouse floor space equal to or greater than 100,000 square feet within a single building that may be used for warehousing activities by one or more warehouse operators.</p> <p>PR 2305 would require warehouses subject to the rule to annually take actions which either reduce emissions regionally and/or locally or that facilitate emission reductions.</p> <p>Warehouse owners or operators would be subject to an annual WAIRE Points Compliance Obligation (WPCO). WAIRE Points can be earned by selecting from the following implementation measures in the WAIRE Menu: 1) acquiring and/or using near-zero-emission (NZE) and zero-emission (ZE) trucks; 2) acquiring and/or using ZE yard trucks; 3) installing and/or using ZE charging/fueling infrastructure (e.g., electric charger or hydrogen fuel station) for cars, trucks, and/or transport refrigeration units (TRUs); 4) installing and/or using onsite solar panels; and 5) installing MERV 16 or greater filters or filter systems in residences, schools, daycares, hospitals, or community centers.</p> <p>WAIRE Points may be earned only for “surplus” actions which go beyond existing federal and state regulations already applicable to warehouse owners or operators earning WAIRE Points. In lieu of satisfying the WPCO via implementation measures, warehouse owners or operators may choose the option to pay a mitigation fee to the South Coast AQMD which would be used in a mitigation program to achieve emissions reduction in the same region as the warehouse.</p> <p>PR 316 – Fees for Rule 2305 establishes fees to recover South Coast AQMD administrative costs associated with ensuring compliance, such as submittal and review of various notifications and reports, implementing an incentive program using up to 6.25% of the mitigation fees from warehouse operators that pay a mitigation fee, as well as compliance activities such as conducting desktop audits, onsite inspections, and reviewing records.</p>
---	--

Community Profile	<p>CalEnviroScreen 3.0 (CES 3.0) GIS data was used to quantify the environmental burdens, prevalence of existing health conditions, and the population demographics in communities adjacent to PR 2305 warehouses. Based on population-weighted averages, these communities face substantially higher burden than the district as a whole.</p> <p>The population within 0.5 miles of a large warehouse has a population-weighted average CES 3.0 Score of 46.6 (85th percentile statewide), while the South Coast AQMD jurisdiction has a population-weighted average CES 3.0 Score of 33.9 (67th percentile statewide). Risks posed from PM_{2.5} and diesel PM are also higher for populations located within 0.5 miles of warehousing facilities.</p> <p>Communities within 0.5 miles have an average asthma rate of 56 per 10,000 individuals (64th percentile) and experience heart attacks at a rate of 9.2 per 10,000 individuals (65th percentile). Comparably, the district-wide percentiles for asthma and cardiovascular incidence rates are 53rd and 57th, respectively.</p> <p>Warehouse-adjacent communities are 62.1% Hispanic and 7.6% African American, while the district-wide population is 45.4% Hispanic and 6.5% African American. In addition, the warehouse-adjacent communities experience poverty at a higher rate (46.7%) than non-warehouse-adjacent communities (38.2%).</p>
Potentially Affected Facilities and Industries	<p>PR 2305 is expected to potentially affect 3,995 warehouse operators at 2,902 warehouses classified under a variety of industry codes, mainly in the goods-movement industries of construction (NAICS 23), manufacturing (NAICS 31-33), wholesale trade (NAICS 42), retail trade (NAICS 44-45), and transportation and warehousing (NAICS 48-49). Of the 3,995 warehouse operators potentially affected by PR 2305, 1,964 are estimated to be in Los Angeles (LA) County, 468 estimated to be in Orange (OR) County, 470 estimated to be in Riverside (RV) County, and 1,093 estimated to be in San Bernardino (SB) County.</p>
Cost Assumptions	<p>All dollar figures presented in 2018 dollars.</p> <p>Purchases of ZE and NZE emission equipment is modeled as a one-time capital cost. Costs/savings resulting from the subsequent use of ZE and NZE equipment is modeled as recurring operating and maintenance (O&M) costs.</p> <p>The potential menu options available to facilities to meet compliance obligations are:</p> <ul style="list-style-type: none"> ▪ ZE and NZE Truck Acquisitions (Capital Cost) and Usage (O&M Cost) ▪ ZE and NZE Truck Visits from a Non-Owned Fleet (O&M) ▪ Electric Vehicle Charger Acquisition (Capital) and Usage (O&M) ▪ Hydrogen Filling Station Acquisition (Capital) and Usage (O&M) ▪ ZE Yard Truck Acquisition (Capital) and Usage (O&M) ▪ Solar Panel Acquisition (Capital) and Usage (O&M) ▪ High-Efficiency Filter Systems Acquisition (Capital) and Replacement Filters (O&M) ▪ TRU Plug Acquisition (Capital) and Usage (O&M) ▪ Pay Mitigation Fee (O&M)

Facilities are also expected to incur recurring O&M costs related to notification and reporting of compliance attainment.

Zero and Near-Zero Emission Truck Acquisition and Usage

Capital costs of Diesel, NZE, and ZE trucks are presented in the tables below. Diesel and NZE capital costs are assumed to remain constant across the entire compliance period. Incremental costs for NZE Class 8 and NZE Class 6 acquisitions are assumed to be \$65,000 and \$30,000, respectively, based on analysis included in the WAIRE Technical Report. The incremental acquisition cost for ZE trucks is set equal to the difference between the capital cost of each ZE truck and its diesel equivalent. An 8% sales tax is also applied to each ZE truck purchase and an additional 12% federal excise tax applies to all ZE Class 8 purchases.

Capital Costs for Diesel Truck Acquisitions

Vehicle Class	Diesel
Class 2b-3	\$50,000
Class 6	\$85,000
Class 8	\$130,000

Capital Cost by ZE Truck Class and Year (Pre-Tax)

Year	ZE Class 8	ZE Class 6	ZE Class 2b-3
2022	\$292,544	\$155,055	\$71,920
2023	\$246,948	\$143,904	\$68,318
2024	\$201,351	\$133,554	\$64,896
2025	\$194,134	\$128,321	\$63,635
2026	\$188,312	\$124,112	\$62,599
2027	\$183,371	\$120,563	\$61,684
2028	\$178,870	\$117,345	\$60,829
2029	\$174,809	\$114,456	\$60,035
2030	\$170,748	\$111,568	\$59,241
2031	\$170,748	\$111,568	\$59,241

Recurring costs associated with the use/visits of facility-owned NZE and ZE trucks is done on a per-mile basis. Per-mile usage costs resulting from fuel consumption and other costs (including maintenance, fees, insurance, and mid-life costs) were calculated for all truck classes and fuel types.

ZE and NZE Emission Truck Visits from a Non-Owned Fleet

The cost of hiring visits from clean trucks is assumed to be based on the per mile total cost of ownership (TCO) for each truck class and fuel type. More specifically, the incremental cost resulting from third-party owned ZE and NZE trucks is assumed to be

the incremental per mile TCO cost (or savings) of clean trucks when compared to the per mile TCO cost of diesel trucks.

A TCO analysis was performed for each truck class and fuel type used for compliance. A 12-year useful life is assumed for all trucks, with a 3-year payback period for equipment costs. The TCO for all diesel and NZE trucks is constant over the compliance period and does not vary based on the year purchased. Because capital costs for ZE trucks are assumed to decline over time, the TCO does vary by purchase year.

Incremental Costs per Visit from a Non-Owned Fleet for All Truck Classes and Fuel Types Purchased in Year 2022

Truck	Cost per Visit
NZE Class 8	\$11.43
NZE Class 6	\$0.93
ZE Class 8	\$98.13
ZE Class 6	-\$0.21
ZE Class 2b-3	\$10.98

Electric Vehicle Charger Acquisition and Usage

Electric vehicle charger costs are calculated on a per unit basis, where construction and permitting costs are incurred on a project basis. The cost is assumed to be \$30,000 per charger. Construction mobilization cost is assumed to be \$10,000 per project with permitting and charger energization costs are assumed to be \$70,000 per project.

Hydrogen Filling Station Acquisition and Usage

Total installed cost is \$2,000,000 per 700 kg/day project. Each Class 8 Truck is assumed to use 2,440 kg/year of hydrogen. Hydrogen usage costs are assumed to decline over time from roughly \$9.75/kg in 2020 to \$6.20/kg in 2031.

ZE Yard Truck Acquisition and Usage

The one-time incremental cost is assumed to be \$210,000 per truck. ZE yard truck capital costs are expected to decline over time due to projected future decreases in battery costs. Each ZE yard truck is assumed to operate for 1,000 hours per year for a total annual usage cost of \$6,250 per yard.

Solar Panel Acquisition and Usage

The price for a rooftop solar panel system (including installation) is set \$2.80 per kW, resulting in a total installed cost of \$280,000 for a 100 kW solar panel system. Solar panel usage is assumed to result in a net savings of \$0.17 per kWh generated. Each 100 kW system has an estimated electrical generation of 165,000 kWh annually.

High-Efficiency Filter Systems Acquisition and Replacement Filters

The estimated costs analyzed for the installation of 25 air filter systems with MERV 16 air filters is \$65,000. The cost for the replacement/installation of 200 MERV 16 air filters is \$60,000.

	<p>TRU Plug Acquisition and Usage The per unit cost of a TRU plug is assumed to be \$1,600. Associated construction and permitting costs are assumed to be \$4,700 and \$7,000 per installation project, respectively. Each installed TRU is assumed to consume 10,658 kWh of electricity annually. Assuming a rate of \$0.18/kWh, annual TRU usage cost is set to \$1,918.</p> <p>Pay Mitigation Fee In lieu of earning WAIRE Points from equipment acquisitions and usage, all facilities may choose to pay a fee of \$1,000 for each WAIRE Point in their WPCO attributed to their facility in every year of compliance.</p> <p>Administrative Costs All operators are also expected to incur expenses related to fees outlined in Rule 316 for Warehouse Operations Notifications (\$29.51/submission), Initial Site Information Reports (\$140.68/submission), and Annual WAIRE Reports (\$392.50/submission).</p> <p>All warehouse operators are also expected to incur costs associated with the reporting related to compiling all relevant compliance data and submitting the information as required by PR 2305. This type of reporting is estimated to be no more than 25 hours of work totaling \$1,250 per year.</p> <p>Many facilities already track and record the necessary truck trip information as part of their normal course of business. However, as a conservative approach for this study, all facilities are assumed to begin recording this data only due to PR 2305. To estimate truck traffic for determining compliance obligations, it is assumed all facilities will install two cameras at a one-time cost of \$2,000 per facility. Staff time will also be required for reviewing recordings. It is conservatively estimated that 144 hours per year (at \$50/hr.) for a total annual cost of \$7,200 per facility.</p> <p>It is also expected that facilities that elect to meet compliance obligations through ZE or NZE truck visits will incur additional costs related to truck tracking. For this analysis, it is assumed that tracking will be done through truck driver surveys and is expected to take one hour of work per week (at \$50/hr.) for a total annual cost of \$2,600 per facility.</p> <p>Facilities that choose to meet their compliance obligations through payment of the mitigation fee are subject to an additional fee equal to 6.25% of the amount of mitigation fee paid as outlined in Proposed Rule 316(f).</p> <p>Total annual administrative costs are expected to range from approximately \$8,900 to \$11,500 per facility per year. Facilities are also expected to incur one-time costs for camera purchase and installation, a Warehouse Operations Notifications Fee, and an Initial Site Information Report Fee.</p>
<p>Scenario Compliance Costs</p>	<p>To estimate the potential impacts of PR 2305 and PR 316, cost estimates for 19 different scenarios were developed to show the range of potential compliance outcomes. A description of the 19 scenarios analyzed is included in Table 15 of this report.</p>

Each scenario is structured to follow a series of choices a warehouse operator may make based on compliance choices from a previous year. As a bounding analysis approach, all warehouses were assumed to only comply with a single scenario approach from 2022 through 2031.

For these scenario analyses, all 2,902 potentially affected facilities were modeled for every year from 2022-2031 using their square footage and the applicable average trip generation rates to determine their compliance obligation. The amount of warehousing space was assumed to grow 1.8% per year, consistent with analysis from SCAG.

A cost summary for all 19 scenarios is included in the table below:

	Equipment	Discounted Total Cost - NPV 4% (in millions)	Average Annual Cost (in millions)	Average Annual Cost (\$/sq. ft)
Sc1	NZE Class 8	\$1,103	\$127	\$0.16
Sc2	NZE Class 8	\$1,220	\$139	\$0.17
Sc3	NZE Class 8	\$374	\$45	\$0.06
Sc4	NZE Class 8	\$750	\$94	\$0.12
Sc5	ZE Class 8	\$942	\$112	\$0.14
Sc6	ZE Class 6 & 8	\$1,604	\$187	\$0.23
Sc7	Mitigation Fee	\$5,264	\$670	\$0.83
Sc7a	Mitigation Fee	\$985	\$114	\$0.14
Sc8	NZE Class 6	\$1,627	\$184	\$0.23
Sc9	NZE Class 6	\$468	\$59	\$0.07
Sc10	ZE Class 6	-\$87	-\$13	-\$0.02
Sc11	Solar	\$9,712	\$979	\$1.21
Sc12	ZE Class 8	\$7,445	\$837	\$1.04
Sc13	ZE Class 2b-3	\$753	\$82	\$0.10
Sc14	ZE Class 2b-3	\$978	\$119	\$0.15
Sc15	Filter System	\$5,057	\$635	\$0.79
Sc16	Filter	\$4,953	\$622	\$0.77
Sc17	TRU	\$46	\$6	\$0.70
Sc18	Yard Trucks	\$1,029	\$120	\$0.15

Average annual costs range from -\$12.6M/yr. (or -\$0.02/sq. ft./yr.) for the lowest cost scenario (Scenario 10: ZE Class 6 Visits from a Non-owned Fleet) up to \$979.0M/yr. (or \$1.21/sq. ft./yr.) for the highest cost scenario (Scenario 11: Solar Panel Installations).

The costs presented here are default calculations broadly applicable to the industry, however individual warehouse operators may identify different specific costs for their operations. Warehouse operators are assumed to gravitate towards the lowest cost options

	for their specific situations. The maximum cost warehouse operators would be expected to incur is \$0.83/sq. ft./yr. resulting from the mitigation fee scenario.						
Jobs and Other Socioeconomic Impacts	<p style="text-align: center;">PR 2305 Expected Annual Foregone Jobs (2022-2031)</p> <table border="1"> <thead> <tr> <th>Cost scenario</th><th>Annual foregone jobs (% of total jobs in LA, OR, RV, and SB counties)</th></tr> </thead> <tbody> <tr> <td>Low-cost scenario (4% interest rate)</td><td>-240 (-0.002%)</td></tr> <tr> <td>High-cost scenario (4% interest rate)</td><td>11,100 (0.10%)</td></tr> </tbody> </table> <p>Based on the above assumptions, the compliance cost of PR 2305, and the application of the Regional Economic Models, Inc. (REMI) model, it is projected -240 – 11,100 jobs will be forgone on average annually from 2022 - 2031 in total across all South Coast AQMD industries for the low-cost (Scenario 10) and high-cost (Scenario 7) scenarios. Scenario 10 assumes all potentially affected warehouse operators comply with PR 2305 through third party visits from Class 6 zero-emission vehicles, while Scenario 7 assumes all potentially affected warehouse operators comply with PR 2305 by paying a mitigation fee and not receiving any funds from the mitigation fee for future compliance with PR 2305. These projected job forgone impacts represent about -0.002% - 0.10% of total employment in the four-county region.</p> <p>Retail trade (NAICS 44-45) and construction (NAICS 23) are expected to bear most of the estimated total compliance cost of PR 2305, with around an estimated total 0 – 3,100 jobs forgone on average annually between 2022 to 2031 for the low-cost (Scenario 10) and high-cost (Scenario 7) scenarios. These forgone jobs are estimated to occur from both direct rule compliance costs, as well as indirect effects of a large group of facilities directing funds away from projects/spending into sectors like retail trade and construction.</p> <p>Estimated forgone jobs are not currently existing jobs which are lost in the future. Rather they are jobs which were expected to be created in the future which no longer are expected to be created, as the total number of jobs in the compliance period is higher than the total number of jobs before the compliance period. Additionally, the negative jobs forgone values presented for Scenario 10 are indicative of estimated additional jobs created if all facilities complied in the manner modeled in Scenario 10.</p>	Cost scenario	Annual foregone jobs (% of total jobs in LA, OR, RV, and SB counties)	Low-cost scenario (4% interest rate)	-240 (-0.002%)	High-cost scenario (4% interest rate)	11,100 (0.10%)
Cost scenario	Annual foregone jobs (% of total jobs in LA, OR, RV, and SB counties)						
Low-cost scenario (4% interest rate)	-240 (-0.002%)						
High-cost scenario (4% interest rate)	11,100 (0.10%)						
Competitiveness	<p>As a result of PR 2305 being implemented, South Coast AQMD staff expects no warehouse relocation and minimal goods movement diversion. These conclusions are made from warehouse relocation estimation work performed by Industrial Economics, Inc. for South Coast AQMD, along with the Port of Los Angeles (POLA) and Port of Long Beach (POLB) clean truck fund rate study.</p> <p>Minimal effects on warehousing demand is expected as evidenced from historical trends in industrial rent prices and warehouse availability. Industrial rental prices in the South Coast AQMD jurisdiction have risen around 63% from 2012 to 2019, from \$5.88 per square foot to \$9.60 per square foot. Over the same time overall warehouse capacity within the South Coast AQMD jurisdiction has risen from 500 million square feet to around 700 million, with vacancy rates falling from around 6% to around 4%. These trends in warehousing operation costs with a concurrent increase in warehouse capacity</p>						

	<p>and decrease in warehouse vacancy lead South Coast AQMD staff to believe PR 2305 would have little effect on regional competitiveness.</p> <p>One competitiveness concern is how PR 2305 may increase annual operating costs in an example warehouse affected by PR 2305. Consider a hypothetical 500,000 sq. ft. warehouse operator. Further consider a low- and high-cost compliance scenario, e.g. Scenario 7a with an average annual compliance cost of \$0.14/sq. ft. and Scenario 7 with an average annual compliance cost of \$0.83/sq. ft. This warehouse is expected to incur an annual PR 2305 compliance cost between \$70,000 and \$415,000. In comparison, annual operating expenses for this warehouse are estimated to be \$13 million according to a 2015 Boyd Company report. This implies the cost of complying with PR 2305 for this example warehouse falls between 0.5% - 3.2% of average annual operating expenses.</p>																																
Impacts of CEQA Alternatives	<p>There are five CEQA alternatives associated with PR 2305. Alternative A, the no project alternative, would mean PR 2305 would not be adopted. Alternative B (less stringent with less emission reduction) increases minimum square feet required to be affected by PR 2305, delays the initial compliance date by one year, and relaxes the rule stringency down to 0.0001. Alternative C (more stringent with more emission reductions) increases rule stringency to 0.005 and increases the stringency phase-in period to seven years. Alternative D (no zero emission) allows for all compliance actions except for zero-emission ones. Alternative E (no natural gas) allows for all compliance actions except for natural gas ones.</p> <table><tr><th></th><th colspan="3">Average Annual, 2022-2031</th></tr><tr><th>Alternatives</th><th>Cost</th><th>Jobs Foregone</th><th>DCF Cost-Effectiveness, 4%; \$ per ton NOx</th></tr><tr><td>Proposed Amendments</td><td>-\$12,600,000 - \$670,200,000</td><td>-240 – 11,100</td><td>-\$11,000 - \$101,000</td></tr><tr><td>Alternative A - No Project</td><td>-</td><td>-</td><td>-</td></tr><tr><td>Alternative B - Decreased Emission Reductions</td><td>\$20,600,000 - \$37,300,000</td><td>150 – 490</td><td>\$139,000 - \$181,000</td></tr><tr><td>Alternative C - Increased Emission Reductions</td><td>-\$60,000,000 - \$1,015,000,000</td><td>-670 – 16,100</td><td>-\$35,000 - \$100,000</td></tr><tr><td>Alternative D - All Natural Gas Options Only</td><td>\$45,000,000 - \$670,200,000</td><td>410 – 11,100</td><td>\$32,000 - \$101,000</td></tr><tr><td>Alternative E - All Electric Options Only</td><td>-\$12,600,000 - \$670,200,000</td><td>-240 - 11,100</td><td>-\$11,000 - \$101,000</td></tr></table>		Average Annual, 2022-2031			Alternatives	Cost	Jobs Foregone	DCF Cost-Effectiveness, 4%; \$ per ton NOx	Proposed Amendments	-\$12,600,000 - \$670,200,000	-240 – 11,100	-\$11,000 - \$101,000	Alternative A - No Project	-	-	-	Alternative B - Decreased Emission Reductions	\$20,600,000 - \$37,300,000	150 – 490	\$139,000 - \$181,000	Alternative C - Increased Emission Reductions	-\$60,000,000 - \$1,015,000,000	-670 – 16,100	-\$35,000 - \$100,000	Alternative D - All Natural Gas Options Only	\$45,000,000 - \$670,200,000	410 – 11,100	\$32,000 - \$101,000	Alternative E - All Electric Options Only	-\$12,600,000 - \$670,200,000	-240 - 11,100	-\$11,000 - \$101,000
	Average Annual, 2022-2031																																
Alternatives	Cost	Jobs Foregone	DCF Cost-Effectiveness, 4%; \$ per ton NOx																														
Proposed Amendments	-\$12,600,000 - \$670,200,000	-240 – 11,100	-\$11,000 - \$101,000																														
Alternative A - No Project	-	-	-																														
Alternative B - Decreased Emission Reductions	\$20,600,000 - \$37,300,000	150 – 490	\$139,000 - \$181,000																														
Alternative C - Increased Emission Reductions	-\$60,000,000 - \$1,015,000,000	-670 – 16,100	-\$35,000 - \$100,000																														
Alternative D - All Natural Gas Options Only	\$45,000,000 - \$670,200,000	410 – 11,100	\$32,000 - \$101,000																														
Alternative E - All Electric Options Only	-\$12,600,000 - \$670,200,000	-240 - 11,100	-\$11,000 - \$101,000																														
Public Health Benefits	<p>Public health benefits resulting from compliance with PR 2305 are calculated using an incidence per ton (IPT) methodology, developed by the U.S. Environmental Protection Agency. The IPT methodology is an approximation based on the general assumption that the relationship between emissions and adverse health outcomes is linear. IPT factors for</p>																																

NOx and direct PM emissions were generated based on the detailed air quality and health impact modeling completed for the 2016 Air Quality Management Plan.

PR 2305 is expected to result in 150 to 300 fewer deaths, 2,500 to 5,800 fewer asthma attacks, and 9,000 to 20,000 fewer work loss days from 2022-2031. Expected total discounted monetized public health benefits range from \$1.2 to \$2.7 billion over the compliance period. The corresponding expected total discounted costs of complying with PR 2305 are \$0.8 to \$1.1 billion over the compliance period of 2022-2031. Most scenarios modeled show about a 3:1 ratio of public health benefits compared to rule costs. Discounted total monetized health benefits and total discounted costs for each modeled scenario are included in the table below.

	<u>Equipment</u>	<u>Discounted Total Costs NPV (4%)</u>	<u>Discounted Total Benefits NPV (4%)</u>
<u>Sc1</u>	<u>NZE Class 8</u>	<u>\$1,103</u>	<u>\$2,713</u>
<u>Sc2</u>	<u>NZE Class 8</u>	<u>\$1,220</u>	<u>\$2,954</u>
<u>Sc3</u>	<u>NZE Class 8</u>	<u>\$374</u>	<u>\$3,615</u>
<u>Sc4</u>	<u>NZE Class 8</u>	<u>\$750</u>	<u>\$2,613</u>
<u>Sc5</u>	<u>ZE Class 8</u>	<u>\$942</u>	<u>\$2,611</u>
<u>Sc6</u>	<u>ZE Class 6 & 8</u>	<u>\$1,604</u>	<u>\$1,101</u>
<u>Sc7</u>	<u>Mitigation Fee</u>	<u>\$5,264</u>	<u>\$13,474</u>
<u>Sc7a</u>	<u>Mitigation Fee</u>	<u>\$985</u>	<u>\$2,473</u>
<u>Sc8</u>	<u>NZE Class 6</u>	<u>\$1,627</u>	<u>\$1,905</u>
<u>Sc9</u>	<u>NZE Class 6</u>	<u>\$468</u>	<u>\$2,239</u>
<u>Sc10</u>	<u>ZE Class 6</u>	<u>-\$87</u>	<u>\$2,449</u>
<u>Sc11</u>	<u>Solar</u>	<u>\$9,712</u>	<u>\$7,744</u>
<u>Sc12</u>	<u>ZE Class 8</u>	<u>\$7,445</u>	<u>\$1,372</u>
<u>Sc13</u>	<u>ZE Class 2b-3</u>	<u>\$753</u>	<u>\$1,212</u>
<u>Sc14</u>	<u>ZE Class 2b-3</u>	<u>\$978</u>	<u>\$1,340</u>
<u>Sc15</u>	<u>Filter System</u>	<u>\$5,057</u>	<u>=</u>
<u>Sc16</u>	<u>Filter</u>	<u>\$4,953</u>	<u>=</u>
<u>Sc17</u>	<u>TRU</u>	<u>\$46</u>	<u>\$221</u>
<u>Sc18</u>	<u>Yard Trucks</u>	<u>\$1,029</u>	<u>\$136</u>

The linearity assumption underpinning the IPT and BPT methodologies employed here is an approximation which ignores complex chemistry, precursor pollutant interactions, and finer-scale geographical effects. To get a refined estimate of the expected reduction in adverse health outcomes resulting from PR 2305, one would need to undertake a detailed analysis similar to the CMAQ and BenMAP modeling performed for the 2016 AQMP, however the level of information needed for that style of analysis is not available given the wide variety of options available for compliance. The screening analysis shown here is therefore the most appropriate and consistent with similar analyses conducted by CARB and EPA.

INTRODUCTION

Proposed Rule (PR) 2305 – Warehouse Indirect Source Rule – Warehouse Actions and Investments to Reduce Emissions (WAIRE) Program and PR 316 – Fees for Rule 2305 would apply to operators and owners of existing and new warehouses. These warehouses are used to receive, store, and serve as a distribution point for goods. The majority of emissions associated with warehouses are from on-road vehicles such as trucks that deliver goods, and off-road vehicles such as cargo handling equipment. PR 2305 would require warehouses subject to the rule to annually take actions which directly reduce or facilitate reduction of regional and local emissions and/or pollution exposure.

If adopted, PR 2305 would be applicable to any existing or new warehouse located in South Coast AQMD’s jurisdiction with an indoor warehouse floor space of 100,000 square feet or above within a single building usable for warehousing activities by one or more warehouse operators. Warehouse operators are applicable to PR 2305 if their indoor warehouse floor space is 50,000 square feet or above within one of these warehouses. At the time of this analysis, approximately 3,320 facilities located throughout South Coast AQMD’s jurisdiction would be subject to PR 2305. An estimated 418 of these facilities are expected to only be subject to reporting requirements, and the remaining 2,902 warehouses would be required to comply with additional air quality improvement measures.

Warehouse owners or operators of these 2,902 warehouses would be subject to an annual WAIRE Points Compliance Obligation (WPCO). WAIRE Points can be earned by selecting from the following implementation measures in the WAIRE Menu: 1) acquiring and/or using near-zero emissions (NZE) and zero emission (ZE) trucks; 2) acquiring and/or using ZE yard trucks; 3) installing and/or using ZE charging/fueling infrastructure (e.g., electric charger, hydrogen fuel station) for cars, trucks, and/or transport refrigeration units (TRUs); 4) installing and/or using onsite solar panels; and 5) installing MERV 16 or greater filters or filter systems in residences, schools, daycares, hospitals, or community centers. In addition, warehouse operators may apply to earn WAIRE Points through a Custom WAIRE Plan specific to their operations that satisfies prescribed performance metrics. Custom WAIRE Plans could include measures like installing offsite fueling/charging infrastructure or implementing new onsite practices to reduce air quality impacts from electricity consumption (such as installing and operating battery storage, or energy management systems to shift when electricity is used).¹

WAIRE Points may be earned only for “surplus” actions that go beyond existing federal and state regulations with which warehouse owners or operators earning WAIRE Points must comply. In lieu of satisfying the WPCO via implementation measures, warehouse owners or operators may choose the option to pay a mitigation fee to the South Coast AQMD that would be used in a mitigation program to achieve emissions reductions in the community of the facility using this compliance option. Similar to the measures used to earn WAIRE Points, the mitigation program would implement measures such as subsidizing the purchase of NZE ZE trucks and/or the installation of charging and fueling infrastructure for ZE trucks. The environmental impacts

¹ Given the uncertainty regarding Custom WAIRE Plans, they are not included as a part of the cost analysis performed in this Socioeconomic Impact Assessment.

associated with the mitigation program are similar to implementation of measures to earn WAIRE Points from the WAIRE Menu.

In addition, South Coast AQMD staff has developed PR 316 – Fees for Rule 2305 to establish fees to recover South Coast AQMD administrative costs associated with ensuring compliance, such as submittal and review of various notifications and reports, Custom WAIRE Plan application evaluation, implementing an incentive program using fees from warehouse operators that choose to pay a mitigation fee,² as well as compliance activities such as conducting desktop audits, onsite inspections, and reviewing records.

Implementation of the proposed project is expected to result in NO_x and PM, including DPM, emission reductions and reduced associated public health impacts from warehouse activities which is expected to vary depending on the implementation measures employed.

LEGISLATIVE MANDATES

The legal mandates directly related to the assessment of the proposed rule include South Coast AQMD Governing Board resolutions and various sections of the California Health & Safety Code.

South Coast AQMD Governing Board Resolutions

On March 17, 1989 the South Coast AQMD Governing Board adopted a resolution that calls for an economic analysis of regulatory impacts that includes the following elements:

- Affected industries
- Range of probable costs
- Cost-effectiveness of control alternatives
- Public health benefits

Health & Safety Code Requirements

The state legislature adopted legislation which reinforces and expands the Governing Board resolutions for socioeconomic impact assessments. California Health and Safety Code section 40440.8, which became effective on January 1, 1991, requires a socioeconomic impact assessment be performed for any proposed rule, rule amendment, or rule repeal which "will significantly affect air quality or emissions limitations."

Specifically, the scope of the socioeconomic impact assessment should include the following:

- Type of affected industries;
- Impact on employment and the regional economy;
- Range of probable costs, including those to industry;
- Availability and cost-effectiveness of alternatives to the rule;

² A 6.25% charge is added to each mitigation fee paid to cover administrative costs of implementing the incentive program from collected mitigation fees.

- Emission reduction potential; and
- Necessity of adopting, amending, or repealing the rule in order to attain state and federal ambient air quality standards.

Health and Safety Code section 40728.5, which became effective on January 1, 1992, requires the South Coast AQMD Governing Board to actively consider the socioeconomic impacts of regulations and make a good faith effort to minimize adverse socioeconomic impacts. It also expands socioeconomic impact assessments to include small business impacts, specifically it includes the following:

- Type of industries or business affected, including small businesses; and
- Range of probable costs, including costs to industry or business, including small business.

Finally, Health and Safety Code section 40920.6, which became effective on January 1, 1996, requires incremental cost-effectiveness be performed for a proposed rule or amendment which imposes Best Available Retrofit Control Technology or “all feasible measures” requirements relating to ozone, carbon monoxide (CO), oxides of sulfur (SO_x), oxides of nitrogen (NO_x), and their precursors.

COMMUNITY PROFILE

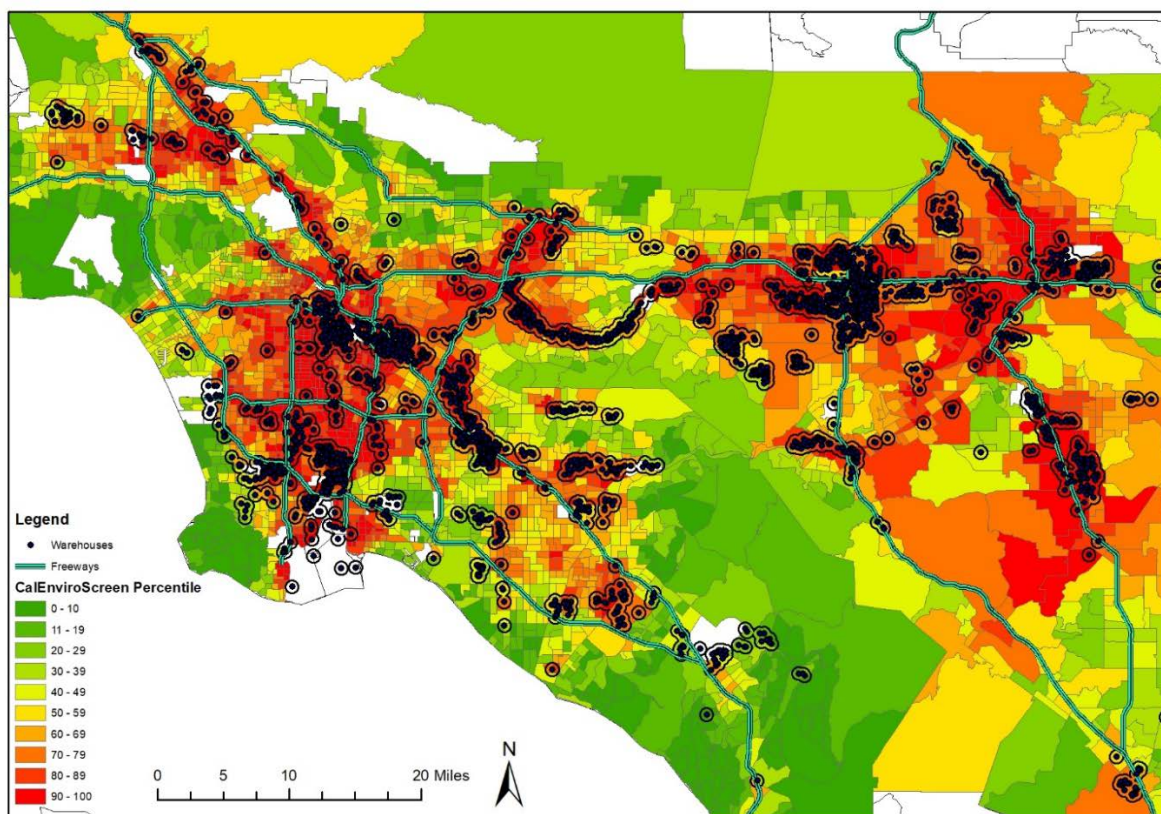
To analyze the existing environmental burdens facing communities adjacent to large warehouse facilities, we rely on CalEnviroScreen 3.0 (CES 3.0) data published by the California Office of Environmental Health Hazard Assessment (OEHHA). CES 3.0 combines local environmental, health, and socioeconomic data to generate an aggregate score for individual census tracts within the state. In general, census tracts with more sensitive populations (high prevalence of asthma, cardiovascular disease, low-birth weight infants) and elevated exposure to environmental pollution (air, groundwater, toxics) tend to have the highest CES 3.0 aggregate scores and are generally considered to be at the highest risk.^{3,4}

The census tract map in Figure 1 displays the location of the 2,902 large warehouse facilities potentially required to take actions to reduce emissions by PR 2305. The census tracts are color-coded with their CES 3.0 percentile, where dark green represents lower aggregate scores and less environmental burden, while dark red represents higher scores and higher burden. A buffer area of 0.5 miles around all warehouse locations is also shown.

³ Additional information on CalEnviroScreen 3.0 can be found here:

<https://oehha.ca.gov/media/downloads/calenviroscreen/report/ces3report.pdf>

⁴ The analysis contained in this section identifies a correlation between proximity to PR 2305 warehouses and increased CES 3.0 scores, it does not attempt to demonstrate a causal relationship. Higher levels of diesel PM have been identified around warehouses relative to other areas, due primarily to the sources of emissions associated with warehouses like trucks and TRUs (CARB 2005, 2020). In addition, trucks are the largest source of NO_x in the air basin, and some of the higher regional ozone and secondary PM levels found in communities near warehouses will therefore be attributable to truck emissions. (South Coast AQMD, 2017)

Figure 1: Map of Warehousing Facilities in the South Coast AQMD Jurisdiction

Using buffers of 0.5, 1, and 2 miles around potentially affected warehouse facilities, spatial statistics were calculated using ArcGIS to quantify the environmental burdens, prevalence of existing health conditions, and the population demographics in adjacent communities. Table 1 below summarizes some of the environmental burdens facing communities located near large warehousing facilities in the South Coast AQMD jurisdiction.

Based on population-weighted averages, these communities face substantially higher burden than the district as a whole (including both warehouse-adjacent and non-warehouse-adjacent communities).⁵ The population within 0.5 miles of a large warehouse has a population weighted average CES 3.0 Score of 46.6 (85th percentile statewide), while the South Coast AQMD jurisdiction as a whole has a population weighted average CES 3.0 Score of 33.9 (67th percentile statewide).⁶ Risks posed from PM_{2.5} and diesel PM are also higher for populations located within 0.5 miles of warehousing facilities. The higher South Coast AQMD average for ozone compared to warehouse adjacent communities reflects the regional nature of ozone formation.

⁵ Population-weighted average calculations assume population is uniformly distributed within census tracts.

⁶ Preliminary results presented at the October 9, 2020 PR 2305 Working Group Meeting and the February 16, 2021 Public Workshop reported that the population within 0.5 miles of a large warehouse was in the 80th percentile of CES 3.0 scores, while the population of the South Coast AQMD as a whole was in the 61st percentile. These results were based on taking a population-weighted average of CES 3.0 score percentiles directly. The updated percentiles reported in this document are based on a calculated population-weighted average CES 3.0 Score that is then compared to all statewide CES 3.0 Scores to determine the percentile.

Trucks are the largest source of NO_x emissions in the air basin and truck activity is focused at warehouses. However, since NO_x emissions spread out along an entire truck's journey to/from a warehouse and ozone is formed from secondary reactions in the atmosphere, ozone does not have as pronounced localized effects as pollutants like diesel PM.

Table 1: Population-Weighted Average CES 3.0 Scores, Ambient Concentrations of Ozone and PM_{2.5}, and Diesel PM Emissions⁷

	Population	CES 3.0 Score (percentile)	Ozone, ppm (percentile)	PM _{2.5} , µg/m ³ (percentile)	Diesel PM, kg/day (percentile)
SCAQMD - ALL	16,114,899	33.9 (67)	0.052 (72)	11.3 (66)	21.1 (65)
Within 0.5 miles of at least one PR 2305 warehouse	2,401,554	46.6 (85)	0.051 (69)	11.9 (69)	25.5 (77)
Within 1 mile of at least one PR 2305 warehouse	6,200,544	43.2 (80)	0.050 (65)	11.8 (69)	25.0 (76)
Within 2 miles of at least one PR 2305 warehouse	11,589,892	38.4 (74)	0.051 (69)	11.7 (69)	23.8 (73)

Additionally, the prevalence of preexisting health conditions is higher on average in communities near PR 2305 warehouses. See Table 2 below. Those communities within 0.5 miles have an average asthma rate of 56 per 10,000 individuals (64th percentile) and experience heart attacks at a rate of 9.2 per 10,000 individuals (65th percentile). Comparably, the district-wide percentiles for asthma and cardiovascular incidence rates are 53rd and 57th, respectively.

Tables 3 and 4 below summarize socioeconomic and ethnic characteristics of adjacent and non-adjacent communities. Warehouse-adjacent communities are 62.1% Hispanic and 7.6% African American, while the district-wide population is 45.4% Hispanic and 6.5% African American. In addition, the warehouse-adjacent communities experience poverty at a higher rate (46.7%) than non-warehouse-adjacent communities (38.2%).

⁷ Population data is from 2010 US Census. Ozone scores reported as mean of summer months (May-October) of the daily maximum 8-hour ozone concentration (ppm), averaged over three years (2012 to 2014). PM_{2.5} scores reported annual mean concentration of PM_{2.5} (average of quarterly means, µg/m³), over three years (2012 to 2014). Diesel PM scores reported as gridded diesel PM emissions from on-road and non-road sources for a 2012 summer day in July (kg/day).

Table 2: Population-Weighted Average Incidence Rates of Asthma, Cardiovascular Issues and Low Birth Weight (per 10,000 individuals) in Warehouse-Adjacent Communities

	Asthma (percentile)	Cardiovascular (percentile)	Low Birth Weight (percentile)
SCAQMD - ALL	47.6 (53)	8.5 (57)	5.1 (55)
Within 0.5 miles of at least one PR 2305 warehouse	55.5 (64)	9.2 (65)	5.4 (63)
Within 1 mile of at least one PR 2305 warehouse	55.0 (63)	9.1 (64)	5.4 (62)
Within 2 miles of at least one PR 2305 warehouse	52.3 (59)	8.8 (61)	5.3 (60)

Table 3: Poverty and Unemployment Rates in Warehouse Adjacent Communities

	Poverty Rate (percentile)	Unemployment (percentile)
SCAQMD - ALL	38.2 (57)	10.2 (58)
Within 0.5 miles of at least one PR 2305 warehouse	46.7 (69)	11.1 (64)
Within 1 mile of at least one PR 2305 warehouse	45.2 (67)	10.9 (63)
Within 2 miles of at least one PR 2305 warehouse	42.1 (63)	10.6 (61)

Table 4: Ethnicity Rates in Warehouse Adjacent Communities

	Hispanic %	White %	African American %	Native American %	Asian American %
SCAQMD - ALL	45.4	32.3	6.5	0.2	13.1
Within 0.5 miles of at least one PR 2305 warehouse	62.1	17.5	7.6	0.2	10.9
Within 1 mile of at least one PR 2305 warehouse	59.1	19.9	7.4	0.2	11.6
Within 2 miles of at least one PR 2305 warehouse	52.4	25.1	7.4	0.2	12.8

AFFECTED INDUSTRIES/FACILITIES

Affected Industries and Industry Profile

PR 2305 covers warehousing operations with greater than 100,000 square feet due to their associated emissions of nitrogen oxide and particulate matter from fossil-fuel combustion of off-site and on-site trucks. Warehouse operators are applicable to PR 2305 if their indoor warehouse floor space is 50,000 square feet or above within one of these warehouses. Examples of these operations are visitations of diesel trucks of sizes varying from light and medium Class 2b-3 trucks to larger heavy Class 8 trucks, as well as on-site usage of hostler/yard trucks.

Using CoStar data of warehousing operations within the South Coast AQMD jurisdiction, South Coast AQMD staff expects PR 2305 to affect 2,902 warehousing locations, consisting of 3,995 warehouse operators, in that they would be required to earn WAIRE Points to meet their WPCO.⁸ More operators are expected affected than warehousing locations, i.e. physical addresses of warehouses, because many warehouses host multiple tenants/businesses. An estimated additional 418 warehouses are expected to only be subject to reporting requirements of PR 2305.

Currently industry categories are recorded and reported as numerical codes coming from the North American Industry Classification System, or NAICS. NAICS codes are hierarchical, and are as long as six digits, with the first digit indicating broad industry categories, and each additional digit indicates a more refined industry within the prior digit's relative broader industry.

⁸ CoStar data provides both warehouse locations and historical operator data, which South Coast AQMD staff believes includes historical operators no longer in operation. Consequently, South Coast AQMD staff estimates the number of PR 2305 potentially affected operators as the number of single-tenant warehouses (1,777 single-tenant and 32 unknown # of tenants) plus an assumed two operators for each multi-tenant warehouse (1,093 multi-tenant warehouses, or 2,186 warehouse operators), for a total of 3,995.

Although NAICS information of all estimated 3,995 warehouse operators potentially affected by PR 2305 would ideally be presented, several factors complicate that analysis here. First, the 3,995 estimated potentially affected warehouse operators comes from 1,809 single-tenant warehouses (1,777 single-tenant and 32 unknown number of tenants) and 1,093 multi-tenant warehouses. Warehouse operator data from CoStar does not distinguish from historical and current operators, South Coast AQMD staff was therefore unable to definitively assign operators to multi-tenant warehouses. Single-tenant warehouse information is more readily available (and these facilities are more prevalent) and this report presents NAICS information of those operators below.

Using facility-specific information collected from Dun and Bradstreet, as well as South Coast AQMD staff internet searches, South Coast AQMD staff believes it has reliable industry (NAICS) information for 1,714 of the assumed 3,995 warehouse operators potentially affected by PR 2305.⁹ Table 5 presents the industries covering these identified warehouse operators potentially affected by PR 2305. Approximately 89% of these warehouse operators are associated with NAICS codes belonging to the “goods movement” sector.¹⁰

Table 6 lists the industries within the “goods movement” sector, each industry’s estimated total number of facilities potentially subject to PR 2305, and total number of facilities in each industry.^{11,12} Approximately 2.3% of all facilities in the potentially affected “goods movement” sector are expected to be affected by PR 2305, with 7.1% of all facilities in the transportation and warehousing sector expected to be affected.

⁹ South Coast AQMD staff merged CoStar warehouse owner and operator data, specifically warehouse size, with Dun and Bradstreet facility data. The number of “reliable” potentially affected warehouse operators combined with Dun and Bradstreet data was determined by using Microsoft Excel’s “Fuzzy Lookup” add-in (<https://www.microsoft.com/en-us/download/details.aspx?id=15011>), matching CoStar warehouse operator and Dun and Bradstreet warehouse operator data. “Reliable” matches are those matches occurring for single-tenant warehouses with matches found to be greater than 85% similar when matching on operator name and warehouse address. This provided 967 “reliable” matches. South Coast AQMD staff performed internet searches to determine the NAICS for the remaining single-tenant warehouse operators. This resulted in an additional 747 matches, for a total of 1,714 single-tenant warehouse operators with NAICS information.

¹⁰ Construction (NAICS 23), manufacturing (NAICS 31-33), wholesale trade (NAICS 42), retail trade (NAICS 44-45), and transportation and warehousing (NAICS 48-49) are identified by the Southern California Association of Governments (SCAG) as the industries which make up the “goods movement” sector (https://scag.ca.gov/sites/main/files/file-attachments/0903fconnectsocial_goods-movement.pdf).

¹¹ Total facilities is estimated and provided by Economic Modeling Specialists International (EMSI), accessed February 25th, 2021, <https://www.economicmodeling.com/>. This data relies on payroll information provided by facilities for the U.S. Bureau of Labor Statistics’ Quarterly Census of Employment and Wages.

¹² Total potentially affected facilities is estimated for each industry by multiplying its identified potentially affected operators by the number of total assumed potentially affected operators divided by the number of total identified potentially affected operators ($3,995/1,714 = 2.331$).

Table 5: PR 2305 Identified Potentially Affected Warehouse Operators

NAICS	Industry description	Identified potentially affected operators
11	Agriculture, Forestry, Fishing and Hunting	3
22	Utilities	1
23	Construction	33
31-33	Manufacturing	455
42	Wholesale Trade	389
44-45	Retail Trade	216
48-49	Transportation and Warehousing	425
51	Information	14
52	Finance and Insurance	9
53	Real Estate and Rental and Leasing	26
54	Professional, Scientific, and Technical Services	49
56	Administrative and Support and Waste Management and Remediation Services	61
61	Educational Services	5
62	Health Care and Social Assistance	6
81	Other Services (except Public Administration)	19
92	Public Administration	3
	Total	1,714

Note: This table presents the subset of single-tenant warehouse operators expected to earn WAIRE points to comply with PR 2305 for which South Coast AQMD staff believes reliable industry information exists from Dun and Bradstreet or South Coast AQMD staff web searches as of 03/26/2021.

Table 6: PR 2305 Estimated Potentially Affected Warehouse Operators and Regional Industry Comparison for "Goods Movement" Sector

NAICS	Industry	Estimated potentially affected operators	Total facilities in 2020	Percent of facilities potentially affected by PR 2305
23	Construction	77	34,266	0.22%
31-33	Manufacturing	1,061	21,646	4.90%
42	Wholesale Trade	907	33,596	2.70%
44-45	Retail Trade	503	48,904	1.03%
48-49	Transportation and Warehousing	991	14,272	6.94%
	TOTAL	3,538	152,683	2.32%

Note: Total potentially affected facilities is estimated for each industry by multiplying its identified potentially affected operators by the number of total assumed potentially affected operators divided by the number of total identified potentially affected operators ($3,995/1,714 = 2.331$). Data on total facilities estimated and provided by Economic Modeling Specialists International. Individual operator values may not sum to total due to rounding of estimates.

Of the 3,995 PR 2305 potentially affected warehouse operators expected to earn WAIRE Points to comply with PR 2305, 1,964 are estimated to be in Los Angeles (LA) County, 468 estimated to be in Orange (OR) County, 470 estimated to be in Riverside (RV) County, and 1,093 estimated to be in San Bernardino (SB) County.

Although detailed economic information about specific PR 2305 potentially affected warehousing operators is unavailable, economic information about the broader industries which include these facilities is available. Table 7 presents a 2018 economic profile of the “goods movement” industries potentially affected by PR 2305 located in LA, OR, RV, and SB counties. These industries consist of about 147,000 facilities; facilities which earn an average annual revenue of about \$4.9 million. These industries employ about 3,160,000 employees with an average annual salary of about \$63,000.

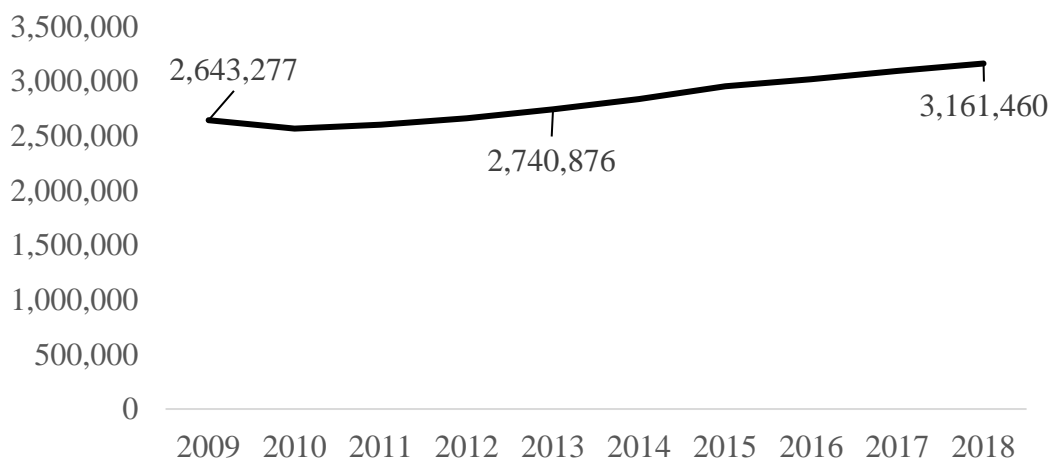
Table 7: PR 2305 Potentially Affected Industries - Industry Profile in LA, OR, RV, and SB counties (2018)

Approximate Number of Facilities	147,473
Approximate Number of Employees	3,161,460
Approximate Average Number of Employees per Facility	21
Approximate Annual Average Salary per Employee	\$63,010
Approximate Annual Average Revenue per Facility	\$4,868,717

Note: Data estimated and provided by Economic Modeling Specialists International for all “goods movement” industries with facilities expected to be affected by PR 2305, specifically NAICS 23, 31-33, 42, 44-45, and 48-49.

As illustrated by Figure 1, total employment in LA, OR, RV, and SB counties in the “goods movement” industries potentially affected by PR 2305 was around 2.64 million in 2009, and around 3.16 million in 2018. This indicates about a 20 percent growth in employment in the “goods movement” industries potentially affected by PR 2305 from 2009-2018, which is in line with the broader trends within California.

Figure 1: PR 2305 Potentially Affected Industries Employment 2009-2018



Small Businesses

South Coast AQMD defines a "small business" in Rule 102 as one which employs 10 or fewer persons and which earns less than \$500,000 in gross annual receipts. South Coast AQMD also defines "small business" for the purpose of qualifying for access to services from the South Coast AQMD's Small Business Assistance Office as a business with an annual receipt of \$5 million or less, or with 100 or fewer employees.

U.S. Small Business Administration (SBA) definitions of small businesses vary by six-digit North American Industrial Classification System (NAICS) code. For PR 2305 potentially affected industries, a firm is considered a "small business" by SBA if it has under a certain number of employees or a certain amount of revenue, which can be found on the SBA website.¹³

In addition to South Coast AQMD and SBA's definitions of a small business, the federal Clean Air Act Amendments (CAAA) of 1990 also provides a definition of a small business. The CAAA classifies a business as a "small business stationary source" if it: (1) employs 100 or fewer employees, (2) emits less than 10 tons per year of any single pollutant and less than 20 tons per year of all pollutants, and (3) is a small business as defined under the federal Small Business Act ([15 U.S.C. Sec. 631, et seq.](#)). Given most PR 2305 potentially affected facilities would be newly regulated by South Coast AQMD if PR 2305 is passed by the South Coast AQMD Governing Board, South Coast AQMD staff does not have readily available pollution information to present this small business classification.

Of the 1,714 PR 2305 identified potentially affected operators, revenue and employee data from the Dun and Bradstreet Enterprise Database (D&B) was available and reasonable for 904. A facility's D&B revenue data was considered unreliable if its reported/estimated annual revenue was less than expected annual rent. Expected annual rent for each single-tenant warehouse operator was estimated as warehouse rentable business area times the South Coast AQMD jurisdictional annual average rental price of \$10.56/sq. ft. (\$0.88/sq. ft. is the South Coast AQMD jurisdictional monthly average rental price).¹⁴ The number of these facilities potentially affected by PR 2305 classified as small business by classification definition are listed in Table 8 below:

Table 8: PR 2305 Potentially Affected Facilities Small Business Tabulation

Small Business Definition	# Small Businesses
South Coast AQMD (Rule 102)	0 out of 904
South Coast AQMD (Small Business Assistance Office)	197 out of 904
U.S. Small Business Administration (SBA)	292 out of 904

Note: Total number of potentially affected warehouse operators considered in each small business classification is based on those single-tenant warehouse operators with valid employee and revenue information from Dun and Bradstreet Enterprise Database.

¹³ The latest SBA definition of small businesses by industry can be found at the following website:

<http://www.sba.gov/content/table-small-business-size-standards>.

¹⁴ Industrial Economics, Inc., 2020. [http://www.aqmd.gov/docs/default-source/planning/fbmsm-docs/iec_pr-2305-warehouse-relocation-report-\(12-23-20\).pdf?sfvrsn=8](http://www.aqmd.gov/docs/default-source/planning/fbmsm-docs/iec_pr-2305-warehouse-relocation-report-(12-23-20).pdf?sfvrsn=8).

The smallest warehouse PR 2305 could directly affect would have 100,000 square feet of warehousing space, resulting in an estimated annual rental cost of \$1,056,000. To be in operation, these facilities are expected to earn more than \$1 million in revenue, ruling them out from South Coast AQMD's Rule 102 definition of small business.

COMPLIANCE COSTS

Methods and Sources of Data

Analysis Timeframe

This analysis considers an analysis timeframe from 2022-2031, as PR 2305 would be implemented starting 2022. Although a sunset of PR 2305 is presented within its rule language, that is likely to occur beyond the 2022-2031 timeframe of this analysis and thus is not analyzed within this report.

Cost Estimate Year

All costs presented in this report are estimated 2018 dollars. The per-unit dollar figures used for any cost/benefit resulting from PR 2305 passing are either 2018 reported costs/benefits, or costs/benefits from earlier years inflated to 2018 values using the all-industry producer price index reported by the CoreLogic® Marshall & Swift® Equipment Cost Index (M&S index).

One-Time and Recurring Costs

Potentially affected facilities can meet their compliance obligation through the purchase or usage of near-zero emission (NZE) and zero emission (ZE) equipment or equipment that facilitates its use. Facilities can opt to pay a mitigation fee in lieu of the purchase and/or usage of equipment. Purchases of ZE and NZE emission equipment is modeled as a one-time capital cost. Costs/savings resulting from the subsequent use of ZE and NZE equipment is modeled as recurring operating and maintenance (O&M) costs.

The potential menu options available to facilities to meet compliance obligations are:

- ZE and NZE truck acquisitions (capital cost) and Usage (O&M cost);
- ZE and NZE truck visits from a third-party fleet (O&M);
- Electric vehicle charger acquisition (capital) and usage (O&M);
- Hydrogen filling station acquisition (capital) and usage (O&M);
- ZE and NZE yard truck acquisition (capital) and usage (O&M);
- Solar panel acquisition (capital) and usage (O&M);
- High-efficiency filter systems acquisition (capital) and replacement filters (O&M);
- Transportation refrigeration unit (TRU) plug acquisition (capital) and usage (O&M); and
- Paying mitigation fee (O&M).

Additionally, facilities are expected to incur recurring O&M costs related to notification and reporting of compliance attainment.

Below is a summary of the cost assumptions underlying this socioeconomic impact assessment. More detailed information on the analysis underlying these assumptions can be found in the WAIRE Menu Technical Report provided in Appendix B of the PR 2305 & PR 316 Draft Staff Report.

Zero and Near-Zero Emission Truck Acquisition and Usage

Table 9 below presents capital costs of Diesel and NZE trucks. These costs are assumed to remain constant across the entire compliance period.^{15,16} Per unit incremental acquisition costs of NZE Class 8 and Class 6 trucks are assumed to be \$65,000 and \$30,000, respectively. These costs are inclusive of state and local sales and federal excise taxes and based on research documented in the WAIRE Menu Technical Report.

Capital costs of ZE trucks are expected to decrease over time as a result of decreased battery costs. Projected capital costs over time for each ZE vehicle class can be found in Table 10 below.^{17,18} The incremental acquisition cost is set equal to the difference between the capital cost of each ZE truck and its diesel equivalent. An 8% sales tax and 12% federal excise tax is also applied to each ZE truck acquisition.

When the number of NZE or ZE truck purchases for a given class in any compliance year falls below the expected number of truck purchases in CARB's EMFAC 2017 projections, the incremental acquisition cost for each truck class and fuel type is used. However, if the number of truck purchases in a given year exceeds EMFAC 2017 projections, the full capital cost associated with each truck type is used for those trucks above projections.

Table 9: Capital Costs for Diesel and NZE Truck Acquisitions

Vehicle Class	Diesel	NZE
Class 2b-3	\$50,000	N/A
Class 6	\$85,000	\$115,000
Class 8	\$130,000	\$195,000

Note: Capital costs for diesel trucks listed here are pre-tax. NZE capital costs include sales taxes (Class 8 and Class 6) and federal excise taxes (Class 8 only).

¹⁵ Capital costs for diesel trucks can be found in Table C-6 of the CARB ACT Appendix C-1 – SRIA submitted to DoF: <https://ww3.arb.ca.gov/regact/2019/act2019/appc.pdf>

¹⁶ Capital costs for NZE Class 8 trucks can be found in Table 31 of the 2018 Feasibility Assessment for Drayage Trucks: <https://cleanairactionplan.org/documents/final-drayage-truck-feasibility-assessment.pdf/>. Class 6 capital costs were calculated by taking the ratio of capital costs for NZE Class 6 and 8 trucks found in the WAIRE Menu Technical Report.

¹⁷ Capital costs for each ZE truck class (2b-3, 6, 8) for model years 2024-2030 are taken from CARB's ACT Appendix C-1 – SRIA as submitted to DoF (Table C-7): <https://ww3.arb.ca.gov/regact/2019/act2019/appc.pdf>.

¹⁸ To fill in missing years (2022, 2023), ZE capital costs were linearized between 2018 and 2024. 2031 costs are assumed equal to 2030 costs.

Table 10: Capital Cost by ZE Truck Class and Year

Year	ZE Class 8	ZE Class 6	ZE Class 2b-3
2022	\$292,544	\$155,055	\$71,920
2023	\$246,948	\$143,904	\$68,318
2024	\$201,351	\$133,554	\$64,896
2025	\$194,134	\$128,321	\$63,635
2026	\$188,312	\$124,112	\$62,599
2027	\$183,371	\$120,563	\$61,684
2028	\$178,870	\$117,345	\$60,829
2029	\$174,809	\$114,456	\$60,035
2030	\$170,748	\$111,568	\$59,241
2031	\$170,748	\$111,568	\$59,241

Note: Capital costs for all ZE trucks listed here are pre-tax

Recurring costs associated with the use/visits of facility-owned NZE and ZE trucks is done on a per-mile basis. Per-mile usage costs resulting from fuel consumption and other costs (including maintenance, fees, insurance, and mid-life costs) were calculated for all truck classes and fuel types.^{19,20,21} A detailed breakdown of total usage costs for Class 8, 6, and 2b-3 trucks for all relevant fuel types can be found in Tables 11, 12, and 13 below. Per-mile usage costs (not considering capital costs) of Class 6 and 8 NZE trucks is slightly lower than diesel, and results in a modest net savings to facilities. Per-mile usage costs of Class 2b-3, 6, and 8 ZE trucks is significantly lower than diesel and results in a net savings to facilities.

¹⁹ Data on maintenance costs, mid-life costs, fuel cost and fuel economy for diesel, ZE and NZE trucks is taken from the WAIRE Menu Technical Report.

²⁰ Vehicle fees for all ZE and diesel truck classes are taken from CARB's ACT Total Cost of Ownership document: <https://ww3.arb.ca.gov/regact/2019/act2019/apph.pdf>. Fees for NZE trucks are assumed to be the same as diesel trucks.

²¹ Annual insurance costs assumed to be equal to 3% of vehicle value. Vehicle value assumed to decrease by 10% in years 2-8 and an additional 5% in years 9-11. The average annual cost is included in the per mile cost analysis.

Table 11: Usage Costs for Class 8 Trucks by Fuel Type

	Diesel	ZE	NZE
Annual Miles	54,000	42,000	54,000
Fuel Cost	\$3.74	\$0.15	\$2.92
Fuel Efficiency (miles per)	5.9	0.48	5.1
\$/mile	\$0.63	\$0.31	\$0.57
Total Fuel Cost	\$34,231	\$13,125	\$30,918
Maintenance Cost (per mile)	\$0.19	\$0.14	\$0.21
Total Maintenance Cost	\$10,260	\$5,985	\$11,340
Annualized Mid-life Cost	-	\$3,579	-
Fees	\$3,112	\$2,847	\$3,112
Insurance Costs	\$1,934	\$3,950	\$2,389
Total Other Cost	\$15,306	\$16,361	\$16,841
Total Fuel + Other Cost	\$49,536	\$29,486	\$47,759
\$/mile	\$0.92	\$0.70	\$0.88

Table 12: Usage Costs for Class 6 Trucks by Fuel Type

	Diesel	ZE	NZE
Annual Miles	24,000	24,000	24,000
Fuel Cost	\$3.74	\$0.17	\$2.42
Fuel Efficiency (miles per)	7.4	1.04	6.3
\$/mile	\$0.51	\$0.16	\$0.38
Total Fuel Cost	\$12,130	\$3,923	\$9,219
Maintenance Cost (per mile)	\$0.22	\$0.17	\$0.24
Total Maintenance Cost	\$5,280	\$3,960	\$5,760
Annualized Mid-life Cost	-	-	-
Fees	\$1,300	\$1,272	\$1,300
Insurance Costs	\$1,264	\$2,006	\$1,466
Total Other Cost	\$7,844	\$7,238	\$8,525
Total Fuel + Other Cost	\$19,974	\$11,161	\$17,744
\$/mile	\$0.83	\$0.47	\$0.74

Table 13: Usage Costs for Class 2b-3 Trucks by Fuel Type

	Diesel	ZE
Annual Miles	15,000	15,000
Fuel Cost	\$3.74	\$0.18
Fuel Efficiency (miles per)	23.2	1.79
\$/mile	\$0.16	\$0.10
Total Fuel Cost	\$2,418	\$1,508
Maintenance Cost (per mile)	\$0.17	\$0.13
Total Maintenance Cost	\$2,550	\$1,913
Annualized Mid-life Cost	-	-
Fees	\$927	\$861
Insurance Costs	\$744	\$1,070
Total Other Cost	\$4,221	\$3,843
Total Fuel + Other Cost	\$6,639	\$5,351
\$/mile	\$0.44	\$0.36

ZE and NZE Emission Truck Visits from a Non-Owned Fleet

Facilities can earn points toward their compliance obligation by arranging visits from ZE or NZE trucks owned by a third-party. The cost of hiring visits from clean trucks is assumed to be based on the per mile total cost of ownership (TCO) for each truck class and fuel type. More specifically, the incremental cost resulting from third-party owned ZE and NZE trucks are assumed to be the incremental per mile TCO cost (or savings) of clean trucks when compared to the per mile TCO cost of diesel trucks.

A TCO analysis was performed for each truck class and fuel type for each compliance year using the assumed acquisition and usage costs outlined in Tables 9-13. Tables 14, 15, and 16 below include a breakdown of the total cost of ownership for all Class 8, Class 6, and Class 2b-3 trucks purchased in year 2022, respectively. A 4% financing rate is used over a five-year financing period. A 12-year useful life is assumed for all trucks and a 4% discount rate is used to discount all costs in years beyond 2022. The TCO for all diesel and NZE trucks is constant over the compliance period and does not vary based on the year purchased. Because capital costs for ZE trucks are assumed to decline over time, the TCO does vary by purchase year.

Table 14: Total Cost of Ownership for All 2022 Class 8 Trucks

	Diesel	ZE	NZE
Annual Miles	54000	42000	54000
Total Capital Cost (with Taxes + Financing)	\$162,240	\$365,095	\$202,800
Total Fuel Cost	\$334,106	\$128,106	\$301,771
Total Maintenance	\$100,142	\$58,416	\$110,684
Midlife Cost	\$0	\$34,934	\$0
Total Fees	\$30,375	\$27,786	\$30,375
Insurance Costs	\$18,874	\$38,555	\$23,317
Total Other Cost	\$149,392	\$159,692	\$164,376
Residual	-\$15,453	-\$7,727	-\$15,453
Total Cost of Ownership	\$630,285	\$645,166	\$653,494
TCO \$/mile	\$0.97	\$1.28	\$1.01

Table 15: Total Cost of Ownership for All 2022 Class 6 Trucks

	Diesel	ZE	NZE
Annual Miles	24000	24000	24000
Total Capital Cost (with Taxes + Financing)	\$95,472	\$174,158	\$119,600
Total Fuel Cost	\$118,392	\$38,291	\$89,982
Total Maintenance	\$51,535	\$38,651	\$56,220
Midlife Cost	\$0	\$0	\$0
Total Fees	\$12,684	\$12,412	\$12,684
Insurance Costs	\$12,341	\$19,582	\$14,305
Total Other Cost	\$76,560	\$70,646	\$83,209
Residual	-\$10,477	-\$5,239	-\$10,477
Total Cost of Ownership	\$279,947	\$277,856	\$282,314
TCO \$/mile	\$0.97	\$0.96	\$0.98

Table 16: Total Cost of Ownership for All 2022 Class 2b-3 Trucks

	Diesel	ZE
Annual Miles	15000	15000
Total Capital Cost (with Taxes + Financing)	\$56,160	\$80,781
Total Fuel Cost	\$23,602	\$14,723
Total Maintenance	\$24,889	\$18,667
Midlife Cost	\$0	\$0
Total Fees	\$9,053	\$8,400
Insurance Costs	\$7,259	\$10,442
Total Other Cost	\$41,201	\$37,509
Residual	-\$8,207	-\$4,104
Total Cost of Ownership	\$112,756	\$128,908
TCO \$/mile	\$0.63	\$0.72

The incremental cost analysis assumes incremental cost is absorbed over a 3-year period, instead of the full 12-year useful life. The incremental cost is therefore multiplied by four ($12 \div 3 = 4$) to determine the default cost for truck visits. Therefore, to calculate the incremental cost of visits from a non-owned fleet you begin by taking the difference in the TCO per mile cost between the clean vehicle and its diesel equivalent ($\text{TCO } \$/\text{mile}_{\text{clean}} - \text{TCO } \$/\text{mile}_{\text{diesel}}$), then multiplying by the average number of miles per visit (79.8 miles per visit for Class 8, 28.4 for Class 6, and 30.6 for Class 2b-3), and then multiplying by four. If the difference in the TCO per mile cost between the clean vehicle and its diesel equivalent is less than zero (cost savings), then we do not assume a 3-year payback and, thus, do not multiply by 4. See Table 17 below for a summary of incremental costs (in \$/visit) for visits from a non-owned fleet by fuel type, truck class, and year of purchase.

Table 17: Incremental Cost per Visit from a Non-Owned Fleet for All Truck Classes and Fuel Types by Year of Purchase

	2022	2023	2024	2025	2026	2027	2028	2029	2030	2031
NZE Class 8	\$11.43	\$11.43	\$11.43	\$11.43	\$11.43	\$11.43	\$11.43	\$11.43	\$11.43	\$11.43
NZE Class 6	\$0.93	\$0.93	\$0.93	\$0.93	\$0.93	\$0.93	\$0.93	\$0.93	\$0.93	\$0.93
ZE Class 8	\$98.13	\$62.09	\$26.05	\$20.35	\$15.75	\$11.84	\$8.28	\$5.07	\$1.86	\$1.86
ZE Class 6	-\$0.21	-\$1.44	-\$2.59	-\$3.17	-\$3.63	-\$4.03	-\$4.38	-\$4.70	-\$5.02	-\$5.02
ZE Class 2b-3	\$10.98	\$8.23	\$5.62	\$4.66	\$3.86	\$3.17	\$2.51	\$1.91	\$1.30	\$1.30

Electric Vehicle Charger Acquisition and Usage

One-time capital costs resulting from Level 3 electric vehicle charger acquisition include the cost of the charger, as well as the construction, permitting, and charger energization costs related to charger installation. Chargers costs are calculated on a per-unit basis, where construction and permitting costs are incurred on a project basis. The cost is assumed to be \$30,000 per charger. Construction mobilization cost is assumed to be \$10,000 per project with permitting and charger energization costs are assumed to be \$70,000 per project. Costs are taken from the WAIRE Menu Technical Report Appendix B. Each charger is expected to dispense 165,000 kWh per year.

Electricity costs are accounted for in the per-mile usage costs of Class 6 and Class 8 ZE Trucks. To avoid double-counting, it is assumed no costs are incurred for charger usage in this analysis.

Hydrogen Filling Station Acquisition and Usage

The one-time cost of hydrogen station acquisition and installation and the recurring costs of subsequent usage are taken from the WAIRE Menu Technical Report. Total installed cost is \$2,000,000 per 700 kg/day project. Each Class 8 Truck is assumed to use 2,440 kg/year of hydrogen. It is assumed that hydrogen usage costs decline over time from roughly \$9.75/kg in 2020 to \$6.20/kg in 2031.²²

ZE Yard Truck Acquisition and Usage

ZE yard trucks currently cost about \$310,000 while their diesel equivalent costs about \$100,000.²³ The one-time incremental cost is assumed to be \$210,000 per truck. ZE yard truck capital costs are expected to decline over time due to projected future decreases in battery costs. However, ZE yard truck capital cost projections are not available for future years. Staff applied a yearly cost multiplier based on ZE Class 2b-3 capital costs to the incremental cost of ZE yard trucks.²⁴ Annual usage cost for ZE yard trucks is expected to be lower than their diesel equivalent. Each ZE yard truck is assumed to operate for 1,000 hours per year for a total annual usage cost of \$6,250 per yard truck based on analysis included in the WAIRE Menu Technical Report.

Solar Panel Acquisition and Usage

Based on the analysis provided in the WAIRE Menu Technical Report, the price for a rooftop solar panel system (including installation) is set \$2.80 per kW, resulting in a total installed cost of \$280,000 for a 100-kW solar panel system. Electricity generated from rooftop solar panel systems is assumed to save operators on grid power costs. Solar panel usage is assumed to result in a net savings of \$0.17 per kWh generated. Each 100-kW system has an estimated electrical generation of 165,000 kWh annually.

High-Efficiency Filter Systems Acquisition and Replacement Filters

The estimated costs analyzed for the installation of 25 air filter systems with MERV 16 air filters is \$65,000 based on the analysis provided in the WAIRE Menu Technical Report. The cost for the replacement/installation of 200 MERV 16 air filters is \$60,000.

TRU Plug Acquisition and Usage

The per unit cost of a TRU plug is assumed to be \$1,600. Associated construction and permitting costs are assumed to be \$4,700 and \$7,000 per installation project, respectively. Each installed TRU is assumed to consume 10,658 kWh of electricity annually. Assuming a rate of \$0.18/kWh, annual TRU usage cost is set to \$1,918.

²² Hydrogen cost projections can be found in CARB ACT Appendix C-1 – SRIA submitted to DoF (Figure C-5): <https://ww3.arb.ca.gov/regact/2019/act2019/appc.pdf>

²³ <https://cleanairactionplan.org/documents/final-cargo-handling-equipment-che-feasibility-assessment.pdf/>

²⁴ A cost multiplier is generated by taking ratio of difference in capital cost in each year (2022 -2031) to the difference in capital costs in year 1 (2022).

Pay Mitigation Fee

The cost calculation for the mitigation fee scenario is straightforward. In lieu of earning WAIRE Points from equipment acquisitions and usage, all facilities choose to pay a fee of \$1,000 for each WAIRE Point in their WPCO attributed to their facility in every year of compliance (final cost is \$1,062.5 due to PR 316 6.25% addition to mitigation fees paid for administrative cost recovery).

Administrative Costs

In addition to costs expected from compliance actions outlined above, all operators are also expected to incur expenses related to fees outlined in Rule 316 for Warehouse Operations Notifications (\$29.51/submission), Initial Site Information Reports (\$140.68/submission), and Annual WAIRE Reports (\$392.50/submission).

All warehouse operators are also expected to incur costs associated with the reporting related to compiling all relevant compliance data and submitting the information as required by PR 2305. This type of reporting is expected to be similar to the kind of reporting required in CARB's ACT regulation, specifically for large entity reporting, and is estimated to be no more than 25 hours of work totaling \$1,250 per year.²⁵

To estimate truck traffic for determining compliance obligations, it is assumed that all facilities will install two cameras at a one-time cost of \$2,000 per facility. Staff time will also be required for reviewing recordings. It is estimated that 1,152 hours of video will need to be reviewed per year (48 hours per month x 2 driveways per operator x 12 months). Speeding the video up to 8x results in a total staff time of 144 hours per year (at \$50/hour) for a total annual cost of \$7,200 per facility.

It is also expected that facilities that elect to meet compliance obligations through ZE or NZE truck visits will incur additional costs related to truck tracking. For this analysis, it is assumed that tracking will be done through truck driver surveys and drivers visiting a warehouse will be required to provide basic information such as license plate and/or VIN, trucking company, and contact info.²⁶ The compilation of truck surveys is expected to take one hour of work per week (at \$50/hour) for a total annual cost of \$2,600 per facility.

Facilities that choose to meet their compliance obligations through payment of the mitigation fee are subject to an additional fee equal to 6.25% of the amount of mitigation fee paid as outlined in Proposed Rule 316(f). This fee is necessary to cover the reasonable costs incurred by South Coast AQMD staff and/or its consultants to administer the Mitigation Program.

Total annual administrative costs are expected to range from approximately \$8,900 to \$11,500 per facility per year. The lower end of the range includes Annual WAIRE Report fees, reporting costs, and costs incurred due to video review. The higher end the range those same costs plus truck survey costs only attributable to those facilities who choose to track NZE/ZE truck visits to meet

²⁵ <https://ww3.arb.ca.gov/regact/2019/act2019/isor.pdf>

²⁶ Under PR 2305, a typical 250,000 sq. ft warehouse would be expected to receive anywhere from five visits per day (for larger Class 8 trucks) up to 24 visits per day (from smaller trucks).

compliance obligations. Additionally, facilities are expected to incur one-time costs for camera purchases, a Warehouse Operations Notifications Fee, and an Initial Site Information Report Fee.

Scenario Analysis

With an estimated 3,995 warehouse operators and 32 potential compliance actions, it is not possible to determine the precise cost of PR 2305 and PR 316. In addition, due to annual compliance obligations, the potential compliance approach may vary from year to year.

Table 18: Scenario Descriptions

#	Scenario Description	Notes
1	NZE Class 8 truck acquisitions and subsequent visits from those trucks	
2	NZE Class 8 truck acquisitions and subsequent visits from those trucks (early purchase)	One additional truck is acquired earlier than required, thus increasing WAIRE Points earned from truck visits in subsequent years.
3	NZE Class 8 truck acquisitions (funded by Carl Moyer program) and subsequent visits from those trucks	No WAIRE Points earned for truck acquisitions. Mitigation fees paid to earn WAIRE Points in first year of compliance.
4	NZE Class 8 truck visits from non-owned fleets	No WAIRE Points earned for truck acquisitions.
5	ZE Class 8 truck visits from non-owned fleets	No WAIRE Points earned for truck acquisitions. ZE Class 8 trucks are assumed to not be commercially available until late 2022. Mitigation fees paid to earn WAIRE Points until then.
6	Level 3 charger installations followed by ZE Class 6 & Class 8 truck acquisitions and subsequent visits from those trucks, using installed chargers	Chargers provide ~30,000 kWh/year per Class 6 truck, and ~90,000 kWh/yr per Class 8 truck. Class 8 trucks only acquired if 25 Class 6 trucks had been previously purchased for one warehouse.
7	Pay Mitigation Fee	
7a	Pay Mitigation Fee and account for NZE trucks visiting the facility incentivized from the WAIRE Mitigation Program	Incentivized trucks earn WAIRE Points and reduce mitigation fees paid.
8	NZE Class 6 truck acquisitions and subsequent visits from those trucks	
9	NZE Class 6 truck visits from non-owned fleets	No WAIRE Points earned for truck acquisitions.
10	ZE Class 6 truck visits from non-owned fleets	No WAIRE Points earned for truck acquisitions.
11	Rooftop solar panel installations and usage	Solar panel coverage limited to 50% of building square footage. Mitigation fees used to make up any shortfall in WAIRE Points.
12	Hydrogen station installations followed by ZE Class 8 truck acquisitions and subsequent visits from those trucks, using the hydrogen station	System installation in first year is followed by a truck acquisition. In subsequent years trucks are only acquired if needed to earn WAIRE Points.
13	ZE Class 2b-3 truck acquisitions and subsequent visits from those trucks	
14	ZE Class 2b-3 truck visits from non-owned fleets	
15	Filter System Installations	
16	Filter Purchases	
17	TRU plug installations and usage in cold storage facilities	Scenario is only applied to cold storage warehouses. Plugs limited to 1:10,000 sq. ft. of building space.
18	ZE Hostler Acquisitions and Usage	

To estimate the potential impacts of PR 2305 and PR 316, 19 different scenarios were developed in an attempt to show the range of potential compliance outcomes. A description of the 19 scenarios analyzed is included in Table 18.

The scenarios were developed to show potential cost and emissions impacts from all 32 WAIRE Menu actions, as well as using mitigation fees. Each scenario is structured to follow a series of choices a warehouse operator may make based on compliance choices from a previous year. For example, if a warehouse operator purchased an NZE Class 8 truck in their first year complying with PR, they were assumed to use that same truck in subsequent years to meet future compliance obligations. As a bounding analysis approach, all warehouses were assumed to only comply with a single scenario approach from 2022 through 2031. No single scenario in this bounding analysis is expected to occur. Rather, they present possible extreme compliance outcomes.

For these scenario analyses, all 2,902 potentially affected facilities were modeled for every year from 2022-2031 using their square footage and the applicable average trip generation rates to determine their compliance obligation. All results presented in this section assume a rule stringency of .0025 and three-year phase-in period. The amount of warehousing space was assumed to grow 1.8% per year, consistent with analysis from SCAG.^{27,28} In addition, the scenario analysis attempts to isolate and attribute capital and O&M costs for only the equipment incremental to current CARB regulations such as CARB's ACT and Low NOx Omnibus regulations.²⁹

Tables 19 – 24 below present the total number of each compliance action for each scenario over the 2022-2031 compliance period. Table 19 presents the number of ZE and NZE truck acquisitions by scenario by year, and Table 20 presents the associated usage in vehicle miles traveled (VMT). Projected ZE and NZE truck visits from a non-owned fleet are shown in Table 21. Truck visits in Scenario 7a earn points toward compliance obligation but do not result in additional costs to facilities.

The number of equipment acquisitions in each compliance year for Scenario 6 (level 3 chargers), Scenario 12 (hydrogen stations), Scenario 17 (TRU plugs), and Scenario 18 (ZE yard trucks) are presented in Table 22. The number of equipment acquisitions for Scenario 11 (rooftop solar), Scenario 15 (filter systems), and Scenario 16 (filters) are shown in Table 23.

Table 24 presents the total annual mitigation fees paid for Scenarios 3, 5, 6, 7, 7a, 11, and 17 inclusive of the additional 6.25% Mitigation Program Fee outlined in PR 316. These mitigation fee payments represent warehouses voluntarily choosing this compliance action over a variety of other compliance actions allowed to comply with PR 2305. Table 25 lists projected administrative costs associated with PR 316 fees, reporting, camera installations, video review, and truck surveys

²⁷ For information on average trip generation rates, see PR 2305 (d)(1)(C)

²⁸ https://scag.ca.gov/sites/main/files/file-attachments/final_report_03_30_18.pdf

²⁹ Scenario modeling assumptions regarding the impacts of CARB regulations on facility's compliance point obligation have changed since the release of the previous PR2305 Draft Socioeconomic Impact Assessment dated March 2021. As a result of the changes, the number of compliance actions necessary has decreased, resulting in decreases in both compliance costs and emissions reductions.

for every scenario except Scenario 17. Scenario 17 applies only to cold-storage facilities and total administrative costs are proportionate to the number of facilities in each compliance year. Total annual average administrative costs across all potentially affected facilities are expected to range from \$34.7M to \$44.6M per year in all scenarios excluding Scenario 17.

Table 19: ZE and NZE Truck Acquisitions by Scenario by Year.

	Equipment	2022	2023	2024	2025	2026	2027	2028	2029	2030	2031
Sc1	NZE Class 8	2,092	2,654	4,022	1,474	731	322	369	163	129	109
Sc2	NZE Class 8	3,015	2,423	4,317	1,224	825	362	176	151	130	110
Sc3	NZE Class 8	2,092	7,162	1,951	1,178	212	178	163	143	117	478
Sc6	ZE Class 8	0	4	50	111	105	34	5	0	0	0
Sc6	ZE Class 6	0	3,471	5,448	4,355	4,242	2,606	1,162	726	260	199
Sc8	NZE Class 6	4,403	7,300	10,589	7,158	5,007	1,679	649	481	415	339
Sc12	ZE Class 8	0	955	1,003	1,160	2,284	1,013	628	159	117	91
Sc13	ZE Class 2b-3	7,066	11,521	15,325	9,347	5,056	1,765	765	676	574	478

Table 20: ZE and NZE Truck VMT (in millions) by Scenario by Year.

	Equipment	2022	2023	2024	2025	2026	2027	2028	2029	2030	2031
Sc1	NZE Class 8	43.4	141.9	280.4	394.4	440.2	462.0	476.4	487.4	493.4	498.4
Sc2	NZE Class 8	62.6	175.4	315.2	430.2	472.7	497.3	508.5	515.3	521.1	526.1
Sc3	NZE Class 8	43.4	235.4	424.5	489.4	518.2	526.3	533.4	539.8	545.2	557.5
Sc6	ZE Class 8	0.0	0.0	0.2	2.1	4.6	4.4	1.4	0.2	0.0	0.0
Sc6	ZE Class 6	0.0	0.0	51.3	80.5	64.3	62.6	38.5	17.2	10.7	3.8
Sc8	NZE Class 6	32.5	118.9	251.0	382.1	471.9	521.3	538.4	546.8	553.4	559.0
Sc12	ZE Class 8	0.0	19.8	60.4	105.3	176.8	245.2	279.2	295.6	301.3	305.6
Sc13	ZE Class 2b-3	56.2	204.1	417.7	614.0	728.6	782.8	803.0	814.4	824.4	832.7

Table 21: ZE and NZE Truck Visits (Non-Owned Fleet) by Scenario by Year (in millions)

	Equipment	2022	2023	2024	2025	2026	2027	2028	2029	2030	2031
Sc4	NZE Class 8	1.18	2.76	4.63	5.37	5.62	5.48	5.23	4.87	4.40	3.79
Sc5	ZE Class 8	0.00	2.28	3.82	4.42	4.63	4.51	4.31	4.01	3.63	3.12
Sc7a	NZE Class 8	0.00	1.30	2.77	4.30	5.34	5.39	5.42	5.44	5.45	5.46
Sc7a	NZE Class 6	0.00	0.00	0.28	0.79	0.79	0.79	0.79	0.79	0.79	0.78
Sc9	NZE Class 6	4.12	9.67	16.22	18.78	19.66	19.17	18.31	17.06	15.41	13.26
Sc10	ZE Class 6	4.12	9.67	16.22	18.78	19.66	19.17	18.31	17.20	15.53	13.42
Sc14	ZE Class 2b-3	5.49	12.89	21.62	25.04	26.21	25.56	24.41	22.74	20.55	17.68

Table 22: Equipment Acquisitions by Year - Scenarios 6, 12, 17, and 18

	Equipment	2022	2023	2024	2025	2026	2027	2028	2029	2030	2031
Sc6	Chargers	1,857	1,023	1,192	119	132	127	119	110	99	85
Sc12	H2 Stations	955	1,003	1,160	54	54	54	54	54	54	54
Sc17	TRU Plugs	158	322	286	179	24	22	22	22	21	19
Sc18	ZE Yard Trucks	974	1,101	1,372	162	158	176	40	34	31	28

Table 23: Equipment Acquisitions by Year - Scenarios 11, 15, and 16 (in thousands)

	Equipment	2022	2023	2024	2025	2026	2027	2028	2029	2030	2031
Sc11	Solar (kW)	903.0	1752.6	1702.2	1154.4	705.4	154.7	103.9	102.6	101.4	96.7
Sc15	Filter Systems	62.0	145.4	243.7	282.0	295.0	317.1	275.0	256.2	231.7	199.5
Sc16	Filters	531.5	1247.7	2092.2	2422.9	2535.4	2473.3	2362.0	2200.3	1988.2	1710.8

Table 24: Mitigation Fee Paid by Scenario by Year (Inclusive of 6.25% Mitigation Program Fees) (in millions)

	Equipment	2022	2023	2024	2025	2026	2027	2028	2029	2030	2031
Sc3	NZE Class 8	\$77.19	\$6.95	\$6.85	\$9.36	\$10.76	\$9.80	\$9.23	\$8.49	\$7.70	\$5.19
Sc5	ZE Class 8	\$143.87	\$0.00	\$0.00	\$0.00	\$0.00	\$0.00	\$0.00	\$0.00	\$0.00	\$0.00
Sc6	ZE Class 6 & 8	\$0.00	\$0.00	\$0.00	\$0.00	\$0.01	\$0.01	\$0.01	\$0.02	\$0.02	\$0.02
Sc7	Mitigation Fee	\$143.87	\$341.98	\$581.76	\$682.29	\$733.40	\$747.07	\$760.75	\$774.43	\$788.11	\$801.78
Sc7a	Mitigation Fee	\$143.87	\$197.84	\$236.17	\$114.12	\$2.31	\$0.12	\$0.00	\$0.00	\$0.00	\$0.00
Sc11	Solar	\$0.00	\$45.48	\$7.04	\$389.33	\$465.76	\$516.93	\$548.19	\$505.08	\$448.72	\$375.17
Sc17	TRU	\$0.00	\$0.07	\$3.57	\$6.23	\$8.46	\$7.98	\$6.98	\$5.62	\$3.85	\$1.62

Note: Warehouse operators have a variety of options outside of paying a mitigation fee to comply with PR 2305. Values presented in this table encompass possible mitigation fee totals paid if all warehouse operators choose to comply with PR 2305 voluntarily choosing the compliance method specific to each listed scenario.

Table 25: Administrative Costs by Year (millions) (excluding Scenario 17)

	2022	2023	2024	2025	2026	2027	2028	2029	2030	2031
316 Fees	\$1.03	\$1.53	\$2.05	\$1.87	\$1.87	\$1.87	\$1.87	\$1.87	\$1.87	\$1.87
Reporting	\$1.67	\$3.37	\$5.09	\$5.15	\$5.21	\$5.27	\$5.33	\$5.39	\$5.44	\$5.50
Cameras	\$2.67	\$2.72	\$2.76	\$0.09	\$0.09	\$0.09	\$0.09	\$0.09	\$0.09	\$0.09
Reviewing Video	\$9.60	\$19.40	\$29.33	\$29.66	\$30.00	\$30.34	\$30.68	\$31.02	\$31.36	\$31.69
Truck Surveys	\$3.47	\$7.01	\$10.59	\$10.71	\$10.83	\$10.96	\$11.08	\$11.20	\$11.32	\$11.45

Table 26 presents total annual costs by scenario. Total costs include one-time costs resulting from equipment acquisition, recurring costs associated with equipment usage, mitigation fees paid, and administrative costs and fees. Table 27 below shows a cost summary for each compliance scenario including net present value (assuming 1% and 4% discount rates), average annual cost, and the weighted average annual cost per square foot of warehouse space after taking into account equipment acquisition from CARB's ACT and Low NOx Omnibus regulations. The total costs presented here are inclusive of all administrative costs and fees related to compliance. Average annual costs range from -\$12.6M/yr. (or -\$0.02/sq. ft./yr.) for the lowest cost scenario (Scenario

10: ZE Class 6 Visits from a Non-owned Fleet) up to \$979.0M/yr. (or \$1.21/sq. ft./yr.) for the highest cost scenario (Scenario 11: Solar Panel Installations).

Scenario costs are typically highest in the initial years of the compliance period due to the fact that the scenarios assume that capital equipment acquisitions take place early in the analysis timeframe. Later in the analysis timeframe, costs are typically much lower due to the fact that compliance obligations can be met much more cheaply through equipment usage. Staff believes that the scenario cost estimates are conservative for two reasons, (1) the compliance period analyzed is shorter than the assumed useful life of the majority of equipment, and (2) fuel and maintenance savings resulting from NZE/ZE truck usage are only accrued for the mileage associated with warehouse visits. Extending the analysis timeframe further and accounting for the per mile savings of all truck mileage would result in the accrual of significant savings to warehouse operators using NZE/ZE truck acquisition and usage to meet their compliance obligations.

The costs presented here are default calculations broadly applicable to the industry, however individual warehouse operators may identify different specific costs for their operations. Warehouse operators are assumed to gravitate towards the lowest cost options for their specific situations. As such, the maximum average cost warehouse operators would be expected to incur is \$0.83/sq. ft./yr. resulting from the mitigation fee scenario. However, based on the cost analysis, it is likely that in most situations warehouse operators will identify substantially cheaper options that work within their operations.

Table 26: Total Annual Costs by Scenario (in millions)

	Equipment	2022	2023	2024	2025	2026	2027	2028	2029	2030	2031
Sc1	NZE Class 8	\$153	\$202	\$466	\$130	\$81	\$54	\$57	\$44	\$42	\$41
Sc2	NZE Class 8	\$272	\$186	\$512	\$113	\$86	\$56	\$44	\$42	\$41	\$40
Sc3	NZE Class 8	\$94	\$33	\$43	\$41	\$42	\$41	\$41	\$40	\$40	\$37
Sc4	NZE Class 8	\$32	\$66	\$103	\$109	\$112	\$111	\$109	\$105	\$100	\$94
Sc5	ZE Class 8	\$162	\$175	\$149	\$137	\$121	\$102	\$85	\$70	\$57	\$56
Sc6	ZE Class 6 & 8	\$149	\$365	\$473	\$239	\$220	\$137	\$86	\$76	\$63	\$64
Sc7	Mitigation Fee	\$159	\$369	\$621	\$719	\$771	\$785	\$799	\$813	\$827	\$841
Sc7a	Mitigation Fee	\$162	\$232	\$286	\$162	\$50	\$49	\$49	\$50	\$50	\$51
Sc8	NZE Class 6	\$147	\$391	\$698	\$350	\$154	\$50	\$18	\$13	\$11	\$9
Sc9	NZE Class 6	\$22	\$43	\$65	\$65	\$66	\$66	\$66	\$65	\$64	\$63
Sc10	ZE Class 6	\$18	\$20	\$8	-\$12	-\$23	-\$29	-\$31	-\$31	-\$28	-\$17
Sc11	Solar	\$2,543	\$4,727	\$4,067	\$2,436	\$932	-\$756	-\$910	-\$986	-\$1,074	-\$1,189
Sc12	ZE Class 8	\$1,928	\$2,180	\$2,472	\$272	\$357	\$274	\$248	\$217	\$210	\$209
Sc13	ZE Class 2b-3	\$181	\$244	\$260	\$132	\$54	\$4	-\$11	-\$13	-\$15	-\$16
Sc14	ZE Class 2b-3	\$79	\$140	\$171	\$164	\$149	\$129	\$110	\$93	\$77	\$74
Sc15	Filter System	\$176	\$405	\$673	\$770	\$804	\$862	\$753	\$705	\$641	\$558
Sc16	Filter	\$174	\$401	\$667	\$764	\$798	\$780	\$747	\$698	\$635	\$552
Sc17	TRU	\$1	\$2	\$6	\$8	\$10	\$9	\$8	\$7	\$5	\$3
Sc18	Yard Trucks	\$219	\$226	\$248	\$79	\$79	\$81	\$67	\$67	\$67	\$67

Table 27: Total Cost Summary for All Scenarios

	Equipment	Discounted Total Costs - NPV (1%) (in millions)	Discounted Total Costs - NPV (4%) (in millions)	Average Annual Cost (in millions)	Average Annual Cost (\$/sq. ft)
Sc1	NZE Class 8	\$1,225.7	\$1,102.6	\$127.2	\$0.16
Sc2	NZE Class 8	\$1,345.1	\$1,219.9	\$139.2	\$0.17
Sc3	NZE Class 8	\$430.2	\$374.4	\$45.2	\$0.06
Sc4	NZE Class 8	\$887.4	\$749.5	\$94.1	\$0.12
Sc5	ZE Class 8	\$1,067.2	\$941.8	\$111.5	\$0.14
Sc6	ZE Class 6 & 8	\$1,799.3	\$1,603.8	\$187.3	\$0.23
Sc7	Mitigation Fee	\$6,298.0	\$5,264.0	\$670.2	\$0.83
Sc7a	Mitigation Fee	\$1,097.7	\$985.5	\$114.0	\$0.14
Sc8	NZE Class 6	\$1,785.0	\$1,627.1	\$184.3	\$0.23
Sc9	NZE Class 6	\$553.6	\$467.6	\$58.7	\$0.07
Sc10	ZE Class 6	-\$114.9	-\$87.3	-\$12.6	-\$0.02
Sc11	Solar	\$9,796.9	\$9,712.2	\$979.0	\$1.21
Sc12	ZE Class 8	\$8,117.5	\$7,445.5	\$836.7	\$1.04
Sc13	ZE Class 2b-3	\$803.2	\$752.8	\$82.1	\$0.10
Sc14	ZE Class 2b-3	\$1,128.8	\$978.3	\$118.7	\$0.15
Sc15	Filter System	\$5,985.7	\$5,056.7	\$634.7	\$0.79
Sc16	Filter	\$5,862.9	\$4,953.4	\$621.6	\$0.77
Sc17	TRU	\$54.2	\$45.8	\$5.7	\$0.70
Sc18	Yard Trucks	\$1,152.6	\$1,028.7	\$120.0	\$0.15

JOBS AND OTHER SOCIOECONOMIC IMPACTS

The REMI model (PI+ v2.4.1) was used to assess the total socioeconomic impacts of the regulatory change from PR 2305.³⁰ The model links the economic activities in the counties of Los Angeles, Orange, Riverside, and San Bernardino, and for each county, it is comprised of five interrelated blocks: (1) output and demand, (2) labor and capital, (3) population and labor force, (4) wages, prices and costs, and (5) market shares.³¹

Given the uncertain nature of compliance action taken by each potentially affected warehouse operator potentially subject to PR 2305, a bounding analysis was performed in estimating jobs affects estimated due to implementation of PR 2305. This bounding analysis analyzes scenarios

³⁰ Regional Economic Modeling Inc. (REMI). Policy Insight® for the South Coast Area (160-sector model). Version 2.4.1, 2020.

³¹ Within each county, producers are made up of 156 private non-farm industries and sectors, three government sectors, and a farm sector. Trade flows are captured between sectors as well as across the four counties and the rest of U.S. Market shares of industries are dependent upon their product prices, access to production inputs, and local infrastructure. The demographic/migration component has 160 ages/gender/race/ethnicity cohorts and captures population changes in births, deaths, and migration. (For details, please refer to REMI online documentation at <http://www.remi.com/products/pi>.)

wherein all warehouse operators are assumed to comply using the same compliance action. South Coast AQMD staff modeled and presents the results of those scenarios which they believe to be high- and low-cost scenarios, along with a few additional scenarios to provide a more complete picture of the range of jobs impacts due to implementation of PR 2305.

The scenarios modeled to estimate the range of jobs impacts due to implementation of PR 2305 are scenarios 3, 6, 7, 7a, 10, and 13. Scenarios 3 and 10 are low-cost natural gas and zero-emission scenarios respectively. Scenarios 7 and 7a are high-cost scenarios from all warehouse operators complying with PR 2305 through paying a mitigation fee. Scenario 6 was included to consider a scenario involving electric vehicle charger installations. Scenario 13 is maintained for comparison to an earlier draft of this socioeconomic impact assessment, wherein Scenario 13 was the low-cost zero-emission scenario. Each scenario is described in Table 15.

Each assessment herein is performed relative to a baseline (“business as usual”) where PR 2305 would not be adopted. Adoption of PR 2305 would create a regulatory scenario under which the potentially affected facilities would incur average annual compliance costs estimated to range from about -\$13 to \$670 million for low- and high-cost scenarios respectively.

Direct effects of proposed rules/amendments must be estimated and used as inputs into the REMI PI+ model in order for the model to assess secondary and induced impacts for all actors in the four-county economy on an annual basis and across a user-defined horizon (2022 - 2031). Direct effects of PR 2305 include additional costs to the potentially affected facilities and additional sales by local vendors of equipment, devices, or services supplying the necessary goods/services to help the potentially affected facilities meet the proposed requirements of PR 2305.

While compliance expenditures may increase the cost of doing business for affected facilities, the purchase and installation of additional equipment combined with spending on operation and maintenance may increase sales in other sectors. Table 25 lists the sectors modeled in REMI PI+ which incur a cost/benefit from compliance expenditures.³²

All expected PR 2305 compliance costs are included in the REMI PI+ model as increased demand/spending in the industry categories listed in Table 25. This could substantially mute negative regional effects on employment if the REMI PI+ model assumed all spending from any industry in the South Coast AQMD jurisdiction was spent within the South Coast AQMD jurisdiction. This worry is mitigated as each industry is provided a set of “regional purchase coefficients,” which account for regional spending/final demand to be met by companies within and outside the South Coast AQMD jurisdiction.

³² Improved public health due to reduced criteria and toxic air pollution may improve worker productivity and other economic factors. Including these factors in a jobs/REMI analysis would only increase the desire of individuals to relocate or stay in the South Coast AQMD jurisdiction. Thus the jobs estimates provided are conservative estimates, and would likely be less after accounting for this improved “amenity” value.

Table 25: Industries Incurring Costs or Benefitting from PR 2305 Compliance

Compliance Cost Source	Industries Incurring Compliance Costs (NAICS in REMI)	Industries with Adjusted Demand (NAICS in REMI)
NZE and/or ZE truck purchases ^{3,6,7,7a,13}	Total annual compliance cost split amongst all industries potentially affected by PR 2305 proportional to total warehouse square footage. ³³	<i>One-time Capital:</i> Motor Vehicle Manufacturing (NAICS 3361)
Reduced purchase of diesel fuel ^{3,6,7,7a,10,13}		<i>Recurring:</i> Petroleum and Coal Products Manufacturing (NAICS 324)
Purchase of natural gas fuel ^{3,7,7a}		<i>Recurring:</i> Oil and Gas Extraction (NAICS 211)
Purchase of electricity as fuel ^{6,7,10,13}		<i>Recurring:</i> Electric Power Generation, Transmission, and Distribution (NAICS 2211)
Net change in maintenance cost ^{3,6,7,7a,10,13}		<i>Recurring:</i> Automotive Repair and Maintenance (NAICS 8111)
Net change in insurance cost ^{3,6,7,7a,10,13}		<i>Recurring:</i> Insurance Carriers (NAICS 5241)
Net change in DMV fees ^{6,7,10,13}		<i>Recurring:</i> State Government (NAICS 92)
Level 3 charger purchase ^{6,7}		<i>One-time Capital:</i> Other Electrical Equipment and Component Manufacturing (NAICS 3359)
Level 3 charger construction ^{6,7}		<i>One-time Capital:</i> Construction (NAICS 23)
Level 3 charger permitting ^{6,7}		<i>Recurring:</i> Local Government (NAICS 92)
Level 3 charger energization ^{6,7}		<i>One-time Capital:</i> Electric Power Generation, Transmission, and Distribution (NAICS 2211)
Administrative costs for reporting requirements ^{3,6,7,7a,10,13}		<i>Recurring:</i> Other professional, scientific, and technical services (NAICS 5419)

Note: Superscript values indicate scenarios including each compliance cost source and respective demand.

As presented in Figure 2, PR 2305 is expected to result in an industry-wide average of about 240 net jobs added to 11,100 net jobs foregone annually from 2022 to 2031 for the low-cost (Scenario 10) and high-cost (Scenario 7) scenarios respectively. The projected job impacts represent about a

³³ Warehouse operator NAICS and square footage used from CoStar warehouse single-tenant operators and Dun and Bradstreet data matching described in the “Affected Industries/Facilities” section of this report. Industry-by-county shares of total compliance costs were estimated from this data based on total square footage. Any industry-by-county-by-year expected compliance cost was estimated from total annual compliance cost multiplied by the industry’s respective industry-by-county square-footage share relative to total square footage of warehouse space potentially affected by PR 2305.

0.002% increase to a 0.1% decrease of total employment in the four-county region for both low- and high-cost scenarios.

Figure 2: PR 2305 Projected Regional Foregone Jobs, 2022 – 2031

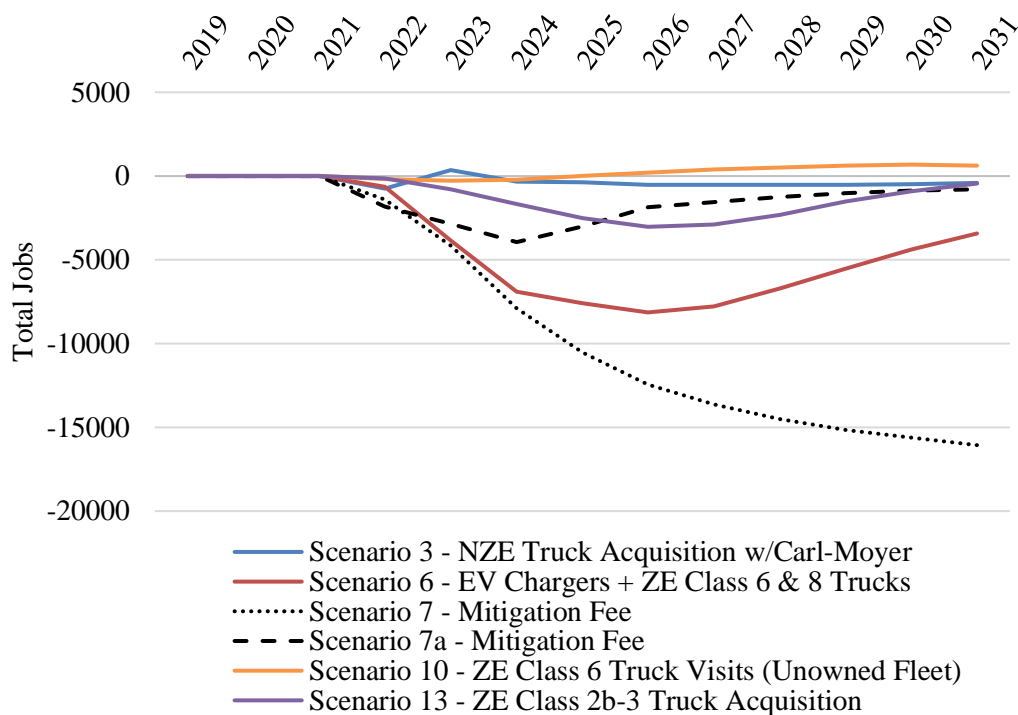
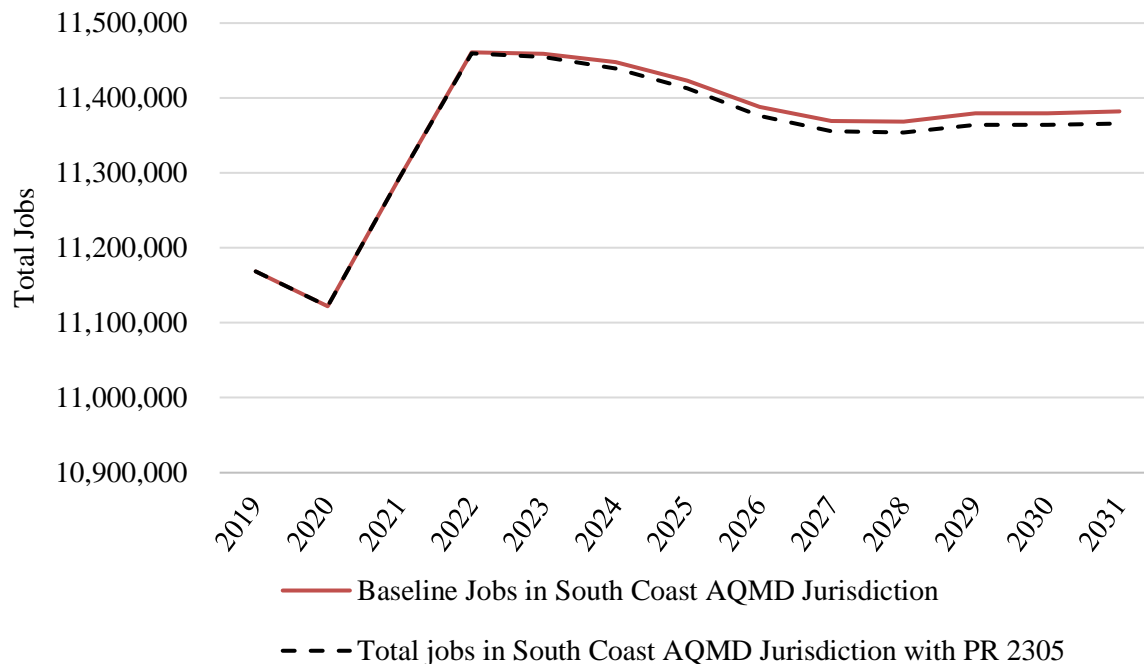


Figure 3 plots predicted foregone jobs, baseline jobs, and total jobs following adoption of PR 2305 through Scenario 7 (high-cost scenario) in 2019 to 2031. Figure 3 illustrates the predicted job impacts from PR 2305 are small relative to the total predicted jobs. Moreover, job reductions estimated from PR 2305 are viewed as foregone jobs, in that the total number of jobs in the compliance period is higher than the total number of jobs before the compliance period.

Tables 26-31 present expected job impacts of PR 2305 for each scenario modeled, presenting the top 10 industries with negative job impacts, and the top three industries with expected positive job impacts, and the remaining industries grouped together. For all scenarios except Scenario 10, job losses are expected from 2022 to 2031 due to PR 2305. Retail trade (NAICS 44-45) and construction (NAICS 23) are expected to bear most of the estimated total compliance cost of PR 2305, with an estimated total 410 jobs forgone on average annually between 2022 to 2031 for the NZE low-cost scenario (Scenario 3), and an estimated total 11,100 jobs forgone on average annually between 2022 to 2031 for the high-cost scenario (Scenario 7).

Figure 3: PR 2305 Projected Regional Job Impact 2019 – 2031 (High-Cost Scenario)

Job losses in retail trade and construction are highest across all scenarios for two reasons. First, and most importantly, retail trade and construction are sectors that are highly linked to all other sectors. Since this rule imposes costs on a broad group of industries, each of those industries is expected to have less money to spend on other projects/activities, affecting to a greater proportion retail trade and construction. Historically around 10% of jobs losses predicted in many socioeconomic impact assessments performed by the South Coast AQMD come from construction, and another 10% from retail trade, even for rules not directly affecting facilities in those sectors. This same occurrence is estimated to occur for implementation of PR 2305. Second, some of the warehouse operators affected by PR 2305 are in the retail trade or construction sector.

In all scenarios warehousing and storage (NAICS 493) is also estimated to experience a reduction in jobs.³⁴ Interestingly, the automotive repair and maintenance sector (NAICS 8111) is expected to see notable job gains in scenarios where NZE vehicles are adopted to comply with PR 2305, and forgone jobs where ZE vehicles are adopted to comply with PR 2305.

For sectors experiencing job gains, two groupings are notable. First the sectors of electric power generation, transmission, and distribution (NAICS 2211) and other electrical equipment and component manufacturing (NAICS 3359).³⁵ These sectors experience job gains when there is ZE

³⁴ Although this is a rule designed to affect trucking activities going to warehouses, most businesses with warehousing activities are not classified formally as being in the “warehousing and storage” industry. Thus the largest job reductions occur from indirect effects of a large group of facilities directing funds away from projects/spending into sectors like retail trade and construction.

³⁵ Scenario 7 assumes collected mitigation fee revenue is spent 50% on electric vehicle chargers and 50% on natural-gas and electric trucks. Spending on trucks scales linearly from 100% spent on natural-gas trucks in 2022, to 100% spent on electric trucks in 2031.

infrastructure and ZE vehicle charging expected due to PR 2305. The second grouping of note is other professional, scientific, and technical services (5419). The increase in this sector represents expected job increases due to reporting and other administrative requirements of PR 2305. Admittedly these additional jobs may be seen not in the other professional, scientific, and technical services sector, but rather in the industries directly affected by PR 2305.

Table 26: PR 2305 Job Impacts (NZE Low-Cost Scenario, Scenario 3)

Industry	REMI NAICS	2022	2024	2027	2031	Average annual jobs change (2022-2031)	Baseline annual jobs (2022-2031)	% Change from average baseline (2022-2031)
Retail trade	44-45	-181	-114	-121	-110	-117	947,862	-0.01%
Construction	23	-136	-111	-117	-69	-100	505,066	-0.02%
Warehousing and storage	493	-28	-42	-53	-53	-46	130,131	-0.04%
Wholesale trade	42	-40	-41	-57	-49	-45	422,236	-0.01%
Food services and drinking places	722	-39	-27	-35	-33	-30	795,336	0.00%
Apparel, leather and allied product manufacturing	315, 316	-19	-23	-28	-29	-26	62,634	-0.04%
Truck transportation	484	-15	-24	-30	-27	-25	105,660	-0.02%
Petroleum and coal products manufacturing	324	-3	-24	-28	-26	-23	4,950	-0.46%
State and local government	92	25	16	-70	-66	-23	945,760	0.00%
Real estate	531	-36	-25	-22	-17	-21	588,058	0.00%
Oil and gas extraction	211	1	8	8	7	7	6,974	0.10%
Automotive repair and maintenance	8111	-9	82	102	107	84	99,205	0.08%
Other professional, scientific, and technical services	5419	97	303	305	311	275	61,257	0.45%
	Other	-367	-304	-390	-341	-322	6,730,678	0.00%
	Total	-748	-326	-534	-395	-410	11,405,806	0.00%

Note: Adding all industry values may not add to total amount due to rounding.

Table 27: PR 2305 Job Impacts (ZE with Infrastructure Scenario, Scenario 6)

Industry	REMI NAICS	2022	2024	2027	2031	Average annual jobs change (2022-2031)	Baseline annual jobs (2022-2031)	% Change from average baseline (2022-2031)
Retail trade	44-45	-256	-1,309	-1,149	-550	-896	947,862	-0.09%
Construction	23	49	-950	-1,023	33	-612	505,066	-0.12%
State and local government	92	143	2	-543	-405	-307	945,760	-0.03%
Wholesale trade	42	-62	-358	-387	-205	-288	422,236	-0.07%
Food services and drinking places	722	-44	-331	-385	-240	-287	795,336	-0.04%
Warehousing and storage	493	-43	-277	-368	-250	-272	130,131	-0.21%
Apparel, leather and allied product manufacturing	315, 316	-31	-201	-265	-186	-198	62,634	-0.32%
Real estate	531	-44	-288	-265	-102	-197	588,058	-0.03%
Offices of health practitioners	6211-6213	-26	-178	-159	-71	-120	394,661	-0.03%
Business support services; Investigation and security services; Other support services	5614, 5616, 5619	-20	-141	-159	-84	-116	235,512	-0.05%
Motor vehicle manufacturing	3361	0	2	0	0	1	308	0.21%
Electric power generation, transmission and distribution	2211	11	12	-1	-3	2	9,465	0.02%
Other professional, scientific, and technical services	5419	97	270	270	295	250	61,257	0.41%
	Other	-420	-3,149	-3,361	-1,661	-2,458	6,307,521	-0.04%
	Total	-646	-6,895	-7,794	-3,428	-5,497	11,405,806	-0.05%

Note: Adding all industry values may not add to total amount due to rounding.

Table 28: PR 2305 Job Impacts (High-Cost Scenario, Scenario 7)

Industry	REMI NAICS	2022	2024	2027	2031	Average annual jobs change (2022-2031)	Baseline annual jobs (2022-2031)	% Change from average baseline (2022-2031)
Retail trade	44-45	-307	-1,372	-2,045	-2,337	-1,711	947,862	-0.18%
Construction	23	-193	-1,239	-1,864	-1,364	-1,373	505,066	-0.27%
State and local government	92	11	-249	-789	-1,183	-642	945,760	-0.07%
Food services and drinking places	722	-69	-368	-660	-850	-552	795,336	-0.07%
Wholesale trade	42	-76	-384	-659	-775	-541	422,236	-0.13%
Warehousing and storage	493	-47	-277	-588	-793	-487	130,131	-0.37%
Real estate	531	-64	-314	-481	-524	-393	588,058	-0.07%
Apparel, leather and allied product manufacturing	315, 316	-32	-196	-416	-555	-343	62,634	-0.55%
Automotive repair and maintenance	8111	-31	-111	-236	-726	-283	99,205	-0.29%
Offices of health practitioners	6211-6213	-40	-197	-292	-339	-245	394,661	-0.06%
Electric power generation, transmission and distribution	2211	1	-5	7	62	15	9,465	0.16%
Other electrical equipment and component manufacturing	3359	21	73	84	80	72	6,654	1.08%
Other professional, scientific, and technical services	5419	70	193	168	160	157	61,257	0.26%
	Other	-647	-3,440	-5,868	-6,920	-4,814	6,437,482	-0.07%
	Total	-1,402	-7,884	-13,640	-16,063	-11,141	11,405,806	-0.10%

Note: Adding all industry values may not add to total amount due to rounding.

Table 29: PR 2305 Job Impacts (High-Cost Scenario, Scenario 7a)

Industry	REMI NAICS	2022	2024	2027	2031	Average annual jobs change (2022-2031)	Baseline annual jobs (2022-2031)	% Change from average baseline (2022-2031)
Retail trade	44-45	-338	-681	-250	-178	-334	947,862	-0.04%
Construction	23	-285	-698	-152	31	-249	505,066	-0.05%
State and local government	92	-70	-157	-200	-128	-146	945,760	-0.02%
Wholesale trade	42	-92	-201	-110	-70	-115	422,236	-0.03%
Warehousing and storage	493	-52	-156	-118	-81	-108	130,131	-0.08%
Food services and drinking places	722	-83	-186	-99	-72	-107	795,336	-0.01%
Apparel, leather and allied product manufacturing	315, 316	-33	-108	-78	-54	-73	62,634	-0.12%
Real estate	531	-76	-156	-51	-28	-70	588,058	-0.01%
Truck transportation	484	-29	-75	-49	-30	-47	105,660	-0.04%
Business support services; Investigation and security services; Other support services	5614, 5616, 5619	-34	-80	-44	-28	-46	235,512	-0.02%
Oil and gas extraction	211	-1	3	6	4	4	6,974	0.06%
Automotive repair and maintenance	8111	-35	-15	73	48	35	99,205	0.04%
Other professional, scientific, and technical services	5419	92	286	300	309	268	61,257	0.44%
	Other	-783	-1,718	-804	-525	-913	6,500,116	-0.01%
	Total	-1,817	-3,942	-1,574	-802	-1,901	11,405,806	-0.02%

Note: Adding all industry values may not add to total amount due to rounding.

Table 30: PR 2305 Job Impacts (Low-Cost Scenario, Scenario 10)

Industry	REMI NAICS	2022	2024	2027	2031	Average annual jobs change (2022-2031)	Baseline annual jobs (2022-2031)	% Change from average baseline (2022-2031)
Automotive repair and maintenance	8111	-75	-282	-316	-214	-253	99,205	-0.26%
Petroleum and coal products manufacturing	324	-5	-20	-22	-14	-18	4,950	-0.36%
Oil and gas extraction	211	-5	-17	-18	-11	-15	6,974	-0.21%
Truck transportation	484	-6	-13	-5	3	-5	105,660	0.00%
Management of companies and enterprises	55	-2	-4	-3	0	-2	125,367	0.00%
Pipeline transportation	486	0	-2	-2	-1	-1	1,269	-0.10%
Warehousing and storage	493	-8	-18	0	15	-1	130,131	0.00%
Waste management and remediation services	562	-1	-2	-2	0	-1	21,709	-0.01%
Natural gas distribution	2212	0	-1	-1	-1	-1	8,486	-0.01%
Specialized design services	5414	-1	-2	-1	0	-1	43,593	0.00%
Electric power generation, transmission and distribution	2211	10	40	46	31	37	9,465	0.39%
Construction	23	-30	-24	98	84	51	505,066	0.01%
Other professional, scientific, and technical services	5419	101	308	315	320	283	61,257	0.46%
	Other	-163	-165	297	429	168	10,282,674	0.00%
	Total	-185	-203	387	641	240	11,405,806	0.00%

Note: Adding all industry values may not add to total amount due to rounding.

Table 31: PR 2305 Job Impacts (Scenario 13)

Industry	REMI NAICS	2022	2024	2027	2031	Average annual jobs change (2022-2031)	Baseline annual jobs (2022-2031)	% Change from average baseline (2022-2031)
Automotive repair and maintenance	8111	-35	-228	-393	-372	-299	99,205	-0.30%
Retail trade	44-45	-84	-342	-409	-69	-263	947,862	-0.03%
Construction	23	-43	-284	-360	158	-170	505,066	-0.03%
State and local government	92	69	20	-221	-118	-102	945,760	-0.01%
Warehousing and storage	493	-12	-73	-132	-58	-84	130,131	-0.06%
Wholesale trade	42	-8	-82	-141	-35	-83	422,236	-0.02%
Food services and drinking places	722	-12	-80	-134	-44	-82	795,336	-0.01%
Apparel, leather and allied product manufacturing	315, 316	-10	-53	-91	-42	-59	62,634	-0.09%
Real estate	531	-12	-72	-94	-4	-55	588,058	-0.01%
Offices of health practitioners	6211- 6213	-8	-47	-61	-10	-37	394,661	-0.01%
Insurance carriers	5241	1	6	13	20	12	50,524	0.02%
Electric power generation, transmission and distribution	2211	3	21	38	40	30	9,465	0.31%
Other professional, scientific, and technical services	5419	101	299	298	316	273	61,257	0.45%
	Other	-93	-754	-1,200	-231	-704	6,393,612	-0.01%
	Total	-144	-1,668	-2,887	-449	-1,625	11,405,806	-0.01%

Note: Adding all industry values may not add to total amount due to rounding.

The foregone jobs estimates from PR 2305 implementation come about due to less investment spending and less future production, i.e. forgone output. Tables 32 and 33 present estimated forgone output by industry from the lower-cost scenario of Scenario 7a and the high-cost scenario of Scenario 7. Similar to tables presenting forgone jobs, Tables 32 and 33 show the top 10 most adversely impacted industries, and the top three most benefitting industries due to PR 2305. Relative to total economic output within the South Coast AQMD four-county region, PR 2305 may reduce average annual output between 0.02% and 0.10%.

Table 32: PR 2305 Estimated Impact on Output (Scenario 7a) (\$2018 million)

Industry	REMI NAICS	2022	2024	2027	2031	Average annual output change (2022- 2031)	Baseline average annual output (2022- 2031)	% Change in average annual output (2022- 2031)
Petroleum and coal products manufacturing	324	-\$4	-\$102	-\$179	-\$128	-\$127	\$39,109	-0.33%
Retail trade	44-45	-\$39	-\$82	-\$33	-\$25	-\$42	\$116,864	-0.04%
Wholesale trade	42	-\$29	-\$67	-\$40	-\$28	-\$41	\$153,720	-0.03%
Construction	23	-\$44	-\$108	-\$25	\$4	-\$39	\$82,318	-0.05%
Real estate	531	-\$40	-\$85	-\$28	-\$15	-\$38	\$309,889	-0.01%
Apparel, leather and allied product manufacturing	315, 316	-\$6	-\$21	-\$17	-\$13	-\$15	\$7,767	-0.20%
Warehousing and storage	493	-\$5	-\$14	-\$11	-\$8	-\$10	\$11,454	-0.09%
Truck transportation	484	-\$5	-\$14	-\$10	-\$7	-\$9	\$20,932	-0.04%
Food services and drinking places	722	-\$6	-\$13	-\$7	-\$5	-\$8	\$57,676	-0.01%
Scenic and sightseeing transportation and support activities for transportation	487, 488	-\$3	-\$10	-\$7	-\$5	-\$7	\$15,192	-0.04%
Automotive repair and maintenance	8111	-\$4	-\$2	\$8	\$5	\$4	\$10,518	0.03%
Motor vehicle manufacturing	3361	-\$2	\$37	-\$2	-\$2	\$12	\$9,062	0.13%
Other professional, scientific, and technical services	5419	\$12	\$37	\$40	\$42	\$36	\$9,170	0.39%
	Other	-\$142	-\$325	-\$193	-\$132	-\$195	\$1,396,285	-0.01%
	Total	-\$316	-\$767	-\$505	-\$316	-\$480	\$2,239,957	-0.02%

Table 33: PR 2305 Estimated Impact on Output (Scenario 7) (\$2018 million)

Industry	REMI NAICS	2022	2024	2027	2031	Average annual output change (2022- 2031)	Baseline average annual output (2022-2031)	% Change in average annual output (2022-2031)
Petroleum and coal products manufacturing	324	-\$3	-\$75	-\$275	-\$521	-\$246	\$39,109	-0.63%
Retail trade	44-45	-\$36	-\$165	-\$262	-\$326	-\$222	\$116,864	-0.19%
Real estate	531	-\$34	-\$170	-\$269	-\$301	-\$220	\$309,889	-0.07%
Construction	23	-\$30	-\$192	-\$296	-\$225	-\$219	\$82,318	-0.27%
Wholesale trade	42	-\$24	-\$127	-\$237	-\$311	-\$198	\$153,720	-0.13%
Apparel, leather and allied product manufacturing	315, 316	-\$6	-\$37	-\$87	-\$130	-\$74	\$7,767	-0.95%
Warehousing and storage	493	-\$4	-\$25	-\$56	-\$77	-\$46	\$11,454	-0.40%
Food services and drinking places	722	-\$5	-\$26	-\$48	-\$63	-\$40	\$57,676	-0.07%
Truck transportation	484	-\$4	-\$24	-\$47	-\$63	-\$39	\$20,932	-0.19%
Offices of health practitioners	6211-6213	-\$5	-\$26	-\$41	-\$51	-\$35	\$54,736	-0.06%
Other professional, scientific, and technical services	5419	\$9	\$25	\$22	\$21	\$20	\$9,170	0.22%
Other electrical equipment and component manufacturing	3359	\$7	\$24	\$29	\$29	\$25	\$2,385	1.03%
Motor vehicle manufacturing	3361	\$14	\$54	\$65	\$70	\$57	\$9,062	0.62%
	Other	-\$100	-\$618	-\$1,199	-\$1,572	-\$995	\$1,364,874	-0.07%
	Total	-\$220	-\$1,383	-\$2,701	-\$3,521	-\$2,234	\$2,239,957	-0.10%

Competitiveness

PR 2305 may raise the cost of operating a warehouse in the South Coast AQMD jurisdiction relative to warehouses operating outside the South Coast AQMD jurisdiction, both near and far. South Coast AQMD staff examined the potential for warehouse operators possibly relocating their operations outside the South Coast AQMD jurisdiction, as well as warehouse operators that remain in the South Coast AQMD jurisdiction possibly losing customers due to the desire of warehouse operators to pass on some of the regulatory costs of PR 2305 to their customers.

South Coast AQMD staff is aware of two studies which consider the effects of heightened costs on the goods movement sector, and how those heightened costs might affect warehouse relocation or goods diversion from the ports of Los Angeles and Long Beach.

The first study was completed in 2020 by Industrial Economics, Inc. (IEc) on behalf of the South Coast AQMD. IEc's study investigates the likelihood warehouses within the South Coast AQMD jurisdiction may relocate due to PR 2305 implementation to other regions in southern California, southern Nevada, and western Arizona. A warehouse is estimated to relocate to another region if the estimated cost of operating within the South Coast AQMD jurisdiction is higher than the estimated cost of performing the same operations in the relocation region considered, constrained by available warehouse space.

The IEc study considers the costs of operating each warehouse in the South Coast AQMD jurisdiction for another 20 years. The IEc study includes warehouse rental, labor, power, and goods transportation costs of operating in both the South Coast AQMD jurisdiction along with each relocation region. The cost of operating in the South Coast AQMD jurisdiction is raised by the \$ per square foot cost of complying with PR 2305, conservatively assuming the annual compliance cost occurs immediately upon rule passage for all warehouses greater than 100,000 square feet. The cost of operating after relocating outside the South Coast AQMD jurisdiction is raised due to estimated moving costs, as well as a possibility of new warehouse development costs when considering a scenario where land yet to be zoned for warehousing may become zoned and built on over the next 20 years.

The IEc analysis results indicate at compliance cost ranges of \$0.00-\$1.50 per square foot, no warehouses in the South Coast AQMD jurisdiction would relocate. The IEc analysis results also indicate approximately five to six warehouses may relocate to the Bakersfield region of California if PR 2305 compliance costs were in the range of \$1.50-\$2 per square foot. South Coast AQMD staff interprets the IEc analysis as indicating no warehouses would relocate outside the South Coast AQMD jurisdiction under the currently proposed PR 2305 stringency which could result in a high end mitigation fee of about \$0.82 per square foot.

In preparation for implementing a clean truck fund rate at the Port of Los Angeles (POLA) and Port of Long Beach (POLB), POLA and POLB hired Davies Transportation Consulting Inc. to perform a study estimating the amount of goods diversion away from the POLA/POLB due to a range of clean truck fund rates, considering \$0 to \$70 per twenty-foot-equivalent unit (TEU) container. The latest draft of this report was released December 2019. Based on the results of this study, the ports of Los Angeles and Long Beach have decided to implement a \$10 per TEU clean truck fund rate.

South Coast AQMD staff's current high-cost estimate of PR 2305 is approximately \$650 million annually assuming all warehouses subject to PR 2305 complied with PR 2305 by paying a mitigation fee.³⁶ Estimates of TEUs through POLA and POLB in 2020 total approximately 17.3

³⁶ This scenario assumes a compliance cost of \$0.75 per square foot, a mitigation fee of \$1,000 per WAIRE point, and no usage of mitigation fee revenue to replace trucks visiting warehouses with near-zero-emission or zero-emission vehicles.

million annually.³⁷ Thus PR 2305 could be viewed as adding on a cost of around \$55/TEU for TEUs which move through the South Coast AQMD jurisdiction. As estimated by the POLA/POLB commissioned study, a \$55/TEU fee would likely result in about one percent of goods diverted away from POLA/POLB to other ports.

The POLA/POLB commissioned study did not allow for the possibility of warehousing goods to be performed outside the South Coast AQMD jurisdiction to avoid the cost of paying the clean truck fund rate as containers landing at the San Pedro Bay Ports would pay the fee whether the warehouse is in the South Coast AQMD jurisdiction or outside it. In contrast, warehouses and/or warehouse operators can potentially relocate in response to PR 2305 to avoid paying the costs to comply with PR 2305.

As noted in the POLA/POLB commissioned study, shipping goods to other ports, e.g. ports in Texas, the U.S. Southeast, and New York/New Jersey ports could increase shipment times by over a week. Thus, if goods suppliers wished to avoid paying the compliance costs of PR 2305, it is more likely they would relocate to a nearby air district's jurisdiction than shipping their goods to another port entirely. South Coast AQMD staff expects if any goods diversion were to occur away from POLA/POLB due to PR 2305, it would be a diversion of less than one percent.

Figure 4 below presents regional industrial property rental prices. The data in Figure 4 comes from the CoStar AnalyticsTM module's quarterly reporting only for industrial properties with more than 100,000 square feet. Industrial is the most refined category within this CoStar module which contains warehouses, and recent discussions with our consultant Industrial Economics, Inc. indicate almost all of the industrial category is likely warehousing. As Figure 4 shows, industrial rental prices in the South Coast AQMD jurisdiction have risen around 63% from 2012 to 2019, from \$5.88 per square foot to \$9.60 per square foot.³⁸

Over the same time industrial rental prices in the San Diego region rose around 31% from \$8.40 per square foot to \$11.04 per square foot. Before 2010 industrial rental prices in San Diego seem to have maintained a price premium of between \$3-\$4.

Even though rental prices have been rising in both San Diego and the South Coast AQMD jurisdiction, the rental price premium has fallen by over half to \$1.40 by 2019. The industrial rental price premium which previously existed in the coastal areas north of the South Coast AQMD jurisdiction, e.g. Santa Barbara, is now gone, and it is now costlier to rent industrial space in the South Coast AQMD jurisdiction.

³⁷ South Coast AQMD staff calculations from POLA and POLB data;
<https://www.portoflosangeles.org/business/statistics/container-statistics/historical-teu-statistics-2020>;
<https://polb.com/business/port-statistics/#yearly-teus>;

³⁸ Industrial Economics, Inc., 2020. [http://www.aqmd.gov/docs/default-source/planning/fbmsm-docs/iec_pr-2305-warehouse-relocation-report-\(12-23-20\).pdf?sfvrsn=8](http://www.aqmd.gov/docs/default-source/planning/fbmsm-docs/iec_pr-2305-warehouse-relocation-report-(12-23-20).pdf?sfvrsn=8).

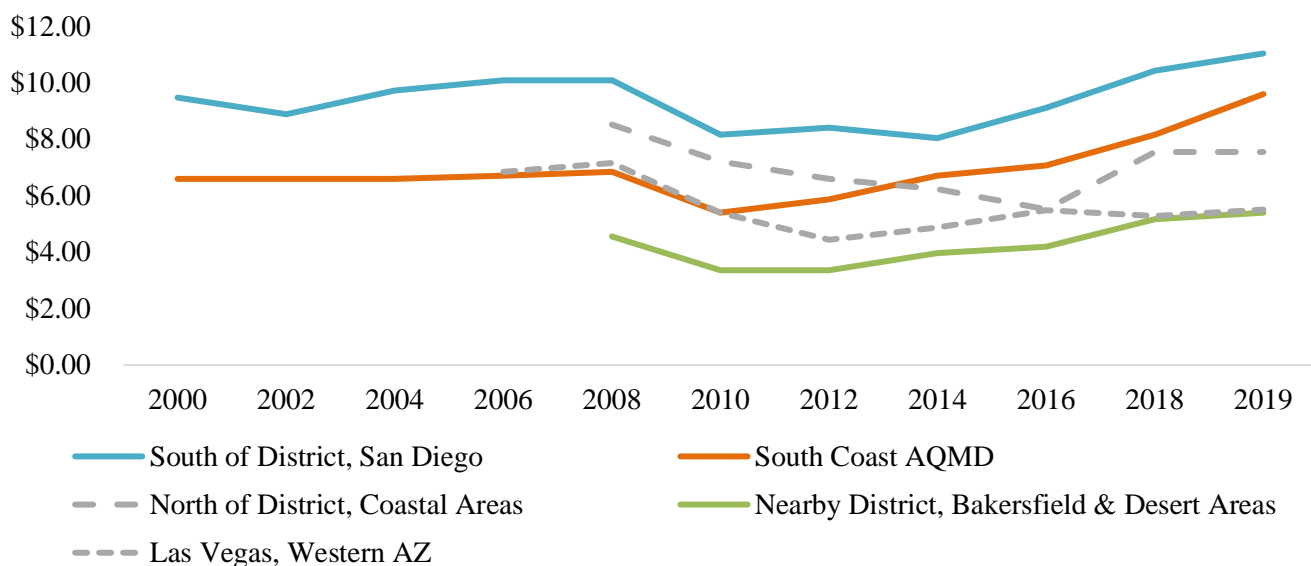
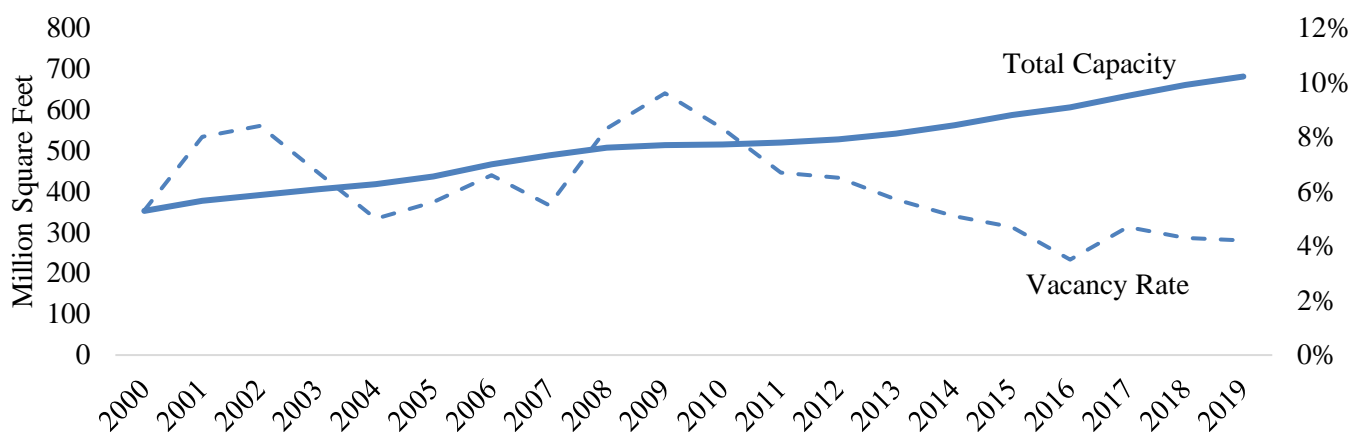
Figure 4: Annual Rental Prices for Industrial Properties (in 2019 \$)

Figure 5 below presents regional warehouse vacancy rates along with available capacity. The data in Figure 5 also comes from the CoStar Analytics™ module's quarterly reporting only for industrial properties with more than 100,000 square feet. As Figure 5 shows, available warehouse capacity in the South Coast AQMD jurisdiction has been around four percent from 2014-2019. Over the same time total warehouse capacity in the South Coast AQMD jurisdiction has grown by about 120 million square feet. Even though warehouse capacity located in the South Coast AQMD jurisdiction has grown about 20% over the past five years, available capacity has consistently maintained its lowest level observed over the past 20 years at four percent.

Figure 5: South Coast AQMD Vacant Industrial Property and Capacity

Source: CoStar Analytics™

South Coast AQMD staff interprets this combination of sizably higher increases in warehouse space rental prices over the past decade, along with a maintained low amount of available warehouse capacity while total warehouse capacity grew within the South Coast AQMD

jurisdiction, as a strong indication the South Coast AQMD jurisdiction is highly competitive for warehousing operations.³⁹

PR 2305 proposes a stringency/compliance cost of *at most* \$0.83 per square foot on warehouses with at least 100,000 square feet of space. This \$0.83 per square foot compliance cost represents an increase in the rental cost of doing business for warehouses operating in the South Coast AQMD jurisdiction that is less than 30% of the increase in rental cost this same industry has experienced over the past seven years while showing little evidence of relocation.⁴⁰

With all the above points in mind, South Coast AQMD staff believes it is highly unlikely that warehouses located in the South Coast AQMD jurisdiction would relocate outside the South Coast AQMD jurisdiction due to PR 2305. Moreover, South Coast AQMD staff believes it is highly unlikely that any goods diversion would occur away from POLA/POLB due to PR 2305.

Warehouses operating in the South Coast AQMD jurisdiction have seen rental price increases of around \$3.70 per square foot over the past decade, which has not seemed to deter expansion of warehousing operations in the South Coast AQMD jurisdiction over the past decade as indicated by vacancy and capacity data presented in Figure 2. Since PR 2305 is expected to at most raise the price of warehouse rent by 30% compared to the increases warehouses in the region have experienced over the past decade, South Coast AQMD staff believes it highly unlikely warehouse relocation and goods-movement relocation would occur due to PR 2305 implementation.⁴¹

CEQA ALTERNATIVES

Five alternatives to the proposed project have been developed for PR 2305. Alternative A – No Project, Alternative B – Decreased Emission Reductions, Alternative C – Increased Emission Reductions, Alternative D – All Natural Gas Options Only, Alternative E – All Electric Options Only. The primary components of the alternatives that have been modified are the WAIRE Program applicability in terms of warehouse size in square feet, the proposed rule stringency, the proposed initial compliance period, and the actions available on the WAIRE menu, which could make the WAIRE Program more prescriptive by including a limited number of actions that warehouse operators can select and implement.

For purposes of this document, the no project alternative assumes that the WAIRE Program would not be implemented. This means warehouse operators operating at least 50,000 square feet of warehousing activity located in existing or new warehouses in the South Coast AQMD's jurisdiction with an indoor warehouse floor space equal to or greater than 100,000 square feet within a single building would not be required to meet their WPCO. The WPCO compliance strategies in the form of WAIRE Menu actions, a Custom WAIRE Plan, and/or the payment of the optional mitigation fee would not be implemented.

³⁹ This point was also made by warehouse staff interviewed by Industrial Economics, Inc during development of PR 2305. Warehouse staff pointed out the South Coast AQMD jurisdiction has several hard to monetize benefits, specifically the very developed transportation network of multiple ports, railways, and interstate highways, along with a large labor pool that is difficult to access in more remote regions.

⁴⁰ Average rent in the South Coast AQMD jurisdiction for industrial properties from 2000-2008 and again in 2014 was around \$6.70 per square foot, while the same average rent figure was \$9.60 in 2019.

⁴¹ \$0.75/sq.ft./\$3.20/sq.ft. = 20.27% increase.

Under Alternative B, the warehouse size requirement is increased from “greater than or equal to 100,000 square feet” to “greater than or equal to 200,000 square feet”, such that the number of affected warehouses under Alternative B would decrease. Second, the beginning of the initial compliance and reporting dates are delayed by one year, such that the regulated warehouses would have a longer time period to plan for and phase in any actions that they would need to undertake to meet their WPCO. Third, the rule stringency is relaxed, such that the rule stringency factor for the proposed project is below 0.0025 WAIRE Points per WATT and could be as low as 0.0001 WAIRE Points per WATT. The WPCO compliance strategies such as the WAIRE Menu (all of the actions), a Custom WAIRE Plan, and/or the payment of optional mitigation fee at a cost of \$1,000 per WAIRE Point to South Coast AQMD would not change.

Alternative C consists of a version of the proposed project that would result in greater emission reductions of NO_x and PM_{2.5}. To accomplish this, the rule stringency has increased, such that the rule stringency factor for the proposed project is set to 0.0050 WAIRE Points per WATT. Additionally, the three-year phase-in has been increased to a seven-year phase-in period. The WPCO compliance strategies such as the WAIRE Menu (all of the actions), a Custom WAIRE Plan, and/or the payment of optional mitigation fee at a cost of \$1,000 per WAIRE Point to South Coast AQMD would not change.

Alternative D is based on the currently proposed applicability and rule stringency factor for the proposed project 0.0025 WAIRE Points per WATT. However, this alternative limits the number of actions on the WAIRE Menu that warehouse operators could select and implement to earn WAIRE Points. Specifically, the only actions allowed to earn WAIRE Points under Alternative D are related to the use of all natural gas equipment such as the acquisition and/or use of natural gas. Alternative D limits the range of compliance actions on the WAIRE Menu as constraints. Other WPCO compliance strategies such as a Custom WAIRE Plan and/or the payment of optional mitigation fee at a cost of \$1,000 per WAIRE Point to South Coast AQMD would still be available to use by warehouse operators to comply with the proposed project.

Alternative E limits the number of actions on the WAIRE Menu that warehouse operators could select and implement to earn WAIRE Points. Specifically, the only actions allowed to earn WAIRE Points under Alternative E are related to the use of all electric equipment such as the acquisition and/or use of all electric trucks and installation and/or use of ZE fueling or charging infrastructure. Alternative E limits the range of compliance actions on the WAIRE Menu as constraints. Other WPCO compliance strategies such as a Custom WAIRE Plan and/or the payment of optional mitigation fee at a cost of \$1,000 per WAIRE Point to South Coast AQMD still be available to use by warehouse operators to comply with the proposed project.

Table 34 provides a summary of the elements of each of the alternatives and compares them to the proposed project. Assuming a 4% real interest rate, average annual compliance costs for the CEQA alternatives range from -\$670 million to \$1 billion between 2022 and 2031. Jobs forgone for the CEQA alternatives range from -240 to 16,100 between 2022 and 2031.

Table 34: Average Annual Cost and Job Impacts of CEQA Alternatives

Alternatives	Average Annual, 2022 - 2031		Cost-Effectiveness (\$/ton) ¹
	Cost	Jobs Foregone	
Proposed Amendments	-\$12,600,000 - \$670,200,000	-240 – 11,100	-\$11,000 - \$101,000
Alternative A - No Project	-	-	-
Alternative B - Decreased Emission Reductions	\$20,600,000 - \$37,300,000	150 – 490	\$139,000 - \$181,000
Alternative C - Increased Emission Reductions	-\$60,000,000 - \$1,015,000,000	-670 – 16,100	-\$35,000 - \$100,000
Alternative D - All Natural Gas Options Only	\$45,000,000 - \$670,200,000	410 – 11,100	\$32,000 - \$101,000
Alternative E - All Electric Options Only	-\$12,600,000 - \$670,200,000	-240 - 11,100	-\$11,000 - \$101,000

Note: High cost option is the highest-cost mitigation fee option (Scenario 7), as no warehouse operator is expected to comply in a costlier manner than the mitigation fee. The low-cost option in the proposed amendments, and CEQA Alternatives C and E is Scenario 10. The low-cost option in CEQA Alternatives B and D is Scenario 3.

¹ Cost-effectiveness is calculated using the discounted cash flow method (DCF) and a 4% real interest rate. This method is consistent with prior South Coast AQMD rules and the 2016 AQMP.

PUBLIC HEALTH BENEFITS

Public health benefits resulting from compliance with PR 2305 are calculated using an incidence per ton (IPT) methodology, developed by the U.S. Environmental Protection Agency (Fann et al. 2009, 2012, 2018). The IPT methodology is an approximation based on the general assumption that the relationship between emissions and adverse health outcomes is linear. In addition, the IPT methodology relies on the following assumptions, (1) changes in health incidence are proportional to ambient PM = concentrations; (2) changes in primary pollutant concentrations (PM_{2.5}) are proportional to changes in emissions (PM_{2.5}); and (3) changes in secondary pollutant concentrations (nitrate PM_{2.5}) are also proportional to changes in emissions (NO_x). This final assumption can vary for individual actions due to the complex chemical reactions that occur to create regional pollutants. However, as warehouse ISR is part of a larger emission reduction strategy, a simplifying assumption is that the health benefits for every ton of NO_x reduction in that strategy yields equal benefits.

Incidence Per Ton Methodology

Because of the assumed linear relationship between emissions and health outcomes, estimates of reductions in health endpoints resulting from PR 2305 can be found by multiplying expected

PM2.5 and NOx emission reductions by an IPT factor for each health endpoint.⁴² The IPT factors for each health endpoint were estimated using estimated control strategy emissions reductions, air quality modeling in the U.S. EPA’s Community Multiscale Air Modeling System (CMAQ), and public health benefits estimation using the U.S. EPA’s Environmental Benefits Mapping and Analysis Program – Community Edition (BenMAP-CE) from the 2016 Air Quality Management Plan (AQMP).

For example, a NOx IPT factor is calculated by dividing the estimated reduction in incidence of a given health endpoint by the total NOx emission reductions in the years 2023 and 2031.⁴³ Linear interpolation is used to generate IPT factors for the remaining years (2022, 2024-2030). IPT factors for PM2.5 are calculated similarly.⁴⁴

NOx contributes to the formation of ambient concentrations of PM2.5. For the sake of calculating contribution to ambient PM2.5 concentrations, it was assumed that each ton of NOx emitted is equivalent to 0.03 tons of directly emitted PM2.5.^{45,46}

Total emissions reductions in years 2023 and 2031 resulting from 2016 AQMP control strategies are shown in Table 35 below, while the corresponding reductions in modeled health outcomes in 2023 and 2031 are shown in Table 36 below.

Table 35: 2016 AQMP Projected Emission Reductions by Pollutant (in TPD)

	2023	2031
VOC	64	72
NOX	124	128
PM2.5	0.22	3.4

Note: Projected emission reductions are average of summer planning period (May 1 to September 30).

⁴² <https://ww2.arb.ca.gov/sites/default/files/2019-08/Estimating%20the%20Health%20Benefits%20Associated%20with%20Reductions%20in%20PM%20and%20NOX%20Emissions%20-%20Detailed%20Description.pdf>

⁴³ Reductions in health incidence were estimated for 2023 and 2031 in the 2016 AQMP.

⁴⁴ IPT factors also increase over time reflecting the projected increases in population by age class underpinning health effects modeling.

⁴⁵ U.S. EPA’s February 2018 Technical Support Document, “Estimating the Benefit per Ton of Reducing PM2.5 Precursors from 17 Sectors,” estimates the average monetary public health benefits of NOx emissions is roughly 3% of direct PM emissions (https://www.epa.gov/sites/production/files/2018-02/documents/sourceapportionmentbptsd_2018.pdf).

⁴⁶ The ratio of NOx to PM2.5 could potentially be higher than the 0.03 assumed here. Previous work done on the 2007 AQMP suggested that each ton of NOx emitted is equivalent to 0.1 tons of directly emitted PM2.5 in regards to annual PM2.5 concentrations. A higher NOx to PM2.5 ratio would lead to an increase in IPT factors for NOx and corresponding decrease in IPT factors for directly emitted PM2.5. Given that NOx emission reductions from PR 2305 are projected to be over 100 times greater than directly emitted PM2.5, an increase in the NOx IPT factor will outweigh the corresponding decrease in PM2.5 IPT factors and result in an overall increase in total benefits. In this analysis we present results assuming a ratio of 0.03 in an attempt to provide conservative estimate of public health benefits.

Table 36: 2016 AQMP Modeled Reductions in Incidence Due to PM2.5 Exposure

	2023	2031	Average Annual
Premature Deaths Avoided, All Cause			
Long-Term PM2.5 Exposure	1,394	2,716	1,512
Short-Term PM2.5 Exposure ¹	100	194	108
Reduced Morbidity Incidence			
<i>Long-Term PM2.5 Exposure</i>			
Acute Bronchitis	1,039	1,890	1,087
<i>Short-Term PM2.5 Exposure</i>			
Acute Myocardial Infarction, Nonfatal	33	71	38
Asthma Exacerbation (Wheeze, Cough, Shortness of Breath)	23,321	42,780	24,495
Asthma, New Onset (Wheeze)	2,956	5,577	3,151
HA, All Cardiovascular (less Myocardial Infarctions)	164	337	183
HA, All Respiratory (less Asthma) ²	136	290	155
HA, Ischemic Stroke	79	171	91
HA and ED Visits, Asthma	142	260	149
Lower Respiratory Symptoms	12,268	22,387	12,850
Upper Respiratory Symptoms	24,342	44,720	25,587
Minor Restricted Activity Days ³	528,869	961,248	552,809
Work Loss Days ³	91,689	166,826	95,892

* Each health effect represents the point estimate of a statistical distribution of potential outcomes. Please see Appendix 3-B of the 2016 AQMP Final Socioeconomic Report where the 95-percent confidence intervals are reported. Health effects for other years during the period 2017 to 2031 were based on interpolated, as opposed to modeled, air quality changes. The study population of each C-R function utilized can be found in Appendix 3-B of the 2016 AQMP Final Socioeconomic Report.

¹ Premature deaths avoided due to short-term exposure to PM2.5 are likely to partially overlap with those due to long-term PM2.5 exposure. Therefore, the total premature deaths associated with PM2.5 will be lower than simply summing across mortality effects from both short-term and long-term exposure (Industrial Economics and Thurston 2016a; Kunzli et al. 2001).

² This is the pooled estimate of two health endpoints: HA, Chronic Lung Disease (less Asthma) (18-64 years old) and HA, All Respiratory (65 or older).

³ Expressed in person-days. Minor Restricted Activity Days (MRAD) refer to days when some normal activities are avoided due to illness.

IPT factors for NOx and directly emitted PM2.5 were calculated using the modeled emission reductions and corresponding health outcomes in Tables 35 and 36 above. These estimated IPT factors were then used to generate estimates of the reductions in health incidence resulting from expected emission reductions resulting from PR 2305 compliance. Emission reduction estimates vary based on the modeled compliance scenario.

Projected emission reductions vary by modelled scenario, as a result a range of health impacts are presented below. Tables 37 and 38 below show NOx and diesel PM (DPM) emissions reductions in tons per day (TPD) in each compliance year for Scenario 13 (ZE Class 2b-3 Truck Acquisitions

and Subsequent Usage) and Scenario 1 (NZE Class 8 Truck Acquisitions and Subsequent Usage) net of existing CARB regulations, respectively. Scenario 13 is representative of the anticipated lower range of potential emission reductions resulting from PR 2305 compliance actions, while Scenario 1 represents the projected higher end of potential emission reductions. Scenario 13 is expected to result in approximately 3,218 cumulative tons of NO_x reductions and 48 tons of direct PM reductions over the course of the ten-year compliance periods, while Scenario 1 is expected to cumulatively reduce NO_x emissions by 8,609 tons and direct PM emissions by 64 tons.

Table 37: Estimated Modeled Emissions Reductions for Compliance Scenario 13 (Total ISR Emissions Net of Existing CARB Regulations)

	2022	2023	2024	2025	2026	2027	2028	2029	2030	2031
NO _x Reductions (TPD)	0.150	0.487	0.889	1.165	1.230	1.177	1.075	0.973	0.878	0.791
DPM Reductions (TPD)	0.001	0.005	0.010	0.014	0.016	0.017	0.017	0.017	0.017	0.017

Table 38: Estimated Modeled Emissions Reductions for Compliance Scenario 1 (Total ISR Emissions Net of Existing CARB Regulations)

	2022	2023	2024	2025	2026	2027	2028	2029	2030	2031
NO _x Reductions (TPD)	0.465	0.959	1.881	2.608	2.857	2.954	2.988	2.989	2.958	2.929
DPM Reductions (TPD)	0.004	0.007	0.014	0.019	0.021	0.022	0.022	0.023	0.023	0.023

Tables 39 and 40 show the corresponding reductions in health incidence derived using IPT factors for Scenario 13 and Scenario 1, respectively.⁴⁷ Emissions reductions from Scenario 13 are expected to cumulatively result in 151 fewer mortalities resulting long- and short-term PM_{2.5} exposure. Scenario 13 is also expected to result in approximately 2,500 fewer asthma attacks and nearly 9,000 fewer work loss days. Cumulatively, scenario 1 is projected to result in 341 fewer mortalities resulting from PM_{2.5} exposure, 5,800 fewer asthma attacks, and 20,000 fewer work loss days.

⁴⁷ To calculate PM_{2.5} emission reductions, DPM emission reductions are multiplied by a scaling factor (0.92). Scaling factor can be found in “Final –Methodology to Calculate Particulate Matter (PM) 2.5 and PM 2.5 Significance Thresholds”, [http://www.aqmd.gov/docs/default-source/ceqa/handbook/localized-significance-thresholds/particulate-matter-\(pm\)-2.5-significance-thresholds-and-calculation-methodology/final_pm2_5methodology.pdf?sfvrsn=2](http://www.aqmd.gov/docs/default-source/ceqa/handbook/localized-significance-thresholds/particulate-matter-(pm)-2.5-significance-thresholds-and-calculation-methodology/final_pm2_5methodology.pdf?sfvrsn=2)

**Table 39: Estimated Reductions in Incidence Resulting from Compliance Scenario 13
Emission Reductions (Total ISR Emissions Net of Existing CARB Regulations)**

	2022	2023	2024	2025	2026	2027	2028	2029	2030	2031
Premature Deaths Avoided, All Cause										
<i>Long-Term PM2.5 Exposure</i>	2	7	13	17	19	19	18	17	16	15
<i>Short-Term PM2.5 Exposure</i>	0	0	1	1	1	1	1	1	1	1
Reduced Morbidity Incidence										
<i>Long-Term PM2.5 Exposure</i>										
Acute Bronchitis	2	5	9	13	14	13	13	12	11	10
<i>Short-Term PM2.5 Exposure</i>										
Acute Myocardial Infarction, Nonfatal	0	0	0	0	0	0	0	0	0	0
Asthma Exacerbation (Wheeze, Cough, Shortness of Breath)	35	114	212	285	308	303	285	266	248	232
Asthma, New Onset (Wheeze)	4	14	27	36	39	39	37	34	32	30
HA, All Cardiovascular (less Myocardial Infarctions)	0	1	2	2	2	2	2	2	2	2
HA, All Respiratory (less Asthma)	0	1	1	2	2	2	2	2	2	2
HA, Ischemic Stroke	0	0	1	1	1	1	1	1	1	1
HA and ED Visits, Asthma	0	1	1	2	2	2	2	2	2	1
Lower Respiratory Symptoms	18	60	112	149	162	159	149	139	130	121
Upper Respiratory Symptoms	36	119	222	297	322	316	297	277	259	242
Minor Restricted Activity Days	784	2585	4810	6438	6959	6830	6417	5980	5576	5208
Work Loss Days	136	448	834	1116	1207	1185	1113	1038	968	904

**Table 40: Estimated Reductions in Incidence Resulting from Compliance Scenario 1
Emission Reductions (Total ISR Emissions Net of Existing CARB Regulations)**

	2022	2023	2024	2025	2026	2027	2028	2029	2030	2031
Premature Deaths Avoided, All Cause										
<i>Long-Term PM2.5 Exposure</i>	6	12	25	34	38	40	40	41	41	41
<i>Short-Term PM2.5 Exposure</i>	0	1	2	2	3	3	3	3	3	3
Reduced Morbidity Incidence										
<i>Long-Term PM2.5 Exposure</i>										
Acute Bronchitis	5	9	18	25	28	28	29	29	29	28
<i>Short-Term PM2.5 Exposure</i>										
Acute Myocardial Infarction, Nonfatal	0	0	1	1	1	1	1	1	1	1
Asthma Exacerbation (Wheeze, Cough, Shortness of Breath)	105	208	408	566	620	642	651	653	648	642
Asthma, New Onset (Wheeze)	13	26	52	72	79	83	84	85	84	84
HA, All Cardiovascular (less Myocardial Infarctions)	1	1	3	4	5	5	5	5	5	5
HA, All Respiratory (less Asthma)	1	1	2	3	4	4	4	4	4	4
HA, Ischemic Stroke	0	1	1	2	2	2	2	3	3	3
HA and ED Visits, Asthma	1	1	2	3	4	4	4	4	4	4
Lower Respiratory Symptoms	55	109	214	297	326	337	341	342	339	336
Upper Respiratory Symptoms	109	217	426	591	648	671	680	682	677	671
Minor Restricted Activity Days	2376	4720	9239	12798	14017	14496	14679	14707	14578	14418
Work Loss Days	412	818	1602	2219	2431	2515	2547	2552	2530	2502

Valuation of Public Health Benefits

Monetary valuations of all reductions in adverse health outcomes were calculated. The 2016 AQMP calculated total monetary valuation for each endpoint by multiplying the number of reduced outcomes for each endpoint by an estimate of the economic value of reducing individual outcome for each endpoint. For reductions in premature mortalities, an estimate of the value of a statistical life (VSL) was used. To generate value estimates for morbidities such as hospital admissions or emergency room visits, a cost-of-illness (COI) methodology was typically used. A detailed description of VSL and COI estimates can be found in Chapter 3 of the 2016 AQMP Final Socioeconomic Report. A summary of all monetary values and their associated reference(s) can be found in Appendix 3B of the 2016 AQMP Final Socioeconomic Report.

Staff estimated benefits per ton (BPT) factors for each health endpoint analyzed in the 2016 AQMP. BPT factors are calculated by dividing monetized public health benefits by modelled emission reductions from the AQMP. For example, a NO_x BPT factor is calculated by dividing the estimated monetized health benefits of a given health endpoint by the total NO_x emission reductions in the years 2023 and 2031. Linear interpolation is used to generate BPT factors for the remaining years (2022, 2024-2030). BPT factors for PM_{2.5} are calculated similarly.⁴⁸ Table 41 below shows total monetized health benefits for each modeled compliance scenario summed over the entire compliance period (2022-2031). All dollar figures are in millions of 2018 dollars.^{49,50}

⁴⁸ BPT factors increase over time reflecting the projected increases in population by age class and increases in VSL due to projected increases in future incomes.

⁴⁹ 2015 dollar figures presented in the 2016 AQMP Final Socioeconomic Report have been adjusted using a price inflator of 4.64% based on the October 2020 Marshall & Swift price index (average, all industries).

⁵⁰ To avoid double-counting, total monetized public health benefits do not include monetized benefits from reduced mortalities due to short-term PM_{2.5} exposure.

Table 41: Projected Monetized Health Benefits for Each Compliance Scenario in Millions of 2018 Dollars (Total ISR Emissions Net of Existing CARB Regulations)

	2022	2023	2024	2025	2026	2027	2028	2029	2030	2031	NPV (4%)
Sc1	\$64	\$129	\$259	\$366	\$409	\$432	\$447	\$457	\$462	\$466	\$2,713
Sc2	\$92	\$160	\$291	\$399	\$440	\$465	\$477	\$483	\$488	\$491	\$2,954
Sc3	\$64	\$437	\$412	\$475	\$511	\$526	\$531	\$536	\$538	\$547	\$3,615
Sc4	\$138	\$201	\$341	\$397	\$417	\$409	\$392	\$364	\$329	\$282	\$2,613
Sc5	\$0	\$595	\$306	\$357	\$375	\$367	\$352	\$327	\$295	\$254	\$2,611
Sc6	\$0	\$18	\$67	\$121	\$167	\$201	\$216	\$219	\$219	\$217	\$1,101
Sc7	\$0	\$414	\$1,005	\$1,744	\$2,086	\$2,286	\$2,374	\$2,463	\$2,554	\$2,646	\$13,474
Sc7a	\$0	\$95	\$212	\$337	\$417	\$424	\$427	\$429	\$430	\$431	\$2,473
Sc8	\$52	\$78	\$164	\$247	\$300	\$324	\$326	\$323	\$320	\$317	\$1,905
Sc9	\$186	\$180	\$301	\$345	\$355	\$339	\$315	\$286	\$253	\$213	\$2,239
Sc10	\$199	\$197	\$330	\$378	\$388	\$371	\$345	\$315	\$278	\$236	\$2,449
Sc11	\$0	\$20	\$191	\$119	\$1,303	\$1,580	\$1,775	\$1,911	\$1,808	\$1,657	\$7,744
Sc12	\$0	\$20	\$61	\$107	\$179	\$250	\$286	\$302	\$307	\$311	\$1,372
Sc13	\$21	\$71	\$135	\$184	\$203	\$204	\$195	\$186	\$177	\$168	\$1,212
Sc14	\$63	\$137	\$213	\$230	\$224	\$204	\$182	\$159	\$135	\$109	\$1,340
Sc15	-	-	-	-	-	-	-	-	-	-	-
Sc16	-	-	-	-	-	-	-	-	-	-	-
Sc17	\$0	\$7	\$21	\$39	\$48	\$50	\$43	\$34	\$23	\$13	\$221
Sc18	\$3	\$8	\$15	\$19	\$20	\$21	\$22	\$22	\$23	\$23	\$136

Projected discounted total public health benefits range from \$136M up to \$13.5B for all scenarios with appreciable emission reductions (excluding Scenario 15: Filter Systems and Scenario 16: Filter Replacements). Based on the low and high representative scenarios (Scenario 13 and Scenario 1, respectively), total discounted public health benefits are expected to range from \$1.2B to \$2.7B. Table 42 contains a comparison of discounted total costs and benefits for each modelled scenario. Estimated total public health benefits exceed total costs in 13 out of the 19 modelled scenarios. Total costs exceed expected benefits in Scenarios 6, 11, 12, 15, 16, and 18.

Table 42: Comparison of Projected Discounted Total Costs and Benefits Compliance Scenario in Millions of 2018 Dollars

	Equipment	Discounted Total Costs NPV (4%)	Discounted Total Benefits NPV (4%)
Sc1	NZE Class 8	\$1,103	\$2,713
Sc2	NZE Class 8	\$1,220	\$2,954
Sc3	NZE Class 8	\$374	\$3,615
Sc4	NZE Class 8	\$750	\$2,613
Sc5	ZE Class 8	\$942	\$2,611
Sc6	ZE Class 6 & 8	\$1,604	\$1,101
Sc7	Mitigation Fee	\$5,264	\$13,474
Sc7a	Mitigation Fee	\$985	\$2,473
Sc8	NZE Class 6	\$1,627	\$1,905
Sc9	NZE Class 6	\$468	\$2,239
Sc10	ZE Class 6	-\$87	\$2,449
Sc11	Solar	\$9,712	\$7,744
Sc12	ZE Class 8	\$7,445	\$1,372
Sc13	ZE Class 2b-3	\$753	\$1,212
Sc14	ZE Class 2b-3	\$978	\$1,340
Sc15	Filter System	\$5,057	-
Sc16	Filter	\$4,953	-
Sc17	TRU	\$46	\$221
Sc18	Yard Trucks	\$1,029	\$136

Total discounted costs and monetized public health benefits were also calculated for each compliance scenario under the assumptions for CEQA Alternative B and CEQA Alternative C. Tables 43 and 44 below contain a comparison of total costs and benefits for CEQA Alternative B and CEQA Alternative C, respectively.

Table 43: CEQA Alternative B Comparison of Projected Discounted Total Costs and Benefits Compliance Scenario in Millions of 2018 Dollars

	Equipment	Total Costs NPV (4%)	Total Benefits NPV (4%)
Sc1	NZE Class 8	\$247	\$382
Sc2	NZE Class 8	\$315	\$763
Sc3	NZE Class 8	\$166	\$383
Sc4	NZE Class 8	\$181	\$21
Sc5	ZE Class 8	\$191	\$30
Sc6	ZE Class 6 & 8	\$319	\$2
Sc7	Mitigation Fee	\$298	\$426
Sc7a	Mitigation Fee	\$190	\$55
Sc8	NZE Class 6	\$204	\$97
Sc9	NZE Class 6	\$179	\$21
Sc10	ZE Class 6	\$177	\$23
Sc11	Solar	\$301	\$26
Sc12	ZE Class 8	\$6,188	\$734
Sc13	ZE Class 2b-3	\$195	\$46
Sc14	ZE Class 2b-3	\$187	\$12
Sc15	Filter System	\$180	-
Sc16	Filter	\$175	-
Sc17	TRU	\$3	\$4
Sc18	Yard Trucks	\$446	\$52

Uncertainty in Public Health Benefits Estimation

The IPT methodology employed in this analysis is a proven reduced-form tool to estimate public health benefits and currently utilized by CARB and the U.S. EPA. However, the linearity assumption underpinning the IPT and BPT methodologies employed here is necessarily an approximation, and does not account for complex chemistry, precursor pollutant interactions, and finer-scale geographical effects in the same way that detailed modeling can, as in the 2016 AQMP (using CMAQ and BenMAP). In addition, the relative contribution of NO_x to PM_{2.5} concentrations is subject to uncertainty and may vary by location. Actual changes in PM_{2.5} concentration may be higher or lower than what is projected in this analysis. The approximations shown here however are consistent with the detailed and holistic 2016 AQMP analysis to the extent that the proposed rule is included as a part of that overall strategy.

Table 44: CEQA Alternative C Comparison of Projected Discounted Total Costs and Benefits Compliance Scenario in Millions of 2018 Dollars

	Equipment	Discounted Total Costs NPV (4%)	Discounted Total Benefits NPV (4%)
Sc1	NZE Class 8	\$1,680	\$3,735
Sc2	NZE Class 8	\$1,660	\$3,910
Sc3	NZE Class 8	\$341	\$5,074
Sc4	NZE Class 8	\$982	\$4,128
Sc5	ZE Class 8	\$996	\$3,934
Sc6	ZE Class 6 & 8	\$2,081	\$1,622
Sc7	Mitigation Fee	\$7,755	\$19,634
Sc7a	Mitigation Fee	\$1,426	\$3,612
Sc8	NZE Class 6	\$3,115	\$2,615
Sc9	NZE Class 6	\$534	\$3,417
Sc10	ZE Class 6	-\$427	\$3,738
Sc11	Solar	\$12,561	\$14,170
Sc12	ZE Class 8	\$8,030	\$2,075
Sc13	ZE Class 2b-3	\$1,000	\$1,631
Sc14	ZE Class 2b-3	\$1,148	\$1,993
Sc15	Filter System	\$7,827	-
Sc16	Filter	\$7,711	-
Sc17	TRU	\$111	\$372
Sc18	Yard Trucks	\$1,192	\$161

REFERENCES

The Boyd Company, Inc. Distribution Warehousing Costs in Port and Intermodal-Proximate Cities. 2015.

California Air Resources Board (CARB). Concept Paper for the Freight Handbook. 2020. https://ww2.arb.ca.gov/sites/default/files/2020-03/2019.12.12%20-%20Concept%20Paper%20for%20the%20Freight%20Handbook_1.pdf.

California Air Resources Board (CARB). Air Quality and Land Use Handbook: A Community Health Perspective. 2005. <https://ww3.arb.ca.gov/ch/handbook.pdf>.

CoreLogic® Marshall & Swift® Equipment Cost Index (M&S index). Last update received 10/2020.

Dun & Bradstreet Enterprise Database. 2020.

Economic Modeling Specialists International (EMSI), accessed February 26th, 2021, <https://www.economicmodeling.com/>. EMSI Datarun 2021.1.

Regional Economic Modeling Inc. (REMI). Policy Insight® for the South Coast Area (160-sector model). Version 2.4.1, 2020.

South Coast Air Quality Management District. Final 2016 Air Quality Management Plan. 2017.

South Coast Air Quality Management District. Proposed Rule 2305 – Warehouse Indirect Source Rule - Warehouse Actions and Investments to Reduce Emissions (WAIRE) Program and Proposed Rule 316 – Fees for Rule 2305, March 2021.

Fann N, Fulcher CM, Hubbell BJ. 2009. The influence of location, source, and emission type in estimates of the human health benefits of reducing a ton of air pollution Air Quality. Atmosphere & Health. 2:169-176.

Fann N, Baker KR, Fulcher CM. 2012. Characterizing the PM_{2.5}-related health benefits of emission reductions for 17 industrial, area and mobile emission sectors across the U.S. Environ Int. 2012 Nov 15;49:141-51.

Fann N, Baker K, Chan E, Eyth A, Macpherson A, Miller E, Snyder J. 2018. Assessing Human Health PM_{2.5} and Ozone Impacts from U.S. Oil and Natural Gas Sector Emissions in 2025. Environ. Sci. Technol. 52 (15), pp 8095–8103.

Appendix I – Peer Review of PR 2305 Draft Socioeconomic Impact Assessment & South Coast AQMD Response to Comments

**THIRD PARTY REVIEW: STAFF DRAFT
SOCIOECONOMIC IMPACT ASSESSMENT FOR
PROPOSED RULE 2305 (PR 2305)**

Submitted to:
South Coast Air Quality Management District

Submitted by:
Robert A. Kleinhenz, Ph.D.
Kleinhenz Economics

April 2, 2021

INTRODUCTION AND PURPOSE OF THIS STUDY

The South Coast Air Quality Management District (South Coast AQMD or District) is responsible for regulating stationary sources of air pollution in the South Coast Air Basin of Southern California, which includes Los Angeles, Orange, Riverside, and San Bernardino counties, excluding less populated portions of Los Angeles, Riverside, and San Bernardino counties. The agency has determined that a significant share of the region's emissions emanate from the goods movement sector, which consists primarily of the region's transportation and warehousing sector.

As a part of its effort to achieve compliance with federal and state clean air standards within its jurisdiction, the District has developed an indirect source rule (ISR), the goal of which is to reduce mobile-source emissions associated with the operation of warehouses and distribution centers in the South Coast AQMD region. The rule is known as Proposed Rule (PR) 2305 or the Warehouse Actions and Investments to Reduce Emissions (WAIRE) Program. If the rule is adopted, it would apply to any existing or new warehouse with an indoor warehouse floor space equal to or greater than 100,000 square feet within a single building located in the South Coast AQMD jurisdiction.

Under PR 2305, warehouse operators would be subject to an annual Warehouse Points Compliance Obligation (WPCO), which requires them to take actions to reduce NO_x and PM emissions associated with their operations, including trucks and other vehicles that operate at or visit the warehouse facilities covered under PR 2305. In general, WAIRE points may be earned only for actions which go beyond existing federal and state regulations already applicable to warehouse owners or operators earning WAIRE Points. Alternatively, operators may pay a mitigation fee used to offset emissions in communities of warehouses which paid mitigation fees.

South Coast AQMD staff has conducted a socioeconomic impact analysis of PR 2305, the results of which are contained in the report, **“Draft Socioeconomic Impact Assessment for Proposed Rule 2305 – Warehouse Indirect Source Rule – Warehouse Actions and Investments to Reduce Emissions (WAIRE) Program and Proposed Rule 316 – Fees for Rule 2305,”** hereafter referred to as the Socioeconomic Impact Assessment Report or the SIA Report. The South Coast AQMD has engaged Kleinhenz Economics to serve as an independent reviewer of the SIA Report.

The present report contains the findings of the independent, third-party review of the SIA Report, as conducted by Kleinhenz Economics. The review examines the overall contents of the SIA Report with particular attention devoted to the data, assumptions, modeling, and the analytical results contained in the report.

GENERAL COMMENTS ON REPORT

The SIA Report does the following:

- Identifies affected industries, providing characteristics of these industries;
- Identifies and describes characteristics of communities within which warehouses are located;
- Evaluates the economic impact of PR 2305 on employment and the regional economy;

- Evaluates the potential impact of PR 2305 on emissions reduction and health benefits; and
- Evaluates cost-effectiveness of alternatives to PR 2305.

The SIA report describes the warehouse industry and the operators within the industry. This includes a high-level profile of warehouses in the region, as well as the operators who conduct business at warehouses. As summarized in the report, warehouse operators include firms from a number of industries, not just the narrowly defined transportation and warehousing industry. It also describes how trucks and other vehicles that are used in typical business operations of these industries are significant sources of emissions in the region. It also places the warehouse industry in the broader context of the region's goods movement sector and the overall economy.

Further, the report describes the communities in which the warehouses are located, both the socioeconomic characteristics and selected measures of adverse health outcomes in the communities, specifically those related to emissions of vehicles that are a part of the industry. The report also summarizes the legislative mandates related to PR 2305.

Given the difficulty in predicting actual behavioral responses on the part of warehouse operators to PR 2305, South Coast AQMD staff simulated a range of possible responses in the form of distinct scenarios, in terms of various compliance actions that operators may adopt as responses to PR 2305. In each scenario, operators were assumed to uniformly adopt the same response. One of the scenarios assumed that all operators would pay in lieu mitigation fees rather than seek to comply with PR 2305 through direct compliance actions. The economic impact of several scenarios on employment was modeled by using the REMI model.

In addition, health impact results were calculated and presented both in terms of improved health outcomes and the monetary value of the associated public health benefits. Finally, as required under the California Environmental Quality Act (CEQA), the report briefly describes and estimates the costs of five alternatives to PR 2305. The economic cost of each was evaluated.

The aggregate impacts described in the SIA Report imply that PR 2305 would impose minimal costs on the regional economy, yet it would generate positive net health benefits. In terms of jobs, the estimated economic impact of PR 2305 was small relative to the total number of jobs in the region, ranging between 1,700 and 11,400 or anywhere between 0.01% and 0.10% of all jobs in the four county region. By comparison, the monetary value of health benefits was estimated to range between \$2.1 and \$17.2 billion over the compliance period.

Given the difficulty of obtaining data directly from firms in the affected industries, the SIA Report relies on a combination of readily available data and proprietary data, a number of working assumptions, well-established, sophisticated economic and health benefit modeling tools, and cost estimates of various technology responses to PR 2305 to determine the overall socioeconomic impact of the rule on the affected industries, the regional economy, and its residents. As comprehensive as the analysis is, it might be improved by addressing the following concerns.

- While the net benefits justify the costs of compliance, it would be informative to compare the estimated costs and benefits of PR 2305 with the actual costs and benefits of other South Coast AQMD programs as a way of evaluating the cost effectiveness of PR 2305. On this point, if

1.

one assumes that the marginal cost of emissions reductions increases with additional emissions reduction efforts (start with “low hanging fruit” first), PR 2305 costs may very well be higher when compared with previously implemented programs. If so, then the question should be, how much higher and is that higher cost justified?

- The aggregate analysis was also used along with the results of the IEC study to establish a likely maximum compliance cost of \$0.82 per square foot of warehouse space. In practice, researchers assume individual operators will choose some combination of compliance measures that will result in actual compliance costs no higher than the estimated maximum. The validity of the analysis could be reinforced if the estimated compliance costs were related in some manner to individual warehouse operator costs, whether actual or estimates such as those contained in business pro forma reports. } 2.
- The analysis considers equity aspects of the health costs associated with warehouse-related emissions and the benefits of reducing those emissions. If possible, it may also consider the equity aspects of job losses, specifically the extent to which estimated job losses are more likely to occur among one or more disadvantaged segments of workers in the region. } 3.

STRENGTHS AND WEAKNESSES OF THE STUDY

Strengths of the Study

- The community profile in the report presents data on the number and socioeconomic characteristics of residents living in the vicinity of the warehouses potentially subject to PR 2305. This includes the incidence of asthma, cardiovascular disease, and low birth-weights within 0.5, one, and two miles, with data on the broader region provided for comparison.
- The staff report draws information on the number and characteristics of warehouses within the region from the companion IEC report, which includes a detailed assessment of the warehouse industry in the region.
- The industry impact component of the analysis is based upon an extensive number of scenarios (19) that are used to simulate extreme outcomes that would result if all warehouse operators subject to PR 2305 in the region universally and uniformly adopted a single technology. This approach was warranted because of the difficulty required to obtain actual data about business operations and operating costs for any industry, including those affected by PR 2305. In the absence of such information, the rationale behind the simulation approach was a) at least one of the simulation scenarios involving uniform adoption of a single technology may be assumed to represent the highest cost outcome from PR 2305, thereby establishing an upper bound on industry-wide compliance costs, b) in practice, an individual operator can be assumed to select the compliance option or set of options that would minimize compliance costs for that operator's operations, c) given the choices made by individual operators, the actual industry-wide compliance cost would be less than the upper bound established by the simulation.

Weaknesses of the Study

The following potential weaknesses in the study may affect the validity of its findings.

- The distinction between warehouse owners and warehouse operators is blurred throughout the report. In general, the report ought to refer to “warehouse operators” as the relocation decision makers and not “warehouses” for the benefit of the reader. } 4.
- It is difficult to critique the health outcomes based on CalEnviroScreen 3.0 (CES 3.0). There is no direct mention of the causal relationship between warehouse-related vehicle emissions adverse health outcomes. It is recommended that citations be included that affirm the validity of CES 3.0 for this study. It is also recommended that citations be included to affirm the linkage between warehouses/vehicle emissions and adverse health outcomes, thereby ruling out the possibility of a spurious relationship between the two. } 5.
- In order to evaluate PR 2305, it was necessary to develop a profile of warehouse operators in the region, including such information as the operator’s industry (NAICS code), operator size as represented by the number of employees, and operator revenues. In general, it is difficult to obtain establishment level characteristics of businesses, which tend to be proprietary.

Official government data on establishments is collected and maintained by government sources such as the California Employment Development Department (EDD) or other federal/state agencies. While the data provides information on an establishment’s industry, its employee headcount, payroll, and other details, it is generally confidential. This places limits on how the data may be used.

Dun and Bradstreet (D&B) is a proprietary data source that collects and maintains data on businesses. While the original purpose of D&B data is to determine the creditworthiness of businesses, its business data records also include details such as the formal business name, business address, its officers, business size in terms of number of employees, and some financial data. AQMD used establishment data from D&B to develop operator the profile, matching warehouse facilities and operator data from CoStar to business establishment data from D&B.

The resulting profile was based on 1,154 operators that was subsequently applied to the larger population of warehouses subject to PR 2305. This effort involves a large data collection and analysis effort and revealed important details about the collection of industries that make up the population of warehouse operators. However, using D&B data is problematic because it is known to contain incorrect or out-of-date information on a business employee count and available financial information, and to a lesser degree, the businesses industry classification. If available and if permitted for this use, it would be preferred to supplement D&B data with establishment information from the EDD. Moreover, County Business Patterns may be used as an alternative data source for certain questions such as the distribution of firms by size within and across industries. } 6.

- The above discussion is particularly important when considering the incidence of PR 2305 on small businesses. There is considerable variation in business size across the individual industries. For example, data on the transportation and warehousing sector in the four-county region (Los Angeles, Orange, Riverside, and San Bernardino counties) from the 2018 County Business Patterns show that firms in the warehousing and storage industry (NAICS 493) have a substantially higher average employee count (63.2) than firms in the truck transportation industry (NAICS 484) where the average is 9.3 workers per firm. Moreover, financial and employment data for firms in the D&B database can be out of date by several quarters or years, leading to a less-than-accurate picture of the affected industries in general and small businesses in particular.

It is recommended that South Coast AQMD staff consider the value of using other data sources to obtain better information on the sizes of the firms in the industries covered under PR 2305, and in particular, to determine how small businesses will be affected by the proposed rule. EDD data is one possible data source, but it reports annual payroll and not annual revenues. County Business Patterns data reports aggregate revenues, but not revenue per firm. Staff may consider whether there is a way to use payroll as an indirect measure of a firm's size in terms of revenues.

7.

DISCUSSION OF COMMUNITY PROFILE

The community profile section of the SIA Report presents data on selected socioeconomic and ethnic characteristics of residents living in the vicinity of the warehouses potentially subject to PR 2305. It also includes summary data on the incidence of adverse health outcomes within one-half, one, and two miles of warehouses. The health hazards cited include elevated occurrences of asthma, cardiovascular disease, and low birth-weights near warehouses when compared with data on the broader region provided for comparison. It also described the presence of higher levels of particulate matter (PM_{2.5} and diesel PM) within 0.5 miles of warehouse facilities compared to the broader region.

In simple terms, the community profile paints a picture of residents in the vicinity of warehouse facilities who are largely low income, minority residents, and who have higher incidences of adverse health outcomes that are related to emissions and air quality problems because of proximity to the facilities.

DISCUSSION OF AFFECTED INDUSTRIES

The SIA report uses available data from a number of sources to identify the affected industry groups (2-digit NAICS) and associated industries. The assembled profile showed how warehouse operators were distributed across an array of industries within the following major industry groups: construction, manufacturing, wholesale trade, retail trade, and transportation and warehousing. It also used data to estimate the likely number of facilities that would be subject to PR 2305.

Footnote 7 on page 7 states that multi-tenant facilities are assumed to be occupied by two operators. How prevalent are the multi-tenant facilities, specifically what is their share of total warehouses affected by PR 2305? If small, the working assumption may be satisfactory. If large, then it may be necessary to justify that assumption.

8.

As implied by the discussion above under Weaknesses of the Report, it is challenging to obtain hard data on individual firms that may be used to establish the number and size of businesses that will be affected by PR 2305. Therefore, South Coast AQMD staff used a variety of data to come up with a profile of affected industries in the aggregate, including their number, their distribution across various industries, and revenue information. Within that estimated population of affected industries, the analysis identified the subset of warehouses and warehouse operators that would fall under the jurisdiction of PR 2305.

DISCUSSION OF ECONOMIC IMPACT ANALYSIS

Using available data, the number and locations of warehouses and associated warehouse operators that would be potentially affected by PR 2305 was established. The assembled profile also showed how warehouse operators were distributed across an array of industries within the following major industry groups (2-digit NAICS): construction, manufacturing, wholesale trade, retail trade, and transportation and warehousing.

In the absence of firm-specific data that could be used to estimate the economic impact of PR 2305, South Coast AQMD staff developed estimates of aggregate compliance costs over a ten-year time period based upon a set of 19 scenarios, each of which was predicated on adoption of one or more of the available 32 compliance actions by all affected warehouse operators. Payment of mitigation fees was one of the available compliance actions. Compliance costs were estimated for each of the scenarios and summarized in Table 24 on page 22 of the SIA report. South Coast AQMD staff then used REMI to produce a bounding analysis, estimating economic impacts of the following selected scenarios:

- Scenarios 3 and 13 which were considered to be the low-cost scenarios;
- Scenarios 7 and 7a which were considered to be the high-cost scenarios; and
- Scenario 6 which involved EV charger installations.

Economic impact analysis requires the estimation of initial or so-called direct effects. Under PR 2305, the direct effect is represented by compliance costs associated with acquisition, installation, operation, and monitoring of equipment, as well as the administrative costs of compliance.

To the extent that some compliance expenditures involve purchases from local vendors, there may be a positive multiplier effect on the regional economy that can partially offset the negative economic effects of the compliance costs themselves. The modeling process accounts for this possibility. For example, a warehouse operator may incur the cost of purchasing a zero emissions truck or other piece of equipment, but if it purchases that truck or piece of equipment from a local vendor (or local manufacturer), it may trigger a positive ripple effect on the local economy depending on the capacity of the local industry. The model is calibrated to account for capacity

limits on individual industries in the region, such that purchases in excess of the region's production capacity will "leak" out of the region in the form of purchases from vendors outside of the region.

The estimates of economic impact under the selected scenarios are represented in terms of jobs. Based on the low-cost and high-cost scenarios, job losses over the ten-year period are assumed to average between 1,700 and 11,400 per year, equivalent to job losses ranging between 0.01% and 0.1% of the region's total job base. While job losses are an important aspect of evaluating the impact of PR 2305, a more complete picture can be obtained by also reporting on the impacts in terms of output and value added, and to the extent possible, relating those impacts to the overall size of the economy and individual industries.

9.

One important finding of the analysis may be the array of industries across the economy that are ultimately affected by the implementation of PR 2305. In discussing the results, footnote 31 on page 27 indicates that although the rule is intended to affect trucking activities going to warehouses, most establishments with warehousing activities are not in the narrowly-defined "warehousing and storage" industry. Moreover, because of industry linkages across the industries of the regional economy as implied by the regional economic impact model, the largest estimated job reductions occur from indirect effects, and they have substantial impacts on sectors like retail trade and construction, both of which generally experience large effects regardless of the source of the (initial) direct expenditure. Put simply, PR 2305 compliance costs have impacts that extend well beyond the target industries themselves.

10.

DISCUSSION OF PUBLIC HEALTH BENEFITS ANALYSIS

Public health benefits are based upon a well-established incidence per ton (IPT) methodology that was developed by the U.S. EPA and has been used in many applications and project evaluations. South Coast AQMD staff relied on the IPT methodology and analysis from the 2016 Air Quality Management Plan to produce emission reduction estimates from PR 2305 and associated estimated reductions in health incidence. These estimates were used to calculate the monetary value of reduced adverse health outcomes for each scenario, measured in net present value terms over the ten-year period from 2022 through 2031.

The results are presented in Table 36 on page 43 of the report, but they are not discussed in any way. At a minimum, the monetary benefits of the presumed low-cost and high-cost scenarios should be summarized in the body of the report and the Executive Summary. Looking at the presumed low cost and high cost scenarios, the monetized health benefit of PR 2305 is estimated to range between \$2.1 billion (Scenario 13) and \$17.2 billion (Scenario 7). These figures may also be discussed in the context of the estimated compliance costs for these scenarios as summarized in Table 24 of the report.

11.

12.

South Coast AQMD Responses to Kleinhenz Economics Review of South Coast AQMD PR 2305 Draft Socioeconomic Impact Assessment**Response to Comment #1**

It is not current practice to compare the expected costs and emissions reductions (cost-effectiveness) of proposed and existing rules/regulations in the Socioeconomic Impact Assessment for individual rules/regulations. Typically, the expected costs and emissions reductions for available control strategies (i.e. rules) are estimated and compared in South Coast AQMD long-term planning documents, such as in Air Quality Management Plan(s). Additionally, a comparison of PR 2305 cost-effectiveness to the cost-effectiveness of existing South Coast AQMD may be unwarranted given PR 2305 focuses on indirect sources whereas most South Coast AQMD rules focus on stationary sources. A better comparison might be to compare the cost-effectiveness of PR 2305 to California Air Resources Board (CARB) regulations. The Feasibility section in Chapter 3 of the PR 2305 & PR 316 draft staff report contains a detailed description of PR 2305 cost-effectiveness along with a comparison to the cost-effectiveness of a set of recently adopted CARB regulations, including Airport Shuttle Bus, Innovative Clean Transit, At-Berth, Low-NOx Omnibus, and Advanced Clean Trucks. The range of cost-effectiveness found for the varying scenarios for PR 2305 are consistent with those found for CARB regulations.

Response to Comment #2

The example below compares warehouse compliance costs with PR 2305 to an estimate of the underlying costs of running their operation.

Consider a hypothetical 500,000 sq. ft. warehouse operator. Further consider a low- and high-cost compliance scenario, e.g. Scenario 7a with an average annual compliance cost of \$0.14/sq. ft. and Scenario 7 with an average annual compliance cost of \$0.83/sq. ft. This warehouse is expected to incur an annual PR 2305 compliance cost between \$70,000 and \$415,000. In comparison, annual operating expenses for this warehouse are estimated to be \$13 million according to a 2015 Boyd Company report. This implies the cost of complying with PR 2305 for this example warehouse falls between 0.5% - 3.2% of average annual operating expenses.

Response to Comment #3

The analysis of jobs impacts was conducted using the REMI model as described in the SIA. South Coast AQMD staff met with REMI staff, and was reassured by REMI staff that its modeling tool did not present jobs impacts by income grouping, ethnicity, or other socioeconomic factors considered when discussing equity. South Coast AQMD staff will maintain discussion with REMI staff on this topic for future inclusion.

Response to Comment #4

The draft socioeconomic impact assessment was reviewed to ensure proper delineation of warehouse owner versus warehouse operator. Warehouse operators are the primary

decision makers/facilities modeled within the draft socioeconomic impact assessment for PR 2305. This is emphasized throughout the draft socioeconomic impact assessment, for example the introduction, industry profile, and compliance cost sections all indicate their analysis accounts for the number of warehouse operators.

Response to Comment #5

The analysis contained in the Community Profile section of the PR 2305 & PR 316 draft socioeconomic impact assessment is not intended to show a causal relationship between emissions from warehouse activities and increased CES 3.0 scores in warehouse-adjacent communities. The intent of the analysis is to summarize the current environmental burdens, prevalence of preexisting health conditions, and socioeconomic characteristics of those communities located within close proximity of PR 2305 warehouses. Additional reference to analyses that document the linkage between air pollution associated with warehouses and health effects have been added to the SIA. The emissions from warehouse activities are one of multiple likely contributors leading to increased CES 3.0 scores, including but not limited to emissions from industrial activity and non-warehouse related mobile source emissions. To further clarify this point, staff has added footnote #4 to the draft socioeconomic impact assessment:

The analysis contained in this section merely shows a correlation between proximity to PR 2305 warehouse operations and increased CES 3.0 scores, it does not attempt to demonstrate a causal relationship. Higher levels of Diesel PM have been identified around warehouses relative to other areas, due primarily to the sources of emissions associated with warehouses like trucks and TRUs (CARB 2005, 2020). In addition, trucks are the largest source of NO_x in the air basin, and some of the higher regional ozone and secondary PM levels found in communities near warehouses will therefore be attributable to truck emissions. (South Coast AQMD, 2017).

Response to Comment #6

To improve the D&B data used within the small business analysis performed within the PR 2305 draft socioeconomic impact assessment, warehouse operators were screened out if their estimated annual rent payments were more than the reported revenue values from Dun and Bradstreet (D&B).

U.S. Census County Business Patterns were considered as suggested by the commenter, however this data is not specific to the individual facilities covered by PR 2305. As a result, it's use would not be able to improve the small business analysis already performed using the D&B data.

Response to Comment #7

To the extent D&B data may be out of date, South Coast AQMD staff is unaware of formal documentation showing this reality. Moreover, revenue and employee values at larger companies, even if out of date by several quarters or years, is unlikely to change enough to

sizably affect the current small business analysis results within the draft socioeconomic impact assessment. In addition, D&B data does include revenue and employee data on parent companies which is the appropriate data for determining whether or not a firm qualifies as a small business. Of the potentially affected PR 2305 warehouse operators possible for small-business determination, South Coast AQMD staff determined about 50% had reliable revenue data to credibly perform small-business determination.

There are potential issues with using the suggested alternatives, CA EDD and County Business Patterns, for small-business determination. CA EDD data is provided just for the local site within South Coast AQMD jurisdiction and not for the entire firm. County Business Pattern data is aggregated by industry and not specific to individual facilities.

Staff believes the small-business analysis contained in the PR 2305 Second Draft Socioeconomic Impact Assessment is a sufficiently representative analysis based on the data available.

Response to Comment #8

South Coast AQMD staff estimates the number of PR 2305 potentially affected warehouses that are expected to earn WAIRE Points to comply with PR 2305 to be 1,777 single-tenant warehouses, up to 1,093 multi-tenant warehouses, and 32 warehouses with an unidentified number of tenants, for a total of 2,902 warehouses. These estimates are derived primarily from CoStar data.

As described in Appendix C of the draft staff report for PR 2305, operator data from CoStar, Dun and Bradstreet, and other data sources was reviewed, however determining highly accurate data on the number of warehouse operators proves difficult with currently available data. For example, business listings are often out of date, and it is not possible to determine if a business listing is active. These warehouse operator datasets contain many companies which upon further review are understood to be companies which historically operated at a location and have either shut down or moved.

This uncertainty in warehouse operator data will be clearer if PR 2305 is approved, as warehouse owners and operators will be required to submit reports/notifications to South Coast AQMD.

Response to Comment #9

Tables 32 and 33 have been added to the draft socioeconomic impact assessment, presenting estimated forgone output by industry from the lower-cost scenario of Scenario 7a and the high-cost scenario of Scenario 7. Similar to tables presenting forgone jobs, Tables 32 and 33 show the top 10 most adversely impacted industries, and the top three most benefitting industries due to PR 2305. Relative to total economic output within the South Coast AQMD four-county region, PR 2305 may reduce average annual output between 0.02% and 0.10%.

Response to Comment #10

This point is addressed in the draft SIA in the paragraph proceeding this footnote (footnote #34 in the updated draft socioeconomic impact assessment).

Response to Comment #11

A range of estimated total discounted monetized public health benefits has been included in the Valuation of Public Health Benefits subsection for (1) all scenarios with appreciable NO_x emission reductions (excluding Scenarios 15 and 16), and (2) those scenarios identified as representative of the expected low- and high-end of realizable NO_x emission reductions (Scenario 13 and Scenario 1).

Response to Comment #12

An additional table has been added to the end of the Valuation of Public Health Benefits subsection (Table 42) that includes estimated total discounted costs (NPV 4%) and estimated total discounted monetized public health benefits (NPV 4%) for each modelled scenario, where applicable.

Appendix II – Peer Review of Industrial Economics, Inc. (IEc) Socioeconomic Analysis of Warehouse Relocations, IEc Response to Comments, and South Coast AQMD Response to Comments

**THIRD PARTY REVIEW: SOCIOECONOMIC
ANALYSIS OF ISR RULE (PR 2305) REPORT BY
INDUSTRIAL ECONOMICS, INC. (IEc)**

Submitted to:
South Coast Air Quality Management District

Submitted by:

Robert A. Kleinhenz, Ph.D.
Kleinhenz Economics

April 2, 2021

INTRODUCTION AND PURPOSE OF THIS STUDY

The South Coast Air Quality Management District (South Coast AQMD) is responsible for regulating stationary sources of air pollution in the Southern California region that includes Los Angeles, Orange, Riverside, and San Bernardino counties, excluding less populated portions of Los Angeles, Riverside, and San Bernardino counties. The South Coast AQMD has determined that a significant share of the region's emissions emanate from the goods movement sector, which consists primarily of the region's transportation and warehousing sector.

As a part of its effort to achieve compliance with federal and state clean air standards within its jurisdiction, the South Coast AQMD has developed an indirect source rule (ISR), the goal of which is to reduce mobile-source emissions associated with the operation of warehouses and distribution centers in the South Coast AQMD region. The rule is known as Proposed Rule (PR) 2305 or the Warehouse Actions and Investments to Reduce Emissions (WAIRE) Program. If the rule is adopted, it would apply to any existing or new warehouse with an indoor warehouse floor space equal to or greater than 100,000 square feet within a single building located in the South Coast AQMD jurisdiction.

Under PR 2305, warehouse operators would be subject to an annual Warehouse Points Compliance Obligation (WPCO), which requires them to take actions to reduce NO_x and PM emissions associated with their operations, including trucks and other vehicles that operate at, or visit, the warehouse facilities covered under PR 2305. Alternatively, operators may pay a mitigation fee used to offset emissions in communities of warehouses which paid mitigation fees.

Warehouse operators may evaluate whether it is more cost-effective to avoid PR 2305 compliance costs by moving their operations outside of the South Coast AQMD region. The operator's relocation decision would presumably weigh operating costs at the current location (including PR 2305 compliance costs) against the prospective operating costs at another location (including any changes in transportation costs), plus the one-time costs of moving. The calculation would likely account for the benefits of the current and prospective location as well.

The South Coast AQMD engaged Industrial Economics, Inc. (IEc) to perform a study with the goal of estimating PR 2305's likely costs to the warehouse industry in the region. One crucial aspect of IEc's study is to assess possible responses on the part of the warehouse industry, including the potential for warehouse operators to relocate outside the South Coast AQMD region.

The South Coast AQMD has engaged Kleinhenz Economics to serve as an independent reviewer of the IEc study. This report contains the findings of the independent, third-party review of the IEc report entitled, "Assessment of Warehouse Relocations Associated with the South Coast Air Quality Management District Warehouse Indirect Source Rule." The review examines the IEc's analysis of:

- Warehouse markets in the South Coast AQMD's jurisdiction and in nearby areas; and

- The decision analysis framework used to model relocation decisions of warehouse operators, and the results of IEC's analysis and their implications.

GENERAL COMMENTS ON REPORT

The IEC study is intended to evaluate the relocation decisions of warehouse operators in the South Coast AQMD region in response to the implementation of PR 2305. The study consists of three main components:

- Comparative market analysis of warehouse space in the South Coast AQMD region and other nearby regions to which warehouses may relocate in response to PR 2305 (competing regions).
- Survey of stakeholders to determine factors that may affect relocation decisions.
- Development and application of a model to simulate relocation decisions. This includes a separate pathways model of transportation costs that is used to determine how transportation costs affect the relocation decision.

Technically, the IEC study is a comprehensive analysis of the relocation decisions of warehouse operators. It makes extensive use of both publicly available data and proprietary data (CoStar data on properties). It also relies on a survey of stakeholders to identify variables that are likely to enter an operator's relocation decision. The study develops and uses a complex relocation decision model which is driven in part by the above-mentioned pathways model of transportation costs. Finally, IEC uses the model to estimate the likely number of warehouse relocations that would occur under a number of PR 2305 compliance-cost scenarios.

While the analysis is generally robust, there are at least a few areas where the IEC analysis can be augmented. Moreover, thought experiments and illustrative examples can be used as a "taste test" to determine whether the assumptions, analysis, and conclusions are reasonable. Details follow below. Some of the comments here may be addressed in South Coast AQMD's socioeconomic impact analysis or staff report for PR 2305, although summarizing them in this report will provide important context for the relocation decision analysis and results.

STRENGTHS AND WEAKNESSES OF THE STUDY

Strengths of the Study

- Warehouse market assessment and analysis is a robust discussion of both the local warehouse market and those of competing regions. The assessment describes the state of the warehouse markets in each of the regions in terms of commonly used market indicators, but it also goes to great lengths to assemble inventories of individual properties in each of the regions, including current warehouse space and prospective

space. However, while the study produces forecasts of future warehouse capacity, it relies on a 2018 forecast that may be dated as discussed in the third bullet under “Weaknesses of the Study.”

- The stakeholder survey provides valuable insights regarding decisions to stay in the region or relocate. The survey results identify variables that would be taken into consideration during a relocation decision process. While the list of variables may not have been surprising, it is hoped that including the survey as part of the overall study ensures that no key decision variables would be overlooked.
- The pathway analysis used in the study is remarkable as a technical approach to simulating transportation costs and relocation decisions. In the end, relocation decisions in a regional setting must be viewed probabilistically: What is the probability that a given warehouse operator at a given warehouse will relocate? As described in the report, there is considerable variation in the types of warehouse space and their functions across the region; and there is considerable variation in the population of warehouse operators themselves. Simplifying assumptions are frequently needed to arrive at a tractable modeling methodology, but the pathway analysis goes a long way in replicating the complexity of the industry.

Weaknesses of the Study

The following potential weaknesses in the study may affect the validity of the study findings.

- The distinction between warehouse owners and warehouse operators is blurred throughout the report, yet these are two distinct groups of stakeholders whose interaction in response to PR 2305 may play a significant role in its rollout and effectiveness. Warehouse operators can quickly move in response to the new rule, but warehouses cannot. At a minimum, the report ought to explicitly identify the “warehouse operators” as the relocation decision makers and not “warehouses.” Moreover, as described below, the market response to compliance costs associated with PR 2305 may be different for warehouse owners compared to warehouse operators, and the dynamic relationship between the two may result in compliance costs being shared. 1.
- Despite the extensive discussion on the warehouse market, the report does not include a sufficient amount of background information on the broader goods movement sector of the Southern California region, including the composition of the sector, long-run trends, and competitive pressures. As described below in the “Discussion of Warehouse Market Analysis” a more complete discussion of these details will give the reader much needed context. 2.
- While the survey of stakeholders is a strength of the analysis, it should be complemented by reference to the extensive literature on the relocation decisions of firms, including the key factors that commonly trigger relocation on the part of a firm. As one would expect, firm profitability is one factor that enters a firm’s relocation decision. Relocation research shows that marginally profitable firms are more likely to 3.

- | | | |
|---|---|----|
| <p>relocate to improve profit margins, all else being equal. The literature also sheds light on the extent to which regulations and regulatory costs affect a firm’s decision to move and adds context to the findings of the stakeholder survey.</p> | } | 3. |
| <ul style="list-style-type: none"> • Even with the detailed discussion of the stakeholder survey results, there is room in the report for a more complete profile of the warehouse/fleet operators by individual industry components. This may include the number of operators, payroll employment, and distribution by size, as well as number of self-employed independent operators. These details have implications for the socio-economic characteristics and equity aspects of PR 2305 implementation for the operators, not just the communities and residents. A closer look may show that some individual industries are more sensitive to changes in regulations and compliance costs, hence more susceptible to relocation than others. | } | 4. |
| <ul style="list-style-type: none"> • The 2018 CoStar/Moody’s forecasts to drive baseline scenarios (Attachment 2, p. 25) may result in out-of-date forecasts, analyses, and conclusions. Many decisions pertaining to warehouses (planning, development and construction, and operations) are long-run decisions on the part of firms, and as such, these decisions follow a deliberate and somewhat lengthy process. As a rule, long-run trends and forecasts are likely to prevail regardless of typical cyclical fluctuations in the economy. However, the current pandemic situation is neither typical nor cyclical, but rather a singular event that has caused unprecedented disruption to the local, national, and global economies, disrupted supply chains, and potentially changed consumption patterns of households and businesses. As such, it is advisable to compare the 2018 vintage forecasts with more recent long-run forecasts, identify their differences, and address the likely implications of these differences for the conclusions of the report. | } | 5. |
| <ul style="list-style-type: none"> • The IEc report references the SCAG report entitled, “Industrial Warehousing in the SCAG Region-Final Report,” which was published in 2018. This report summarizes the structure and geographic location of the warehouse industry in the SCAG jurisdiction. While industry structure and location tend to change slowly over several years’ time, the warehouse sector in Southern California is still driven by a variety of market dynamics, not the least of which is the trend in cargo volumes passing through the region’s ports. It may be advisable to bring the SCAG report “up to date” by briefly describing qualitatively or quantitatively how the structure of the industry in 2021 compares with that described in the 2018 report, which itself contains data from as far back as 2014. | } | 6. |
| <ul style="list-style-type: none"> • The study cites the 2014 SCAQMD High Cube Warehouse Truck Trip Study. This study was based on a survey that was conducted in 2013-2014. Again, even though industry structure tends to change relatively slowly, changes do occur over a period of 5 to 7 years and may have accelerated in the wake of the pandemic. Thus, to the extent possible, it is advisable to check that the relevant contents of the 2014 report adequately represent present circumstances. | } | 7. |

- Having identified and discussed the variety of warehouse uses and warehouse operators in the report, one potential drawback of the study may be the need to make simplifying assumptions in order to move forward with simulations of relocation decision scenarios. The study’s conclusions rely heavily on the results of the simulations, which imply that there would be minimal relocation activity once PR 2305 is implemented. If the analysis is correct, compliance costs will generally be spread over the existing number of operators in the existing warehouses. However, if the analysis underestimates the effects of PR 2305 and there is a larger than predicted exodus of warehouse operators, compliance costs may have to be spread over a smaller number of operators/warehouses, possibly resulting in a higher average compliance cost per operator. One possible “taste test” would be to conduct a sensitivity analysis, independent of the scenario analysis, to evaluate the implications from hypothetical relocation shares, for example 1%, 2%, 5%, and 10%. The results may shed additional light on how compliance costs will be borne by warehouse operators and owners.

8.

DISCUSSION OF WAREHOUSE MARKET ANALYSIS

The comparative warehouse market analysis carefully lays out recent historical and current market conditions in the South Coast AQMD region (Attachment 1) and in other nearby regions to which warehouse operators may move in response to PR 2305 (Attachment 2). The report goes to great lengths to produce an inventory of warehouses and potential warehouse space, with particular attention given to warehouses of at least 100,000 square feet that would be subject to PR 2305. Relying on such measures as capacity, absorption, lease rates, and sales prices, the study describes the advantages and disadvantages of operating in the South Coast AQMD region.

It is difficult to discuss the region’s warehouse sector without including more background on the broader goods movement industry of which it is a part. A significant share of jobs and economic activity in the region are tied to the goods movement sector, which includes both transportation and warehousing. Attachment 1 in the report could improve on its discussion of recent dynamics of the region’s goods movement sector, by presenting a more complete profile of the industry. This can be accomplished by reporting the region’s total building area as shown in first two columns of Exhibit 4 on page 9 of Attachment 2 in Attachment 1, which shows a breakdown of building area by type of warehouse. This may be complemented by including the table “Goods Flow Categories Defined Based on the Commodity Flow Survey” shown in Exhibit 1 on page 8 of Attachment 4, which describes the various flow of goods, inbound and outbound, and internal.

2.

This background information provides important data that can be used to describe the local transportation and warehousing sector, including broad industry trends that may provide valuable context to the reader. This includes trends in cargo volumes at the local ports, recent investments in infrastructure, the role of labor in the industry, and so on.

It also includes a discussion of the global goods market within which the local ports operate, including the competitive pressures they face and how they affect other parts of

9.

the local industry. San Pedro ports must contend with competitive pressures in international trade as ports on the Pacific Coast and elsewhere compete for discretionary cargo, which can move through any port in the country at the discretion of the shipper. This is a major source of demand for warehouse space. Being near the largest port complex in the western hemisphere confers a considerable advantage (market power) on warehouses and operators in the region. However, the ports face competition to varying degrees from other ports on the West Coast and the Atlantic Coast. With 30% or more of the cargo passing through the San Pedro Bay ports classified as discretionary cargo, a more robust discussion of the dynamics of this situation is warranted than the brief mention in Attachment 4 on page 6.

9.

More immediately, it would describe how an already tight warehouse market became even more taut in the past year as the good movement industry handled record levels of cargo, triggering accelerated interest in real estate development of industrial/warehouse properties in the region. At the same time, it would include a discussion of how the local goods movement sector meets the needs of households and businesses in a vast region that is home to upwards of 23 million residents, depending on how the narrowly or how widely the region is defined.

2.

The report also presents dynamics of warehouse markets neighboring non-South Coast AQMD markets vis a vis the warehouse markets in the South Coast AQMD region, describing how slower net absorption in the South Coast AQMD region “is offset with an increase in non-South Coast AQMD growth, particularly in the Phoenix and Las Vegas markets. This provides suggestive evidence that warehousing activity may shift between the South Coast AQMD jurisdiction and these outlying areas” (Attachment 2, page 17). While this is a *possible* explanation, it is, at best, a partial explanation. More robust analysis would entail looking that the economic growth rates of each region, changes in local demand for industrial space as well as capacity, and discussion of variables that may be affecting all of the regions in question, such as the national economic expansion that only recently ended with the pandemic.

10.

In all, this discussion will paint a more complete picture of the goods movement at the aggregate industry level. The discussion will describe more completely the market conditions within which individual warehouse operators and warehouse owners are making their microeconomic profit maximizing decisions, a topic that is addressed in the following section.

DISCUSSION OF WAREHOUSE RELOCATION DECISION ANALYSIS AND RESULTS

As described in the IEc study, the warehouse operator relocation decision process is a function of several costs, which include real estate costs, other warehouse-related operations costs, transportation costs, labor costs, regulatory costs, and relocation costs. As a part of analyzing transportation costs, IEc provides a profile of the truck fleets that serve the South Coast AQMD region (Attachment 3) and adapts a route- or pathways-based model of goods flows to the analysis of relocation decisions (Attachment 4). The results of

the relocation decision analysis appear in Attachment 5 of the report and are summarized in the Executive Summary.

As pointed out earlier, the report should be more explicit in describing the relocation decisions as being made by warehouse operators. Assuming warehouse operators are tenants and not property owners, they can move their operations more easily than property owners, for whom the relocation decision is different, unless they both own the warehouse and conduct business as an operator. More generally, however, warehouse operators and warehouse owners may respond differently to compliance costs associated with PR 2305. For example, if PR 2305 triggers enough relocation on the part of warehouse operators to cause a sizable decline in demand, then, given the relatively inelastic supply of warehouse space in the South Coast AQMD region, property owners may see a decline in lease rates their properties can fetch, and as a result, may be willing to absorb a share of compliance costs to avoid loss of tenants.

1.

The survey of warehouse operators provided insights into operator behavior and possible responses to PR 2305. It would also have been an opportunity to obtain actual data on transportation routes (pathways). For example, the survey asks the question, “What region does your fleet typically serve?”, with *general* follow up questions about the routes used and locations they service. With properly framed questions, it might have been possible to obtain information that reflects *actual* behavior. For example, in addition to the general questions in the survey, one might ask for information on specific trips, such as: “For each vehicle in your fleet, please provide the origin, destination and path of the xth trip taken by that vehicle in the past week (or day or month).” As is known in the field of survey design, a self-reported general statement (“my usual commute is 30 minutes”) is laden with greater variability than a self-reported specific statement (“my commute today was 37 minutes).

11.

Beyond this point, while the technical approach to the relocation analysis is impressive, its validity can be bolstered by supplying additional background information, drawing comparisons with applicable knowledge and theory of the warehouse market, and using illustrative examples or thought experiments to demonstrate consistency of the relocation analysis with the likely situation for warehouse operators in real world circumstances.

12.

For example, while the report lists the set of costs that are a part of an operator’s location decision analysis, knowing the cost structure in the warehouse operator industry across the individual categories would provide valuable context. This would be particularly helpful if the relocation decision comes down to two or three cost categories such as real estate costs, regulatory costs, and transportation costs. Knowing the distribution of costs would make the relocation decision of an operator more transparent.

13.

Other assumptions of the analysis may be oversimplified and may merit more discussion than appears in the study. For example, the pathways analysis only considers transportation costs per mile of distance but does not take into consideration time costs of travel, which begs the question, if Southern California road congestion results in a higher time cost of travel compared to out of area, should differences in the time cost of travel be considered. Admittedly, if drivers are paid on an hourly basis, differences in the time cost of travel

14.

should be reflected in higher wage bills for local operators compared to non-local operators. If these differences are not incorporated into the analysis, at a minimum, IEC may outline a thought experiment that walks through such a comparison using plausible assumptions about wage costs, and per-mile costs, and then use the results of the thought experiment to shed light on the ramifications of omitting the time cost of travel from its analysis.

14.

It also appears that the process of determining which warehouse will relocate (most distant warehouse) is driven by distance and does not consider differentials in real estate costs across regions within the South Coast AQMD. While this may be a simplifying assumption, one might have more confidence in the report findings if a thought experiment or other construct is used to determine whether or not the results would be sensitive to differences in real estate costs.

15.

While the survey of stakeholders is a strength of the analysis, it should be complemented by drawing from the extensive literature on the relocation decisions of firms to describe the most important variables a firm considers when going through the relocation decision process. In particular, this would address the perception that costs of regulation drive firms to leave a given region or a given state. For example, relocation research shows that marginally profitable firms are more likely to relocate to improve profit margins, all else being equal. The literature also sheds light on the extent to which regulations and regulatory costs affect a firm's decision to move and adds context to the findings of the stakeholder survey.

3.

Even with the detailed discussion of the stakeholder survey results, there is room in the report for a more complete profile of the warehouse/fleet operators by individual industry components. This may include the number of operators, payroll employment, and distribution by size, as well as number of self-employed independent operators. These details have implications for the socio-economic characteristics and equity aspects of PR 2305 implementation for the operators, not just the communities and residents. A closer look may show that some individual industries are more sensitive to changes in regulations and compliance costs, hence more susceptible to relocation than others.

4.



INDUSTRIAL ECONOMICS, INCORPORATED

Responses to Kleinhenz Economics Review of Industrial Economics Socioeconomic Analysis of Warehouse Relocations

Response to Comment 1:

As the reviewer suggests, “warehouse operators” are the relocation decision makers modeled by IEC. Because warehouse operators can relocate in response to the rule, our focus on operator decisions provides South Coast AQMD with insights into the rule’s potential economic and emissions impacts within the AQMD’s boundaries. We agree with the reviewer’s suggestion that warehouse owners may lower the rents they charge to warehouse operators as an incentive for them to remain within the South Coast AQMD. In not capturing this effect, however, our analysis provides a conservative, high-end estimate of likely relocations.

Response to Comment 2:

We appreciate that additional background on the broader goods movement sector in the region may be useful to provide context for our analysis. Such information is available from several key sources listed below, from which we have summarized high-level findings relevant to this analysis.

The 2018 “Industrial Warehousing Study” from the Southern California Association of Governments (SCAG) catalogues the state of the industrial warehousing sector in Southern California, describes warehouse categories and functions, and interprets evolving trends in warehousing to determine the region’s ability to develop future capacity.⁵¹ This report also provides an inventory of warehousing space within the SCAG region, which though it uses different boundaries than the South Coast AQMD region and makes use of slightly older data, may be helpful context in comparison with the findings in Attachment 2 of this analysis.

Robert Leachman’s 2017 white paper “Strategic Initiatives for Inland Movement of Containerized Imports at San Pedro Bay” includes the detailed discussion of supply chain strategies IEC relied on for the development of the transport pathways in this analysis.⁵² A key trend discussed in Leachman’s paper is that fewer imported international shipping containers arriving through the San Pedro Bay are being shipped onward to inland ports via rail without first being sorted and inventoried in the Los Angeles vicinity. This growing trend results in more drayage between the ports and warehousing locations within the South Coast AQMD region to enable the disassembling and repacking of shipping containers prior to rail

⁵¹ Southern California Association of Governments (2018). Industrial Warehousing in the SCAG Region. https://scag.ca.gov/sites/main/files/file-attachments/final_report_03_30_18.pdf?1604268012.

⁵² Leachman, R. (2017) Strategic Initiatives for Inland Movement of Containerized Imports at San Pedro Bay. University of California at Berkeley. https://ieor.berkeley.edu/wp-content/uploads/2019/10/RCL-LA-Basin-Initiatives-Jan_13_2017.pdf.

transport. The result is a continued growth in reliance on warehousing in the area for the processing of imports.⁵³

SCAG's 2020 Regional Transportation Plan's "Goods Movement" chapter, as well as the corresponding appendix from the 2016 Regional Transportation Plan, include discussions of how national import strategies are evolving and the relevance of these changes to logistics and transportation networks in Southern California.^{54,55} A key finding is that strong growth in port traffic in other "corners" of the U.S., in addition to significant market share growth in Canadian and Mexican ports on the Pacific coast, is projected to continue to outpace growth at the Port of Los Angeles and Port of Long Beach.⁵⁶ The authors note that while not growing as quickly as other ports, sustained high demand continues at the Port of Los Angeles and the Port of Long Beach. This is driven in large part by continued anticipated growth in trade volumes from Pacific Rim nations, with a significant share of imports passing through the San Pedro Bay.⁵⁷

Response to Comment 3:

As the reviewer suggests, the literature does provide additional context for the location decision-making of firms. Targa et al. (2006) note the importance of transportation network availability and highway access as important components of firm economic success and location decision-making.⁵⁸ Similarly, Jaller et al. (2016) note the importance of transportation access and population centers in explaining warehouse and distribution center location decision-making specific to Southern California.⁵⁹ Hu et al. (2008) found that internal factors such as firm sales and employment do not play as large of a role as access to transportation options and the general economic environment.⁶⁰ Kang (2018) notes that Los Angeles warehouses built more recently (since 2000) have prioritized cheaper land and access to intermodal transport facilities relative to the labor center and port proximity of older warehousing infrastructure, though this may simply reflect the outward expansion of the Los Angeles area goods movement sector.⁶¹ Rivera et al. (2015) note the benefits realized by logistics firms of various sizes co-locating in logistics "parks," specifically increased employee training opportunities and the sharing of transportation capacity.⁶²

⁵³ Leachman (2017).

⁵⁴ Southern California Association of Governments (2020). Regional Transportation Plan Technical Report: Transportation System Goods Movement. https://scag.ca.gov/sites/main/files/file-attachments/0903fconnectsocial_goods-movement.pdf?1606001690.

⁵⁵ Southern California Association of Governments (2016). Regional Transportation Plan Appendix: Transportation System Goods Movement. https://scag.ca.gov/sites/main/files/file-attachments/2016trtpscs_goodsmovement_1.pdf.

⁵⁶ SCAG (2020).

⁵⁷ SCAG (2018, 2020).

⁵⁸ Targa, F., Clifton, K. J., & Mahmassani, H. S. (2006). Influence of transportation access on individual firm location decisions. *Transportation research record*, 1977(1), 179-189.

⁵⁹ Jaller, M., Pineda, L., & Phong, D. (2017). Spatial analysis of warehouses and distribution centers in Southern California. *Transportation Research Record*, 2610(1), 44-53.

⁶⁰ Hu, W., Cox, L. J., Wright, J., & Harris, T. R. (2008). Understanding firms' relocation and expansion decisions using self-reported factor importance rating. *Review of Regional Studies*, 38(1), 67-88.

⁶¹ Kang, S. (2018). Warehouse location choice: A case study in Los Angeles, CA. *Journal of Transport Geography*.

⁶² Rivera, L., Sheffi, Y., & Knoppen, D. (2016). Logistics clusters: The impact of further agglomeration, training and firm size on collaboration and value added services. *International Journal of Production Economics*, 179, 285-294.

With respect to policy changes specifically impacting firm relocation decisions, Pan et al. (2020) note that while traditional factors such as taxation and incentives do have a statistically significant effect on relocation decisions, individual policy changes are unlikely to influence firm relocation decisions without being inordinately large or arriving in combination with other policies or changes.⁶³ Similarly, Conroy et al. (2016) report small marginal effects of any individual factor on industrial firm relocation, stating the low likelihood of such decision-making being affected by changes to local or state-level taxes or other economic incentives.

As the reviewer mentions, firm profitability may also influence relocation decisions, and less profitable firms are more likely to consider alternatives.^{64,65} Given the low numbers of modeled relocations in our analysis, even under higher compliance cost scenarios than proposed in PR 2305, it is more likely that firm relocation decisions will be based off of transportation and goods pathway needs specific to each firm, which we capture by modeling each goods pathway separately. We also note that accounting for the financial health of individual warehouse operators in our modeling would not have been feasible with the available data.

Response to Comment 4:

South Coast AQMD staff have addressed this comment.

Response to Comment 5:

The long-term forecast in our analysis consists of projected developments plus “slack capacity,” defined as potential additional developments available on land zoned for industrial development plus projected vacancies. In calculating slack capacity, we subtract the land required for forecasted developments under the 2018 CoStar/Moody’s economic case. Projected developments represent roughly six percent of slack capacity in the outlying market areas (approximately 1,400 million square feet of estimated slack capacity versus 80 million square feet of forecasted developments). If a more recent forecast projects more warehouse development in the outlying market areas than the 2018 forecast used in our analysis, this would likely reduce the projected slack capacity available in these areas and, due to capacity constraints, potentially reduce the number of relocations (for those compliance cost scenarios where the estimated number of relocations is greater than zero). Thus, the forecast of outlying market capacity in the analysis supports the development of conservative estimates of relocations.

The reviewer also suggests that a more recent forecast could show an increase in warehouse development activity in the South Coast AQMD’s boundaries and that this development may imply more relocations than projected in our analysis. We note, however, that at the maximum average compliance cost of \$0.83 per square foot proposed in PR 2305,⁶⁶ IEC’s

⁶³ Pan, Y., Conroy, T., Tsvetkova, A., & Kures, M. (2020). Incentives and firm migration: an interstate comparison approach. *Economic Development Quarterly*, 34(2), 140-153.

⁶⁴ Brouwer, A. E., Mariotti, I., & Van Ommeren, J. N. (2004). The firm relocation decision: An empirical investigation. *The Annals of Regional Science*, 38(2), 335-347.

⁶⁵ Pellenbarg, P. H., Van Wissen, L. J., & Van Dijk, J. (2002). *Firm relocation: state of the art and research prospects*. Groningen: University of Groningen.

⁶⁶ This value is the average annual compliance cost of the high-cost compliance scenario in which all facilities comply with PR 2305 by paying a mitigation fee every year and receive no funding to purchase equipment to aid with PR 2305 compliance.

analysis found that zero percent of warehouses in the South Coast AQMD are likely to relocate. The economics of the relocation decision would be the same for additional warehouses located in the South Coast AQMD. Thus, even if there are indeed more warehouse developments in the South Coast AQMD than we calculate in our long-term scenario, expected relocations would still likely be zero under the rule as it is proposed.

Response to Comment 6:

IEC's primary use of the 2018 SCAG report "Industrial Warehousing in the SCAG Region" is to inform the warehouse categorization used throughout the analysis.⁶⁷ Because this general categorization has not significantly evolved since 2018, the 2018 SCAG report serves as a reasonable basis for the warehouse categorization relevant to PR 2305. Although SCAG's October 2020 "Last Mile Freight Study" notes the increasing prevalence of smaller delivery fulfillment facilities oriented toward package sorting for last-mile delivery,^{68,69} most of these smaller facilities are unlikely to exceed the 100,000 square foot threshold for regulation under PR 2305.

With respect to recent trends in the flow of goods through the region's ports, 2019 and the first half of 2020 saw slight declines in imports through the San Pedro Bay ports complex relative to 2018. The second half of 2020 resulted in a strong turnaround for imports, with the Port of Los Angeles finishing with 2020 as its fourth-largest cargo volume year ever and the Port of Long Beach having its single largest cargo volume year in its history.⁷⁰ The growth trend has continued in the first part of 2021, with January and February volumes at the Port of Los Angeles tracking 21 percent above the same months in 2020, and five percent above the same months in 2019.⁷¹

Response to Comment 7:

South Coast AQMD staff have addressed this comment.

Response to Comment 8:

The reviewer suggests that the relocation of warehouse operators outside the South Coast AQMD region would increase the per-facility costs of complying with PR 2305 for those warehouses that remain. However, the costs of compliance with PR 2305 for a given facility are a function of each warehouse's size and operations (truck trips). The number of warehouses in the regulated universe does not affect the costs of compliance for any one warehouse. Therefore, if any warehouse operators leave the South Coast AQMD region in response to the rule, we do not expect compliance costs for other facilities to be affected.

Response to Comment 9:

⁶⁷ SCAG (2018).

⁶⁸ Southern California Association of Governments (2020) Last Mile Freight Study. https://scag.ca.gov/sites/main/files/file-attachments/2958_lastmilefreightstudy-final.pdf?1604195996.

⁶⁹ Southern California Association of Governments (2020). Regional Transportation Plan Technical Report: Transportation System Goods Movement. https://scag.ca.gov/sites/main/files/file-attachments/0903fconnectsocal_goods-movement.pdf?1606001690.

⁷⁰ Logistics Management (2021)

https://www.logisticsmgmt.com/article/port_of LOS_angeles_and_port_of_long_beach_end_2020_with_strong_volume_gain.

⁷¹ Freightwaves (2021) <https://www.freightwaves.com/news/san-pedro-bay-congestion-recedes-to-christmas-eve-level>.

South Coast AQMD staff have addressed this comment.

Response to Comment 10:

We agree with the reviewer's assertion that slower net absorption in the South Coast AQMD region coupled with growth in net absorption in some outlying markets is likely driven by a variety of factors other than warehouse operators shifting between the South Coast AQMD region and these other areas. Our intention was not to suggest warehouse operator relocation was the main driver of this pattern observed in the net absorption data but merely to highlight this pattern is consistent with relocation. Other possible factors include, as the reviewer mentions, each respective market area's economic growth and local demand for warehousing space. Cities in some areas, such as Western Arizona, actively recruit new warehousing developments. Increases in absorption in these areas cannot be specifically tied to relocations from the Los Angeles area without an understanding at the individual firm level.

Response to Comment 11:

Although it is possible that a survey of warehouse operators on the goods flow movements through their warehouses would have generated useful information, Leachman (2017) includes the most detailed analysis of goods movement in the Los Angeles area that we were able to identify from published or unpublished sources. It reflects input that Leachman obtained through industry interviews, as well as statistics for goods pathway identification from sources such as the Alameda Corridor Transport Authority, Union Pacific, and BNSF. While a few years have passed since this report's writing, we are unaware of any information to suggest that the general goods distribution shares across pathways has changed significantly in that time. Therefore, given the quality of the Leachman (2017) study and the significant resources required to obtain the detailed information necessary to update the study, we focused our efforts on applying Leachman's findings to develop a detailed understanding of the transportation cost implications of warehouse operator relocation.

Response to Comment 12:

In response to the reviewer's suggestion for illustrative examples, consider the example of two warehouse operators weighing relocation to the Phoenix market. The first operator largely supports goods bound for rail transport for national distribution (e.g., Pathway 6 in our analysis), and the second operator is on a goods flow pathway concluding in distribution within the South Coast AQMD region, such as Pathway 3. For the first operator, relocation from the South Coast AQMD region to Phoenix would entail trucking goods to Phoenix for repacking, followed by drayage to the rail terminal in Phoenix. The goods would not have to be transported significant extra distance, but the change in transportation costs would be due to truck transport being more expensive than rail (see Exhibit 1 below). Alternatively, for the second warehouse operator on Pathway 3, goods must be trucked all the way to Phoenix and then back to the South Coast AQMD region. There are also no avoided rail costs associated with the warehouse on Pathway 3, as there are for the warehouse on Pathway 6. As shown in Exhibit 1, the total change in transportation costs is almost three times higher for goods flowing through the warehouse on Pathway 3 (\$147,000 per square foot per year) versus the warehouse on Pathway 6 (\$63,000 per square foot per year). The other cost impacts associated with relocation to Phoenix are the same for the two warehouses (also shown in Exhibit 1).

As demonstrated in the above example, the end market for distribution of the goods passing through a warehouse has a significant influence on the changes in transportation costs due to potential relocation. In practice, each warehouse operator is likely to serve a unique combination of pathways that evolves over time, as opposed to serving just a single pathway as presented in our illustrative example. It is possible that changes to the goods that individual warehouse operators manage may affect decision-making around relocation. We note, however, that under the expected compliance costs for PR 2305, our analysis shows no relocations under any single pathway. Thus, a combination of pathways is unlikely to result in different decision-making.

EXHIBIT 1: SAMPLE WAREHOUSE CHANGES IN OPERATING COSTS - RELOCATION TO PHOENIX MARKET AREA

Cost Category	Warehouse Serving Pathway 3 - South Coast AQMD Distribution (\$/1000 sq. feet per year)	Warehouse Serving Pathway 6 - National Distribution (\$/1000 sq. feet per year)
Rent	\$ 4,610 - cost savings	\$ 4,610 - cost savings
Labor	\$ 1,962 - cost savings	\$ 1,962 - cost savings
Power	\$ 549 - cost savings	\$ 549 - cost savings
Transportation (Trucking and Rail)	\$ 147,211 - cost increase	\$ 62,629 - cost increase

Response to Comment 13

In response to the reviewer's suggestion that we provide data on the cost structure of warehouse operators in the Southwest region, Exhibit 2 below outlines total baseline geographically-variable operating costs for model 500,000 square foot warehouses in different locations, as reported by The Boyd Company.⁷² This is the source we primarily relied on for calculating differences in operating costs across market areas, as described in greater detail in Attachment 4. As indicated in Exhibit 2, costs considered in the Boyd report include labor, power, amortization, taxes, and shipping. These categories differ slightly from those considered in our analysis. We assume amortization and tax costs reported by Boyd are captured in rents. The shipping costs as reported by Boyd reflect only outbound shipments, do not account for differences in rail transport costs, and appear to assume a much lower truck trip rate than is expected under PR 2305.

⁷² The Boyd Company (2015). "Comparative Distribution Costs in Port and Intermodal-Proximate Cities: Distribution Warehouse Site Selection."

EXHIBIT 2: SAMPLE WAREHOUSE TOTAL OPERATING COSTS - 500,000 SQUARE FOOT
GENERAL DISTRIBUTION WAREHOUSE IN SELECT AREAS

Cost Category	Location:	Mira Loma, CA	Victorville, CA	Mesquite, NV	Kingman, AZ
	Market Area:	South Coast AQMD	Bakersfield	Las Vegas	Western AZ
Labor		\$ 6,448,562	\$ 5,759,695	\$ 5,132,061	\$ 4,802,935
Power		\$ 837,888	\$ 837,888	\$ 769,080	\$ 655,200
Amortization		\$ 4,072,557	\$ 3,922,992	\$ 3,679,813	\$ 3,121,886
Property and Sales Tax		\$ 1,260,146	\$ 1,292,371	\$ 1,105,588	\$ 1,596,576
Shipping Costs		\$ 293,772	\$ 524,815	\$ 1,803,532	\$ 1,760,047
Total Annual Geographically-Variable Operating costs		\$ 12,912,925	\$ 12,913,886	\$ 12,490,074	\$ 11,936,644

Response to Comment 14:

The available data on fully loaded trucking costs (i.e., with labor, vehicle wear and tear, etc.) are expressed on a per mile basis rather than per hour. Because labor represents a significant portion of these costs, we agree with the reviewer that congestion is likely to affect the trucking cost per mile. However, we do not believe that explicitly incorporating congestion effects into our analysis would change the conclusions of the analysis. Regardless of warehouse location, trucks must still pass through the congested Los Angeles metro area for all of the goods flow pathways included in our analysis in the baseline and under the proposed rule scenario. In addition, if a warehouse operator were considering relocation to an outlying market and serves goods flow pathways involving local distribution to the South Coast AQMD region, accounting for congestion could *increase* the estimated cost of relocation. Under this scenario, goods would flow through the congested L.A. area *en route* to the outlying area warehouse and would travel through the L.A. area again for local distribution. To the extent that this congestion effect is not represented in the unit cost values applied in our analysis, we may underestimate the transportation cost impact of relocation and overestimate the number of relocations.

Response to Comment 15:

The reviewer correctly points out that different areas within the South Coast AQMD have different average rental prices for warehousing space. Using data available at the county level, rents within the South Coast AQMD's boundaries are higher in Los Angeles county, where rental prices are \$11.19 per square foot per year, which is \$0.58 higher than the South Coast AQMD average value of \$10.61 used in the modeling. Thus, warehouse operators located in Los Angeles County could expect to see an additional \$0.58 per square foot in cost savings following relocation. Combining this with the \$0.83 per square foot maximum average compliance cost of PR 2305, this difference in rents effectively corresponds to warehouse operators saving \$1.45 per square foot due to relocation. Within the context of our analysis, this is similar to avoiding \$1.45 per square foot in compliance costs by relocating. However, because our analysis of the \$1.50-per-square-foot compliance cost scenario shows

no incremental relocations, we would not expect warehouse operators paying rent in the more expensive areas of the South Coast AQMD to relocate under the proposal.

South Coast AQMD Responses to Kleinhenz Economics Review of Industrial Economics Socioeconomic Analysis of Warehouse Relocations**Response to Comment #1**

Industrial Economics, Inc. (IEc) staff have addressed this comment.

Response to Comment #2

IEc staff have addressed this comment.

Response to Comment #3

IEc staff have addressed this comment.

Response to Comment #4

South Coast AQMD staff has produced a draft socioeconomic impact assessment for PR 2305 which addresses several of the reviewer's concerns. The draft socioeconomic impact assessment for PR 2305 addresses information about the number of warehouse operators, small-business considerations, and other socioeconomic characteristics of facilities with warehousing operations.

Response to Comment #5

IEc staff have addressed this comment.

Response to Comment #6

IEc staff have addressed this comment.

Response to Comment #7

The commenter is correct to note the importance of truck trip rates for PR 2305. For this reason, warehouse operators will be required to report actual truck trip data for their operations. This source of information is currently unavailable from any other data source. The 2014 SCAQMD High Cube Warehouse Truck Trip Study was a multi-year effort that concluded with the Institute of Transportation Engineers (ITE) – the preeminent national organization for transportation engineers – completing the analysis and incorporating it into their industry standard Trip Generation Manual. This manual is the basis for the vast majority of transportation engineering studies conducted for development projects in South Coast AQMD and throughout the nation, and continues to be used today. The trip rates are also incorporated into CalEEMod, the primary model used throughout the state to estimate air quality impacts from new development, including for warehousing.

While different types of warehousing will have different trip characteristics, the use of the ITE trip rates provide the most reasonable average to consider a large population of warehouses, such as those covered by PR 2305. Based on the results of that study, the actual trip rates at individual warehouses are expected to vary considerably, but considered

together should approximate the average. Importantly, each warehouse operator's compliance obligation will not be tied to the ITE trip rate. Rather it will be tied to their actual truck trip rate, and the costs they experience due to PR 2305 will be directly tied to their own activity. If PR 2305 is approved by the South Coast AQMD Board, the trip rate data collected may be able to inform future versions of ITE's Trip Generation Manual.

Response to Comment #8

IEc staff have addressed this comment.

Response to Comment #9

The commenter's emphasis on the importance of the region's goods movement industry relative to other ports is acknowledged and has been addressed elsewhere, in particular in Chapter 3 of the draft staff report in the Rule Stringency section, as well as the draft socioeconomic impact assessment for PR 2305. Discussion in Chapter 3 of the draft staff report includes an evaluation of conditions at the ports, including their own economic study of their proposed update to the Clean Truck Rate program.

Response to Comment #10

IEc staff have addressed this comment.

Response to Comment #11

IEc staff have addressed this comment.

Response to Comment #12

IEc staff have addressed this comment.

Response to Comment #13

IEc staff have addressed this comment.

Response to Comment #14

IEc staff have addressed this comment.

Response to Comment #15

IEc staff have addressed this comment.

Appendix III – Industrial Economics, Inc. (IEc) Socioeconomic Analysis of Warehouse Relocations, IEc Response to Comments, and South Coast AQMD Response to Comments



Assessment of Warehouse
Relocations Associated with the
South Coast Air Quality
Management District Warehouse
Indirect Source Rule

23 December 2020

prepared for:

South Coast Air Quality Management District

prepared by:

Industrial Economics, Incorporated

2067 Massachusetts Avenue

Cambridge, MA 02140

and

CALSTART

48 South Chester Avenue

Pasadena, CA 91106

TABLE OF CONTENTS

EXECUTIVE SUMMARY

ATTACHMENT 1 | TECHNICAL MEMORANDUM ON WAREHOUSING AND LOGISTICS
INDUSTRY IN THE SOUTH COAST AIR QUALITY MANAGEMENT
DISTRICT JURISDICTION

ATTACHMENT 2 | TECHNICAL MEMORANDUM ON REAL ESTATE MARKETS
NEIGHBORING THE SOUTH COAST AQMD JURISDICTION

ATTACHMENT 3 | TECHNICAL MEMORANDUM ON TRUCK FLEETS THAT SERVE
WAREHOUSES IN SCAQMD JURISDICTION

ATTACHMENT 4 | INDIRECT SOURCE RULE RELOCATION MODEL - METHODOLOGY

ATTACHMENT 5 | RESULTS OF INDIRECT SOURCE RULE WAREHOUSE RELOCATION
ANALYSIS

EXECUTIVE SUMMARY

ES.1 INTRODUCTION

This report is in support of South Coast AQMD staff's development of a potential indirect source rule (ISR) to reduce mobile source emissions related to the operation of warehouses and distribution centers in the South Coast AQMD's four-county region (Los Angeles, Orange, Riverside, and San Bernardino counties).¹ Diesel truck traffic, largely related to the transport of goods passing through the Ports of Los Angeles and Long Beach and regional warehouses and distribution centers, makes up a large share of local NO_x emissions. A warehouse ISR, if adopted, may help with reducing emissions from trucks servicing warehousing facilities located within its jurisdiction.

Compliance costs to the warehousing sector could vary depending on the design of an eventual rule. If these costs are significant, the implementation of an ISR could potentially precipitate the relocation of warehousing operations outside the region—with the associated truck fleets continuing to travel to and from facilities in the South Coast AQMD jurisdiction. In the worst case scenario, the associated air quality benefits from such a rule might be greatly diminished. Accordingly, South Coast AQMD is interested in identifying and understanding the factors affecting whether warehousing operations are likely to relocate as a result of the potential rule.

Consistent with this objective, Industrial Economics, Inc. (IEc) performed an assessment of the warehousing sector in the South Coast AQMD jurisdiction and outlying markets and, based on this assessment, performed an analysis of potential warehouse relocations under varying levels of potential ISR compliance costs. This document presents the findings of IEc's analysis, as well as the data and methods applied.

ES.2 WAREHOUSE REAL ESTATE MARKET IN THE SOUTH COAST AQMD JURISDICTION AND OUTLYING MARKETS

To inform the analysis of potential warehouse relocations from the South Coast AQMD jurisdiction, IEc assessed the warehouse real estate markets within the South Coast AQMD jurisdiction and in neighboring areas. Through analysis of a range of key market metrics and trends, we assess the capacity of neighboring areas to absorb warehousing operations that might consider relocation following the implementation of an ISR. Across all market areas, our analysis of the warehouse real estate market focuses on warehouses with at least 100,000 square feet of floor area, based on the square footage threshold in the October 6th, 2020, draft ISR text.

Using spatial information available on individual warehouses, we grouped properties into eight distinct real estate markets—the South Coast AQMD jurisdiction (or “District” in the graphics below) and seven

¹ The South Coast AQMD jurisdiction is comprised of all of Orange County and parts of Los Angeles, Riverside and San Bernardino Counties. The region is mapped and described in full in Exhibit 1 and the “Geographic Scope” section below.

neighboring areas in geographic proximity to the South Coast AQMD jurisdiction. In addition, we further sub-divided the South Coast AQMD jurisdiction into three areas, largely defined according to county boundaries. These markets, shown in the maps in Exhibit 1, are as follows:

- **Los Angeles:** The portion of Los Angeles County located within the South Coast AQMD jurisdictional boundaries, including all of the county except for the northeastern corner. This area includes the “megaports” of Los Angeles and Long Beach, the origin point for most goods passing through warehouses in the region and 40 percent of all container cargo traffic in the U.S.²
- **Orange County:** All of Orange County, which is completely contained within the South Coast AQMD jurisdictional boundaries.
- **Inland Empire:** The South Coast AQMD portions of Riverside and San Bernardino counties. This includes the most densely populated southwestern corner of San Bernardino County and all of Riverside County except for a small portion near the county’s eastern border, near the Arizona state line.
- **North of District, Bakersfield:** All of Kern County and the non-South Coast AQMD portion of Los Angeles County, including Lancaster and Palmdale.
- **North of District, Coastal:** All of Ventura County, Santa Barbara County, and San Luis Obispo County. Contains the Port of Hueneme,³ located in Ventura County.
- **East of District, Desert Areas:** All of Imperial County and the non-South Coast AQMD portions of San Bernardino County, including Victorville, and Riverside County.
- **South of District, San Diego:** All of San Diego County, which includes the Port of San Diego.⁴
- **Las Vegas:** All of Clark County, Nevada, which includes the city of Las Vegas.
- **Phoenix:** All of Maricopa County and Pinal County, Arizona.
- **Western Arizona:** All of the four Arizona counties to the west of Phoenix: Yuma, La Paz, Mohave, and Yavapai Counties.

Our primary data sources for the assessment of warehouse real estate markets in these areas is the CoStar Suite™ of data products developed and maintained by CoStar, a real estate analytics firm. The CoStar Suite™ includes information on existing properties as well as vacant parcels that may be developed.

The South Coast AQMD jurisdiction is the dominant warehouse market in the broader region. Despite relatively high rents for warehouse space, the South Coast AQMD jurisdiction’s square footage of warehouse space is by far the highest in the region and has grown dramatically over the past several years.

² “Industrial Warehousing in the SCAG Region - Final Report.” (2018) Prepared for the Southern California Association of Governments by Cambridge Systematics, Inc. with Gill V. Hicks and Associates Inc. April 2018.

³ The Port of Hueneme is substantially smaller than the Ports of L.A. and Long Beach, with annual container traffic of 84,000 containers in 2018, relative to Long Beach’s 8.8 million containers and L.A.’s 8.9 million containers. American Association of Port Authorities. “NAFTA Container Port Ranking 2017.” <https://www.aapa-ports.org/unifying/content.aspx?ItemNumber=21048>

⁴ The Port of San Diego’s annual container traffic is approximately 143,000 containers. American Association of Port Authorities. *Op cit.*

EXHIBIT ES-1A.

REAL ESTATE MARKETS EXAMINED

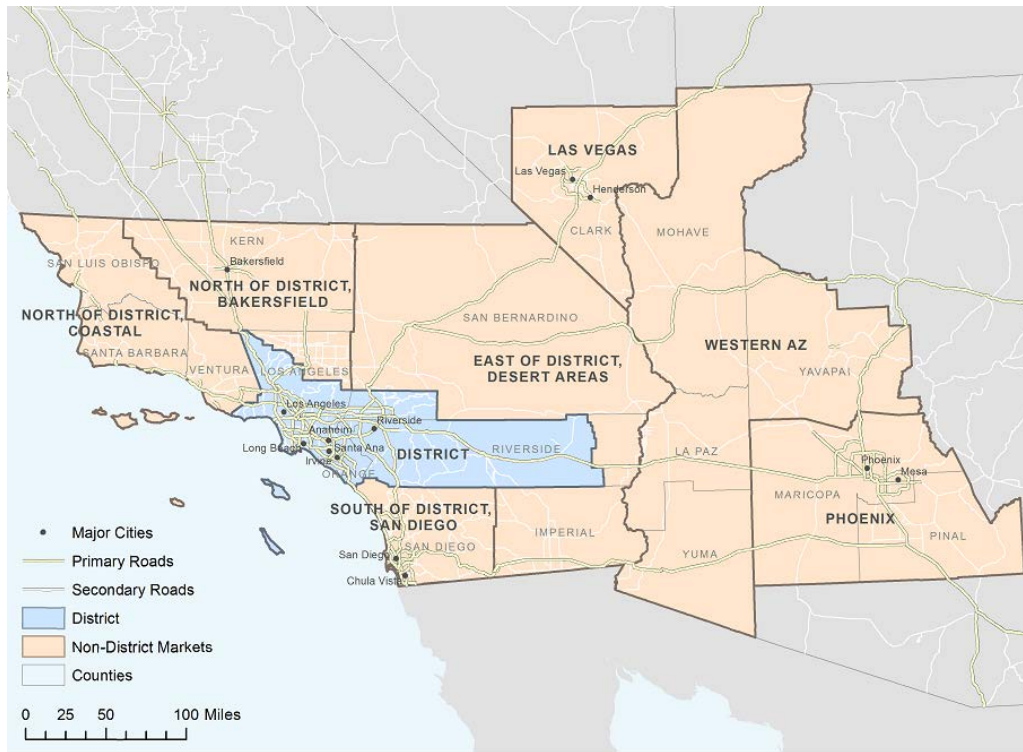


EXHIBIT ES-1B.

REAL ESTATE MARKETS EXAMINED - SOUTH COAST AQMD MARKETS FOCUS



CURRENT MARKET SNAPSHOT

Our analysis of current market conditions in the warehouse real estate markets listed above includes assessment of the total warehouse inventory in each area, vacancy rates, pricing, and potential future development. Focusing on buildings used primarily as warehouses, we identified 2,638 warehouses within the South Coast AQMD jurisdiction and 975 in the outlying markets.⁵ Similarly, we identified 662 million square feet of rentable building area within the South Coast AQMD jurisdiction and 226 million square feet in the outlying markets. Exhibits ES-2 and ES-3 show the distribution of these warehouses and square footage across market areas.

EXHIBIT ES-2. NUMBER OF WAREHOUSE PROPERTIES BY MARKET & WAREHOUSE TYPE - YEAR 2019

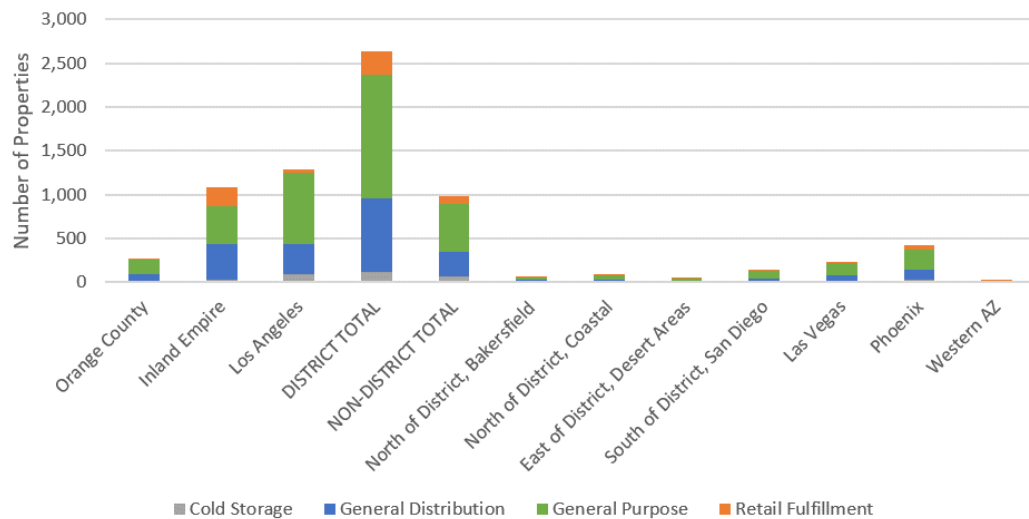
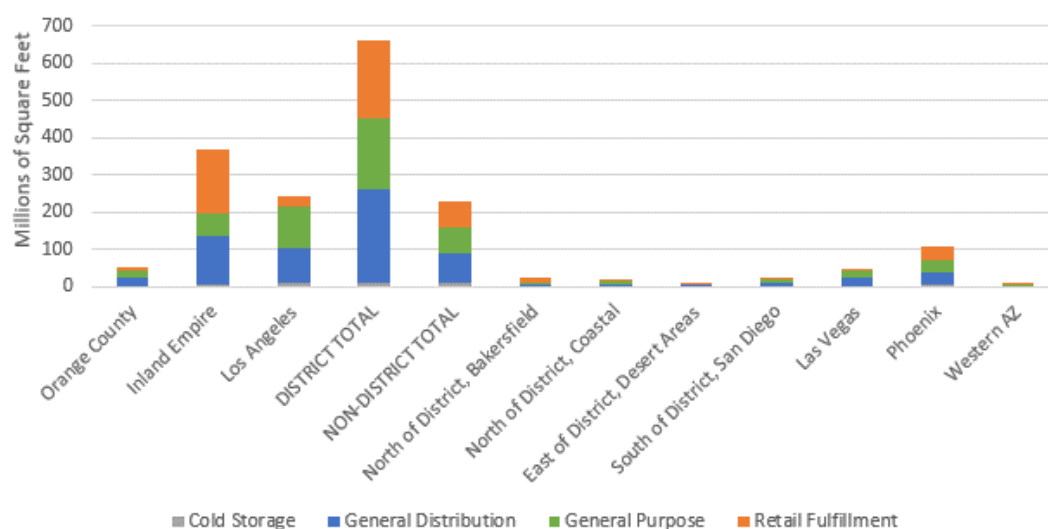


EXHIBIT ES-3. SQUARE FOOTAGE OF PROPERTIES BY MARKET & WAREHOUSE TYPE - YEAR 2019



⁵ We also used the CoStar data to identify manufacturing facilities with warehouses. Based on our analysis of the CoStar data, there are 49 such facilities in the South Coast AQMD jurisdiction with an estimated 8.4 million square feet of warehousing space. Because manufacturing facilities require more specialized buildings and equipment, and would likely incur much higher moving costs, we assume manufacturing facilities will not relocate and therefore exclude them from the remainder of this analysis.

For each market area, Exhibit ES-4 presents the vacancy rates for warehouses with at least 100,000 square feet of floor space as of 2019. As shown in the exhibit, the non-South Coast AQMD vacancy rates are generally higher than the South Coast AQMD rates. These values, however, are sensitive to small samples within some of the defined markets, as evidenced by the high vacancy rates in the Western Arizona and San Diego markets. One out of the two retail fulfillment properties in both Western Arizona and San Diego has availability, resulting in the high rates seen in the table.

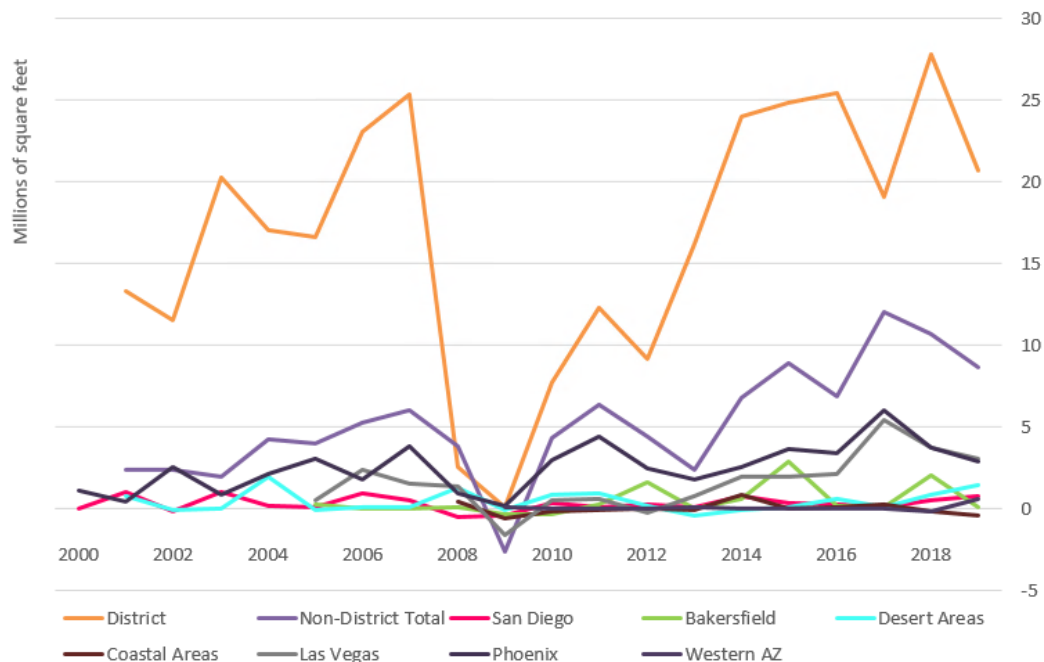
EXHIBIT ES-4. VACANCY RATES ACROSS MARKETS AND WAREHOUSE TYPE - YEAR 2019

GEOGRAPHIC AREA	GENERAL PURPOSE	GENERAL DISTRIBUTION	RETAIL FULFILLMENT	COLD STORAGE	TOTAL
District Total	4%	5%	5%	1%	4%
Orange County	4%	8%	14%	0%	7%
Inland Empire	5%	6%	5%	2%	5%
Los Angeles	3%	2%	4%	1%	2%
Non-District Total	7%	7%	11%	2%	8%
North of District, Bakersfield	6%	5%	4%	0%	4%
North of District, Coastal	3%	14%	0%*	0%	7%
East of District, Desert Areas	16%	8%	0%*	0%*	7%
South of District, San Diego	6%	7%	38%*	7%	7%
Las Vegas	3%	2%	5%	0%*	3%
Phoenix	9%	9%	15%	5%	11%
Western AZ	0%*	0%	39%*	0%	12%
Total	2%	5%	4%	7%	

* Categories with fewer than five properties.

To provide insights on the direction of each market, we also examine net absorption for warehouse space, defined as the total amount of space tenants moved into in a given time period less the amount of space tenants vacated during the same time period. Annual net absorption values in square feet are presented in Exhibit ES-5 for 2000 through 2019 for each market area. The non-District total line represents the sum of all outlying market net absorption, both positive and negative. Based on the data shown in Exhibit ES-5, the South Coast AQMD, Phoenix, and Las Vegas markets have steadily increased total occupied space year over year since 2009. The other outlying markets have less obvious growth patterns, with annual net absorption hovering around zero. At two points, in 2012 and 2017, growth in net absorption in the South Coast AQMD jurisdiction slowed relative to the prior years.

EXHIBIT ES-5. ANNUAL NET ABSORPTION ACROSS MARKETS - 2000-2019



Note: Due to data limitations, not all market areas have net absorption data extending back to 2000.

Exhibit ES-6 summarizes the pricing for warehouse space in the South Coast AQMD jurisdiction and outlying market areas, again focusing on properties with a building area of at least 100,000 square feet. At an average of \$0.88 per square foot per month, the South Coast AQMD market overall has a higher rental price per square foot than its neighboring markets, with the exception of San Diego. This is driven by high prices in the Orange County and Los Angeles sub-markets, as rent in the Inland Empire is lower than in the other South Coast AQMD sub-markets. The Desert Areas and Coastal Santa Barbara, Ventura and San Luis Obispo (North of District, Coastal) follow closely behind the District average. Western Arizona, Bakersfield, and Phoenix have the lowest prices of \$0.50 and below.⁶

Sale prices follow a similar trend to rental prices, with higher prices in urban areas. The non-District average is much lower than the South Coast AQMD value, which is more than three times higher at \$1,087 per square foot.

⁶ Small sample size is an issue in calculating average rent and sale price by market area. The average rents for the North of District, Bakersfield, East of District, Desert Areas, and Western AZ markets all rely on five or fewer properties in the calculation of these values. For average sale price, East of District, Desert Areas has fewer than five properties with data, while the Western AZ has no data. Focusing on the Non-District Average values in Exhibit 13 avoids this issue.

EXHIBIT ES-6. MONTHLY RENT AND SALE PRICES ACROSS MARKETS FOR WAREHOUSES WITH BUILDING AREA OF AT LEAST 100,000 SQUARE FEET - YEAR 2019

MARKET	AVERAGE RENTAL PRICE PER SQUARE FOOT	AVERAGE SALE PRICE PER SQUARE FOOT
South Coast AQMD Total	\$0.88	\$1,087
Orange County	\$0.92	\$503
Inland Empire	\$0.70	\$1,164
Los Angeles	\$0.93	\$1,173
Non-District Average	\$0.58	\$344
North of District, Coastal	\$0.78	\$100
North of District, Bakersfield^	\$0.34	\$105
East of District, Desert Areas*^	\$0.81	\$27
South of District, San Diego	\$0.92	\$225
Las Vegas	\$0.63	\$574
Phoenix	\$0.50	\$307
Western AZ*^	\$0.32	No Data
Grand Average	\$0.71	\$815

*Denotes fewer than five properties with available sales data.

^Denotes fewer than five properties with available rent data.

MARKET TRENDS

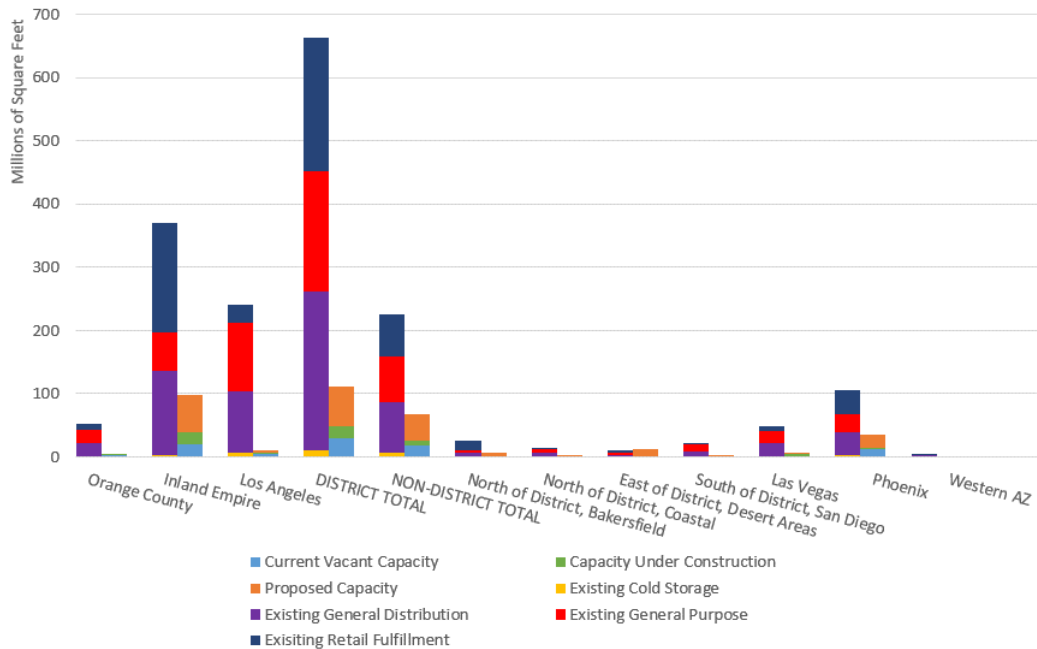
Using current property data as well as forecast data included with CoStar Analytics,TM we developed both medium- and long-term estimates of available capacity for warehousing operations. The long-term forecast estimates capacity additions and additional remaining development potential through 2028. The medium-term forecast considers capacity availability either available now or likely available within the next five years (assuming a five-year window for project approvals and construction). These estimates allow us to compare the projected capacity available in the non-South Coast AQMD areas to existing and projected inventory inside the South Coast AQMD jurisdiction.

To generate a **medium-term** capacity forecast, we examine current vacant capacity and new capacity proposed or currently under construction. Exhibit ES-7, which presents medium term available capacity alongside existing warehouse real estate capacity, shows most of the medium-term capacity available in the South Coast AQMD jurisdiction is in the Inland Empire, while most of the non-South Coast AQMD medium-term capacity is in the Phoenix; East of District, Desert Areas; Las Vegas; and North of District, Bakersfield markets.

Overall, Exhibit ES-7 shows current vacancies, new property under construction, and proposed construction are fairly limited relative to the current warehouse stock. The non-South Coast AQMD total of approximately 67 million square feet is only 10.1 percent of the size of the current capacity in the

SCAQMD jurisdiction: 662 million square feet. This indicates that in the medium term, the outlying real estate markets have the potential to absorb only a small piece of current South Coast AQMD warehousing operations.

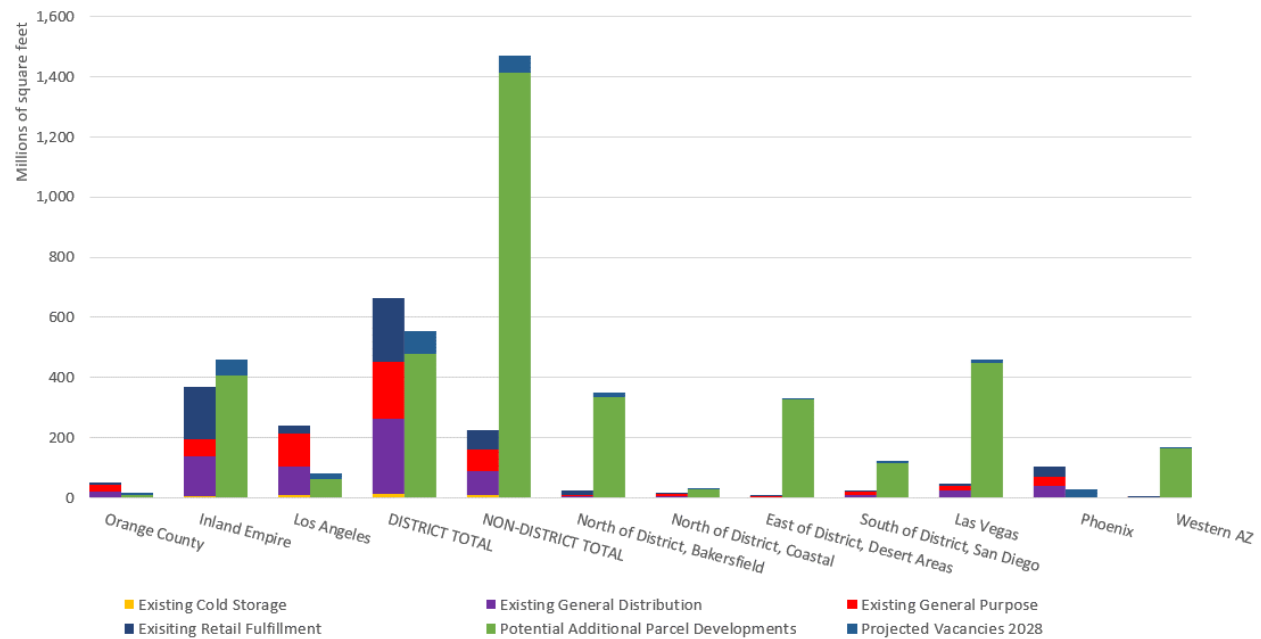
EXHIBIT ES-7. COMPARISON OF MEDIUM-TERM AVAILABILITY FORECAST WITH CURRENT 2019 INVENTORY



To assess capacity in the **long term**, we assess what we characterize as slack capacity. This metric reflects projected vacancies plus the square footage of warehouse space that could be developed on parcels zoned for industrial development and are within two miles of a major road. Exhibit ES-8 shows projected slack capacity and existing warehouse capacity for each market area. As shown in the exhibit, non-South Coast AQMD slack capacity is over twice as large as current South Coast AQMD capacity. The Las Vegas and Western AZ markets combined have enough slack capacity to theoretically absorb approximately all current warehousing operations in the South Coast AQMD jurisdiction, while the much closer East of District, Desert Areas and North of District, Bakersfield markets each have slack capacity larger than one-half of current warehousing capacity in the South Coast AQMD jurisdiction.

Overall, the comparisons in Exhibits ES-7 and ES-8 show projected developments alone would be insufficient to absorb a large portion of the warehouse space in the South Coast AQMD jurisdiction and any mass relocation would require significant warehouse development on currently vacant parcels.

EXHIBIT ES-8. COMPARISON OF ESTIMATED SLACK CAPACITY IN 2028 WITH CURRENT INVENTORY



ES.3 FACTORS AFFECTING WAREHOUSE LOCATION DECISIONS

To inform development of our analysis of potential warehouse relocation decisions, we obtained input from stakeholders on the factors affecting such decisions. We collected this information through a series of interviews with warehouse operators, beneficial cargo owners, manufacturers, and retailers. Key findings from this process were as follows:

- Regional Advantages:** Multiple interviewees pointed to the transportation network within the South Coast AQMD jurisdiction as a major factor influencing their decisions to locate in the region. The many modes of transport within the region make it ideal for warehousing and goods movement. These include two major ports, two major railways, and extremely interconnected highways flowing through and out of California:
 - Ports: Port of Los Angeles, Port of Long Beach
 - Railways: Burlington Northern Santa Fe (BNF) Railway, Union Pacific Railway
 - Interstate Highways: I-5, I-10, I-15, and I-40.

Interviewees also indicated labor is readily available in the area. Interviewees view this availability of labor as important for ensuring the smoothness of their operations. Finally, the proximity of customers receiving the goods (e.g., BCOs) and proximity of end consumers are clear regional advantages.

- Regional Disadvantages:** Despite the advantages above, industry stakeholders also identified several disadvantages associated with locating in the South Coast AQMD jurisdiction. They mentioned the burden state and local regulations put on smaller companies. Because margins in

the logistics sector are relatively small, absorbing additional regulatory costs arising along the supply chain is a challenge. Interviewees also indicated regulatory costs, combined with the costs of real estate and labor, make it difficult for them to remain in the region. One interviewee spoke of a customer moving their warehousing across the country because electricity is 1/6th of the cost as in Southern California.

- **Locational Choices:** We specifically asked interviewees about the factors that affect their location decisions. Their responses indicated the decision to move warehousing operations outside of the South Coast AQMD jurisdiction would be determined by the overall cost rather than by one factor alone. The main components affecting cost that interviewees mentioned were:
 - **Transportation costs:** If warehousing operations were moved outside the South Coast AQMD jurisdiction (farther from their customers), the transportation costs incurred by the industry would increase. Such costs include the cost of fuel, driver time, and wear and tear on vehicles.
 - **Labor (cost & availability):** Labor costs are high in Southern California, but labor is readily available here. Labor is scarcer outside the heavily populated South Coast AQMD jurisdiction, although the degree of scarcity outside the region varies by market. Stakeholders made specific mention of a shortage of truck drivers as baby boomers retire and are not replaced by younger drivers.
 - **Real estate costs:** Real estate costs are very high in this region and were a common concern across the stakeholders interviewed. Moving outside the region would reduce real estate costs but would increase transportation costs and finding labor may be more challenging.
 - **Regulations:** As noted above, many interviewees indicated the regulatory burden associated with locating in the South Coast AQMD jurisdiction is high.

ES.4 OVERVIEW OF APPROACH FOR MODELING RELOCATION DECISIONS

To estimate the number of warehouses likely to relocate outside the South Coast AQMD jurisdiction as a result of the ISR, we compare the costs of relocation for a given warehouse with the costs of complying with the ISR and remaining in the South Coast AQMD jurisdiction. We assume a warehouse will relocate to an outlying market area if two conditions are met:

1. **Cost condition:** The annualized costs associated with relocating to at least one outlying market area are less than the annualized costs of ISR compliance, and
2. **Capacity condition:** In at least one of the market areas in which a warehouse would realize a cost savings relative to ISR compliance, sufficient capacity exists (measured in square footage of available warehouse space) to absorb the warehouse operation in question.

To determine whether the cost condition is met for a given warehouse, we consider ISR compliance costs for varying levels of stringency (as provided by South Coast AQMD staff) and the full costs associated with relocation to an outlying market area. Relocation costs include the following:

- changes in transportation costs;
- changes in rental costs for warehouse space;
- changes in labor costs;

- changes in electricity costs;
- moving costs; and
- development fees (applicable only for construction of new warehouse space in outlying markets).

We conduct the analysis based on ISR compliance costs and relocation costs annualized over 20 years, using both a four percent discount rate and one percent discount rate. We assume all costs are ultimately borne by warehouse operators.

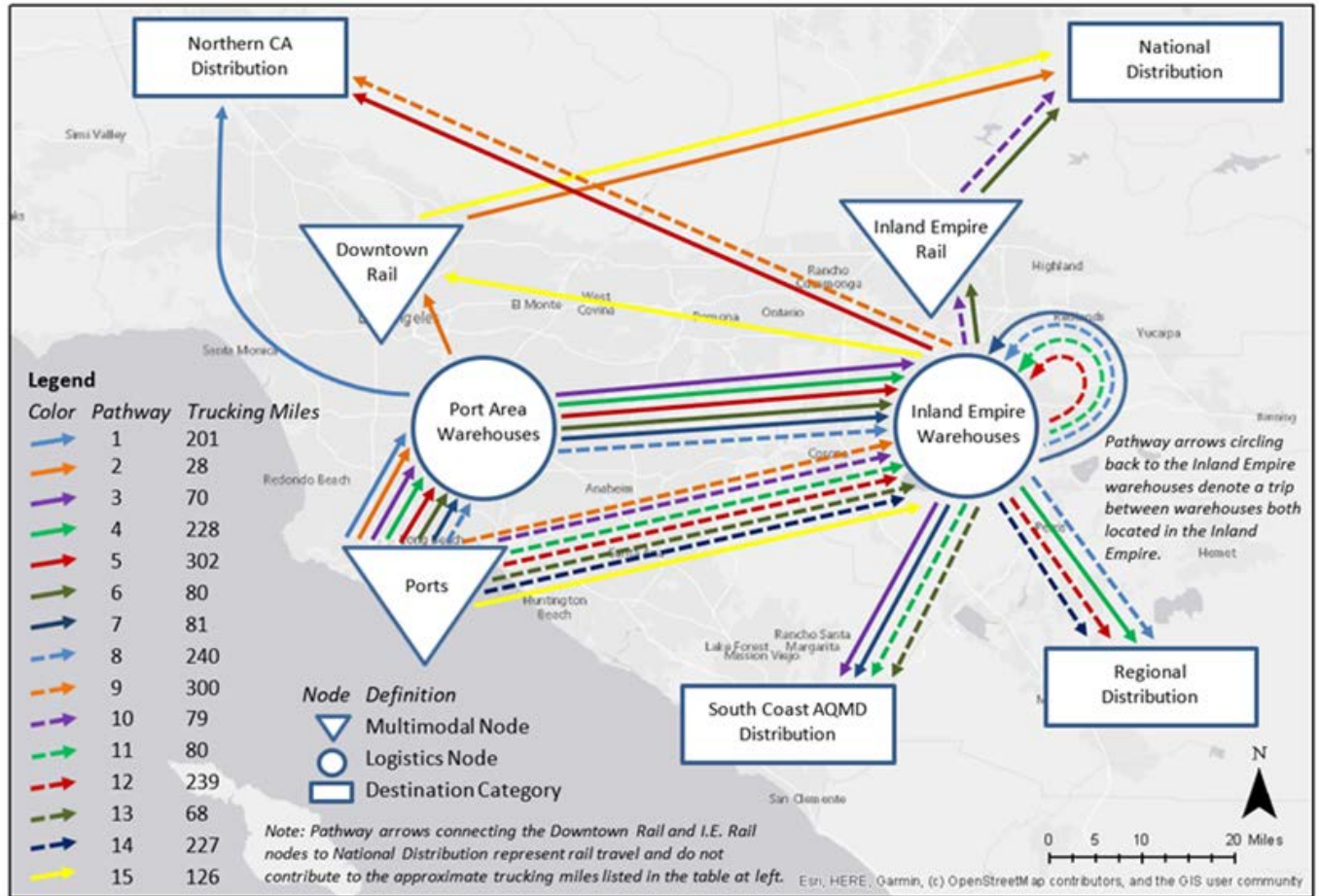
To determine whether the capacity condition described above is met, we rely on capacity data for each outlying market as obtained from CoStar and summarized in Exhibits ES-7 and ES-8 above. To ensure the analysis does not over commit capacity in the outlying markets (i.e., project relocations in an outlying market in excess of the capacity available prior to ISR implementation), our analysis simulates relocation decisions one warehouse at a time and updates the estimated capacity available in each outlying market based on these individual decisions. Thus the capacity available to the 100th warehouse examined reflects the relocation decisions of the first 99 warehouses.

Recognizing the complexity of the logistics industry and the uncertainty inherent in several key aspects of our analysis, we designed the analysis to generate low-end and high-end estimates of warehouse relocations. Specifically, our low-end and high-end estimates capture two sources of uncertainty. The first uncertainty relates to the routing of goods through the South Coast AQMD jurisdiction. Exhibit ES-9 shows the routes, or pathways, for the goods flow through the South Coast AQMD jurisdiction (excluding pathways that do not use warehouses). Although information is available on the aggregate distribution of goods across different routings through the South Coast AQMD jurisdiction, information on which warehouses serve which routes is not available. To account for this uncertainty, we conduct the analysis under two sets of routing assumptions (hereafter referred to as pathway scenarios):

1. ***Composite pathway scenario:*** Under this scenario, each individual warehouse is assumed to be representative of the warehousing sector in the South Coast AQMD jurisdiction as a whole, in terms of the goods routes (pathways) served. For example, if a given pathway accounts for five percent of the goods flow volume passing through the South Coast AQMD jurisdiction, five percent of the truck traffic through each individual warehouse is assumed to be on this pathway. Under this scenario, the change in transport distance associated with relocation to a given outlying market area is the same for all warehouses.
2. ***Specialized pathway sensitivity scenario:*** This scenario allows for the possibility that individual warehouses may specialize in pathways or serve a more limited number of pathways. Because we lack information on the specific pathway(s) a given warehouse is likely to serve, this scenario involves a series of iterative “what if” analyses. For nearly each iteration of the analysis, we assume all warehouses are on the same pathway. After running the analysis for each individual pathway, we calculate the weighted average of the resulting warehouse relocation estimates, using the goods volumes associated with each pathway as weights.⁷

⁷ The exception to this approach is the Northern California pathways. For warehouses on these pathways, we assume that 40 percent of their goods are sent to Northern California, 30 percent remain in the South Coast AQMD jurisdiction, and the remaining 30 percent are distributed nationally. For additional detail, see Attachment 4 - Indirect Source Rule Relocation Model—Methodology.

EXHIBIT ES-9. FLOW OF GOODS THROUGH SOUTH COAST AQMD JURISDICTION



PATHWAY	SOUTH COAST AQMD LOGISTICS NODE 1	SOUTH COAST AQMD LOGISTICS NODE 2	SOUTH COAST AQMD LOGISTICS NODE 3	DESTINATION
1	Port Area	-	-	Truck to Northern California Distribution
2	Port Area	-	-	Downtown Rail to National Distribution
3	Port Area	Inland Empire	-	Truck to South Coast AQMD Regional Distribution
4	Port Area	Inland Empire	-	Truck to Non-District Regional Distribution
5	Port Area	Inland Empire	-	Truck to Northern California Distribution
6	Port Area	Inland Empire	-	Inland Empire Rail to National Distribution
7	Port Area	Inland Empire	Inland Empire	Truck to South Coast AQMD Regional Distribution
8	Port Area	Inland Empire	Inland Empire	Truck to Non-District Regional Distribution
9	Inland Empire	-	-	Truck to Northern California Distribution
10	Inland Empire	-	-	Inland Empire Rail to National Distribution
11	Inland Empire	Inland Empire	-	Truck to South Coast AQMD Regional Consumption
12	Inland Empire	Inland Empire	-	Truck to Non-District Regional Consumption
13	Inland Empire	-	-	Truck to South Coast AQMD Regional Consumption
14	Inland Empire	-	-	Truck to Non-District Regional Consumption
15	Inland Empire	-	-	Downtown Rail to National Distribution

Source: Derived from Robert C. Leachman, "Strategic Initiatives for Inland Movement of Containerized Imports at San Pedro Bay, University of California at Berkeley Institute of Transportation Studies, 2017.

The second source of uncertainty reflected in our low-end and high-end estimates is the capacity of outlying market areas to absorb warehouse space from the South Coast AQMD jurisdiction. Although information is available on the vacant capacity in each outlying market and new warehouse developments that have been approved, additional warehouses *could* be developed on undeveloped parcels of land zoned for industrial development. The degree to which such development will occur is uncertain. To account for this uncertainty, we conduct the relocation analysis under two capacity scenarios.

1. **Medium-term capacity scenario:** Under this scenario, capacity available for relocation is limited to capacity projected to be available in the medium term. This includes current vacant capacity and new capacity proposed or currently under construction in the outlying market areas. This scenario assumes no new construction of warehouse space beyond what is already planned in the outlying market areas. It provides a reasonable representation of capacity until such time that new capacity developments can obtain approval and complete construction. This scenario specifies the lower-bound estimate of warehouse capacity in outlying markets. Exhibit ES-7 above shows the capacity values used under this scenario for each outlying market area.
2. **Slack capacity scenario:** This scenario reflects a more expansive view of the capacity that would be available for relocation. Such capacity includes projected warehouse vacancies as well as the warehouse space that could fit on all land that is (1) zoned for industrial development in the outlying market areas and (2) is within 2 miles of a major road. This measure of capacity represents an upper-bound estimate of warehouse capacity in outlying markets. The slack capacity values assumed for each outlying market area are illustrated in Exhibit ES-8 above.

Based on the methods summarized above and for each pathway and capacity scenario, we project the square footage of warehouse space likely to relocate from the South Coast AQMD jurisdiction. We convert this estimate to an estimated number of warehouses based on the average square footage per warehouse.

ES.5 ESTIMATES OF POTENTIAL WAREHOUSE RELOCATIONS

Following the approach outlined above, we estimated the number of warehouse relocations associated with a potential ISR under six compliance cost scenarios specified by South Coast AQMD staff, summarized in Exhibit ES-10.

EXHIBIT ES-10. ISR COMPLIANCE COST SCENARIOS ANALYZED

SCENARIO	COST PER SQUARE FOOT (YEAR 2019\$)
Scenario 1	\$0
Scenario 2	\$0.50
Scenario 3	\$1.00
Scenario 4	\$1.50
Scenario 5	\$1.75
Scenario 6	\$2.00

Exhibits ES-11A through ES-11F summarize the estimated number of warehouse relocations for each of the ISR scenarios listed in Exhibit ES-10. For each ISR compliance cost scenario, the exhibits show the estimated number of relocations for each combination of pathway scenario and capacity scenario at a

discount rate of one percent.⁸ The exhibits show the total number of relocations to all outlying markets, as well as the distribution of relocations across outlying markets. For example, Exhibit ES-11E shows 16 relocations when the ISR compliance cost is \$1.75 per square foot under the specialized-pathway, slack-capacity scenario. Of the 16 relocations, six are to the North of District/Bakersfield market area.

The results in Exhibit 3ES-11 show we project up to 10 warehouse relocations when compliance costs are \$0 per square foot, suggesting up to 10 warehouses in the South Coast AQMD jurisdiction may relocate in the absence of the ISR.

This result, in part, reflects the assumptions of the specialized pathway sensitivity scenario. For some iterations of this analysis we assume several warehouses are exclusively on pathways on which relocation is advantageous, even though they may not be on these pathways at all, or may simultaneously be on other pathways on which relocation is less advantageous. For this reason, we consider the specialized pathway sensitivity scenario results to be very conservative estimates of warehouse relocation.

In practice, the warehouses projected to relocate with \$0/square foot in ISR compliance costs may be on multiple pathways that, when examined together, would not suggest warehouse relocation. This is borne out under the composite distance pathway scenario (i.e, when warehouses are assumed to serve all pathways in proportion to the goods flow on each pathway), as no warehouses are projected to relocate under this scenario when ISR compliance costs are \$0 per square foot.

⁸ We also conducted the analysis based on a discount rate of four percent, and the results, which are available upon request, are identical to those presented here.

EXHIBIT ES-11A. ESTIMATED WAREHOUSE RELOCATIONS - \$0/SQUARE FOOT ISR COSTS*

PATHWAY SCENARIO	CAPACITY SCENARIO	DISCOUNT RATE	RELOCATIONS (NO. OF WAREHOUSES)							
			TOTAL - ALL MARKETS	BAKERSFIELD	COASTAL AREAS	DESERT AREAS	LAS VEGAS	PHOENIX	SAN DIEGO	WESTERN AZ
Specialized Pathway Sensitivity	Medium Term	1%	0	0	0	0	0	0	0	0
	Slack Capacity	1%	10	0	0	10	0	0	0	0
Composite Distance	Medium Term	1%	0	0	0	0	0	0	0	0
	Slack Capacity	1%	0	0	0	0	0	0	0	0

EXHIBIT 3 ES-11B. ESTIMATED WAREHOUSE RELOCATIONS - \$0.50/SQUARE FOOT ISR COSTS*

PATHWAY SCENARIO	CAPACITY SCENARIO	DISCOUNT RATE	RELOCATIONS (NO. OF WAREHOUSES)							
			TOTAL - ALL MARKETS	BAKERSFIELD	COASTAL AREAS	DESERT AREAS	LAS VEGAS	PHOENIX	SAN DIEGO	WESTERN AZ
Specialized Pathway Sensitivity	Medium Term	1%	0	0	0	0	0	0	0	0
	Slack Capacity	1%	10	0	0	10	0	0	0	0
Composite Distance	Medium Term	1%	0	0	0	0	0	0	0	0
	Slack Capacity	1%	0	0	0	0	0	0	0	0

EXHIBIT ES-11C. ESTIMATED WAREHOUSE RELOCATIONS - \$1.00/SQUARE FOOT ISR COSTS*

PATHWAY SCENARIO	CAPACITY SCENARIO	DISCOUNT RATE	RELOCATIONS (NO. OF WAREHOUSES)							
			TOTAL - ALL MARKETS	BAKERSFIELD	COASTAL AREAS	DESERT AREAS	LAS VEGAS	PHOENIX	SAN DIEGO	WESTERN AZ
Specialized Pathway Sensitivity	Medium Term	1%	0	0	0	0	0	0	0	0
	Slack Capacity	1%	10	0	0	10	0	0	0	0
Composite Distance	Medium Term	1%	0	0	0	0	0	0	0	0
	Slack Capacity	1%	0	0	0	0	0	0	0	0

*Values for individual market areas may not sum to total due to rounding.

EXHIBIT ES-11D. ESTIMATED WAREHOUSE RELOCATIONS - \$1.50/SQUARE FOOT ISR COSTS*

PATHWAY SCENARIO	CAPACITY SCENARIO	DISCOUNT RATE	RELOCATIONS (NO. OF WAREHOUSES)							
			TOTAL - ALL MARKETS	BAKERSFIELD	COASTAL AREAS	DESERT AREAS	LAS VEGAS	PHOENIX	SAN DIEGO	WESTERN AZ
Specialized Pathway Sensitivity	Medium Term	1%	0	0	0	0	0	0	0	0
	Slack Capacity	1%	10	0	0	10	0	0	0	0
Composite Distance	Medium Term	1%	0	0	0	0	0	0	0	0
	Slack Capacity	1%	0	0	0	0	0	0	0	0

EXHIBIT ES-11E. ESTIMATED WAREHOUSE RELOCATIONS - \$1.75/SQUARE FOOT ISR COSTS*

PATHWAY SCENARIO	CAPACITY SCENARIO	DISCOUNT RATE	RELOCATIONS (NO. OF WAREHOUSES)							
			TOTAL - ALL MARKETS	BAKERSFIELD	COASTAL AREAS	DESERT AREAS	LAS VEGAS	PHOENIX	SAN DIEGO	WESTERN AZ
Specialized Pathway Sensitivity	Medium Term	1%	1	0	0	0	0	0	0	0
	Slack Capacity	1%	16	6	0	10	0	0	0	0
Composite Distance	Medium Term	1%	0	0	0	0	0	0	0	0
	Slack Capacity	1%	0	0	0	0	0	0	0	0

EXHIBIT ES-11F. ESTIMATED WAREHOUSE RELOCATIONS - \$2.00/SQUARE FOOT ISR COSTS*

PATHWAY SCENARIO	CAPACITY SCENARIO	DISCOUNT RATE	RELOCATIONS (NO. OF WAREHOUSES)							
			TOTAL - ALL MARKETS	BAKERSFIELD	COASTAL AREAS	DESERT AREAS	LAS VEGAS	PHOENIX	SAN DIEGO	WESTERN AZ
Specialized Pathway Sensitivity	Medium Term	1%	1	0	0	0	0	0	0	0
	Slack Capacity	1%	16	6	0	10	0	0	0	0
Composite Distance	Medium Term	1%	0	0	0	0	0	0	0	0
	Slack Capacity	1%	0	0	0	0	0	0	0	0

*Values for individual market areas may not sum to total due to rounding.

While the 10 warehouse relocations projected under the \$0 ISR compliance cost scenario may suggest several warehouses will find it advantageous to relocate in the absence of the ISR, we do not currently observe such relocations occurring. This reflects the fact that the results in Exhibits ES-11A through ES-11F likely overstate relocations under the \$0 per square foot ICR compliance cost scenario as well as scenarios with costs greater than \$0. This overestimation of relocations is likely due to several factors we are not able to capture quantitatively in our analysis, including, but are not necessarily limited to, the following:

- ***Labor availability:*** In many of the outlying markets, the labor force is significantly smaller than in the South Coast AQMD jurisdiction. With a smaller labor pool to draw from, warehouse operators may be reluctant to commit to relocation. Thus, it might be more costly to find a capable workforce in the outlying markets.
- ***Proximity to customers:*** While our analysis captures the transportation cost impact of relocating, the value of proximity to customers may go beyond the change in transportation costs. For example, proximity is important for meeting customer expectations/demands with respect to delivery time.
- ***Risk of warehouse development in outlying markets:*** Most of the warehouse relocations projected by our analysis are under the slack capacity scenario, under which land zoned for industrial use may be developed into warehouse space. Although land is available in most outlying markets to develop warehouse space, warehouse developers may find such investments too risky to pursue.

Other than potential demand from warehouse operators relocating from the South Coast AQMD jurisdiction, warehouse owners would have limited clientele to support significant growth in the warehouse sector in these outlying markets. If market conditions were to change in the South Coast AQMD jurisdiction after development of the ISR, warehouse operators may move back after their lease ends, leaving owners of newly constructed warehouses in the outlying markets with no source of revenue. Due to this risk, investors may be reluctant to build new warehouse space in these markets.

- ***Barriers to warehouse development in outlying markets:*** Large-scale warehouse developments in the outlying market areas may encounter resistance in obtaining project approval. Local planning boards and the residents who they represent may seek to limit the number of warehouse developments due to concerns about increased truck traffic, the aesthetic impacts of multiple warehouse developments, or other concerns.

Because relocations are projected under the \$0 ISR compliance cost scenario, possibly due to the factors outlined above, we estimate relocations for each ISR compliance cost scenario as the difference between relocations for that scenario and relocations projected when ISR compliance costs are zero. For example, with ISR compliance costs of \$1.75 per square foot under the specialized pathway sensitivity scenario and the slack capacity scenario, we estimate six warehouse relocations (16 relocations as presented in Exhibit ES-11E less 10 relocations as presented in Exhibit ES-11A). Applying this approach, Exhibit ES-12 presents the number of relocations incremental to those projected with an ISR compliance cost of \$0 per square foot.

EXHIBIT ES-12. WAREHOUSE RELOCATIONS, INCREMENTAL TO RELOCATIONS WITH ISR COSTS OF \$0 PER SQUARE FOOT

PATHWAY SCENARIO	CAPACITY SCENARIO	DISCOUNT RATE	RELOCATIONS (NO. OF WAREHOUSES)							
			ALL MARKETS	BAKERSFIELD	COASTAL AREAS	DESERT AREAS	LAS VEGAS	PHOENIX	SAN DIEGO	WESTERN AZ
ISR Compliance Costs of \$0.50 per Square Foot										
Specialized Pathway Sensitivity	Medium Term	1%	0	0	0	0	0	0	0	0
	Slack Capacity	1%	0	0	0	0	0	0	0	0
Composite	Medium Term	1%	0	0	0	0	0	0	0	0
	Slack Capacity	1%	0	0	0	0	0	0	0	0
ISR Compliance Costs of \$1.00 per Square Foot										
Specialized Pathway Sensitivity	Medium Term	1%	0	0	0	0	0	0	0	0
	Slack Capacity	1%	0	0	0	0	0	0	0	0
Composite	Medium Term	1%	0	0	0	0	0	0	0	0
	Slack Capacity	1%	0	0	0	0	0	0	0	0
ISR Compliance Costs of \$1.50 per Square Foot										
Specialized Pathway Sensitivity	Medium Term	1%	0	0	0	0	0	0	0	0
	Slack Capacity	1%	0	0	0	0	0	0	0	0
Composite	Medium Term	1%	0	0	0	0	0	0	0	0
	Slack Capacity	1%	0	0	0	0	0	0	0	0
ISR Compliance Costs of \$1.75 per Square Foot										
Specialized Pathway Sensitivity	Medium Term	1%	0	0	0	0	0	0	0	0
	Slack Capacity	1%	6	6	0	0	0	0	0	0
Composite	Medium Term	1%	0	0	0	0	0	0	0	0
	Slack Capacity	1%	0	0	0	0	0	0	0	0
ISR Compliance Costs of \$2.00 per Square Foot										
Specialized Pathway Sensitivity	Medium Term	1%	0	0	0	0	0	0	0	0
	Slack Capacity	1%	6	6	0	0	0	0	0	0
Composite	Medium Term	1%	0	0	0	0	0	0	0	0
	Slack Capacity	1%	0	0	0	0	0	0	0	0

As shown in Exhibit ES-12, the incremental number of warehouse relocations varies from none when ISR costs are \$0.50 per square foot to as high as six when ISR costs are \$2.00 per square foot. Notably, no relocations are projected under the medium-term capacity scenario (when capacity in outlying markets is limited to current vacant capacity and new capacity proposed or currently under construction), incremental to the \$0 per square foot ISR compliance cost scenario. This reflects the more limited capacity available under this scenario.

As context for the results presented in Exhibit ES-12, we estimate that 2,687 warehouses are likely to be affected by the ISR.⁹ Thus, the projection of up to six warehouses relocating represents 0.2 percent of the universe of affected warehouses.

Our analysis also projects no warehouse relocations under the composite pathway scenario (i.e., when each warehouse is assumed to serve all 15 goods flow pathways). This finding is true both incremental to the \$0 ISR compliance cost scenario (results in Exhibit ES-12) and for each scenario individually, prior to netting out the relocations projected when ISR compliance costs are \$0 per square foot (results in Exhibits ES-11A to ES-11F).

The lack of relocations under the composite pathway scenario reflects the significant increase in transport distance for some pathways. Because the composite scenario models relocation based on the weighted average change in distance across all pathways, a significant increase in distance for a small number of pathways that account for a large portion of the goods flow drives up the weighted average change in transport distance such that the increased transportation costs associated with relocation outweigh any cost savings. For example, while relocation to the Bakersfield market area may reduce transport distance slightly for some pathways, transport distance increases by more than 130 miles one-way for pathway 2 and more than 245 miles for pathway 13; together these pathways account for approximately 39 percent of the goods flow volume.

Exhibit ES-12 shows most warehouse relocations, incremental to the \$0 per square foot ISR compliance cost scenario, are concentrated in the Bakersfield area under the specialized pathway sensitivity scenario and the slack capacity scenario. This result is driven by the lower rental costs in the Bakersfield area (\$4.03 per square foot per year) relative to the South Coast AQMD jurisdiction (\$10.61 per square foot per year).¹⁰ While transportation costs will increase if warehouses relocate to the Bakersfield area, the increase is small enough for one pathway that the rental cost savings are sufficient to yield a cost savings for this pathway.

This concentration of relocations in the Bakersfield area differs slightly from the results shown in Exhibits ES-11A through ES-11F, which are *not* incremental to the \$0 per square foot ISR compliance cost scenario. Although those results show a significant concentration of relocations in the Bakersfield area, they show a greater number of warehouses relocating to the Desert Areas. Because the relocations to

⁹ This figure reflects the sum of non-manufacturing warehouses and warehouses at manufacturing facilities as presented in Attachment 2 of this report.

¹⁰ Rent values obtained from CoStar, as summarized in Attachment 2 of this report. Additional information on the costs considered in the analysis is available in Attachment 4 of this report.

the Desert Areas are projected when ISR compliance costs are \$0 per square foot, they are netted out of the relocations reflected in Exhibit ES-12.

ES.6 LIMITATIONS AND UNCERTAINTIES

The results presented above provide a reasonable representation of the warehouse relocations that may occur in response to the ISR and reflect the best information available on the factors that are likely to affect relocation decisions. Nevertheless, we acknowledge the analysis is subject to several uncertainties, the most significant of which we are aware are summarized in Exhibit ES-13.

EXHIBIT ES-13. KEY UNCERTAINTIES AND IMPLICATIONS FOR RESULTS

DESCRIPTION OF UNCERTAINTY	IMPLICATIONS FOR RESULTS
Pathway uncertainty: This analysis relies on the concept of goods flow pathways to estimate the change in transportation distance associated with warehouse relocation. However, we do not know the pathways that individual warehouses serve. Absent such information, the pathway scenarios described above (i.e., composite pathway scenario and specialized pathway sensitivity scenario) provide a means of bounding the estimated number of relocations to account for this uncertainty.	Estimating the number of warehouse relocations under two pathway scenarios leads to a wide range of results. Whether the likely number of relocations is closer to the low end or high end of the range depends on the degree to which warehouse operations are more consistent with the composite scenario (warehouses serve all goods flow pathways) or the specialized pathway sensitivity scenario (warehouses specialize in individual pathways).
Unquantifiable factors: Our assessment of relocation decisions accounts for all factors that we are able to quantify with readily available data, specifically data related to the costs associated with remaining in the South Coast AQMD jurisdiction or relocating to an outlying market area. A number of factors that we are unable to quantify, however, may influence relocation decisions. These include (1) the degree to which labor availability in outlying markets affects the decisions of warehouse operators, (2) advantages of being in close proximity to customers, (3) financial risks associated with developing warehouse space in outlying markets, and (4) barriers to developing warehouse space in outlying market areas.	Many of these unquantifiable factors represent reasons why warehouse operators may want to remain in the South Coast AQMD. This suggests that our analysis may overestimate the number of warehouses that decide to relocate outside the area.
Assumption of no change in goods flow traffic: An implicit assumption of our analysis is that the volume of goods flowing through the South Coast AQMD jurisdiction would remain unchanged as a result of the rule. In practice it is possible the ISR could lead to a reduction in the volume of goods flowing through the region (e.g., through a reduction in import traffic at the Port of Long Beach). This reduction in volume could lead to warehouse relocation (e.g., to the port areas where goods are sent instead of the Port of Long Beach). Our analysis does not capture this effect.	To the degree goods are diverted away from the South Coast AQMD jurisdiction due to the ISR, we may underestimate the number of warehouse relocations.

DESCRIPTION OF UNCERTAINTY	IMPLICATIONS FOR RESULTS
<p>Rents held constant: For the purposes of simulating the relocation decision-making process of warehouse operators, we held warehouse rents in the South Coast AQMD jurisdiction and in outlying markets constant at current levels. To the extent rent differences between the South Coast AQMD jurisdiction and outlying markets change over time, we may not accurately capture the relocation decisions of warehouse operators.</p>	<p>Absent knowledge of the degree to which relative rents are likely to change over time, we find it highly speculative to take a stance on whether the assumption of constant rents leads to underestimation or overestimation of relocations. However, the relocation of warehouses outside the SCAQMD jurisdiction could put upward pressure on rents in outlying markets and downward pressure on rents in the South Coast AQMD jurisdiction. Combined, these effects would narrow the difference between rent in the South Coast AQMD jurisdiction and less costly outlying markets, potentially limiting the number of warehouse relocations.</p>

ATTACHMENT 1

TECHNICAL MEMORANDUM ON WAREHOUSING AND LOGISTICS INDUSTRY IN THE SOUTH COAST AIR QUALITY MANAGEMENT DISTRICT JURISDICTION



MEMORANDUM | 30 November 2020

TO Ian MacMillan, Paul Stroik, Shah Dabirian, and Victor Juan, South Coast Air Quality Management District (SCAQMD)

CC Jason Price, Industrial Economics (IEc)

FROM Jasna Tomic and Kelly Leathers, CALSTART

SUBJECT Technical Memorandum on Warehousing and Logistics Industry in the South Coast Air Quality Management District Jurisdiction

INTRODUCTION This memorandum is in support of the South Coast Air Quality Management District (South Coast AQMD) staff's development of a potential indirect source rule (ISR) to reduce mobile source emissions related to the operation of logistics and warehousing facilities in the South Coast AQMD's four-county region (Los Angeles, Orange, Riverside, and San Bernardino counties, as shown in Exhibit 1).¹

Diesel truck traffic, largely related to the transport of goods passing through the Ports of Los Angeles and Long Beach and regional warehouses and distribution centers, makes up a large share of local NO_x emissions. A warehouse ISR, if adopted, may help with reducing emissions from trucks servicing warehousing facilities located within its jurisdiction.

Compliance costs to the warehousing sector could vary depending on the design of an eventual rule. If these costs are significant, the implementation of an ISR could potentially precipitate the relocation of warehousing operations outside the region—with the associated truck fleets continuing to travel to and from facilities in the South Coast AQMD jurisdiction. In the worst-case scenario, the associated air quality benefits from such a rule might be greatly diminished. Accordingly, South Coast AQMD is interested in identifying and understanding the factors affecting whether logistics and warehousing operations are likely to relocate as a result of the potential rule.

The purpose of this document is to develop a better understanding of the logistics and warehousing sector in the South Coast AQMD jurisdiction. The first part of this document reviews the categories of warehouse and distribution center facilities found in the logistics industry and provides brief descriptions of the operations characterizing each category. The second part focuses on understanding the factors affecting the location decisions of these facilities and the trends affecting the logistics industry in this region. This information is based on interviews with several industry stakeholders identified by CALSTART and/or South Coast AQMD.

¹ The South Coast AQMD jurisdiction is comprised of all of Orange County and parts of Los Angeles, Riverside and San Bernardino Counties. The region is mapped and described in full in Exhibit 1 and the "Geographic Scope" section below.

EXHIBIT 1: SOUTH COAST AQMD JURISDICTION



This assessment of the South Coast region’s logistics and warehousing industry builds on the 2018 warehousing report released by the Southern California Association of Governments (SCAG). Similar to the SCAG report, the assessment in this document identifies and describes the various segments of the logistics and warehousing industry. This document’s additional focus on the location decisions of logistics and warehousing facilities will help South Coast AQMD better understand the likelihood of logistics and warehousing operations relocating to neighboring regions as a result of an ISR.

This assessment builds upon the High-Cube Warehouse Vehicle Trip Generation Analysis prepared for South Coast AQMD and the National Association of Industrial and Office Properties, which describes characteristics of “high-cube warehouses” (HCW) and the trips generated at each facility type. The HCW study provides insights on the traffic associated with each type of HCW.

CATEGORIES OF WAREHOUSE AND LOGISTICS FACILITIES

We define warehouse categories primarily based on the SCAG 2018 report, supplemented with additional references and confirmed by information collected during interviews with industry stakeholders. The following are the main categories of facilities:

- 1) General Purpose Warehouse
 - a. Port-Related
 - b. Non-Port-Related
- 2) Transload Facility
- 3) Cross-dock Transload Facility
- 4) Truck Terminal for Less-Than-Truckload Trucks
- 5) General Purpose Distribution Center
- 6) Manufacturing & Distribution Facility
- 7) Retail Fulfillment Center
- 8) Cold Storage

All of these categories are listed in the SCAG 2018 report. Each warehousing facility is characterized by the operations that occur within that facility and size and layout of the facility, as summarized in Exhibit 2.

General Purpose Warehouse (GPW) is the most common type of facility used to store goods. The majority of general purpose warehouses are operated by logistics service providers or third-party logistics providers (LSP or 3PL), which offer a wide array of services. While the primary function of a GPW is to store goods that usually have not been sold yet, value-added services like barcode application and scanning, ticketing and labeling, and carton packing are also provided at these facilities. Goods can stay at a GPW anywhere from several weeks to several months.

Port-related General Purpose Warehouses are in commercial and industrial clusters. Port-related import products include international manufactured or processed goods, such as textiles and apparel, footwear, electronics, and home and office supplies.

Non-Port-Related General Purpose Warehouses tend to be dispersed throughout the region. They store domestic products, which may include domestically manufactured, harvested, or processed goods, such as chemicals, minerals, pharmaceuticals, agricultural products, and other food products.

Transload Facilities are special purpose port-related facilities that mainly deal with imported products. Transloading refers to the transfer of contents from marine containers (40 ft) into domestic rail or truck containers or trailers (53 ft) near a US gateway port for onward movement to an inland destination. Cargo is transferred based on the destination, specified by the beneficial cargo owner (BCO). Transloading reduces the per-unit cost of inland transportation for importers. The turnaround time for these facilities is usually up to one week.

Crossdock Transload Facilities are a special type of transload facility that handles cargo for export, import, or domestic cargo. While structurally similar to transload facilities, they differ from transload facilities in that they are pure distribution facilities, with no storage. In addition, time from receipt to shipment at crossdock facilities is less than 24 hours, and goods generally leave these facilities in full truckloads.

Truck Terminals for Less-Than-Truckload (LTL) Trucks are facilities used to transfer mainly domestic and imported cargo in small order quantities. They are operated by a motor carrier to transfer the less-than-truckload shipments from one truck to another. Sorting and segregation of inbound cargo takes place to make one outbound LTL truck and typically cargo is not stored for long at these facilities (up to 1 week). The outbound LTL trucks contain orders meant for multiple customers within a limited geographical area, while full truckloads are filled with cargo designated for one customer.

General Purpose Distribution Centers (DCs) are warehouses operated by BCOs, or outsourced to LSPs, to manage storage and distribution of inventory for their customers. Distribution centers store product for retailers and wholesalers to be redistributed to another location or directly to the consumer. DCs are positioned strategically to maximize the range of customers they can serve and keep delivery costs low. Turnaround time varies depending on cargo type and demand but is generally shorter than in a GPW, on

the order of weeks. The flow of product is very large, and each order may contain hundreds or thousands of items.

Retail Fulfillment Centers are special-purpose DCs that have become much more common in the supply chains of large retailers. Typically, DCs replenish store stock and ship to retailer stores, while retail fulfillment centers process individual consumer orders placed through catalogs and the internet, replenish store inventory from the stock on hand, and serve local retail customers.

Manufacturing and Distribution Facilities are more complex facilities consisting of onsite manufacturing, warehousing, and distribution. At least 50 percent of the area is dedicated to manufacturing. The smallest part of the facility is dedicated for office space, no more than 10 percent, and the remaining is taken up with warehouses and distribution facilities.² Separate warehouses are dedicated for incoming raw materials and for finished goods. The raw materials or products are stored in the warehouses from 2 weeks to 90 days.

Cold Storage Facilities are functionally identical to regular distribution centers, except with two important differences: all products must be either refrigerated or frozen, and the turnaround time is very short to ensure freshness. Refrigerated facilities will produce a substantial amount of emissions compared to other facility types due to the refrigeration units. Truck refrigeration units (TRUs) also produce a substantial amount of emissions. This type of distribution center uses the same strategy as regular distribution centers, and overall reduce the number of LTL trucks driving from a vendor to a retail store.

Several additional subcategories are worth mentioning that are specialized cases of the categories above or a hybrid solution.

Parcel Hubs are a unique hybrid of a transload facility and a distribution center. Starting with either a mail carrier or the company's retail store, small packages are sent to a regional parcel hub and sorted by destination. The parcels are consolidated onto a pallet and shipped to another parcel hub near the package's destination. The pallets may pass through a dedicated transloading facility near an airport or shipped directly via a class 8 truck.

E-commerce Fulfillment Center are specialized DCs that support online orders. The facilities process a large number of individual consumer orders placed through the internet. Orders are generally small (1-3 items) and are filled and shipped within hours. Proximity and easy access to highways is important to accommodate the large number of delivery vehicles accessing the facility. E-commerce fulfillment facilities have different operations inside the facility ("each picking" vs "case picking"). Costco and Sam's Club have extremely efficient operations because they don't have to break down pallets and ship them out, instead they just ship the whole pallet and then break the pallet down in the store. E-commerce fulfillment centers are breaking down cargo into tiny individual pieces of product and shipping them out.

² Yap and Circ (2003).

EXHIBIT 2: WAREHOUSING FACILITIES^{3, 4, 5}

Warehouse Category	Description of Facility	Building Location
General Purpose Warehouse	The typical area is 25,000 to 50,000 sq. ft., with low-ceiling height, and varying width.	Not Specific
Transloading Facility	The typical area is 25,000 to 50,000 sq. ft., with low-ceilings, and a narrow rectangular shape with multiple doors on the long side. One side is meant for inbound containers and the opposite is meant for outbound containers.	Depends on Proximity to Ports
Crossdock Transload Facility	The typical area is 25,000 to 50,000 sq. ft., with low-ceilings, and a narrow rectangular shape with multiple doors on the long side. One side is meant for inbound containers and the opposite is meant for outbound containers.	Depends on Proximity to Ports
Parcel Hub	The typical area can be up to 500,000 sq. ft.	Depends on Proximity to Market
Truck Terminal for Less-Than-Truckload Trucks	The typical area is anywhere from 25,000 sq. ft. to 150,000 sq. ft., with low-ceilings. It's usually narrow and long with multiple doors to quickly and efficiently process cargo.	Not Specific
General Purpose Distribution Center	The building size can vary greatly depending on the distributor, ranging from 50,000 sq. ft. to 500,000 sq. ft. and are generally very tall.	Depends on Proximity to Market
Manufacturing & Distribution	The size can range from 200,000 sq. ft. to 1,000,000 sq. ft. or more depending if light or heavy manufacturing.	Not Specific
Retail Fulfillment Center	The area ranges from 500,000 sq. ft. to 1,000,000 sq. ft., with very high ceilings to accommodate the automated pick and pack technology.	Depends on Land Availability
E-commerce Fulfillment Center	Square footage varies.	Depends on Proximity to Market
Cold Storage Facility	The building size depend on demand and turn over time.	Depends on Proximity to Market

³ SCAG Report (2018)

⁴ UC Davis Sprawl Report (2017)

⁵ High-Cube Warehouse (2016)

PRIORITIES AND TRENDS AFFECTING THE REGIONAL LOGISTICS INDUSTRY To gather input from stakeholders on the factors affecting the location decisions of facilities as well as general trends affecting the industry, we conducted a series of structured interviews of various industry stakeholders. The following section details the interview process, which included identifying industry stakeholder contacts, preparing questions designed to obtain relevant information, and the input provided by stakeholders.

IDENTIFICATION OF STAKEHOLDERS

South Coast AQMD and CALSTART first developed a list of stakeholder contacts as interview candidates. The warehousing and logistics industry is an extremely complicated and multifaceted industry with diverse stakeholders. To ensure our understanding of stakeholder priorities reflected this diversity, we specified four classifications of stakeholders to interview.

The first category encompassed warehouse operators, third-party logistics companies, and freight forwarders, described as “3PL/Warehouse Operators” in Appendix A. These stakeholders specialize in goods movement and supply chain operations.

The second category are retailers, defined as individuals or organizations that purchase products from a manufacturer or distributor and resell the goods to consumers. Retailers encompass a wide array of businesses from small corner stores to Walmart and door-to-door companies to Amazon.⁶

The third category are beneficial cargo owners (BCO), a term that refers to an importer that takes control of the cargo at the point of entry and does not utilize a third-party source like a freight forwarder or 3PL. However, the term BCO is often used much more broadly to refer to the owner of the cargo in a container or trailer.

The fourth category is manufacturing facilities with warehouse space onsite. As goods come off the production line, most manufacturers temporarily store goods in warehouse space onsite.

Exhibit 3 lists the eleven companies we have interviewed to date. Note some of the contacts fall under multiple classifications. For example, some retailers handle each operation along the supply chain, while some retailers outsource each operation.

⁶ Supply Chain and Logistics Terms and Glossary. International Warehouse Logistics Association. (2010)

EXHIBIT 3: INTERVIEWEE CLASSIFICATIONS

COMPANY NAME	3PL/ WAREHOUSE OPERATOR	RETAILER	BENEFICIAL CARGO OWNER	MANUFACTURER
Pacific Mountain Logistics	x			
NFI	x			
Dependable Highway Express (DHE)	x			
California Retailers Association		x		
PepsiCo/FritoLay	x		x	x
Walmart	x	x	x	
Sysco	x			
TForce	x			
UPS	x			
Allen Lund Company	x			
Snak King	x		x	x

DEVELOPMENT OF INTERVIEW QUESTIONS

The interview questions were developed with collaboration between CALSTART, IEc, and South Coast AQMD (see Appendix B). After the questions were completed, we contacted individual stakeholders via e-mail and/or phone to schedule interviews with the willing participants. The interview process consisted of a 30- to 60-minute conversation depending on the engagement of the interviewee.

FINDINGS

Stakeholders expressed concern with the costs associated with the location of their operations but were keenly aware of the advantages and disadvantages of remaining in the South Coast AQMD jurisdiction. They also made clear to us the term “warehouse” is not an all-encompassing term for all the facilities described above. They refer to each facility specifically by the names given. Warehouse operators/3PLs were our most responsive interviewees; only one retailer was able to speak with us; two of the interviewees were manufacturers, and we were unable to interview a stakeholder that acted exclusively as a BCO.

REGIONAL ADVANTAGES

Multiple interviewees pointed to the transportation network within the South Coast region as a major factor influencing their decisions to locate in the region. The many modes of transport within the region make it ideal for warehousing and goods movement. These include two major ports, two major railways, and extremely interconnected highways flowing through and out of California:

- Ports: Port of Los Angeles, Port of Long Beach
- Railways: Burlington Northern Santa Fe (BNF) Railway, Union Pacific Railway
- Interstate Highways: I-5, I-10, I-15, and I-40

Interviewees also indicated that labor is readily available in the area. Interviewees view this availability of labor as important for ensuring the smoothness of their operations. Finally, the proximity of customers receiving the goods (e.g., BCOs) and proximity of end consumers are clear regional advantages.

REGIONAL DISADVANTAGES

Despite the advantages above, industry stakeholders also identified several disadvantages associated with locating in the South Coast region. They mentioned the burden that state and local regulations put on smaller companies. Because margins in the logistics sector are relatively small, absorbing additional regulatory costs arising along the supply chain is a challenge. Interviewees also indicated regulatory costs, combined with the costs of real estate and labor, make it difficult for them to remain in the region. One interviewee spoke of a customer moving their warehousing across the country because electricity is 1/6th of the cost as in Southern California.

LOCATIONAL CHOICES

As indicated in the interview questions shown in Appendix B, we specifically asked interviewees about the factors that affect their location decisions. Their responses indicated the decision to move warehousing operations outside of the Southern California region would be determined by the overall cost rather than by one factor alone. The main components affecting cost that interviewees mentioned were:

- **Transportation costs:** If warehousing operations were moved outside the South Coast AQMD jurisdiction (farther from their customers), the transportation costs incurred by the industry would increase. Such costs include the cost of fuel, driver time, and wear and tear on vehicles.
- **Labor (cost & availability):** Labor costs are high in Southern California, but labor is readily available here. Labor is scarcer outside of the heavily populated South Coast AQMD jurisdiction, though the degree of scarcity outside the region varies by market. Stakeholders made specific mention of a shortage of truck drivers as baby boomers retire and are not replaced by younger drivers.
- **Real estate costs:** Real estate costs are very high in this region and were a common concern across the stakeholders interviewed. Moving outside the region would reduce real estate costs but would increase transportation costs and finding labor may be more challenging.

- **Regulations:** As noted above, many interviewees indicated the regulatory burden associated with locating in the South Coast jurisdiction is high.

The bottom line that determines moving is the total cost of operations (“it’s all math”, to quote one interviewee) and the costs weighed against the benefits of moving to a new location.

Benefits of staying in the region:

- Close to customers
- Access to highways, railways, and ports
- Readily available labor

Issues with staying in the region:

- Challenging regulatory climate
- Expensive real estate
- High labor costs

Benefits of leaving the region:

- Less regulation
- Lower real estate costs
- Lower labor cost

Issues with leaving the region:

- Higher transportation cost
- Less readily available labor
- Less attractive to customers because of the distance from region

3PL/GENERAL WAREHOUSE OPERATORS

The movement of goods is an extremely complicated process and is executed by many entities working together to move goods. Due to the complexity of modern logistics, some companies outsource goods movement to freight forwarders or third-party logistics firms. The operations of warehousing and logistics facilities vary depending on the:

- characteristics of the goods – number of products, their size, and turnover rates;
- customers’ preferences;
- facility throughput and services provided; and
- type and size of facility.

Large 3PL firms offer every service along the supply chain, such as freight forwarding, delivery, storage, etc. Customers rarely choose one company to perform every service and instead look for diversity within their supply chain movement to ensure they receive the best prices.

3PLs/freight forwarders and warehouse facilities operators sometimes manage multiple types of facilities. If they have operations near the ports, they typically operate crossdock facilities. They may also have operations further inland, where they operate larger general-purpose warehouses (GPW). One interviewee described the warehouse sector as a 30 percent/30 percent/30 percent/10 percent mix of dry, refrigerated, frozen, and office space, respectively.

The 3PLs with whom we spoke indicated their decisions regarding location are complex. While location and costs are important factors when considering a warehousing facility, location requirements differ across facility types (i.e. crossdock/transloading facilities are typically near ports and railways). Facilities housing goods with longer turnover times

(e.g. goods that don't expire: electronics, toys, household items) can be farther away, but locations close to ports, highways, and railways are usually preferred. For handling imports, 3PLs typically prefer to be in Los Angeles because the goods will travel shorter distances and spend less time sitting in trucks or in warehouses. Consistent with the discussion above, 3PLs consider a variety of costs in addition to the cost of real estate (rent), such as labor costs and the costs of transporting goods.

BENEFICIAL CARGO OWNERS

As noted above, we were unable to interview any BCOs to support the development of this memo. However, because transportation costs are cited as the dominant factor accounting for more than half of total cost of logistics (followed by inventory costs at 20 percent),⁷ BCOs may favor location of distribution facilities at a higher cost if they are in close proximity to intermodal facilities and will help decrease the overall transportation costs of goods.

MANUFACTURERS

We spoke to two manufacturers, both in the food and beverage industry. For manufacturing facilities, especially larger ones, the location is determined by the proximity of rail as some raw materials are shipped by rail. The proximity to retail stores and to mega warehouses is also very important. In the past, delivery went to big stores while more recently products are delivered to mega warehouses before reaching retail and end customers. Both manufacturing facilities have been in the same locations for several decades and moving was not under consideration, as relocation would involve moving specialized manufacturing equipment, which would pose many challenges. With respect to the space at manufacturing facilities, one facility indicated that much more than 50 percent of its space is dedicated to manufacturing. Of 220,000 square feet in total, 160,000 square feet is for the manufacturing floor, 30,000 square feet is a warehouse for finished product, 15,000 square feet is for a raw material warehouse, and 15,000 square feet is the corporate office.

RETAILERS

The retailers with whom we spoke emphasized that the retail industry is changing dramatically and that these changes will affect the warehousing landscape in the region. The rise of e-commerce is leading to a boom in online shopping. Online shopping primarily occurs in two ways: the consumer orders the product online, then they either have it shipped to their home or they pick it up in store. With the rise of e-commerce, many retailers are slowly transitioning from store fronts to warehouses. Warehouses allow retailers to hold more product for the consumers at a lower cost than the storefront. This gives the consumers more choice in product than if they were shopping in a store. This is not necessarily changing the amount of product sold but is instead changing the way products are sold and delivered.

Retailers have historically chosen warehouse locations based on proximity to their retail stores, but this is changing now with the rise of e-commerce. Retailers are not only shipping to their storefronts but also to mega warehouses -warehouses larger than 1

⁷ The Geography of Transport Systems, Ch 11 - Applications and Case Studies, https://transportgeography.org/?page_id=6517

million square feet. These mega warehouses are operated by companies like Amazon, and retailers ship some of their goods to these warehouses to be sold by Amazon. Thus, retailers are now concerned not only about warehouse proximity to their retail stores, but also proximity to the “mega warehouses.” In the context of an ISR affecting the warehousing sector, this suggests retailers’ responses regarding warehouse location will depend, in part, on how mega warehouses respond to an ISR.

One stakeholder commented about regulations affecting retailers and the difficulties regulation poses for the siting and construction of warehouses in California. While the need for additional warehouse space exists, the stakeholder suggested the costs and delays associated with regulation are a significant impediment to warehouse development in the region. The stakeholder, however, did not provide details on the specific regulations that cause these costs/delays. Due to the high cost of operating in California, the stakeholder sees this industry growing in Reno.

TRANSFORMING INDUSTRY TRENDS

Multiple interviewees expressed that the industry is in flux and that over the next ten years significant changes to the logistics supply chain will occur. With the rise of e-commerce, automation, and the increased need for final mile delivery, companies are trying to plan for these changes. In addition, some of the bigger companies have sustainability goals in place, including fleet electrification and warehouse facility upgrades.

BIBLIOGRAPHY

- (1) *Warehouse & Distribution Science*, Release 0.96, (2014). Bartholdi, J., and Hackamn, S. The Supply Chain and Logistics Institute School of Industrial and Systems Engineering, Georgia Institute of Technology, Atlanta, GA.
- (2) *High-Cube Warehouse Vehicle Trip Generation Analysis*, (2016). Washington, DC: Institute of Transportation Engineers.
- (3) *Warehousing and Distribution Center Facilities in Southern California: The Use of the Commodity Flow Survey Data to Identify Logistics Sprawl and Freight Generation Patterns*, (2017). Jaller, M., and Pineda, L. UC Davis.
- (4) *Industrial Warehousing in the SCAG Region, Full Report*, (2018), Southern California Council of Governments.
- (5) *Supply Chain and Logistics Terms and Glossary*, (2010). Bellevue, WA: Supply Chain Visions.
- (6) *The Geography of Transport Systems, Fourth Edition* (2017) Rodrigue, J-P., New York: Routledge.
- (7) *Guide to Classifying Industrial Property, Second Edition* (2003) Yap, Johansson and Circ, Rene. Urban Land Institute.

APPENDIX A - INTERVIEWEES

Interviewed	Business Type	Company Name	Name
YES	3PL/General Warehousing	Pacific Mountain Logistics	B.J. Patterson
YES	3PL/General Warehousing	NFI	James O'Leary
YES	3PL/General Warehousing	Dependable Highway Express (DHE)	Troy Musgrave
YES	3PL/General Warehousing	Allen Lund Company	Ken Lund
YES	Retail/BCO	California Retailers Association	Rachel Michelin
YES	Retail/BCO/ Manufacturing	PepsiCo	Keshav Sondhi
YES	Retail/BCO	Walmart	Jennifer Wheeler
YES	Retail/BCO/ Manufacturing	Snak King	Jeffrey Forde
YES	3PL/General Warehousing	Sysco	Eddie Tantoco
YES	3PL/General Warehousing	TForce	Richard Boyd
YES	3PL/General Warehousing	UPS	Dale Morin
YES	3PL/ General Warehousing	Dependable Highway Express (DHE)	Tom Lentz
-	3PL/General Warehousing	SC Express	Sherry Hertel
-	3PL/General Warehousing	California Cartage Company	Bob Liveley
-	3PL /General Warehousing	XPO Logistics	Tim Demczyk
-	3PL/ General Warehousing	Lineage Logistics	Dominic Dicalo
-	Consultant	Clean Future	John A. Thorton
-	3PL/ General Warehousing	Dependable Highway Express (DHE)	Tom Lentz
-	3PL/ General Warehousing	Los Angeles Customs Brokers Freight Forwarders Association	Karen Quintana
-	3PL/ General Warehousing	Transportation Intermediaries Association	Chris Burrows
-	3PL/ General Warehousing	Fedex Express	Dustin Rice
-	3PL/ General Warehousing	DHL	Chris Wessel
-	Retail/BCO	IKEA	Adolfo Kurczyn
-	Retail/BCO	Albertson's/Vons	Tim Burke
-	Retail/BCO	Walmart	Randall Sanford
-	Retail/BCO	Retail Industry Leaders Association	Brian Rose
-	Retail/BCO	Aramark	Kevin Fisher
-	Retail/BCO	Tyson	Rob Lyall

APPENDIX B- INTERVIEW QUESTIONS

Questions for Warehouse Industry Stakeholders

Background

Please read the following to every interviewee

We are working with the South Coast Air Quality Management District on a project focused on the warehousing and logistics industry. As part of this effort, we would like to obtain background information on the logistics and distribution industry and particularly the warehousing sector in LA, Orange, San Bernardino, and Riverside Counties.

If prompted:* South Coast AQMD has asked us to collect this information to inform the creation of a potential Indirect Source Rule. The rule development effort is ongoing, and we do not have information on what the eventual provisions of the rule will be.*

***From here, please read the appropriate set of questions for each type of interviewee. ***

Beneficial Cargo Owners (focused on non-retail activity).

**Is BCO classification correct?*

1) Please tell us about your company's role in goods distribution in Southern California. What is your role in moving goods from port to customer? What types of cargo do you typically deal with?

- a) What are the other types of organizations that you interact/coordinate with in your goods distribution operations? Please describe your role in logistics/distribution relative to theirs.
- b) Where are your warehouses located?
- c) If warehouses are not operated by the BCOs: What warehouses are you contracted with?
- d) ***If motor carriers or warehouse operators not mentioned, ask about them specifically, including their involvement in motor carrier dispatching decisions. ***

2) Tell us about how your cargo is moved out of the port. What factors determine your drayage operations?

- a) What factors are important when selecting a warehouse for transloading operations or cargo storage? Does this vary across different types of cargo?
- b) How important is port proximity in selecting a transloading facility or cargo storage? Do you use transloading facilities/storage near the port, or a warehouse
- c) outside of LA and Orange county? Is there a strategic reason why your company chose this location?
- d) Is your cargo's final destination typically in Southern California or elsewhere? If both, do you select the warehouses differently based on the final destination?
- e) Is there a typical turnaround time for your cargo?
- f) How do you track your cargo? Do you rely on freight forwards and 3PLs, or do you use tools/software? What information do you track?
- g) What sort of truck or freight verification is conducted at the gate for entering/exiting vehicles?
- h) ****If the interviewee has its own fleet**** Use of telematics or geo fencing to track vehicles?

3) Does your cargo require cold storage? If so:

- a) How does this affect the process you described earlier, as far as location of transloading facilities?

Question for BCOs that operate their own warehouse:

- b) What characteristics of a warehouse make it conducive to cold storage?
c) Is refrigeration infrastructure easily relocated from one warehouse to another?

4) *If relevant: Who are your customers: Where are they in the supply chain in relation to you? (Possible answers could be retailers, trucking companies, third party logistics companies, or other?)***

- a) How important is the warehouse location for meeting your customer's needs?

5) Have you ever considered using warehouses outside the urban LA, OC, Riverside, or San Bernardino Counties?

- a) If so, what prompted your consideration? (Possible answer could be operational changes, warehousing cost, business expansion, etc.)
b) *** If mentioning cost as a reason*** Do you have an idea of the cost threshold that would lead you to consider using warehouses outside the urban LA, OC, Riverside, or San Bernardino Counties?
c) Did you eventually use warehouses outside the urban LA, OC, Riverside, or San Bernardino Counties? If not, what were the principal constraints?

6) Can you identify any current trends that are affecting your industry?

- a) ***If relevant:* Are there any trends that may affect your decision to use warehouses within the urban LA, OC, Riverside, or San Bernardino Counties versus outside of these areas?
b) Are there other aspects or challenges to your industry that you think may be relevant?

7) How does online shopping impact your business?

- a) How does this change the process you described earlier?
b) What characteristics of a warehouse make it conducive to e-commerce?

8) As we understand it, warehouses may provide a range of services, including transloading, cross dock transloading, terminal services for less-than-truckload trucks, general purpose warehousing/storage, cold storage, distribution center, and retail fulfillment.

- a) Are there any other categories that you would recommend we add to this list? Also, do you have at least a rough sense of the distribution of warehouses across these services (e.g., approximately A to B percent of warehouses in the region have cold storage)? We're not expecting that you would have precise estimates but any input you can offer based on your experience would be helpful.

Retailers (Focus on distribution to individual stores)

*Is Retailer classification correct?

1) Please tell us about your company and how products end up in your retail store(s). (Question for retailers who do not import the cargo/ take control of cargo at the port)

- a) Roughly what share of your store products are shipped directly through the San Pedro ports vs. land transported from warehouses not related to port operations?

- b) How do those products get transported from the vendor to your stores? Does this vary between different types of goods?
- c) What's a typical delivery timeline from the regional distribution center to the store?
- 2) **Do you directly lease and operate warehouses, or do you hire third party logistics providers to manage aspects of your distribution? What about trucking operations?**
 - a) What are the advantages and disadvantages of handling these operations within your company versus contracting for these services?
 - b) Do you have an involvement in truck dispatching decisions? What are the advantages and disadvantages of handling these operations vs. contracting for these services?
 - c) What sort of truck or freight verification is conducted at the gate for entering/exiting vehicles?
 - d) ***If the interviewee has its own fleet*** Use of telematics or geo fencing to track vehicles?
- 3) **What kinds of warehouses do you use in Southern California?**
 - a) Does this include distribution centers, long term storage centers, and import-related warehouses?
 - b) In general, where are these warehouses located? Does the location vary between different types of cargo?
 - c) What qualities make certain warehouses more desirable? Does this vary for different types of cargo?
- 4) **Does your cargo require cold storage? If so:**
 - a) How does this change the process you described earlier?
 - b) *If the respondent indicates that their company operates warehouses:*
 - i) What characteristics of a warehouse make it conducive to cold storage?
 - ii) Is refrigeration infrastructure easily relocated from one warehouse to another?
- 5) **How does online shopping impact your business?**
 - a) How does this change the process you described earlier?
 - b) What characteristics of a warehouse make it conducive to e-commerce?
- 6) **How important is warehouse proximity to your retail stores? Does this vary across warehouse types and functions, as well as products?**
- 7) **If your company contracts with others for warehousing, have you ever considered changing service providers based on their proximity to your retail stores?**
 - a) How does your company balance transportation costs in cases where the warehouse is not in close proximity to your retail locations? Do those costs fall to you or does the contracted company accrue those costs?
- 8) **How do you handle freight tracking?**
- 9) **Can you identify any current trends that are affecting your industry? *If relevant:* Are there any associated effects on your decisions regarding where to warehouse your cargo?**
- 10) **Are there other aspects or challenges to your industry that you think may be relevant?**

Warehouse Operators (3PL, Freight Forwarders, general warehousing)

*Is warehouse operator classification correct?

- 1) Please tell us about your company.**
 - a) How many warehouses do you operate in the urban LA, OC, Riverside, or San Bernardino Counties?
 - b) Where are they located?
 - c) What kinds of warehouses or services do you provide?
 - d) What kinds of customers do you serve?
- 2) Tell us about how goods move in and out of your warehouse. Where are goods typically coming from and where are they going?**
 - a) Are there specific warehouse characteristics that are important to this process?
 - b) Does the process vary across different types of cargo? If so, how?
 - c) What's a typical delivery timeline? Do you avoid times of high traffic?
 - d) What are the other types of organizations that you interact/coordinate with in your goods distribution operations? Please describe your role in logistics/distribution relative to theirs.
 - e) What sort of truck or freight verification is conducted at the gate for entering/exiting vehicles?
 - f) ***If the interviewee has its own fleet*** Use of telematics or geo fencing to track vehicles?
- 3) When selecting a warehouse, what qualities make certain warehouses more desirable? For example, available space, cost per square foot, or location?**
 - a) Are there other facility amenities that are also important?
- 4) Do you use cold storage? If so:**
 - a) How does this change the process you described earlier?
 - b) What characteristics of a warehouse make it conducive to cold storage?
 - c) Is refrigeration infrastructure easily relocated from one warehouse to another?
- 5) What services do you outsource to other companies? For example, trucking?**
 - a) What are the advantages and disadvantages of handling these operations within your company versus contracting for these services?
- 6) How important is the warehouse location for meeting your customer's needs?**
 - a) How does the LA/OC area compare to further away in San Bernardino County?
 - b) How do locations within in the urban LA, OC, Riverside, or San Bernardino Counties areas compare to cities outside the region, i.e. Barstow, Phoenix, and Las Vegas?
- 7) Have you ever considered relocating outside the urban LA, OC, Riverside, or San Bernardino Counties?**
 - a) If so, what prompted your consideration? (Possible answer could be operational changes, warehousing cost, business expansion, etc.)
 - b) *** If mentioning cost as a reason*** Do you have an idea of the cost threshold that would lead you to consider moving to warehouses outside the urban LA, OC, Riverside, or San Bernardino Counties?
 - c) What are the principle constraints on relocation?
- 8) Can you identify any current trends that are affecting your industry? *If relevant:* Are there any associated effects on your decisions regarding the location of your operations?**

- a) Are there other aspects or challenges to your industry that you think may be relevant?
- 9) **As we understand it, warehouses may provide a range of services, including transloading, crossdock transloading, terminal services for less-than-truckload trucks, general purpose warehousing/storage, cold storage, distribution center, and retail fulfillment.**
 - a) Are there any other categories that you would recommend we add to this list? Also, do you have at least a rough sense of the distribution of warehouses across these services (e.g., approximately A to B percent of warehouses in the region have cold storage)? We're not expecting that you would have precise estimates but any input you can offer based on your experience would be helpful.

Manufacturing and Distribution Facility

- 1) **Tell us a bit about your company**
 - a. What do you manufacture?
 - b. Who are your customers?
- 2) **Tell us about your facility**
 - a. How many square feet total?
 - b. What percentage is dedicated to warehousing, manufacturing, and office space?
 - c. What qualities make a space more desirable? (available space, cost per sq ft, location) Are there facility amenities that are important?
 - d. Do you use cold storage? If so:
 - e. What characteristics of a warehouse make it conducive to cold storage?
 - f. Is refrigeration infrastructure easily relocated from one warehouse to another?
- 3) **Tell us about your operations**
 - a. Where are goods typically coming from and where are they going?
 - b. What percentage of goods that move through your facility are imports vs. exports?
 - c. What's a typical delivery timeline?
 - d. Do you try to avoid times of high traffic?
- 4) **We want to understand your place in the supply chain and how you interact with your customers and other contractors**
 - a. What are the other types of organizations do you interact/coordinate within your goods distribution operations?
 - b. What services do you outsource to other companies? For example, trucking?
 - c. What are the advantages and disadvantages of handling these operations within your company versus contracting for these services?
- 5) **Please tell us about you fleet**
 - a. Do you lease or own your vehicles? What percentage is leased vs. owned? And what are the benefits of leasing vs. owning?
 - b. How many vehicles are in your fleet? And what classes are they?
 - c. What is the average age of the vehicles in your fleet?
 - d. What fuel technology do you use?
 - e. If you operator forklifts or yard hostlers, what percentage are fossil fuel vs. electric? Are any of these fossil fuel vehicles operating indoors?

- f. Is your fleet equipped with telematics? If so, do you rely on this to track fuel usage and mileage? Do you use geofencing?
- g. What is a typical day operation for you fleet?
 - i. Average number of miles
 - ii. Average number of stops
- h. Which of the following would best describe your fleet's operations?
 - i. Regional Delivery
 - ii. Drayage
 - iii. Less than Truckload
 - iv. Over the Road
 - v. Other (please explain)
- i. Which of the following warehousing facilities does your fleet typically service? And, what characteristics of your fleet makes it suitable to serve this specific type of facility?
 - i. Distributions center
 - ii. Cross-dock facility
 - iii. Transload facility
 - iv. General Purpose Warehouse
 - v. Truck Terminal for Less than Truckload Trucks
 - vi. Retail Fulfillment Center
 - vii. Storage or Cold Storage

6) Please tell us about how vehicles interact with your facility

- a. What is the typical process for vehicles entering and exiting the facility?
- b. What information do you collect about vehicles entering and exiting the facility (i.e. vehicle type, fuel technology, model, US DOT, CA, MC #s, VIN, truck model, truck year)
- c. What method do you use to track the number of vehicles visiting your facility (inbound and outbound)? What is the typical daily number of vehicles?
- d. Do trucks need to be part of a truck registry to enter the facility? (i.e. Drayage Truck Registry OR TRUCRS)

7) We are also trying to understand how location plays a role in your business operations.

- a. How important is the warehouse location for meeting your customer's needs?
- b. How does the LA/OC area compare to further away in San Bernardino County?
- c. How do locations within in the urban LA, OC, Riverside, or San Bernardino Counties areas compare to cities outside the region, i.e. Barstow, Phoenix, and Las Vegas?
- d. Have you ever considered relocating outside the urban LA, OC, Riverside, or San Bernardino Counties?
- e. If so, what prompted your consideration? (Possible answer could be operational changes, warehousing cost, business expansion, etc.)
- f. *** If mentioning cost as a reason*** Do you have an idea of the cost threshold that would lead you to consider moving to warehouses outside the urban LA, OC, Riverside, or San Bernardino Counties?
- g. What are the principle constraints on relocation?

8) We want to understand any trends you are seeing in the industry

- a. Are there any aspects or challenges to your industry that you think may be relevant?

9) Plans for future sustainability

- a. Do you have sustainability goals/plans? Please explain.
- b. Have you thought about putting community benefit measures in place, in terms of air pollution?
- c. Have you researched into the possibility of electric fleets and/or charging and refueling stations?

ATTACHMENT 2

TECHNICAL MEMORANDUM ON REAL ESTATE MARKETS NEIGHBORING THE SOUTH COAST AQMD JURISDICTION

MEMORANDUM | 12 DECEMBER 2020

TO Victor Juan, Ian MacMillan, Paul Stroik, and Shah Dabirian, South Coast Air Quality Management District (South Coast AQMD)

FROM Derek Ehrnschwender and Jason Price, IEc

SUBJECT Technical Memorandum on Real Estate Markets Neighboring the South Coast AQMD Jurisdiction

INTRODUCTION This memorandum is in support of South Coast Air Quality Management District (South Coast AQMD) staff's development of a potential indirect source rule (ISR) to reduce mobile source emissions related to the operation of warehouses and distribution centers in the South Coast AQMD's four-county region (Los Angeles, Orange, Riverside, and San Bernardino counties).¹

Diesel truck traffic, largely related to the transport of goods passing through the Ports of Los Angeles and Long Beach and regional warehouses and distribution centers, makes up a large share of local NO_x emissions. A warehouse ISR, if adopted, may help with reducing emissions from trucks servicing warehousing facilities located within its jurisdiction.

Compliance costs to the warehousing sector could vary depending on the design of an eventual rule. If these costs are significant, the implementation of an ISR could potentially precipitate the relocation of warehousing operations outside the region—with the associated truck fleets continuing to travel to and from facilities in the South Coast AQMD jurisdiction. In the worst-case scenario, the associated air quality benefits from such a rule might be greatly diminished. Accordingly, South Coast AQMD is interested in identifying and understanding the factors affecting whether warehousing operations are likely to relocate as a result of the potential rule.

Consistent with this objective, this memo analyzes the warehouse real estate markets within the South Coast AQMD jurisdiction and in neighboring areas. Through analysis of a range of key market metrics and trends, we assess the capacity of neighboring areas to absorb warehousing operations that might consider relocation following the implementation of an ISR. To inform assessment of relocation potential over time, we also assess how these neighboring markets may change over the next ten years. The specific market statistics examined in this memo include the following:

- ***Total warehouse inventory:*** To help South Coast AQMD better understand the size of the local warehousing sector, we compile information on the inventory of warehouses within the region. Similarly, to gauge the potential capacity of neighboring areas to absorb warehouse operations from the South Coast AQMD jurisdiction, we also present the inventory of warehouses in these areas.

¹ The South Coast AQMD jurisdiction is comprised of all of Orange County and parts of Los Angeles, Riverside and San Bernardino Counties. The region is mapped and described in full in Exhibit 1 and the "Geographic Scope" section below.

- ***Vacancy rates:*** Complementing the inventory data, we examine vacancy rates in the South Coast AQMD jurisdiction and in neighboring areas. This information provides insight into the *current* capacity of neighboring markets to absorb warehousing operations located in the South Coast AQMD jurisdiction.
- ***Net absorption:*** We examine net absorption of warehouse space in each area, defined as the amount of space tenants moved into in a geographic area and time period minus the amount of space tenants vacated during that same time period. Because this metric reflects changes in inventory levels for a given period, it may provide insights into the direction of the market (e.g., the capacity or lack of capacity of neighboring areas to absorb warehousing operations from the South Coast AQMD jurisdiction).
- ***Pricing:*** Because decisions regarding the relocation of warehouse operations to neighboring areas will depend on the associated cost impacts, we compile data on warehouse pricing in each market—rent per square foot for properties for lease, and sale price per square foot for properties that were bought and sold.
- ***Parcels available for warehouse development:*** To gauge the potential for expansion of the warehouse market in each area to accommodate operations currently located in the South Coast AQMD jurisdiction, we present data on vacant land in each market area with the appropriate zoning for warehouse space.

We begin the real estate market analysis by describing the data sources relied upon and outlining the structure of the analysis. Building on this information, we then present our analysis of the key market metrics identified above. Finally, we conclude with a synthesis of our key findings.

DATA SOURCES AND ANALYTIC STRUCTURE

The primary data sources for this document are contained in the CoStar Suite™ of data products developed and maintained by CoStar, a real estate analytics firm. As described in further detail below, the CoStar Suite™ includes information on existing properties as well as vacant parcels that may be developed. These data are flexible in terms of how they may be spatially aggregated, and include information on the attributes of individual properties allowing for identification of different types of warehouse space.

COSTAR DATA

The CoStar Suite™ contains a variety of databases, of which we use CoStar Property® and CoStar Market Analytics™. CoStar Property® contains a regularly maintained comprehensive list of commercial real estate properties and vacant lands, with an extensive list of descriptive fields. CoStar Market Analytics™ contains a range of historical data, metrics, and forecasts relevant to identifying trends.

For the purposes of this analysis, we limit our scope to properties meeting the following criteria:

- Properties with status labeled as existing or undergoing renovations.
- Properties within CoStar's Industrial and Flex (Industrial with some office space) categorizations.

- For buildings within the CoStar Industrial and Flex categorization, properties with secondary categorizations of Distribution, Light Distribution, Refrigeration/Cold Storage, Truck Terminal, or Warehouse.²
- Properties with a minimum 100,000 square foot rentable building area.³
- Properties with a minimum ceiling height of 15 feet.⁴

Based on these criteria, we identify 2,638 properties in South Coast AQMD’s jurisdiction and 975 properties in the neighboring areas examined in this analysis (further details below).⁵

This analysis also incorporates CoStar’s information on vacant land parcels for the purposes of assessing potential new additions to the supply of warehouses in outlying markets. We limit our scope to parcels classified for industrial use and with a minimum footprint of 200,000 square feet. We use a 200,000 square foot minimum based on our 100,000 square foot minimum building area and an assumption (based on the CoStar property data) that an acceptable lower-bound for the ratio of property area to building area is two-to-one.

GEOGRAPHIC SCOPE

For each property, the CoStar database includes detailed spatial information. Specifically, the database includes (1) latitude and longitude coordinates, (2) mailing address, and (3) size of the building footprint. Using the spatial information in the database, we grouped properties into eight distinct real estate markets—the South Coast AQMD jurisdiction (or “District” in many of the graphics below) and seven neighboring areas in geographic proximity to the South Coast AQMD jurisdiction. In addition, we further sub-divided the South Coast AQMD jurisdiction into three areas, largely defined according to county boundaries. These markets, shown in the maps in Exhibit 1, are as follows:

- **Los Angeles:** The portion of Los Angeles County located within the South Coast AQMD jurisdictional boundaries, including all of the county except for the northeastern corner. This area includes the “megaports” of L.A. and Long Beach, the origin point for most goods passing through warehouses in the region and 40 percent of all container cargo traffic in the U.S.⁶

² Facilities with the secondary type Manufacturing are also discussed in this document. Because manufacturing facilities’ decision-making processes regarding relocation are likely to differ from the decision-making process for facilities whose primary function is warehousing, these facilities are captured in a stand-alone section below rather than in the primary analysis presented in this document.

³ An earlier version of this document limited the scope of this analysis to properties greater than 25,000 square feet. Due to revisions to the proposed ISR limiting its applicability to properties 100,000 square feet and greater, this draft amends its scope and warehouse classification to focus on this group.

⁴ An exception to this is that we include properties for which building area was available but ceiling height was not in order to capture the most complete picture of the real estate landscape in each area.

⁵ Consistent with the note above, these figures do not include manufacturing facilities.

⁶ “Industrial Warehousing in the SCAG Region – Final Report.” (2018) Prepared for the Southern California Association of Governments by Cambridge Systematics, Inc. with Gill V. Hicks and Associates Inc. April 2018.

- **Orange County:** All of Orange County, which is completely contained within the South Coast AQMD jurisdictional boundaries.
- **Inland Empire:** The South Coast AQMD portions of Riverside and San Bernardino counties. This includes the most densely populated southwestern corner of San Bernardino County and all of Riverside County except for a small portion near the county's eastern border, near the Arizona state line. Driving times from both ports to destinations within the South Coast AQMD jurisdiction vary depending on traffic, but an hour and a half is expected for crossing Los Angeles and accessing the centrally located cities of Riverside and San Bernardino.⁷
- **North of District, Bakersfield:** All of Kern County and the non-South Coast AQMD portion of Los Angeles County, including Lancaster and Palmdale. Bakersfield, the largest population center in Kern County, is roughly two hours and 45 minutes from the Port of L.A.
- **North of District, Coastal:** All of Ventura County, Santa Barbara County, and San Luis Obispo County. Contains the Port of Hueneme,⁸ located in Ventura County. Driving times from the Port of L.A. to the cities of Santa Barbara and San Luis Obispo are approximately two hours and 30 minutes and four hours and 15 minutes, respectively.
- **East of District, Desert Areas:** All of Imperial County and the non-South Coast AQMD portions of San Bernardino County, including Victorville, and Riverside County. Driving times from the Port of L.A. vary from one to four hours.
- **South of District, San Diego:** All of San Diego County, which includes the Port of San Diego.⁹ The drive time to San Diego from the Port of L.A. is roughly two hours and 30 minutes.
- **Las Vegas:** All of Clark County, Nevada, which includes the city of Las Vegas. It takes roughly five hours to drive from the Port of L.A. to Las Vegas.
- **Phoenix:** All of Maricopa County and Pinal County, Arizona. The drivetime from the Port of L.A. to Phoenix is approximately six hours.
- **Western Arizona:** All of the four Arizona counties to the west of Phoenix: Yuma, La Paz, Mohave, and Yavapai Counties. Driving times from the Port of L.A. vary from four to six hours.

⁷ We calculate driving times based on expected departures from the Port of L.A. at 6:00 AM on a weekday, a time with relatively low traffic.

⁸ The Port of Hueneme is substantially smaller than the Ports of L.A. and Long Beach, with annual container traffic of 84,000 containers in 2018, relative to Long Beach's 8.8 million containers and L.A.'s 8.9 million containers. American Association of Port Authorities. "NAFTA Container Port Ranking 2017." <https://www.aapa-ports.org/unifying/content.aspx?ItemNumber=21048>

⁹ The Port of San Diego's annual container traffic is approximately 143,000 containers. American Association of Port Authorities. *Op cit.*

EXHIBIT 1-A. REAL ESTATE MARKETS EXAMINED

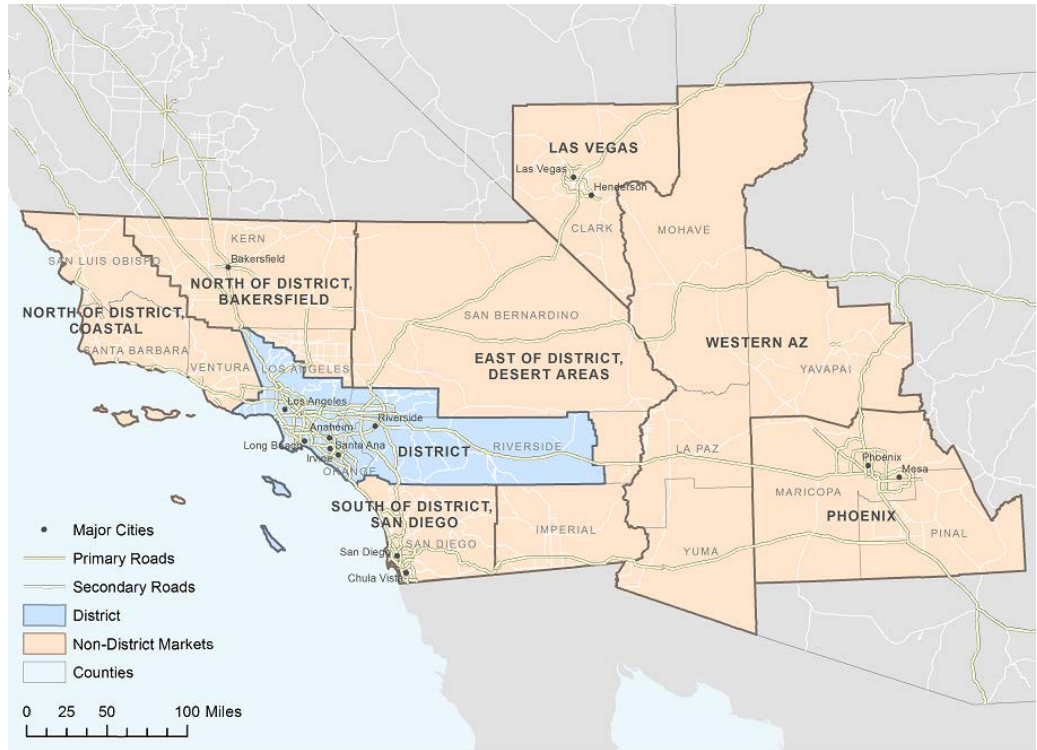


EXHIBIT 1-B. REAL ESTATE MARKETS EXAMINED - DISTRICT MARKETS FOCUS



WAREHOUSE CLASSIFICATION

Our analysis of warehouse real estate markets in the areas identified above distinguishes between different types of warehouses. We make this distinction because different types of warehouses (or warehousing operations) may respond differently to an ISR. As a starting point for defining warehouse categories, we examined the Southern California Association of Governments' (SCAG's) 2018 report on warehousing activity in Southern California.¹⁰ As summarized in Exhibit 2, the SCAG report identifies eight categories of warehouses, the definitions for which include building area and ceiling height.¹¹

While useful, the SCAG classification system in many cases describes warehousing *services* rather than physical warehouse *structures*. Because a given warehouse may be suitable for more than one type of warehousing service, the full SCAG classification system may not be appropriate for this analysis. For instance, there is no structural difference between warehouses that provide port-related general purpose warehousing services and those that provide non-port-related general purpose warehousing services. Similarly, warehouses that perform transload services are physically similar to warehouses that perform crossdock services.

Thus, for the purposes of segmenting the warehousing real estate market in this analysis, we specify warehouse categories based on the suite of warehousing services that a warehouse may provide or on its capacity to accommodate a warehousing service with specific needs (e.g., refrigeration). We also define the classification scheme so that it fully captures and categorizes the property data from CoStar. Additional considerations in our classification of warehouses include the following:

- We exclude ceiling height as a parameter in our classification scheme. Because ceiling height is missing for many properties in the CoStar data, the exclusion of these properties would provide an incomplete picture of the market.
- Our classification is unable to account for the “long and narrow” building shape unique to transload and crossdock facilities due to data limitations. For this reason, we combine transload and crossdock warehouses with the general purpose category, due to similarities in building size.
- We find properties with the CoStar secondary classifications of Refrigeration/Cold Storage and Truck Terminal have a wide variety of building areas and do not fit neatly into one building category. We therefore identify cold storage facilities as a separate category due to their unique facility characteristics. We fit truck terminals into all of the other categories as their building area can range considerably from 25,000 to 330,000 square feet.

Based on the above, Exhibit 3 outlines our classification scheme for the market analysis.

¹⁰ “Industrial Warehousing in the SCAG Region – Task 4: Understanding Facility Operations.” (2018) Prepared for the Southern California Association of Governments by Cambridge Systematics, Inc. with Gill V. Hicks and Associates Inc. April 2018.

¹¹ Two additional categories of warehouses—parcel hubs and e-commerce facilities—are included in the warehousing and logistics technical memorandum prepared in support of this analysis. Due to limitations in the specificity of the CoStar secondary classification field, we do not identify these categories in this analysis. These facilities, depending on their respective size, are captured within the categorization we outline in Exhibit 3. For the characterization of parcel hubs and e-commerce facilities, see Jasna Tomic and Kelly Leathers, “Technical Memorandum on Warehousing and Logistics Industry in the South Coast Air Quality Management District Jurisdiction,” prepared for South Coast AQMD, November 30, 2020.

EXHIBIT 2. SCAG WAREHOUSE CLASSIFICATION

WAREHOUSE TYPE	TYPICAL BUILDING AREA	TYPICAL BUILDING WIDTH	TYPICAL CEILING HEIGHT	SITE COVERAGE (BUILDING FOOTPRINT/PROPERTY SIZE)	CARGO TURNAROUND TIME
Port-Related General Purpose Warehouse	25,000-50,000 sq. Ft.	Not specific	>22 ft.	0.5	Varies
Non-Port-Related General Purpose Warehouse	25,000-50,000 sq. Ft.	Not specific	>22 ft.	0.5	Varies
Trans-load Facility	>25,000 sq. Ft	Long and narrow	>22 ft.	0.5	Up to one week
Cross-dock Facility	>25,000 sq. Ft	Long and narrow	>22 ft.	0.5	1-2 days
Truck Terminal for Less-Than-Truckload Trucks	25,000 to 150,000 sq. Ft.	Not specific	<25 ft.	0.3	Up to one week
General Distribution Center	50,000 to 500,000 sq. Ft.	Not specific	<25 ft.	0.4	Varies
Retail Fulfillment Center	500,000 to 1,000,000 sq. Ft.	Not specific	>28 ft.	0.4	Up to one week
Cold Storage	>25,000 sq. Ft.	Not specific	>22 ft.	0.5	Up to one week

EXHIBIT 3. WAREHOUSING REAL ESTATE CLASSIFICATION SCHEME

PROPERTY CLASSIFICATION	APPLICABLE SCAG WAREHOUSE CATEGORIES	BUILDING AREA	COSTAR PRIMARY CATEGORIZATION	COSTAR SECONDARY CATEGORIZATION
General Purpose	General Purpose, Transload, Crossdock	100,000-200,000 sqft	Industrial or Flex	Distribution, Light Distribution, Truck Terminal, Warehouse
General Distribution	General Distribution Centers	200,000-500,000 sqft	Industrial or Flex	Distribution, Light Distribution, Truck Terminal, Warehouse
Retail Fulfillment	Retail Fulfillment Centers	500,000+ sqft	Industrial or Flex	Distribution, Light Distribution, Truck Terminal, Warehouse
Cold Storage ¹	Refrigeration/Cold Storage Facility	25,000+ sqft	Industrial or Flex	Refrigeration/Cold Storage
Notes: 1. In addition to cold storage warehouses greater than 100,000 square feet, we include cold storage warehouses between 25,000 and 100,000 square feet for additional insights on these facilities.				

In addition to the warehouse types shown in Exhibit 3, which apply to buildings whose main function is warehousing, we also examine warehousing space at manufacturing facilities in the South Coast AQMD jurisdiction. For these facilities, however, decisions regarding relocation are likely to differ from the decision-making process for warehouse facilities. As supported by conversations with manufacturing warehouse operators for the technical memo on the warehousing and logistics industry, manufacturing facilities often have specialized equipment that would be more costly to move.¹² In addition, the pool of buildings to which manufacturing facilities could relocate may differ from the buildings that warehouses would consider. Due to these differences, our assessment of manufacturing warehouses in the South Coast AQMD jurisdiction is presented separately from our assessment of other warehouses.

ANALYSIS

Our analysis of the real estate markets in the South Coast AQMD jurisdiction and neighboring areas examines the current state of these markets and recent projections extending 10 years into the future. This analysis will help South Coast AQMD better understand the capacity of neighboring markets to absorb warehousing operations from its jurisdiction.

CURRENT MARKET SNAPSHOT

In this section, we compile a set of market metrics from the CoStar property database to compare warehousing real estate in the South Coast AQMD jurisdiction with real estate

¹² Jasna Tomic and Kelly Leathers, "Technical Memorandum on Warehousing and Logistics Industry in the South Coast Air Quality Management District Jurisdiction," prepared for South Coast AQMD, November 30, 2020.

in outlying markets. We compare the markets according to total inventory, vacancy rates, tenancy growth rates, net absorption, pricing, and potential future development.

Total Inventory (Warehousing Facilities)

We assess the total inventory of warehousing properties along two metrics: the number of total properties and the rentable building area of those properties, measured in square feet. Exhibits 4, 5, and 6 present these values by market area and property type. We identify 3,613 properties with the CoStar categorizations of Industrial and Flex (Industrial with some office space), the CoStar secondary categorizations of Distribution, Light Distribution, Refrigeration/Cold Storage, Truck Terminal or Warehouse, and with a minimum rentable building area of 100,000 square feet. Of these properties, 2,638 (73 percent) are located within the South Coast AQMD jurisdiction, while 975 (27 percent) are located in the outlying markets. Similarly, we identify 888 million square feet of rentable building area meeting the same criteria, with 662 million square feet (75 percent) located within the South Coast AQMD jurisdiction, and the remaining 226 million (25 percent) located in the outlying markets. The South Coast AQMD jurisdiction contains more warehousing space across each of the real estate categories, as highlighted in Exhibits 4 and 6. These exhibits also show the distribution of warehousing space across warehouse categories is fairly consistent across the geographic areas examined.

EXHIBIT 4. TOTAL BUILDING AREA - YEAR 2019: DISTRICT AND NON-DISTRICT

PROPERTY CLASSIFICATION	DISTRICT AREA	SHARE OF TOTAL DISTRICT AREA	NON-DISTRICT AREA	SHARE OF TOTAL NON-DISTRICT AREA
General Purpose	191.4 million sq. ft.	28.9%	72.6 million sq. ft.	32.1%
General Distribution	249.7 million sq. ft.	37.7%	79.5 million sq. ft.	35.2%
Retail Fulfillment	209.6 million sq. ft.	31.7%	66.9 million sq. ft.	29.5%
Cold Storage	11.5 million sq. ft.	1.7%	7.3 million sq. ft.	3.2%
Total	662.2 million sq. ft.	100%	226.3 million sq. ft.	100%

EXHIBIT 5. NUMBER OF WAREHOUSE PROPERTIES BY MARKET AND REAL ESTATE CLASSIFICATION - YEAR 2019

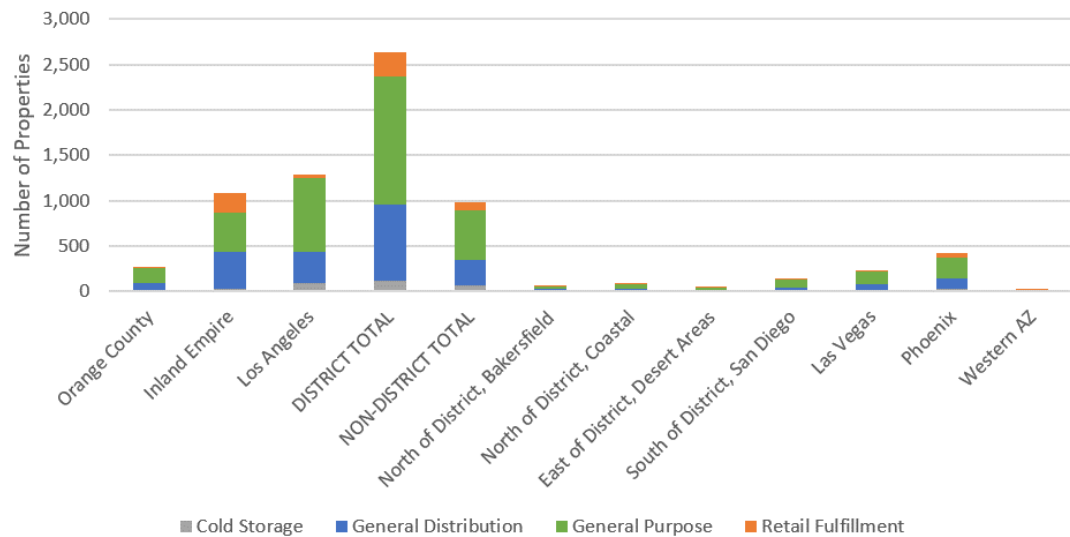


EXHIBIT 6. SQUARE FOOTAGE OF PROPERTIES BY MARKET AND REAL ESTATE CLASSIFICATION - YEAR 2019

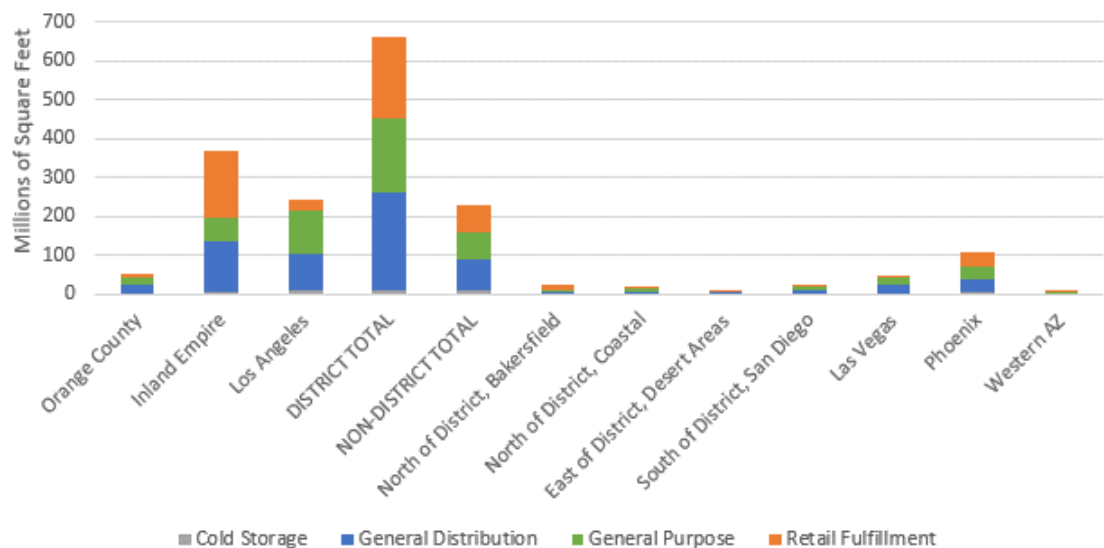


Exhibit 7 compares the growth of warehouse property capacity within the South Coast AQMD jurisdiction and in the surrounding market areas over time. Because these historical data are from the CoStar Market Analytics™ module, they may present slight differences relative to the data in Exhibits 4-6, which are based on data from CoStar Property™.¹³ Over the last decade, capacity has increased by approximately 170 million

¹³ The historical data from the CoStar Market Analytics™ module are filtered using the same four industrial secondary classifications used to identify warehouses from the CoStar Property™ data: Warehouse, Distribution, Light Distribution, and Truck Terminal. Cold Storage facilities are not included in the historical data. Additionally, the filter for ceiling height was not possible to apply in the historical data. For these reasons, as well as slight differences in the vintage of the respective

square feet in the South Coast AQMD jurisdiction and 70 million square feet in the surrounding market areas. From 2009-2019, average annual capacity additions within the South Coast AQMD jurisdiction were 16.7 million square feet per year, while the average annual additions for all outlying market areas combined was less than half that amount, at 6.9 million square feet per year.

EXHIBIT 7. HISTORICAL SQUARE FOOTAGE OF WAREHOUSE PROPERTIES GREATER THAN 100,000 SQUARE FEET WITHIN THE SOUTH COAST AQMD JURISDICTION AND SURROUNDING MARKET AREAS

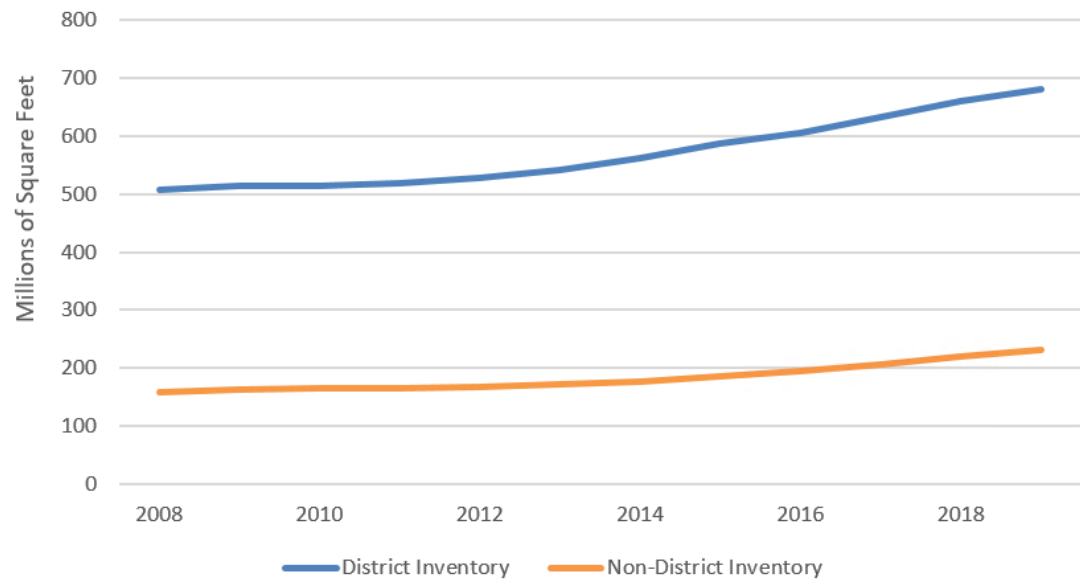


Exhibit 8 compares the growth of warehouse property capacity between the surrounding market areas over time. Similar to the data in Exhibit 7, the historical data in Exhibit 8 are from the CoStar Market Analytics™ module and may differ somewhat from the data reflected in Exhibits 4-6. As shown in Exhibit 8, growth in recent years is most significant in the Las Vegas and Phoenix markets. Of the markets closer to the South Coast AQMD jurisdiction, the Bakersfield market shows the largest increase in capacity. Data are not available for all market areas prior to 2008.

We assess properties based on their distance from major roads, defined as either a primary or secondary road. These roads include interstate highways, U.S. routes, state routes, and major urban streets. Distances were calculated along a straight line from property location to the nearest major road point.

underlying property data, there may be slight differences in the historical data as compared with the values reported from the CoStar Property™ module.

EXHIBIT 8. HISTORICAL SQUARE FOOTAGE OF WAREHOUSE PROPERTIES GREATER THAN 100,000 SQUARE FEET WITHIN THE SOUTH COAST AQMD JURISDICTION AND SURROUNDING MARKET AREAS - ADDITIONAL DETAIL

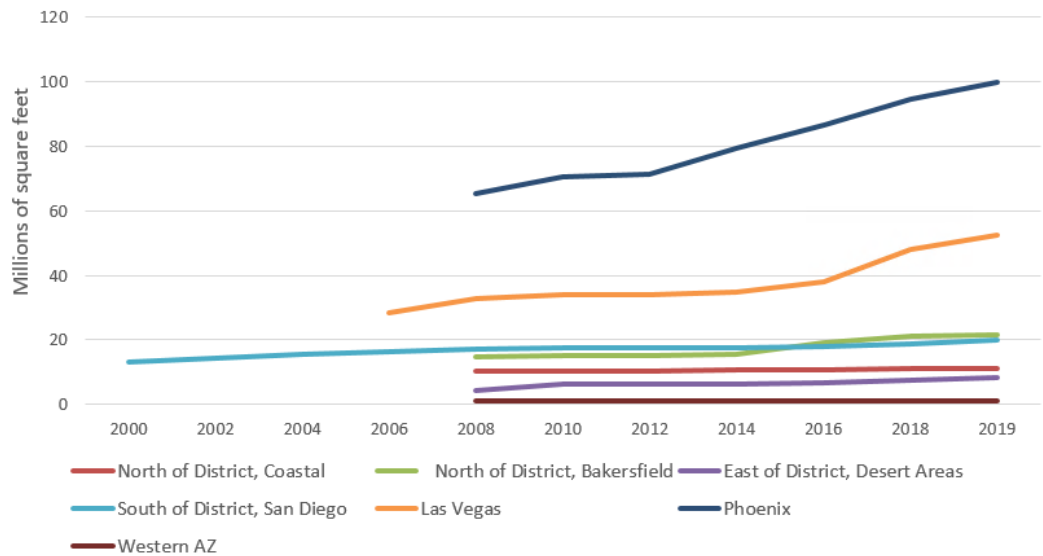
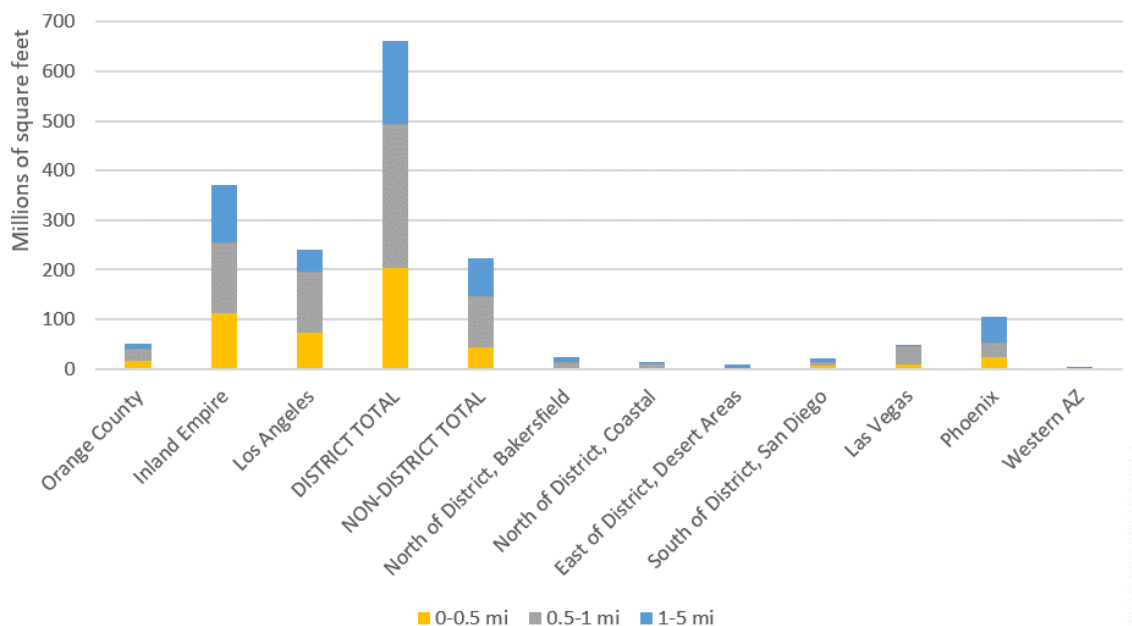


Exhibit 9 shows the square footage of property at different distances from major roads (e.g., 0 to 0.5 miles from a major road). As shown in the exhibit, roughly one-third of warehousing square footage in the South Coast AQMD jurisdiction is located within a half mile of a major road, while the share is closer to one-fifth for the outlying markets. Less than one percent of warehousing real estate is located farther than five miles from a major road.

EXHIBIT 9. SQUARE FOOTAGE OF PROPERTIES BY DISTANCE FROM MAJOR ROAD (MILES) - YEAR 2019



Inventory (Manufacturing Facility Warehouses)

As noted above, manufacturing facilities may include warehousing space in addition to assembly/manufacturing space. To complement the profile of warehousing facilities included in this document, we also examine the scale of relevant manufacturing facilities in the South Coast AQMD jurisdiction using CoStar data.

Assuming an average of 25 percent of a manufacturing facility's floor area is devoted to warehousing, we limit the scope of properties considered to those greater than 400,000 square feet, resulting in 100,000 square feet of warehousing space.¹⁴ Based on the CoStar categorizations of Industrial and Flex (Industrial with some office space) and secondary categorizations of Manufacturing and Light Manufacturing, we identify 49 manufacturing properties in the South Coast AQMD jurisdiction that may have 100,000 square feet or more of warehousing space. The total warehousing space across these facilities is 8.4 million square feet. This represents an additional 1.3 percent increase over the 662 million square feet of warehousing space identified within the South Coast AQMD above.

Because manufacturing facilities require more specialized buildings and equipment, and would likely incur much higher moving costs, we exclude manufacturing facilities from the remainder of this analysis. As we show in our memo estimating potential warehouse relocations due to a possible warehouse ISR for non-manufacturing warehouses,¹⁵ few warehouses are expected to relocate. Thus, we expect manufacturing facilities with warehouses on site to be highly unlikely to relocate due to a possible ISR.

Vacancy Rates (Warehousing Facilities)

We calculate vacancy rates as the percentage of total rentable building area currently vacant and available for lease (Exhibit 10). These rates are sensitive to small samples within some of the defined markets, as evidenced by the high vacancy rates in the Western Arizona and San Diego markets. One out of the two retail fulfillment properties in both Western Arizona and San Diego has availability, resulting in the high rates seen in the table. The non-South Coast AQMD totals for vacancy rates are generally higher than the South Coast AQMD rates.

¹⁴ Manufacturing space takes up an average of 70 percent of floor space in properties classified as manufacturing. The remaining space is taken up by warehousing space and office space (though office space is rarely larger than 10 percent of the total, and often less in larger facilities). For this reason, we select 25 percent as a simplified estimate of total warehousing space within manufacturing facilities. Figures from: Yap, Johansson L., and Rene M. Circ. *Guide to classifying industrial property*. Urban Land Institute, 2003.

¹⁵ Jason Price, Derek Ehrnschwender, and Nick Manderlink, "Results of ISR Warehouse Relocation Analysis", prepared for South Coast AQMD, December 12, 2020.

EXHIBIT 10. VACANCY RATES ACROSS MARKETS AND REAL ESTATE CLASSIFICATION - YEAR 2019

GEOGRAPHIC AREA	GENERAL PURPOSE	GENERAL DISTRIBUTION	RETAIL FULFILLMENT	COLD STORAGE	TOTAL
District Total	4%	5%	5%	1%	4%
Orange County	4%	8%	14%	0%	7%
Inland Empire	5%	6%	5%	2%	5%
Los Angeles	3%	2%	4%	1%	2%
Non-District Total	7%	7%	11%	2%	8%
North of District, Bakersfield	6%	5%	4%	0%	4%
North of District, Coastal	3%	14%	0%*	0%	7%
East of District, Desert Areas	16%	8%	0%*	0%*	7%
South of District, San Diego	6%	7%	38%*	7%	7%
Las Vegas	3%	2%	5%	0%*	3%
Phoenix	9%	9%	15%	5%	11%
Western AZ	0%*	0%	39%*	0%	12%
Total	2%	5%	4%	7%	

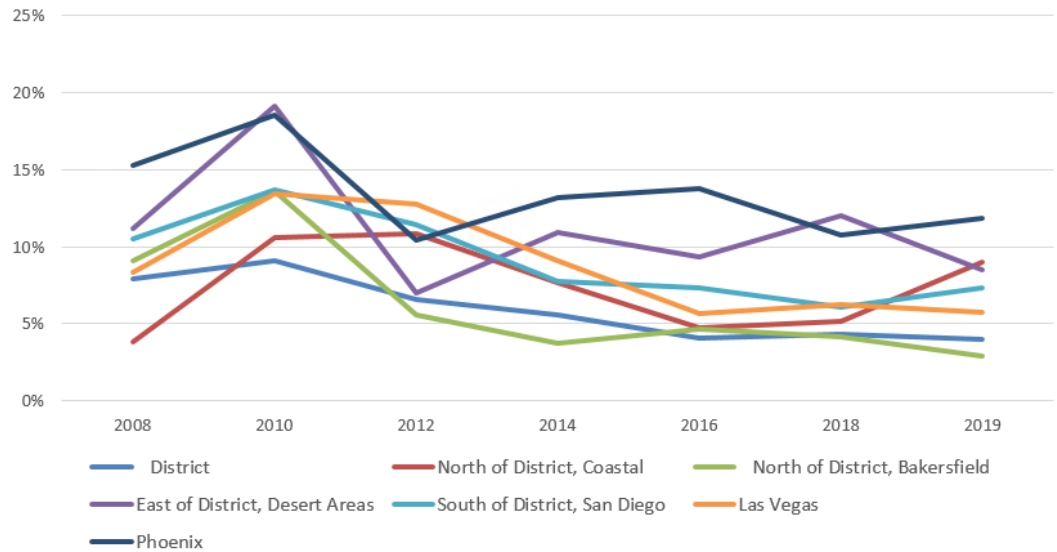
* Categories with fewer than five properties.

In addition to the data presented in Exhibit 10, we examined the difference in vacancy rates for properties closer and farther from major roads, as grouped into three bins: properties within a half mile, a half mile to one mile, and greater than one mile from a major road. Based on this analysis, we did not identify a systematic relationship between vacancy rates and property distance from a major road.¹⁶

Exhibit 11 shows historical vacancy rates across market areas from 2008 to 2019. Because these historical data are from the CoStar Market Analytics™ module, they differ somewhat from the data snapshot in Exhibit 10, which is based on the CoStar Property™ data. Western AZ is excluded from Exhibit 11 due to a small sample of properties. The vacancy rate in the South Coast AQMD jurisdiction is consistently among the lowest throughout the timeframe, while the Phoenix market tends to have the highest vacancy rate.

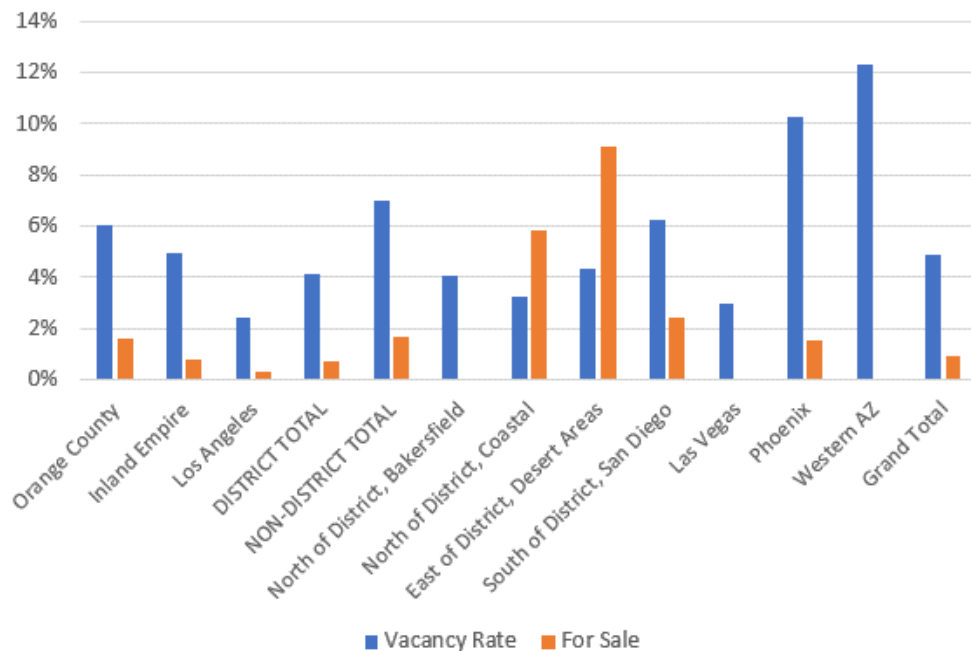
¹⁶ We do note the average vacancy rate for retail fulfillment properties located between one and five miles from a major road is much higher outside the District (25 percent) than in the District (five percent). This difference is driven entirely by properties within the Phoenix market.

EXHIBIT 11. HISTORICAL VACANCY RATES ACROSS MARKETS - 2008-2019.



We also compare vacancy rates with the percentage of property for sale across the markets. To avoid double counting, when a property is both vacant and for sale, we include it only in the for-sale category. Due to this, the vacancy rates shown in Exhibit 12 are slightly lower than those listed in Exhibit 10. For the most part, the share of property area listed for rent exceeds the percentage for sale, with the exception of the East of District, Desert Areas and North of District, Coastal markets.

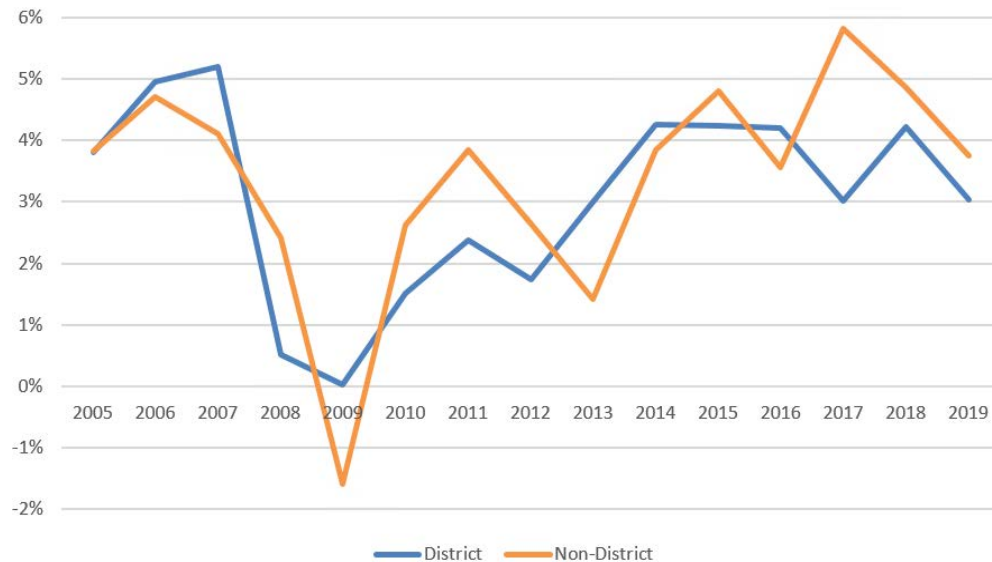
EXHIBIT 12. VACANCY AND FOR SALE RATES ACROSS MARKETS - YEAR 2019



Net Absorption

To provide insights on the direction of each market, we also examine net absorption for warehouse space, defined as the total amount of space tenants moved into in a given time period less the amount of space tenants vacated during the same time period. Exhibit 13 shows annual net absorption as a share of total capacity has been positive and, for the most part, growing in both the South Coast AQMD jurisdiction and outlying markets since 2010.¹⁷ Annual net absorption values in square feet are presented in Exhibit 14 for 2000 through 2019 for each market area. The non-District total line represents the sum of all outlying market net absorption, both positive and negative.

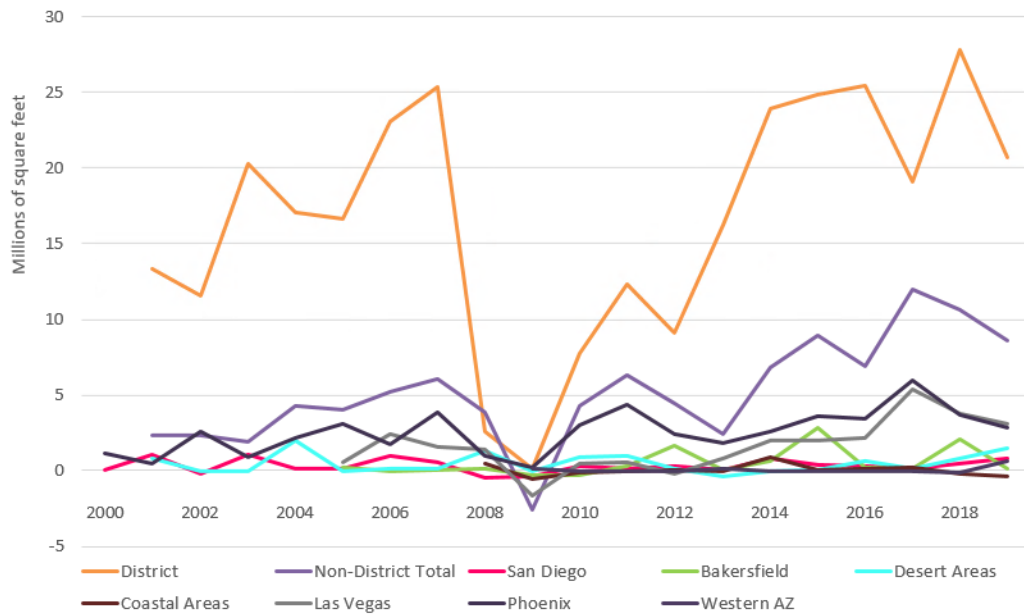
EXHIBIT 13. NET ABSORPTION AS A PERCENT OF OVERALL CAPACITY - 2010-PRESENT



Note: Due to data limitations, the Non-District total does not include net absorption totals for the Coastal Areas and Western AZ markets prior to 2007 and 2008, respectively.

¹⁷ The net absorption and historical rents (Exhibit 17) analyses rely on the same outputs from the CoStar Market Analytics™ module. While the historical rents analysis relies on slightly revised market areas (defined in that section) due to incomplete data, the net absorption analysis uses the same market area geographies as defined in Exhibit 1-A and used elsewhere in this memo.

EXHIBIT 14. ANNUAL NET ABSORPTION ACROSS MARKETS - 2000-2019



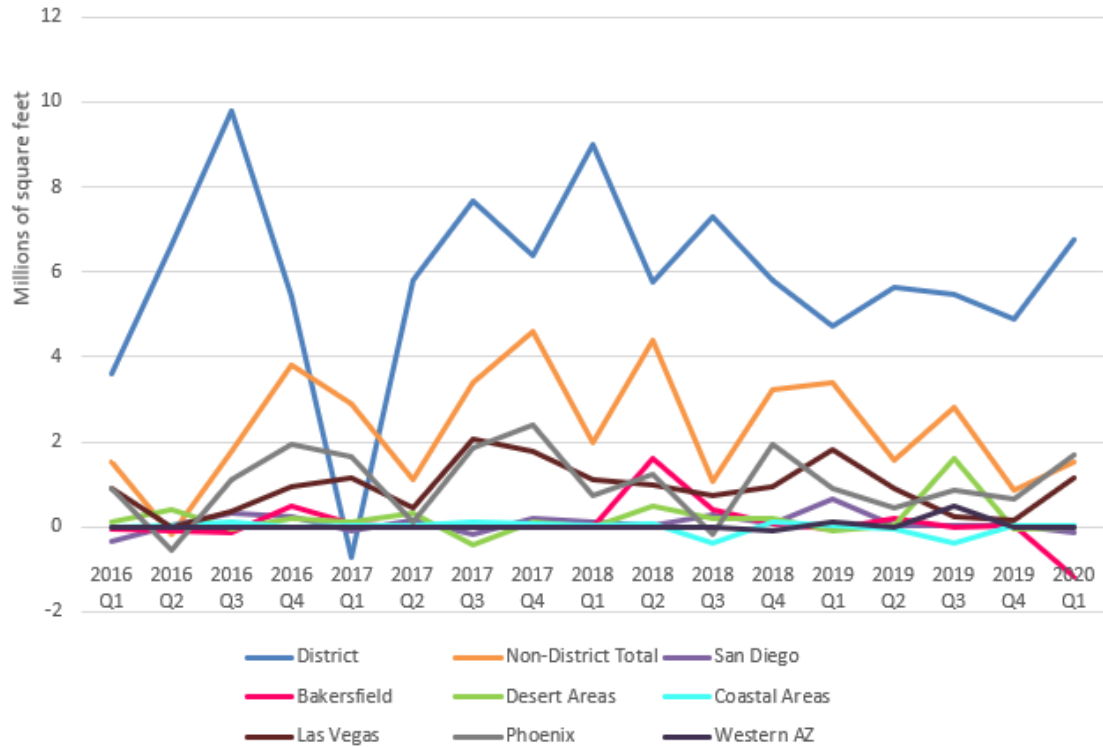
Note: Due to data limitations, not all market areas have net absorption data extending back to 2000.

Based on the data shown in Exhibit 14, the South Coast AQMD, Phoenix and Las Vegas markets have steadily increased total occupied space year over year since 2009. The other outlying markets have less obvious growth patterns, with annual net absorption hovering around zero. At two points, in 2012 and 2017, growth in net absorption in the South Coast AQMD jurisdiction slowed relative to the prior years. Reduced net absorption growth in 2017 in the South Coast AQMD jurisdiction, however, is offset with an increase in non-District growth, particularly in the Phoenix and Las Vegas markets. This provides suggestive evidence that warehousing activity may shift between the South Coast AQMD jurisdiction and these outlying areas.

Exhibit 15 examines this activity from 2016 to the present in quarterly timesteps. Time periods such as Q4 2016, Q1 2017, Q4 2017, Q2 2018, and Q1 2019 indicate dips in the growth of South Coast AQMD tenant occupancy directly coincide with increases in the Phoenix and Las Vegas markets' net absorption. Conversely, growth in net absorption in the South Coast AQMD jurisdiction in Q2 2016, Q2 2017, Q1 2018, Q3 2018, and Q2 2019 align with reduced growth in the non-District markets.

For the most part, non-District growth appears to be focused in the Phoenix and Las Vegas markets, though in some instances Bakersfield (Q2 2018) and Desert Areas (Q3 2019) see spikes in net absorption coinciding with declines in net absorption the South Coast AQMD jurisdiction. In recent years, the quarterly data indicate all markets do not see simultaneous increases or decreases in growth of tenant absorption. Tenant absorption instead appears to shift, a finding not captured as clearly in the annual data in Exhibit 14. Whether this reflects actual competition between markets or other factors, such as differences in the typical leasing calendar across geographies, is unclear.

EXHIBIT 15. RECENT QUARTERLY NET ABSORPTION ACROSS MARKETS, 2016-PRESENT



Pricing

Our assessment of the pricing for warehousing space in the South Coast AQMD jurisdiction and outlying areas considered both monthly rental prices and sale prices, focusing on properties with a building area of at least 100,000 square feet. For rental prices in each area, we calculated the average monthly triple net rent values for the advertised rent per square foot as reported in the CoStar data.¹⁸ The data has available rents for 212 properties, or six percent of the total 3,613 warehousing properties greater than 100,000 square feet and fitting the other criteria for the sample of properties.

We used values reported in the CoStar data to calculate the average sale price per square foot. We limited our scope to sales that occurred from 2017 to the present to avoid underestimating this value due to appreciation in property values over time. We dropped the lowest and highest five percent of sales prices that occurred within this timeframe to avoid outliers due to coding errors or sales intentionally below market value (e.g., transfers of property between members of the same family). This resulted in a sales data sample of 338 properties, or nine percent of the total 3,613 warehousing properties greater than 100,000 square feet and fitting the other criteria for the sample of properties. Exhibit 16-A tabulates the rental and sale price per square foot across markets. Exhibit 16-B illustrates the differences in monthly rent across market area.

At an average of \$0.88 per square foot per month, the South Coast AQMD market overall has a higher rental price per square foot than its neighboring markets, with the exception

¹⁸ CoStar reports triple net rent values, which exclude property taxes, building maintenance, and insurance premiums. On a triple net lease, these expenses are typically paid by the tenant in addition to rent.

of San Diego. This is driven by high prices in the Orange County and Los Angeles sub-markets, as rent in the Inland Empire is lower than in the other South Coast AQMD sub-markets. The Desert Areas and Coastal Santa Barbara, Ventura and San Luis Obispo (North of District, Coastal) follow closely behind the District average. Western Arizona, Bakersfield, and Phoenix have the lowest prices of \$0.44 and below.¹⁹

Sale prices follow a similar trend to rental prices, with higher prices in urban areas. The non-District average is much lower than the South Coast AQMD value, which is more than three times higher at \$1,087 per square foot.

EXHIBIT 16-A. MONTHLY RENT AND SALE PRICES ACROSS MARKETS FOR WAREHOUSES WITH BUILDING AREA OF AT LEAST 100,000 SQUARE FEET - YEAR 2019

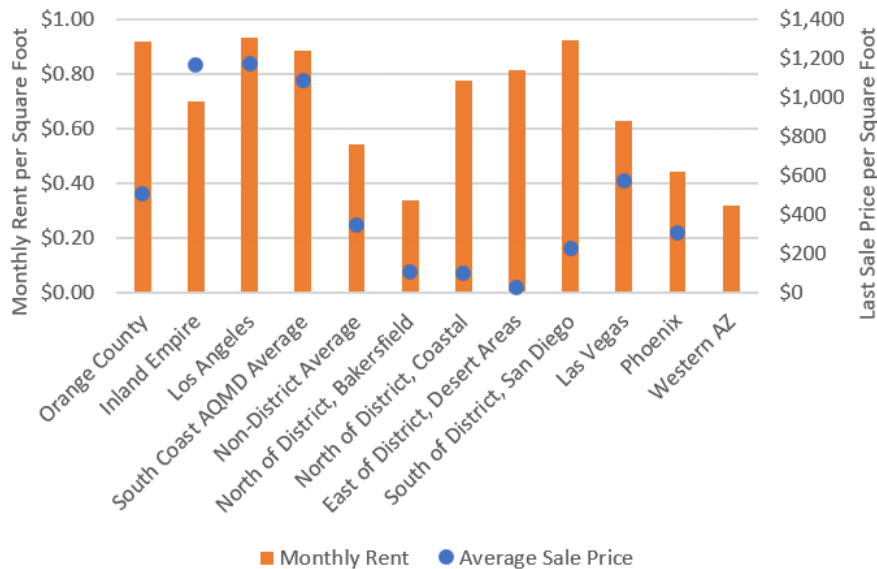
MARKET	AVERAGE RENTAL PRICE PER SQUARE FOOT	AVERAGE SALE PRICE PER SQUARE FOOT
South Coast AQMD Average	\$0.88	\$1,087
Orange County	\$0.92	\$503
Inland Empire	\$0.70	\$1,164
Los Angeles	\$0.93	\$1,173
Non-District Average	\$0.58	\$344
North of District, Coastal	\$0.78	\$100
North of District, Bakersfield^	\$0.34	\$105
East of District, Desert Areas*^	\$0.81	\$27
South of District, San Diego	\$0.92	\$225
Las Vegas	\$0.63	\$574
Phoenix	\$0.44	\$307
Western AZ*^	\$0.32	No Data
Grand Average	\$0.71	\$815

*Denotes fewer than five properties with available sales data.

^Denotes fewer than five properties with available rent data.

¹⁹ Small sample size is an issue in calculating average rent and sale price by market area. The average rents for the North of District, Bakersfield, East of District, Desert Areas, and Western AZ markets all rely on five or fewer properties in the calculation of these values. For average sale price, East of District, Desert Areas has fewer than five properties with data, while the Western AZ has no data. Focusing on the Non-District Average values in Exhibit 16 avoids this issue.

EXHIBIT 16-B. MONTHLY RENT AND SALE PRICES ACROSS MARKETS FOR WAREHOUSES WITH BUILDING AREA OF AT LEAST 100,000 SQUARE FEET - YEAR 2019



We also examined recent historical rents across the geographic markets. In order to examine these prices, we relied on data from the CoStar Analytics™ module’s quarterly reporting filtered for Industrial properties greater than 100,000 square feet. The markets defined in this tool differ slightly from those we define for the purposes of this analysis, in that they at times follow county lines while ours account for South Coast AQMD’s more idiosyncratic jurisdictional boundaries. Additionally, for some areas data are not available in this module. We describe below the resulting altered markets and any methods we used to reconcile the differences with the markets used in Exhibit 16 and elsewhere in this memo.

- **North of District, Bakersfield:** Data is not available for the portion of Los Angeles County located outside of the District. We use historical rent data for Kern County, which accounts for 84.0 percent of the current existing square footage considered in this analysis.
- **East of District, Desert Areas:** Data is available at the county level for both Imperial County and the non-District portions of Riverside and San Bernardino Counties. We calculate weighted average historical rents by applying the current share of property square footage for Imperial County (19.3 percent) and the non-District portions of Riverside and San Bernardino counties (80.7 percent).
- **North of District, Coastal:** The historical rent we estimate for this area is the weighted average of rents for San Luis Obispo and Santa Barbara counties. CoStar Analytics™ data are not available for Ventura County. Taken together, San Luis Obispo and Santa Barbara counties account for just 20.5 percent of the total relevant square footage in the North of District, Coastal market considered elsewhere in this document.
- **South of District, San Diego; Las Vegas; and Phoenix:** These markets, following county lines and with available data, are unchanged from those considered elsewhere in this document.

- **Western AZ:** Of the four counties included in the Western Arizona area examined elsewhere in this document, Yuma County, which contains 52.9 percent of the relevant properties considered in this market, is the only county for which historical rent data are available.

The pricing information in Exhibit 16 above reflects the 2019 snapshot of CoStar's property-level data filtered according to the criteria described earlier in this document.

Because CoStar's historical data does not allow for filtering by secondary type, the historical rent data for all properties are classified as Industrial (i.e., not only those with secondary categorizations of Distribution, Light Distribution, Refrigeration/Cold Storage, Truck Terminal, or Warehouse). Additionally, historical rent data is restricted to properties greater than 100,00 square feet. This difference results in discrepancies relative to the 2019 pricing information gathered from the property data.

Exhibit 17 shows the average monthly triple net rent price for each of the adapted markets described above at the end of the stated year. Following a dip in rents related to the 2008 financial crisis, we see prices steadily rise across markets, in most cases beginning in 2012. Similar to what we see above in the property data snapshot, prices are highest in California's coastal markets. Inland urban and rural markets form a second pricing tier significantly lower than the coastal markets.

EXHIBIT 17. RECENT HISTORICAL MONTHLY RENT PRICES ACROSS MARKETS - 2000-2019 (RENTAL PRICE PER SQUARE FOOT, 2019\$²⁰)

MARKET	2000	2002	2004	2006	2008	2010	2012	2014	2016	2018	2019
South Coast AQMD Jurisdiction	\$0.55	\$0.55	\$0.55	\$0.56	\$0.57	\$0.45	\$0.49	\$0.56	\$0.59	\$0.68	\$0.80
North of District, Coastal Areas					\$0.71	\$0.60	\$0.55	\$0.52	\$0.46	\$0.63	\$0.63
North of District, Bakersfield					\$0.38	\$0.28	\$0.28	\$0.33	\$0.35	\$0.43	\$0.45
East of District, Desert Areas						\$0.51	\$0.30	\$0.31	\$0.35	\$0.39	\$0.36
South of District, San Diego	\$0.79	\$0.74	\$0.81	\$0.84	\$0.84	\$0.68	\$0.70	\$0.67	\$0.76	\$0.87	\$0.92
Las Vegas				\$0.57	\$0.73	\$0.51	\$0.47	\$0.48	\$0.54	\$0.50	\$0.57
Phoenix					\$0.51	\$0.41	\$0.39	\$0.40	\$0.44	\$0.45	
Western AZ					\$0.55	\$0.43	\$0.25	\$0.34	\$0.39	\$0.37	\$0.35

Note:

- Due to data limitations, historical rents are not reported for some market areas.
- Historical values are adjusted to 2019 dollars. See footnote 14 for indexing information.

Parcels

In order to capture the potential for future warehouse development, we assessed land parcels in the CoStar data tagged with CoStar's Industrial categorization. We limited our search to parcels located less than two miles from a major road and organized the parcels according to the classes in Exhibit 4 based on area, assuming a land parcel will be at a minimum twice as large in area as the building's square footage.²¹ The resulting parcel size categories are 200,000 to 400,000 square feet, 400,000 to one million square feet, and parcels greater than one million square feet. We also examined the feasibility of grouping parcels according to their access or proximity to electric and water infrastructure, but such information was not available from CoStar or other data sources we consulted.

²⁰ We use annual gross domestic product implicit price deflators to inflate prices to the current dollar year (2019). These values were obtained from the Federal Reserve Bank of St. Louis Economic Research Division (FRED) and are indexed to 2012 (2012 = 100.00). The values are as follow: 2000=78.08, 2002=81.05, 2004=84.78, 2006=90.07, 2008=94.29, 2010=96.11, 2012=100.00, 2014=103.64, 2016=105.80, 2018=110.42, 2019=112.35.

²¹ We arrive at this assumption from calculating the average ratio of rentable building area to land area for both District and non-District markets. For District properties this ratio was much higher, at 0.54, relative to 0.42 for non-District properties. We use a broader population of buildings to calculate this ratio than those included in this analysis.

Exhibits 18 and 19 show the number of properties and estimated building square footage that could be constructed for each of the parcel categories specified in the previous paragraph across the various markets. To estimate building square footage, we applied the average ratios of building area to land area in the South Coast AQMD and non-District markets, 0.54 and 0.42 respectively. Multiplying these values by parcel land area gave an estimate of potential building area. Exhibit 18 shows the number of parcels available while Exhibit 19 shows the square footage of parcels available.

EXHIBIT 18. NUMBER OF PROPERTIES ZONED FOR INDUSTRIAL DEVELOPMENT - YEAR 2019

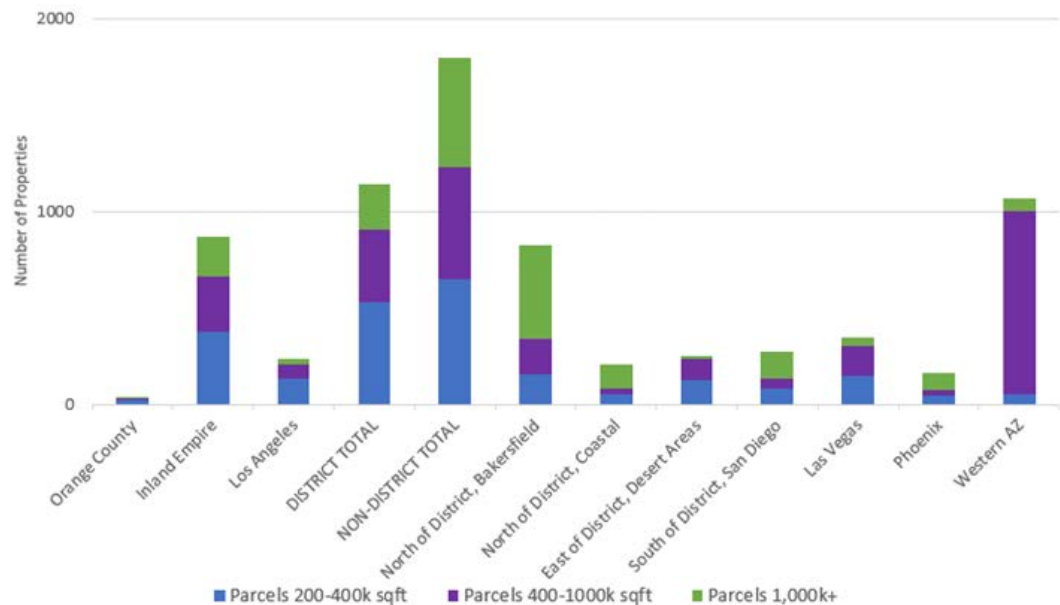


EXHIBIT 19. SQUARE FOOTAGE OF PROPERTIES PROPOSED, UNDER CONSTRUCTION, AND POTENTIAL BUILDING AREA OF PROPERTIES ZONED FOR INDUSTRIAL DEVELOPMENT - YEAR 2019

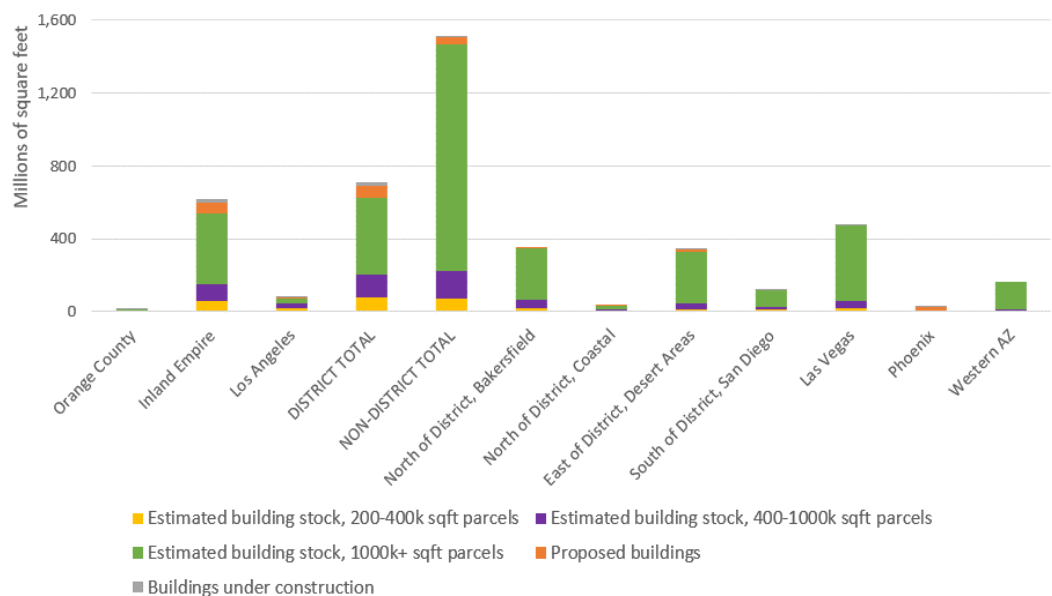


Exhibit 18 reveals a variety of property sizes spread across the various markets, while Exhibit 19 shows most of the total land area located in properties over one million square feet. Eventual parcel development could involve subdividing parcels or developing multiple smaller warehouse facilities on one larger parcel.

MARKET TRENDS

In this section we use current property data as well as the forecast data included with CoStar Analytics™ to identify both medium- and long-term estimates of available capacity for warehousing operations. The long-term forecast estimates capacity additions and additional remaining development potential through 2028. The medium-term forecast considers capacity availability either available now or likely available within the next five years (assuming a five-year window for project approvals and construction). These estimates allow us to compare the projected capacity available in the non-South Coast AQMD areas to existing and projected inventory inside the South Coast AQMD jurisdiction. These forecasts are not available by individual warehouse type, as CoStar's forecast data do not differentiate between differently sized properties.

Medium-term capacity forecast

To generate a medium-term capacity forecast, we examine current vacant capacity and new capacity proposed or currently under construction. Exhibit 20 shows that most of the medium-term capacity available in the South Coast AQMD is in the Inland Empire, while most of the non-South Coast AQMD medium-term capacity is in the Phoenix; East of District, Desert Areas; Las Vegas; and North of District, Bakersfield markets.

EXHIBIT 20. CURRENT VACANCIES, CAPACITY UNDER CONSTRUCTION AND PROPOSED CAPACITY - YEAR 2019

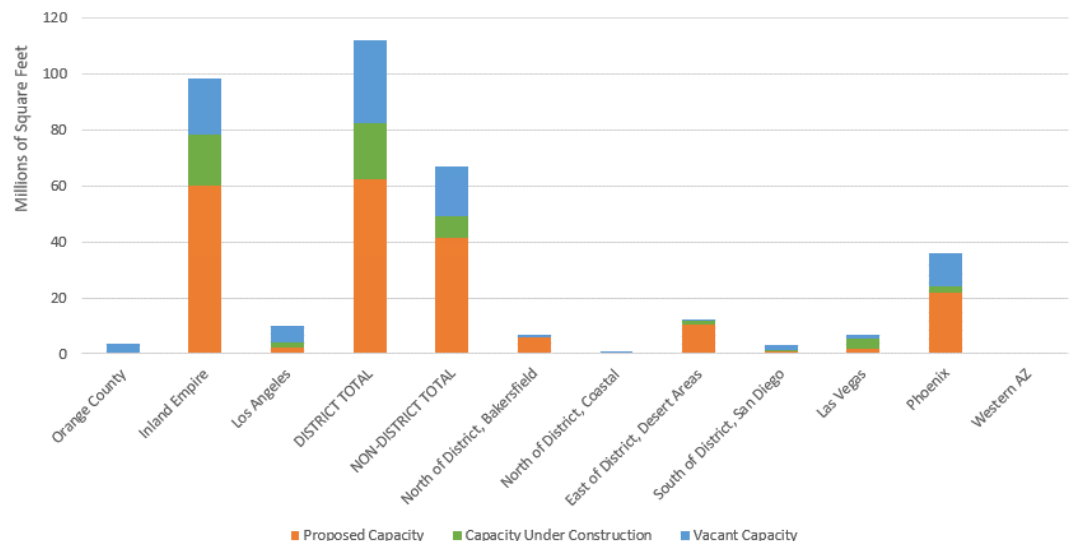
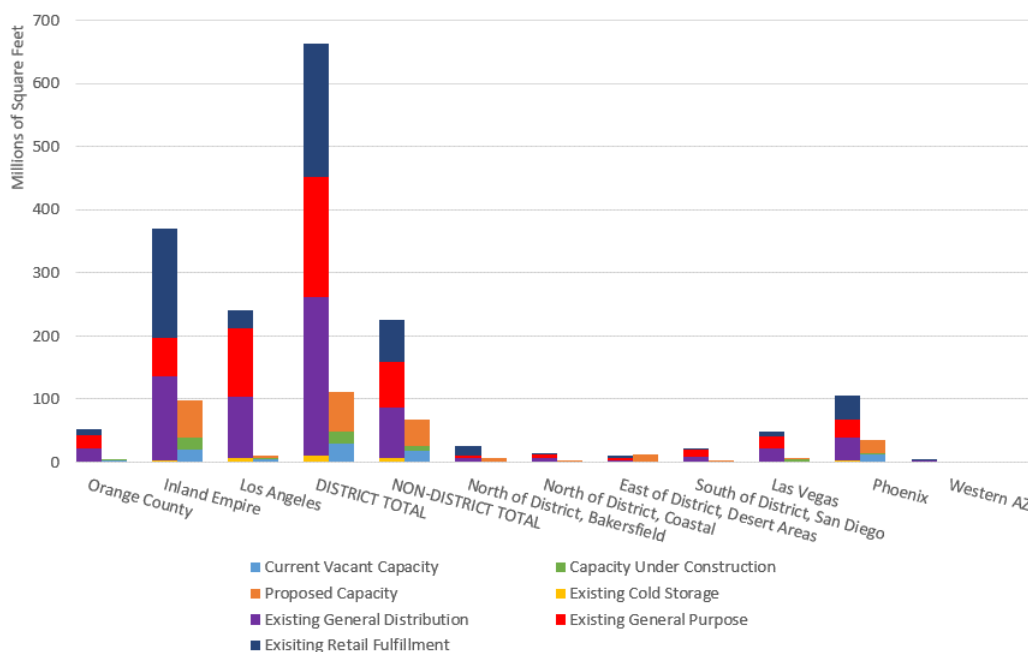


Exhibit 21 compares the medium-term forecast introduced in Exhibit 20 to existing warehousing real estate capacity. As shown in the exhibit, current vacancies, new property under construction, and proposed construction are fairly limited relative to the current warehouse stock. The non-South Coast AQMD total of approximately 67 million square feet is only 10.1 percent of the size of the current District capacity: 662 million

square feet. This indicates that in the medium term, the outlying real estate markets have the potential to absorb only a small piece of current South Coast AQMD warehousing operations.

EXHIBIT 21. COMPARISON OF MEDIUM-TERM AVAILABILITY FORECAST WITH CURRENT 2019 INVENTORY



Long-term capacity forecast

For a long-term forecast of available warehousing space, we identify two key metrics: expected developments and projected “slack” capacity. Expected developments are those projected under the CoStar real estate forecast associated with CoStar’s Base Case economic scenario. The base case forecast reflects Moody’s Analytics “Baseline” Scenario from July 2018, which assumes a conservative average 1.2 million job additions per year. The forecast applies the future economic estimates to the real estate market, which we limit to properties classified by CoStar as Industrial and falling under the Logistics secondary category.²²

As with the information on historical rents, the CoStar forecasts of expected developments are, in many cases, based on different geographic markets than those we define above. Though CoStar’s forecast areas are based on county boundaries, they do not always align with our market areas. This is largely due to the irregular boundary of the South Coast AQMD region. We reconcile these differences through the following methods,²³ which differ across our markets:

²² CoStar’s secondary classifications in their forecast tools are different than those used in the normal property data. It is not possible to narrow down to Warehouse, Refrigeration/Cold Storage, etc.

²³ Note that these methods are similar to those described for Exhibit 17 and the associated discussion on historical rents.

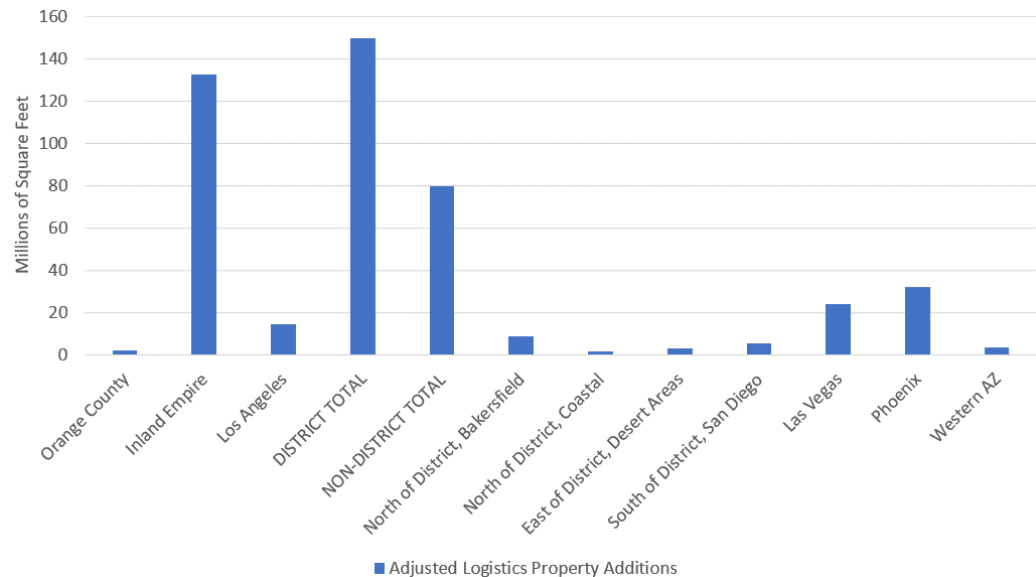
- ***District Markets:*** The CoStar forecast includes projections for all of Los Angeles County and the Inland Empire (i.e., all of Riverside and San Bernardino counties). We use the current snapshot of the relevant property data to determine the share of projected developments in Los Angeles, Riverside and San Bernardino counties located within and outside of the South Coast AQMD jurisdiction. We multiply those percentages by CoStar's estimated growth in properties for each of those counties, then sum the relevant portions within the South Coast AQMD jurisdiction to obtain the total for each of the Los Angeles and Inland Empire markets' projected developments. As mentioned below, Orange County's projections did not need any additional modifications.
- ***North of District, Bakersfield:*** This area includes the non-District portion of Los Angeles County as well as all of Kern County. Building on the approach described above for the South Coast AQMD markets, we use the remaining share of projected capacity growth in the Los Angeles County market added to the projection for Kern County.
- ***East of District, Desert Areas:*** This area includes the non-South Coast AQMD portions of Riverside and San Bernardino counties as well as Imperial County. Building on the approach described above, we use the remaining share of projected capacity growth in Riverside and San Bernardino counties not included in the South Coast AQMD jurisdiction. The CoStar projections, however, do not include data for Imperial County. In the absence of such data, we apply the forecasted ten-year growth rate for Riverside and San Bernardino counties to the existing stock in Imperial County, then sum the properties in the three counties to obtain an estimate for the whole East of District, Desert Areas market.
- ***North of District, Coastal:*** CoStar's forecast includes data for San Luis Obispo and Santa Barbara counties, but not Ventura County. We apply the average growth rate across the included two counties to Ventura County's current capacity, then sum across all three counties to obtain an estimate for the whole Coastal market.
- ***Western Arizona:*** Data are available only for Yuma County, but CoStar forecasts zero developments over the 2018-2028 time period in the base case scenario. We apply this growth rate of zero percent to Yavapai, La Paz, and Mohave counties, expecting no growth in capacity in the next ten years.
- The remaining markets (Orange County, San Diego, Las Vegas, Phoenix) all use the same forecast markets as our analysis, so no reconciliation is necessary.

Based on this spatial reconciliation between the CoStar forecasts and the market areas we defined for this analysis, Exhibit 22 shows expected warehousing real estate capacity developments. Because these forecasts do not distinguish between properties of different sizes, we multiply the values by the proportion of property stock greater than 100,000 square feet to estimate the share of developments relevant to warehouses considered in this analysis.²⁴ Developments in the South Coast AQMD market exceed those elsewhere,

²⁴ This ratio is 0.67 for the South Coast AQMD and 0.58 for the non-South Coast AQMD market areas, calculated as the share of warehousing square footage associated with properties greater than 100,000 square feet. This ratio is based on the scope

while the vast majority of non-South Coast AQMD developments are expected in the Phoenix and Las Vegas markets.

EXHIBIT 22. EXPECTED INDUSTRIAL-LOGISTICS DEVELOPMENTS, 2019-2028



Projected slack capacity reflects parcels available for development (as measured at present) as well as projected vacancies. However, because at least a portion of projected vacancies may be on parcels developed in the next several years, summing parcels available with vacancies would lead to overestimation of the total capacity available. To account for this we net out expected developments from the estimated parcels available. Based on this adjustment, we specify projected slack capacity as follows:²⁵

$$S = [(P_i - F) * C_{iw}] + V$$

Where S is slack capacity (square feet);

P_i is the total area of land parcels currently available for industrial development (square feet);

F is the land area required to meet forecasted development of industrial land parcels (square feet);

of all properties we have access to via the CoStar database, which is limited to properties greater than 25,000 square feet. The forecasted property additions are with respect to all property sizes, but we expect the share attributable to properties smaller than 25,000 square feet to be small.

²⁵ This specification of slack capacity is similar but not identical to the long-term measure in the statement of work (SOW), which defines capacity as projected vacancies plus land available for the construction of warehousing facilities. For the reasons described here, the measure in the SOW likely overstates capacity because it does not account for the fact that some projected vacancies may be new construction on parcels now available for construction.

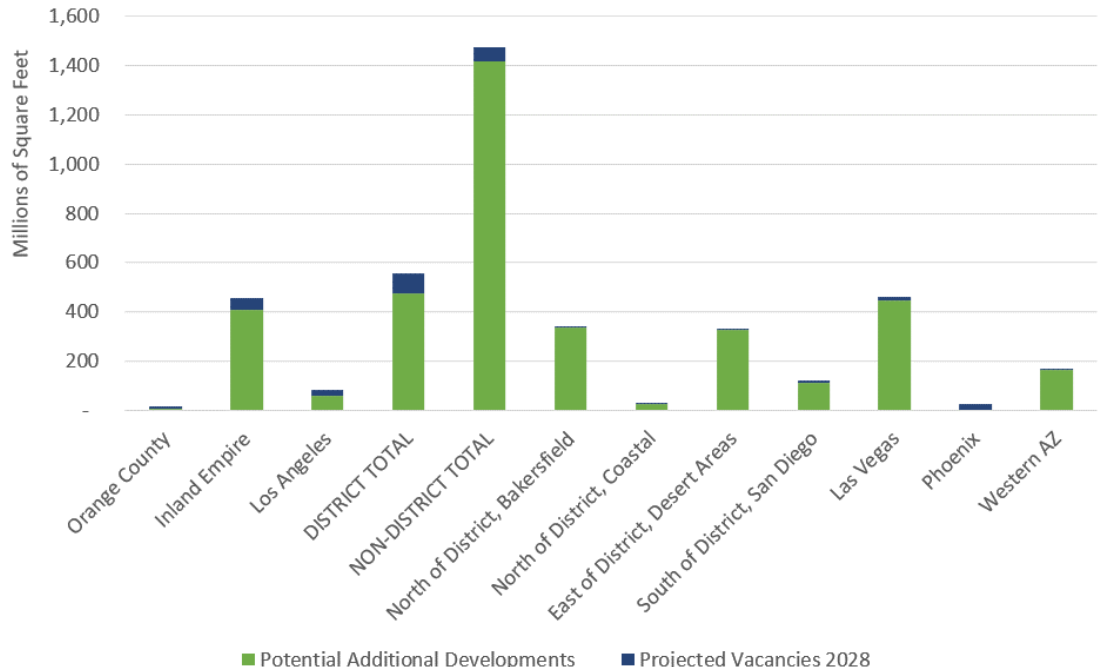
C_{iw} is the building area to land area ratio, as specified above (0.54 for properties in the South Coast AQMD jurisdiction, and 0.42 for non-District properties); and V is projected vacancies (square feet).

This equation, in effect, specifies slack capacity as the parcels expected to be undeveloped without an ISR plus projected vacancies. In applying this equation, we restrict again our search of available vacant land parcels to those larger than 200,000 square feet and those located less than two miles from a major road.

Exhibit 23 shows projected slack capacity, which we calculate following the same reconciliation of the markets' differing geography as above. Projected slack capacity, which may be interpreted as projected vacancies plus potential additional developments not currently forecasted, is approximately three times larger in the non-South Coast AQMD markets than in the South Coast AQMD market. Slack capacity in the South Coast AQMD market, however, is higher than in any single non-District market.

While the projected developments shown in Exhibit 22 reflect additions to total capacity, we expect most of this capacity to be filled in accordance with the base case economic scenario. For this reason, the estimates of slack capacity shown in Exhibit 23 are a more appropriate measure of the capacity available or developable over the next ten years than the projected developments shown in Exhibit 22.

EXHIBIT 23. ESTIMATED SQUARE FOOTAGE OF PROJECTED SLACK CAPACITY, 2028



Similar to Exhibit 21's comparison of the medium-term forecast of capacity additions with existing capacity, Exhibits 24 and 25 compare the long-term forecast's metrics with current capacity.

Forecasted developments in the non-South Coast AQMD markets represent approximately one-eighth of current South Coast AQMD capacity, while forecasted developments within the South Coast AQMD jurisdiction are expected to be almost twice as large over the same ten-year time period. Non-South Coast AQMD slack capacity, on the other hand, is over twice as large than current South Coast AQMD capacity. The Las Vegas and Western AZ markets combined have enough slack capacity to theoretically absorb approximately all current warehousing operations in the South Coast AQMD jurisdiction, while the much closer East of District, Desert Areas and North of District, Bakersfield markets each have slack capacity larger than one-half of current warehousing capacity in the South Coast AQMD jurisdiction.

Because mass departures from the South Coast AQMD jurisdiction's warehousing capacity would inevitably drive down prices, we do not expect a largescale development of slack capacity to absorb all warehousing operations in the South Coast AQMD market. It is also unrealistic that all slack capacity would be developed specifically for warehousing capacity, as the Industrial property classification also includes other types of potential developments.

Overall, the comparisons in Exhibits 24 and 25 show projected developments alone would be insufficient to absorb a large portion of the warehouse space in the South Coast AQMD jurisdiction and any mass relocation would require significant warehouse development on currently vacant parcels. In addition, many vacant land parcels available for development may also need utility infrastructure improvements.

EXHIBIT 24. COMPARISON OF EXPECTED DEVELOPMENTS THROUGH 2028 WITH CURRENT INVENTORY

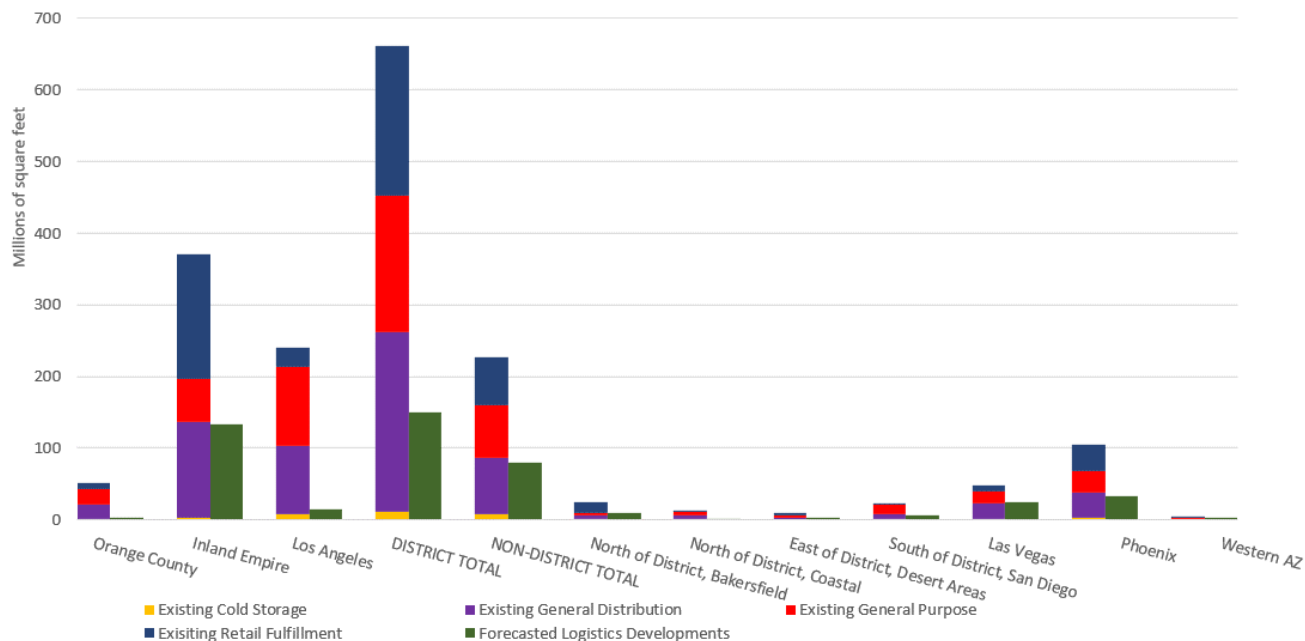
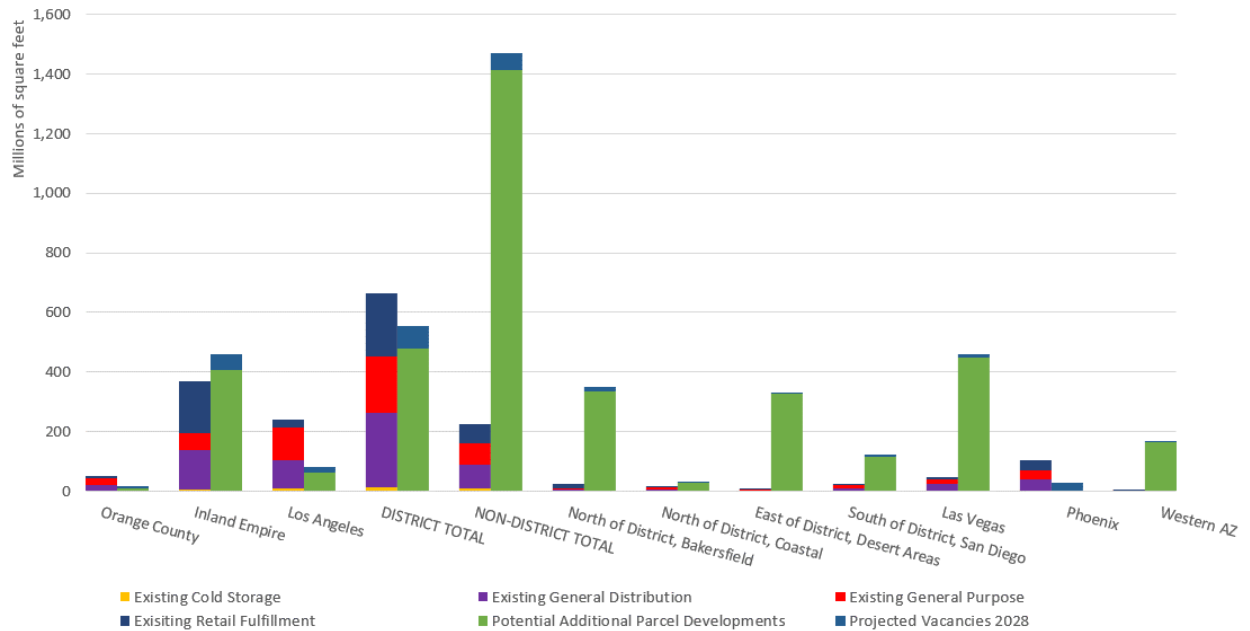


EXHIBIT 25. COMPARISON OF ESTIMATED SLACK CAPACITY IN 2028 WITH CURRENT INVENTORY



CONCLUSIONS

The analysis presented above provides several important insights related to the warehousing real estate markets in the South Coast AQMD jurisdiction and neighboring areas. Focusing on the potential for warehousing operations in the South Coast AQMD jurisdiction to relocate to neighboring areas, the main conclusions we draw from this analysis include the following:

- The market for warehousing within the South Coast AQMD jurisdiction is significantly larger than any of the surrounding market areas considered in this analysis. The South Coast AQMD jurisdiction currently has nearly three times as much warehousing capacity as the outlying markets, with 662 million square feet in the South Coast AQMD jurisdiction versus 226 million square feet across all outlying markets combined. In the last ten years, warehousing capacity additions within the South Coast AQMD jurisdiction are over two times the size of additions in all surrounding market areas combined.
- The outsized demand for warehousing capacity within the South Coast AQMD jurisdiction is despite significantly higher property prices. Rental prices per square foot are on average 34 percent lower in the non-South Coast AQMD markets than within the South Coast AQMD jurisdiction. Of the outlying markets, prices are highest in urban areas and lower outside of California.
- Annual net absorption tends to be much larger within the South Coast AQMD jurisdiction than the surrounding market areas, though the rates are similar when adjusted based on the share of total warehousing capacity. Based on the comparison of net absorption across markets, it appears changes in the growth in warehousing in the South Coast AQMD jurisdiction coincides with changes to growth in the opposite direction in the outlying markets. On at least one occasion,

the Phoenix and Las Vegas markets appear to have absorbed more warehousing growth when growth in the sector declined in the South Coast AQMD jurisdiction. This could suggest a willingness on the part of new or relocating warehouse operators to choose outlying areas over the South Coast AQMD jurisdiction, despite the locational advantages of the latter. We note, however, that the decline in net absorption in the South Coast AQMD jurisdiction (in 2017) may coincide with the increase in the Phoenix and Las Vegas markets due to several factors that we were unable to account for in this analysis (e.g., differential growth rates in state or city economies).

- Because the total warehousing capacity in the South Coast AQMD jurisdiction so exceeds available capacity in the surrounding market areas, additional developments would be necessary to absorb a significant amount of potential warehouse relocations from the South Coast AQMD. With the exception of the North of District, Coastal and Phoenix markets, the potential for significant warehousing capacity developments from vacant land parcels exists in the South Coast AQMD jurisdiction and outlying markets. The non-South Coast AQMD total for estimated potential capacity on undeveloped parcels is more than two times the amount in the South Coast AQMD jurisdiction, at over 1,500 million square feet.
- Focusing on our metric of medium-term capacity, current vacancies and near-term capacity additions are more than 25 percent larger in the South Coast AQMD jurisdiction than in outlying markets. The vast majority of non-South Coast AQMD near-term capacity is located in the Phoenix and Desert Areas markets. Total non-South Coast AQMD medium-term capacity developments represent less than 15 percent of current capacity in the South Coast AQMD jurisdiction.
- With respect to long-term capacity, forecasted capacity additions in the next ten years are around 150 million square feet in the South Coast AQMD jurisdiction and 80 million square feet across outlying markets. While total forecasted capacity additions are highest in the South Coast AQMD jurisdiction, the ten-year forecasted growth rate is higher outside of the South Coast AQMD jurisdiction. The potential for additional development and absorption, or “slack capacity,” is over twice as large in the non-District markets as current capacity in the South Coast AQMD jurisdiction. Thus, in the long term, any significant shifts in warehousing operations from the South Coast AQMD jurisdiction to outlying areas will require much greater warehouse development than is currently expected.

ATTACHMENT 3

TECHNICAL MEMORANDUM ON TRUCK FLEETS THAT SERVE WAREHOUSES IN SCAQMD JURISDICTION



MEMORANDUM | 12 DECEMBER 2020

TO Ian MacMillan, Paul Stroik, Shah Dabirian, and Victor Juan, South Coast Air Quality Management District (SCAQMD)

CC Jason Price, Industrial Economics (IEc)

FROM Jasna Tomic and Kelly Leathers, CALSTART

SUBJECT Technical Memorandum on Truck Fleets that Serve Warehouses in South Coast AQMD Jurisdiction

INTRODUCTION This memorandum is in support of the South Coast Air Quality Management District (South Coast AQMD) staff's development of a potential indirect source rule (ISR) to reduce mobile source emissions related to the operation of logistics and warehousing facilities in the South Coast AQMD's four-county jurisdiction (Los Angeles, Orange, Riverside, and San Bernardino counties, as shown in Exhibit 1).¹ The purpose of this document is to develop a better understanding of the fleets that serve the logistics and warehousing sector in the South Coast AQMD jurisdiction.

In the first part of this document we review the characteristics of fleets serving the Ports of Los Angeles and Long Beach, the four counties that make up the South Coast AQMD jurisdiction, and the broader ten-county Southern California region. The second portion of this document provides insights on fleet characteristics and operations, as obtained from CALSTART interviews with industry stakeholders.

EXHIBIT 1: SOUTH COAST AQMD JURISDICTION



¹ The South Coast AQMD jurisdiction is comprised of all of Orange County and parts of Los Angeles, Riverside, and San Bernardino Counties. The area is presented in Figure 1.

TRUCK FLEET CHARACTERISTICS

In this section, we present summary data on the characteristics of fleets potentially affected by the ISR. We conduct this analysis for three categories of fleets at different spatial levels. We first examine fleets with access to the Ports of Los Angeles and Long Beach. We then expand the coverage of our assessment to include fleets in the four counties that make up the South Coast AQMD jurisdiction.² Finally, we assess the characteristics of fleets in California more broadly.

DATA SOURCES

In order to describe truck fleets and identify the number of trucks that operate in the region, we principally relied on IHS Automotive data from 2018 as well as data from the San Pedro Bay Ports (Port Drayage Truck Registry). The IHS database includes a record of trucks registered with the California Department of Motor Vehicles (DMV). Trucks that operate in California, however, can be registered in other states and operate under the International Registration Plan (IRP), which allows for interstate operation. These trucks are not included in the IHS database but may be important for understanding fleets operating in California, especially for larger companies that have a national presence. At the state level, we therefore examine both DMV registration data and IRP data, as reported in the California Vehicle Inventory and Use Survey (CA VIUS).

POPULATION OF TRUCKS SERVING THE SAN PEDRO BAY PORTS

SAN PEDRO BAY PORTS

We start with analysis of the Port Drayage Truck Registry, which includes the trucks registered to have access to the Ports of Los Angeles and Long Beach, collectively known as the San Pedro Bay Ports. These are generally Class 7 and 8 trucks. Exhibit 2 below presents the total number of trucks in the Port Drayage Truck Registry and the average number of active trucks per month at the San Pedro Bay Ports over the last three years. Exhibit 3 contains the total number of fleets as well as the number of small (less than 6 trucks), medium (6-10 trucks), and large fleets (more than 10 trucks).

EXHIBIT 2: NUMBER OF TRUCKS THAT ACCESS THE SAN PEDRO BAY PORTS

	2020	2019	2018
No. Trucks	18,556	18,280	18,188
Average Active Trucks Per Month	13,080	13,139	12,737

Source: Port Drayage Truck Registry, 2020.

EXHIBIT 3: NUMBER AND SIZE OF FLEETS ACCESSING SAN PEDRO BAY PORTS

	2020	2019	2018
Fleets	2,348	2,162	1,985
Small Fleets (<6 trucks)	1,006	949	854
Medium Fleets (6-10 trucks)	408	363	348
Large Fleets (>10 trucks)	943	850	783

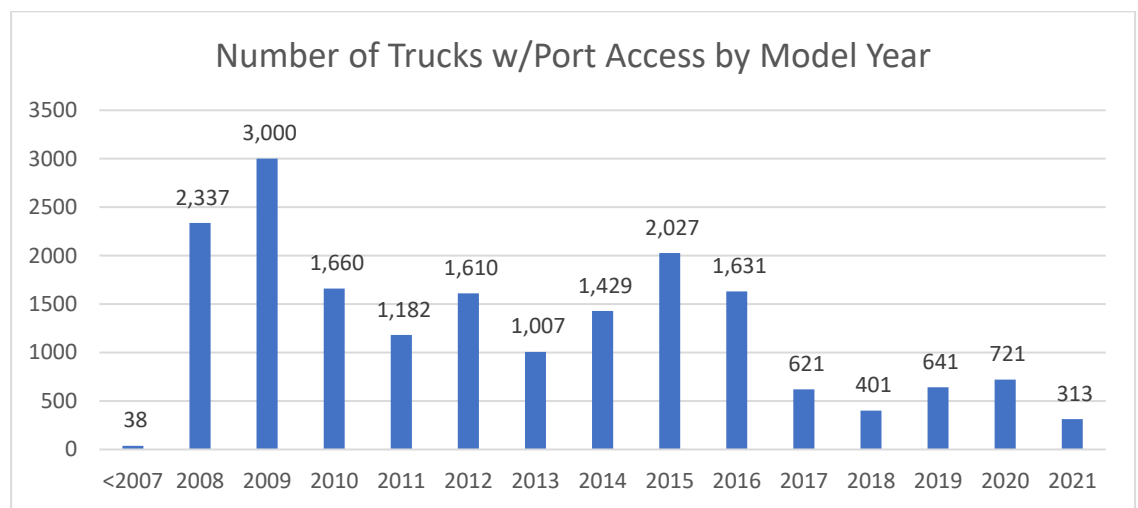
Source: Port Drayage Truck Registry, 2020.

² This includes fleets in all of Los Angeles, Riverside, and San Bernardino Counties, including portions of these counties not located in the South Coast AQMD jurisdiction.

The number of trucks in the Port Truck Registry has been steadily increasing over the last three years from 18,188 in 2018 to 18,556 in 2020. The number of average active trucks per month has increased as well. The small drop in 2020 (which included data through September 2020) may have been caused by the drop in goods movement from the ports during the COVID-19 pandemic. The second observation with respect to the size of the fleets is that, as of 2020, the largest proportion, or 43 percent, are small fleets, followed by 40 percent large fleets, and only 17 percent of medium-size fleets.

We analyzed the age of the trucks currently accessing the ports. Exhibit 4 shows the distribution of trucks by model year. Overall, 38 percent of trucks are MY 2010 or older, another 39 percent are MY 2011-2015, and 23 percent are MY 2016-2021.

EXHIBIT 4: AGE DISTRIBUTION OF TRUCKS ACCESSING THE SAN PEDRO BAY PORTS



Source: Port Drayage Truck Registry, 2020

POPULATION OF TRUCKS IN THE SOUTH COAST AQMD COUNTIES

TRUCK POPULATION IN LOS ANGELES, ORANGE, RIVERSIDE, AND SAN BERNARDINO COUNTIES

In this section we analyze the number of trucks in the four counties that make up the South Coast AQMD jurisdiction – Los Angeles (LA), Orange (OR), Riverside (RV), and San Bernardino (SB) Counties³. We relied on IHS Markit data which include registrations from the California Department of Motor Vehicles (DMV). Exhibit 5 summarizes these data by vehicle class (Class 3 – Class 8) and by vocation.

³ These data include the full area of these four counties.

EXHIBIT 5: POPULATION OF TRUCKS BY CLASS IN LA, OR, RV, AND SB COUNTIES

TRUCK VOCATION	CLASS 8	CLASS 7	CLASS 6	CLASS 5	CLASS 4	CLASS 3	TOTAL
Long Haul Truck	63,299	1,550	0	0	0	0	64,849
Regional Truck	44,598	12,901	33,598	10,541	17,238	29,631	148,507
Drayage Truck	27,527	702	206	14	8	13	28,470
Terminal Tractor	794	86	0	0	0	0	880
Step Van	0	32	8,677	3,254	4,668	706	17,337
Cargo Van	0	0	0	0	0	5,439	5,439
Total	136,218	15,271	42,481	13,809	21,914	35,789	265,482

Source: IHS Automotive MD and HD Vehicle Data, 2018.

It should be noted that the vocation assignments in Exhibit 5 were made using codes available in the IHS Markit database and additional descriptions of the truck models. This approach introduces some uncertainty into the characterization of the truck population due to overlapping codes. One example is the relatively small number of drayage trucks observed as Class 3 trucks. Normally drayage trucks are only Class 7 and 8 trucks.

Drawing on the IHS data, Exhibits 6 and 7 include the distribution of the trucks by type and class owned by individuals and larger fleets respectively. In 2018 there were more than 265,000 trucks registered in LA, OR, RV, and SB counties, with 36 percent of those belonging to individuals and the remainder to larger fleets. The largest proportion of trucks (more than 50 percent) is Class 8 for both individual owners and for larger fleets.

EXHIBIT 6: NUMBER OF TRUCKS IN LA, OR, RV, AND SB COUNTIES OWNED BY INDIVIDUALS (OWNER-OPERATORS)

Truck Vocation	Class 8	Class 7	Class 6	Class 5	Class 4	Class 3	Total
Long Haul Truck	18,990	564	0	0	0	0	19,554
Regional Truck	21,492	3,635	9,271	2,976	5,780	15,491	58,645
Drayage Truck	11,839	184	115	0	1	11	12,150
Terminal Tractor	50	7	0	0	0	0	57
Step Van	0	14	327	306	1,630	55	2,332
Cargo Van	0	0	0	0	0	3,259	3,259
Total	52,371	4,404	9,713	3,282	7,411	18,816	95,997

Source: IHS Automotive MD and HD Vehicle Data, 2018.

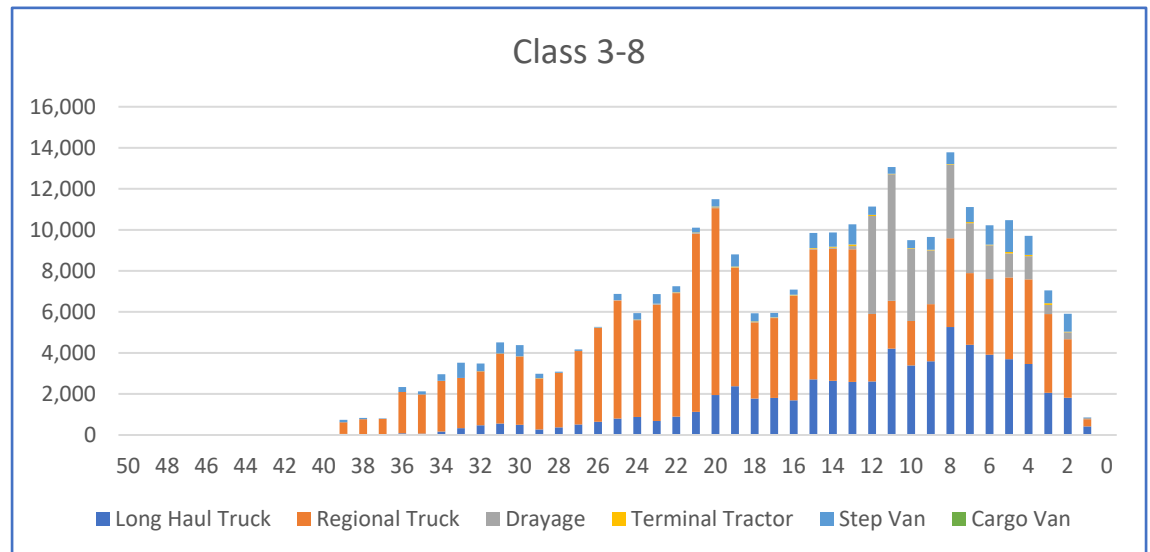
EXHIBIT 7: NUMBER OF TRUCKS IN LA, OR, RV, AND SB COUNTIES OWNED BY LARGER FLEETS

TRUCK VOCATION	CLASS 8	CLASS 7	CLASS 6	CLASS 5	CLASS 4	CLASS 3	TOTAL
Long Haul Truck	44,309	986	0	0	0	0	45,295
Regional Truck	23,106	9,266	24,327	7,565	11,458	14,140	89,862
Drayage Truck	15,688	518	91	14	7	2	16,320
Terminal Tractor	744	79	0	0	0	0	823
Step Van	0	18	8,350	2,948	3,038	651	15,005
Cargo Van	0	0	0	0	0	2,180	2,180
Total	83,847	10,867	32,768	10,527	14,503	16,973	169,485

Source: IHS Automotive MD and HD Vehicle Data, 2018.

We also analyzed truck ages, in years, and fuel types across the four counties that make up the South Coast AQMD jurisdiction. The age distribution of trucks in this area is presented in Exhibit 8 and 9. Exhibit 8 shows these data for Class 3-8 trucks, whereas Exhibit 9 focuses exclusively on Class 8. This age distribution represents a broader universe of trucks than the age distribution shown in Exhibit 4, which focuses only on trucks serving the San Pedro Bay Ports.⁴ As shown in Exhibits 8 and 9, long haul and drayage trucks seem relatively younger compared to regional delivery trucks. The exhibits also show that drayage trucks in the area are less than 13 years old. This reflects the prohibition against pre-2007 trucks at the San Pedro Bay Ports.

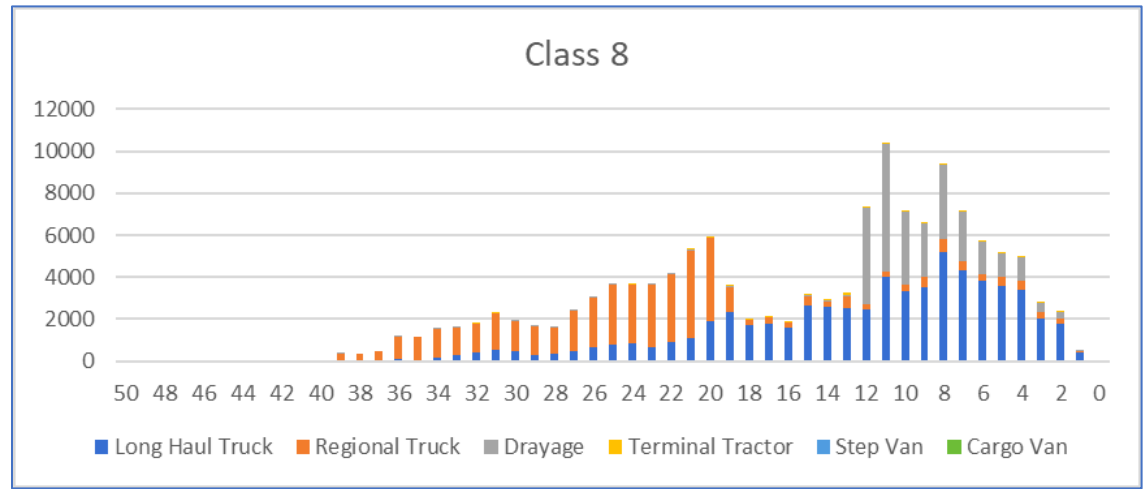
EXHIBIT 8: AGE DISTRIBUTION OF TRUCKS IN LA, OR, RV, AND SB COUNTIES



Source: IHS Automotive MD and HD Vehicle Data, 2018.

⁴ This is observable in Exhibit 8 through drayage trucks being at most 12 years old.

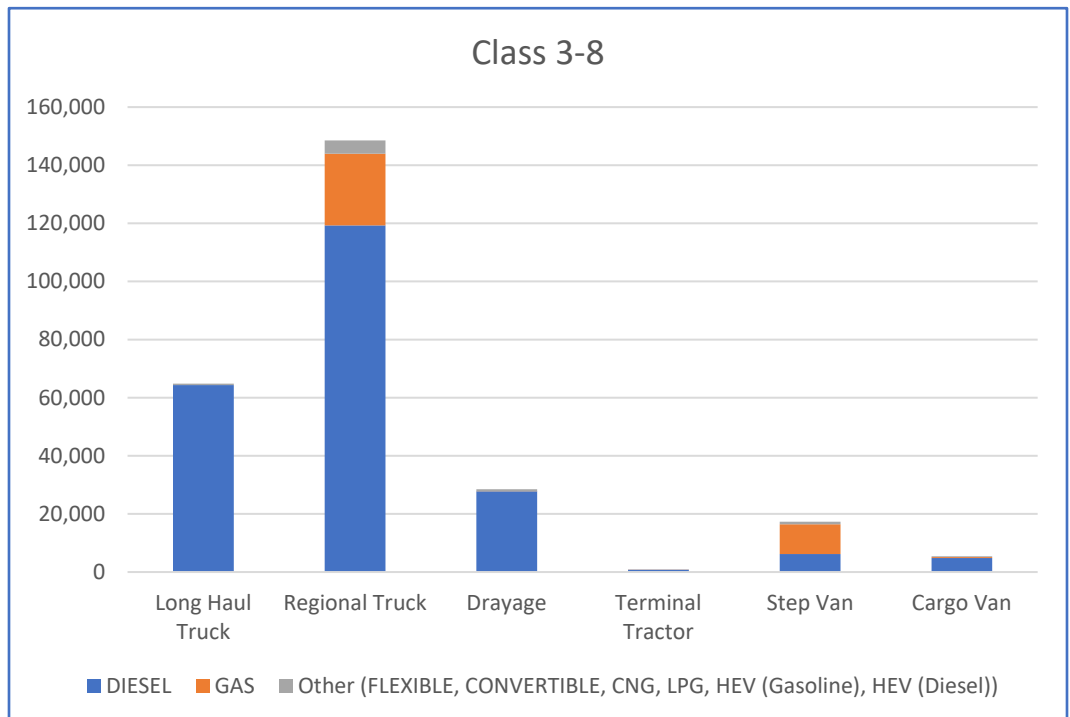
EXHIBIT 9: AGE DISTRIBUTION OF CLASS 8 TRUCKS IN LA, OR, RV, AND SB COUNTIES



Source: IHS Automotive MD and HD Vehicle Data, 2018.

Exhibit 10 shows the distribution of trucks across fuel types for each truck vocation - the data is also available in Appendix C. The dominant fuel type is diesel (84 percent) followed by gasoline (13 percent); all other alternative fuels add up to approximately 3 percent.

EXHIBIT 10: FUEL TYPES IN THE TRUCK POPULATION IN LA, OR, RV, AND SB COUNTIES



**POPULATION OF
TRUCKS IN
GREATER
SOUTHERN
CALIFORNIA**

TRUCK POPULATION IN THE GREATER SOUTHERN CALIFORNIA REGION

In this section we analyze and discuss the population of trucks in the ten counties making up the greater Southern California region. We conducted this analysis to include trucks domiciled and registered in the counties outside the South Coast AQMD jurisdiction but serve warehouse and distribution centers there. The ten counties include:

- Imperial
- Kern
- Los Angeles
- Orange
- Riverside
- San Bernardino
- San Diego
- San Luis Obispo
- Santa Barbara
- Ventura

Exhibit 11 presents the number of trucks by vocation and class size for the greater Southern California region. Overall, the total number of trucks in the region is approximately 31 percent greater than the corresponding population for LA, OR, RV, AND SB counties. The distribution among the different classes and different vocations however is very much the same, with Class 8 as the largest truck class.

EXHIBIT 11: POPULATION OF CALIFORNIA-REGISTERED TRUCKS BY CLASS AND VOCATION IN THE GREATER SOUTHERN CALIFORNIA REGION

TRUCK VOCATION	CLASS 8	CLASS 7	CLASS 6	CLASS 5	CLASS 4	CLASS 3	TOTAL
Long Haul Truck	86,048	2,249	0	0	0	0	88,297
Regional Truck	60,362	18,195	43,429	13,076	21,616	39,972	196,650
Drayage Truck	33,776	836	281	23	14	17	34,947
Terminal Tractor	818	93	0	0	0	0	911
Step Van	0	43	9,031	3,569	5,678	754	19,075
Cargo Van	0	0	0	0	0	8,151	8,151
Total	181,004	21,416	52,741	16,668	27,308	48,894	348,031

Source: IHS Automotive MD and HD Vehicle Data, 2018.

DMV AND IRP DATA

The analysis above relies on IHS Markit data based on California DMV registrations. These data, however, do not include other trucks that operate in the state. To obtain a more comprehensive view of trucks operating in California, we compiled data from the most recent (2018) California Vehicle Inventory and Use Survey (CA VIUS), which includes both DMV data and data from the International Registration Plan (IRP), the latter of which captures trucks registered outside California. Exhibit 12 includes the number of trucks operating in California that are in the DMV or IRP data.

EXHIBIT 12: NUMBER OF TRUCKS BY CLASS IN DMV AND IRP IN CALIFORNIA⁵

Class	DMV	IRP, NON-CALIFORNIA REGISTRATIONS	Total
Class 3	69,723	5,129	74,852
Class 4	47,505	2,167	49,672
Class 5	44,914	6,655	51,569
Class 6	73,170	10,644	83,814
Class 7	44,822	18,707	63,530
Class 8	192,297	243,965	436,261
Total	472,431	287,267	759,698

Source: California Vehicle Inventory and Use Survey, Volume I Truck Survey, 2018.

The total number of trucks reported by the CA VIUS truck survey for 2018 was just below 760,000. The majority of these trucks were identified in the DMV data for all truck classes, with the exception of Class 8. For Class 8 the number of IRP trucks is larger than DMV trucks. This is an important finding, as it indicates the DMV numbers for Class 8 trucks likely undercount the number of active Class 8 trucks operating in the state and potentially the South Coast AQMD jurisdiction.

STAKEHOLDER To gather additional information on the fleets serving warehouses in the South Coast
INTERVIEWS AQMD jurisdiction, we conducted a series of structured interviews of various fleet owners and operators. This section details the process for identifying industry stakeholder contacts, the questions designed to obtain relevant information, and the input provided by stakeholders.

IDENTIFICATION OF FLEET STAKEHOLDERS

South Coast AQMD and CALSTART first developed a list of fleet stakeholder contacts as interview candidates. The warehousing and logistics industry is a complicated and multifaceted industry with diverse stakeholders. To ensure our understanding of fleet stakeholder priorities reflected this diversity, we specified three classifications of stakeholders to interview. These categories included (1) organizations that operate both truck fleets and warehouse facilities, (2) organizations that operate fleets only, (3) and organizations that operate warehouse facilities but not the fleets that serve those facilities. Exhibit 13 includes additional details on the fleets and facilities operated by the stakeholders interviewed.

⁵ California Vehicle Inventory and Use Survey, Volume I Truck Survey, Cambridge Systematics (2018).

EXHIBIT 13: INTERVIEWEE CLASSIFICATIONS

STAKEHOLDER INTERVIEWEE NUMBER	CATEGORY	FACILITY TYPE OPERATED	FLEET OPERATIONS
1	Fleet & Facility	General Purpose Warehouse	Drayage
2	Fleet & Facility	General Purpose Distribution Center	Regional Delivery Final Mile
3	Fleet & Facility	Truck Terminal LTL	Drayage, LTL, Over the Road
4	Fleet & Facility	Cold Storage	Regional Delivery Final Mile
5	Fleet & Facility	Cold Storage	Final Mile
6	Fleet & Facility	Transload	Drayage Regional delivery
7	Fleet & Facility	Crossdock Transload	Drayage
8	Fleet & Facility	Retail Fulfillment Center	Final mile logistics provider
9	Fleet	-	Drayage, mail
10	Fleet	-	Regional Delivery
11	Facility only	General Purpose Warehouse	-

DEVELOPMENT OF INTERVIEW QUESTIONS

The interview questions were developed with collaboration between CALSTART, IEC, and South Coast AQMD (see Appendix B). After the questions were completed, we contacted individual stakeholders via e-mail and/or phone to schedule interviews with the willing participants. The interview process consisted of a 30- to 60-minute conversation depending on the engagement of the interviewee.

FINDINGS FROM INTERVIEWS

Based on the interviews conducted, we describe the characteristics and operations of fleets that serve each of the warehouse categories previously described in CALSTART's Technical Memorandum on the Warehousing and Logistics Industry in the South Coast Air Quality Management District jurisdiction.⁶ Exhibit 14 summarizes these findings.

⁶ "Technical Memorandum on Warehousing and Logistics Industry in the South Coast Air Quality Management District Jurisdiction", prepared by Jasna Tomic and Kelly Leathers, CALSTART, for the South Coast Air Quality Management District, November 30, 2020.

EXHIBIT 14: FLEET CHARACTERISTICS AND OPERATIONS AT DIFFERENT WAREHOUSE FACILITIES

WAREHOUSE CATEGORY	FLEET CHARACTERISTICS AND OPERATIONS
General Purpose Warehouse (GPW)	Mostly Class 7 and 8 trucks that are either drayage or LTL. The drayage trucks operations are 50-100 miles per day with 4 stops. LTL operations make ~10 stops per day and serve warehouse and distribution centers across the region.
Transload Facility	The fleets at a transload facility are involved in drayage and regional delivery operations. Freight is moved into the facility in the morning by rail and the outbound operations start in the afternoon. The facility has about 50-60 Class 8 vehicles entering the facility each day. The fleet serves multiple types of locations throughout the region including, truck/container yards, distribution centers, crossdock transload facilities, and railroads. The vehicles serving the ports only log about 13,000 - 14,000 miles per year due to the proximity to the ports. These trucks make about 8 trips per day.
Crossdock Transload Facility	Exclusively served by Class 8 with 53 ft trailers. Freight leaving the facility goes to distribution centers, other crossdock facilities, and warehouses. Like the transload facility, outbound freight is taken in the morning and bound freight is brought in the evening and sorted. Congestion is a significant issue at these facilities and is addressed by requiring strict appointment times for pick-up and drop-offs. One of the interviewed fleets serving these facilities is involved in regional delivery, specifically final mile logistic operations. This fleet reports approximately 120-180 miles per day with 13-20 pickup locations.
Truck Terminals for Less-Than-Truckload Trucks (LTL)	Primarily a Class 8 LTL fleet which moves goods between drayage and other distribution centers in the region. Outbound freight leaves in the morning, and trucks return in the afternoon with all inbound freight. That freight is then broken down and organized based on the final destination. Daytime truck operations range from 50 to 200 miles. At night the trucks are used for longer haul. These facilities also have yard tractors and forklifts.
General Purpose Distribution Center	It is difficult to generalize the fleet operations at these facilities as they are serviced by many types of fleets. These distribution centers handle many types of products and goods coming from multiple companies. The fleets servicing these facilities are performing regional delivery, drayage, last mile delivery, and over-the-road operations. Trucks move product between the ports, other distribution centers, crossdock transload facilities, and warehouses.
Retail Fulfillment Center	These facilities are serviced by many types of fleets as well. The fleets interviewed move freight from LTL facilities where the product is broken down and then taken to retail fulfillment centers. From the fulfillment center, fleets also conduct last mile delivery using Class 4-6 trucks.
Cold Storage Facilities	Operate Class 5 - 8 trucks all equipped with truck refrigeration units (TRUs). These trucks drive about 150 miles per day making stops between the cold storage facility and final customers such as restaurants and grocery stores. The trucks make 10-15 stops on the route. Some deliveries are made to other cold storage facilities in the region as well. TRUs operate in the yard about 3 hours each day.

WAREHOUSE CATEGORY	FLEET CHARACTERISTICS AND OPERATIONS
Parcel Hubs	Fleet performs regional delivery operations, driving about 300-400 miles per day using Class 8 trucks. Each vehicle makes about 4-6 stops per day between the parcel hub and general-purpose warehouses. One interviewed fleet operator fuels its alternative fuel trucks (CNG) at an offsite fueling station.

In general, goods are delivered to warehouse facilities by Class 8 tractors by different fleets. Some of the vehicles may belong to the facility itself while others belong to fleets that the facility does not directly control. Verification of the vehicle, order, and trailer occurs at the point of entry. The carrier that delivers is sometimes known, but not always. Carriers that pick-up goods are always known in advance. The vehicle make and model are generally not tracked at entry. However, as most scheduling is done through brokerage firms, the brokerage firm does verify the vehicle requirements, for example, that the truck is pre-approved for Smart Way, satisfies emission standards, etc.

The types of trucks that depart from warehouse facilities varies depending on the facility type, and goods may leave on Class 8 or 7 trucks for regional delivery or smaller medium-duty Class 4-6 trucks. Trucks used by the fleet operators interviewed are primarily fueled by diesel and gasoline, with some fleets reporting a small proportion of CNG fueled trucks. In addition to the trucks, yard tractors, forklifts, and pallet jacks operate at warehouse facilities. Forklifts are often fueled by propane and are being replaced by electric units more recently. Similarly, few of the interviewees mentioned that they have or are obtaining electric yard tractors to replace the diesel units. Electric yard tractors have been commercially available since 2013. Information on available models can be found from the Clean Off-road Voucher Incentive Project (CORE).⁷

TRANSFORMING INDUSTRY TRENDS

As part of the interviews, we asked interviewees questions about trends that affect their operations and the industry more broadly, as well as how they might respond to the Indirect Source Rule when it is implemented.

Several interviewees mentioned a trend toward fleets using smaller trucks that will make more frequent deliveries to big box stores. This is a change from tractor trailers making big deliveries to multiple stores per trip. Relying on smaller trucks for more deliveries seems to be a response to customers wanting faster and more frequent deliveries.

The rise of e-commerce has increased both daily shipping requirements and the number of locations to which goods are shipped. Lead time is being changed by the e-commerce business. In the past, products may have stayed on warehouse shelves for a few weeks prior to delivery. Now product is arriving and leaving the facility within a few days. One interviewee described it as the effect of the “Amazon’s conveyor system” – product coming in and being loaded on the truck rapidly after arriving. Relatedly, companies are looking for smaller facilities in metropolitan areas because they do not need a significant

⁷ Eligible Equipment Catalog, Clean Off-road Voucher Incentive Project, CORE, 2020.
<https://californiacore.org/resources/#Equipment>

amount of space for storage, and they want to be closer to the customers. Most final mile providers are looking for “cross-dock scenarios” where the residence time of the freight at the facility is short.

Interviewees’ responses varied when asked about relocating their operations outside of the Southern California region. Some interviewees cited over-regulation and its effect on cost as reasons they might consider relocating, but none have considered it seriously. Interviewees whose customers are located in Southern California have not considered leaving. Drayage fleets are concerned with cargo being rerouted through other ports if the cost of operation at the San Pedro Bay Ports become sufficiently high to motivate companies to ship their goods to different ports.

We asked specifically about ISR and whether they would invest in WAIRE points (Warehouse Actions & Investments to Reduce Emissions) or pay the mitigation fee.⁸ In response to this question, fleets indicated that they were concerned with the upfront cost of earning WAIRE points. A few, however, indicated they already have been investing in some of the menu items. Overall, responses on questions regarding the ISR suggest that larger firms are working on sustainability planning across their warehouse and fleet operations, or that firms (or BCOs) are passing on their sustainability goals to the fleets with whom they work and are collaborating to achieve these goals.

⁸ WAIRE points are based on the menu-based system and proposed regulatory concept. See the draft ISR rule text dated 6 October 2020.

BIBLIOGRAPHY

- (1) *Warehouse & Distribution Science*, Release 0.96, (2014). Bartholdi, J., and Hackam, S. The Supply Chain and Logistics Institute School of Industrial and Systems Engineering, Georgia Institute of Technology, Atlanta, GA.
- (2) *High-Cube Warehouse Vehicle Trip Generation Analysis*, (2016). Washington, DC: Institute of Transportation Engineers.
- (3) *Warehousing and Distribution Center Facilities in Southern California: The Use of the Commodity Flow Survey Data to Identify Logistics Sprawl and Freight Generation Patterns*, (2017). Jaller, M., and Pineda, L. UC Davis.
- (4) *Industrial Warehousing in the SCAG Region, Full Report*, (2018), Southern California Council of Governments.
- (5) *California Vehicle Inventory and Use Survey, Volume I Truck Survey*, (2018). Cambridge Systematics

APPENDIX A - INTERVIEWEES

Company Name	Name
Pacific Mountain Logistics	B.J. Patterson
DHE	Troy Musgrave
PepsiCo	Keshav Sondhi
Sysco	Eddie Tantoco
TForce	Richard Boyd
Ability Tri-Modal	Mike Kelso
True World Foods	MacKay Holmes
RDS Rally	Greg Stefflre
LA Harbor Grain Terminal	Dwight Robinson
MDB Transportation	Jack Khudikyan
AJR Trucking	Jack Khudikyan

APPENDIX B- INTERVIEW QUESTIONS

Questions for Fleet and Facility Industry Stakeholders

Background

Please read the following to every interviewee

We are working with the South Coast AQMD on a project focused on the warehousing and logistics industry. As part of this effort, we would like to obtain background information on the operations of fleets and how they interact with the warehousing sector in LA, Orange, San Bernardino, and Riverside Counties.

If prompted:* South Coast AQMD has asked us to collect this information to inform the creation of a potential Indirect Source Rule. The rule development effort is ongoing, and we do not have information on what the eventual provisions of the rule will be. *

***From here, please read the appropriate set of questions for each type of interviewee. ***

Questions for Warehouse Operators that Operate Their Own Fleets

- 1. Please describe the general operations at your facility.**
 - a. What types of cargo do you typically deal with?
 - b. How many off-road vehicles and what type are you operating at the facility?
 - c. Can you estimate the number of vehicles entering and exiting the facility each day?
 - d. Describe the vehicles entering and exiting by **type** (i.e. tractor trailer/step van)/class (i.e. 4-8)/**size** (GVWR)/**vocation** (i.e. regional delivery/drayage/LTL)
 - e. How long do vehicles typically stay at the facility?
- 2. What is the typical process for vehicles entering and exiting the facility?**
 - a. What information do you collect about vehicles entering and exiting the facility (i.e. vehicle type, fuel technology, model, US DOT, CA, MC #s, VIN, truck model, truck year)
 - b. What sort of freight or trailer number verification is conducted at the gate when entering/exiting?
 - c. What method do you use to track the number of vehicles visiting your facility (inbound and outbound)? What is the typical daily number of vehicles?
 - d. Do you operate multiple facility types? If so, how do the number of vehicles vary based on facility?
 - i. Is this process different based on the facility type? If so, please describe some differences.
 - e. Do trucks need to be part of a truck registry to enter the facility? (i.e. Drayage Truck Registry OR TRUCRS)
 - f. What is the cost for the truck logging/tracking program?
- 3. Can you describe your fleet based on the following criteria?**
 - a. Total number of vehicles in fleet
 - b. Describe your fleet's vehicles by **type** (i.e. tractor trailer/step van)/class (i.e. 4-8)/**size** (GVWR)/**vocation** (i.e. regional delivery/drayage/LTL)
 - c. Average age of truck in fleet (and range oldest to newest)?
 - d. Vehicle technology (diesel, NG, other fuel or technology and % each). If it's a mix, what is the approximate distribution across technologies?
- 4. Information and data**
 - a. Is your fleet equipped with telematics? If so, what is the product's name?

- b. Do you use geofencing? If so, what is the product's name?
 - c. How do you track mileage and fuel use?
 - d. What is the typical lifetime of your vehicles? (i.e. miles and years)
 - e. What is the cost for this logging/tracking program?
- 5. Do you lease or own the vehicles in your fleet?**
- a. What percentage is leased vs. owned? If leasing, how long are the typical leases?
 - b. What are the benefits of leasing vs. owning?
 - c. Do you have sustainability goals/plans? Please explain.
 - d. Have you researched into the possibility of electric fleets and/or charging and refueling stations?
 - e. If you operator forklifts or yard hostlers, what percentage are fossil fuel vs. electric? Are any of these fossil fuel vehicles operating indoors?
- 6. Which of the following would best describe your fleet's operations?**
- a. Regional Delivery
 - b. Drayage
 - c. Less than Truckload
 - d. Over the Road
 - e. Other (please explain)
- 7. Are all the vehicles registered in California?**
- a. If not, where are they registered?
- 8. Which of the following warehousing facilities does your fleet typically service? And, what characteristics of your fleet makes it suitable to serve this specific type of facility?**
- a. Distributions center
 - b. Cross-dock facility
 - c. Transload facility
 - d. General Purpose Warehouse
 - e. Truck Terminal for Less than Truckload Trucks
 - f. Retail Fulfillment Center
 - g. Storage or Cold Storage
- 9. Please describe a vehicle's typical daily operations.**
- a. Vehicle class (i.e. Class 4-8)
 - b. Number of miles per day
 - c. Number of destinations per day
- 10. What region does your fleet typically serve?**
- a. Do the fleets go to multiple locations in a day to deliver goods?
 - b. Does the facility provide or recommend any particular route?
- 11. What percentage of your fleet is carrying inbound vs. outbound freight from warehousing facilities in the region?**
- 12. What are your most common types of customers?**
- a. Please describe your relationship with your customers (i.e. long-term contracts, short term contracts)
- 13. Have you ever considered relocating outside the urban LA, OC, Riverside, or San Bernardino Counties?**
- a. If so, what prompted your consideration? (Possible answer could be operational changes, warehousing cost, business expansion, etc.)

- b. *** If mentioning cost as a reason*** Do you have an idea of the cost threshold that would lead you to consider moving to warehouses outside the urban LA, OC, Riverside, or San Bernardino Counties?
 - c. What are the principle constraints on relocation?
 - d. Have you thought about putting community benefit measures in place, in terms of air pollution?
- 14. Can you name some trends affecting the trucking industry?**
- a. What is affecting operations in the region?
 - b. In the next 5-10 years, what do you see on the horizon that will affect your operations?
 - c. Any obstacles your company is facing?
 - d. Any new requirements customers are asking for?
- 15. How will you respond to the indirect source rule when it is implemented?**
- a. Invest in menu items to upgrade your facility or pay the mitigation fee?

Exclusively Fleet Operator Questions

1. **Can you describe your fleet based on the following criteria? (all vehicles operating under your interchange)**
 - a. Total number of vehicles in fleet
 - b. Describe your fleet's vehicles by **type** (i.e. tractor trailer/step van)/class (i.e. 4-8)/**size** (GVWR)/**vocation** (i.e. regional delivery/drayage/LTL)
 - c. Average age of truck in fleet (and range oldest to newest)?
 - d. Vehicle technology (diesel, NG, other fuel or technology and % each). If it's a mix, what is the approximate distribution across technologies?
 - e. If operating alternative fuel vehicles, how are you fueling them?
 - f. If you operator forklifts or yard hostlers, what percentage are fossil fuel vs. electric? Are any of these fossil fuel vehicles operating indoors?
2. **Which of the following would best describe your fleet's operations?**
 - a. Regional Delivery
 - b. Drayage
 - c. Less than Truckload
 - d. Over the Road
 - e. Other (please explain)
3. **Please describe a vehicle's typical daily operations by vehicle class.**
 - a. Number of miles per day
 - b. Number of stops per day
 - c. Number of miles per year?
 - d. How does that relate to your type of operations?
 - e. Is this fixed?
4. **Which of the following warehousing facilities does your fleet typically service? And, what characteristics of your fleet make it suitable to serve this specific type of facility?**
 - a. Truck/container yard
 - b. Distribution Center
 - c. Cross-dock facility
 - d. Transload facility
 - e. General Purpose Warehouse
 - f. Truck Terminal for Less than Truckload Trucks

- g. Retail Fulfillment Center
 - h. Storage or Cold Storage
5. **What region does your fleet typically serve?**
 - a. Do the fleets go to multiple locations in a day to deliver goods?
 6. **What types of moves does your fleets do? (Import vs export, % of each)**
 7. **What are your most common types of customers?**
 - a. Describe the types of customers your fleet serves (i.e. direct customers, freight forwarders, railroad carrier, ocean carrier, long-term contracts, short term contracts)
 - b. Describe your fleet's relationship with its customers (term contract or spot rate)
 8. **Information and data**
 - a. Is your fleet equipped with telematics? If so, what is the product's name?
 - b. Do you use geofencing? If so, what is the product's name?
 - c. How do you track mileage and fuel use?
 - d. If charging /fueling is available at the warehouse, how long do trucks usually stay?
 - e. What is the typical lifetime of your vehicles? (i.e. miles and years)
 - f. Can you provide the cost for the logging/tracking program?
 9. **Do you lease or own the vehicles in your fleet?**
 - a. What percentage is leased vs. owned? If leasing, how long are the typical leases?
 - b. What are the benefits of leasing vs. owning?
 - c. Do you have sustainability goals/plans? Please explain.
 - d. Have you researched into the possibility of electrifying your fleet?
 10. **Are all the vehicles registered in California?**
 - a. If not, where are they registered and why?
 11. **Can you name some trends affecting the trucking industry?**
 - a. What is affecting operations in the region?
 - b. In the next 5-10 years, what do you see on the horizon that will affect your operations?
 - c. Do you plan on adopting alternative fuel vehicles? If so, what fuel(s)? Why? How do you plan on fueling them?
 - d. Any obstacles your company is facing?
 - e. Any new requirements customers are asking for?
 12. **How would you respond if warehouses try to get fleets to use clean trucks for at least a portion of their trips to/from warehouses in the District?**

Exclusively Facility Operator Questions

1. **Which category best describes your facility?**
 - a. Distributions center
 - b. Cross-dock facility
 - c. Transload facility
 - d. General Purpose Warehouse
 - e. Truck Terminal for Less than Truckload Trucks
 - f. Retail Fulfillment Center
 - g. Storage or Cold Storage
2. **Please describe the general operations at your facility.**
 - a. What is the typical process for vehicles entering and exiting the facility? What types of cargo do you typically deal with?

- b. Can you estimate the number of vehicles entering and exiting the facility each day? What classifications of trucks?
 - c. How long do vehicles typically stay at the facility?
- 3. What is the number of off-road vehicles at the facility and the type? (i.e. yard tractor, forklift)**
 - a. If you operator forklifts or yard hostlers, what percentage are fossil fuel vs. electric? Are any of these fossil fuel vehicles operating indoors?
- 4. What is the typical process for vehicles entering and exiting the facility?**
 - a. What information do you collect about vehicles entering and exiting the facility (i.e. vehicle type, fuel technology, model)?
 - b. What sort of freight verification is conducted at the gate when entering/exiting vehicles?
 - c. Is this process different based on the facility type? If so, please describe some differences.
 - d. Do trucks need to be part of a truck registry to enter the facility? (i.e. Drayage Truck Registry OR TRUCRS)
- 5. Do you have longer-term relationships or contracts with the fleets serving your facility?**
- 6. Do you know if all the fleets/vehicles are registered in California?**
 - a. If not, where are they registered?
- 7. Have you ever considered relocating outside the urban LA, OC, Riverside, or San Bernardino Counties?**
 - a. If so, what prompted your consideration? (Possible answer could be operational changes, warehousing cost, business expansion, etc.)
 - b. *** If mentioning cost as a reason*** Do you have an idea of the cost threshold that would lead you to consider moving to warehouses outside the urban LA, OC, Riverside, or San Bernardino Counties?
 - c. What are the principle constraints on relocation?
 - d. Have you thought about putting community benefit measures in place, in terms of air pollution?
- 8. Can you name some trends in the trucking industry? What's effecting operations in the region? In the next 5-10 years, what do you see on the horizon that will affect your operations?**
 - a. Any obstacles your company is facing?
 - b. Any requirements customers are asking for?
- 9. How will you respond to the indirect source rule when it is implemented?**
 - a. Invest in menu items to upgrade your facility or pay the mitigation fee?

APPENDIX C - DATA

TABLE 1: TRUCK FUEL TYPE IN LOS ANGELES, ORANGE, RIVERSIDE, AND SAN BERNARDINO COUNTIES

	GAS	DIESEL	FLEXIBLE	CONVERTIBLE	COMPRESSED NATURAL GAS	LIQUID NATURAL GAS	PROPANE	ELECTRIC AND GAS HYBRID	ELECTRIC AND DIESEL HYB	ELECTRIC	HYDROGEN FUEL CELL	UNKNOWN
Long Haul Truck	0	64,320	0	0	441	0	0	0	0	0	0	88
Regional Truck	24,702	119,268	2,566	330	688	0	4	0	743	0	0	206
Drayage	2	27,764	0	0	703	0	0	0	0	0	0	1
Terminal Tractor	9	804	0	0	18	0	0	0	0	0	0	49
Step Van	10,259	6,201	0	0	364	0	497	10	0	0	0	6
Cargo Van	333	4,845	248	0	0	0	0	0	0	13	0	0
Total, by fuel type	35,305	223,202	2,814	330	2,214	0	501	10	743	13	0	350
Fuel Type %	13.30%	84.07%	1.06%	0.12%	0.83%	0.00%	0.19%	0.00%	0.28%	0.00%	0.00%	0.13%

ATTACHMENT 4

INDIRECT SOURCE RULE RELOCATION MODEL - METHODOLOGY

MEMORANDUM | 12 DECEMBER 2020

TO Victor Juan, Shah Dabirian, Paul Stroik, and Ian MacMillan; South Coast Air Quality Management District

FROM Derek Ehrnschwender, Jason Price & Nick Manderlink, IEc

SUBJECT Indirect Source Rule Relocation Model – Methodology

INTRODUCTION

This memorandum is in support of South Coast AQMD staff's development of a potential indirect source rule (ISR) to reduce mobile source emissions related to the operation of warehouses and distribution centers in the South Coast AQMD's four-county region (Los Angeles, Orange, Riverside, and San Bernardino counties).¹ Diesel truck traffic, largely related to the transport of goods passing through the Ports of Los Angeles and Long Beach and regional warehouses and distribution centers, makes up a large share of local NO_x emissions. A warehouse ISR, if adopted, may help with reducing emissions from trucks servicing warehousing facilities located within its jurisdiction.

Compliance costs to the warehousing sector could vary depending on the design of an eventual rule. If these costs are significant, the implementation of an ISR could potentially precipitate the relocation of warehousing operations outside the region—with the associated truck fleets continuing to travel to and from facilities in the South Coast AQMD jurisdiction. In the worst case scenario, the associated air quality benefits from such a rule might be greatly diminished. Accordingly, South Coast AQMD is interested in identifying and understanding the factors affecting whether warehousing operations are likely to relocate as a result of the potential rule.

Consistent with this objective, Industrial Economics, Inc. (IEc) developed a model that estimates the number of warehouse operations likely to relocate outside the South Coast AQMD jurisdiction as a result of the ISR. For a given warehouse, this model weighs the costs of ISR compliance against the costs of relocation. Based on the lesser of these two costs and on the availability of warehouse space in other market areas, the model simulates the decision-making process related to relocation at the warehouse level. The analysis considers potential warehouse relocation to seven alternative market areas outside the South Coast AQMD jurisdiction in California, Nevada, and Arizona.

This memo is organized into three general sections. First we discuss the relocation decision-making process as represented in the model. Second we outline the estimation of costs associated with ISR compliance if warehouse operations choose to remain within the South Coast AQMD jurisdiction. And third we introduce the various costs associated

¹ The South Coast AQMD jurisdiction is comprised of all of Orange County and parts of Los Angeles, Riverside and San Bernardino Counties. The region is mapped and described in full in Exhibit 1 and the "Geographic Scope" section below.

with potential warehouse relocation, including both relocation to existing vacant properties and the development of new warehousing stock. While changes in transportation costs associated with relocation are a key element of these costs, we also account for a variety of other cost changes, including changes in rent, energy costs, labor costs, development fees (for new warehouse developments only), and the cost of moving.

OVERVIEW OF APPROACH FOR MODELING RELOCATION DECISIONS

To estimate the number of warehouses likely to relocate outside the South Coast AQMD jurisdiction as a result of the ISR, we compare the costs of relocation for a given warehouse with the costs of complying with the ISR and remaining in the South Coast AQMD jurisdiction. We assume a warehouse will relocate to an outlying market area if two conditions are met:

1. **Cost condition:** The annualized costs associated with relocating to at least one outlying market area are less than the annualized costs of ISR compliance,² and
2. **Capacity condition:** In at least one of the market areas in which a warehouse would realize a cost savings relative to ISR compliance, sufficient capacity exists (measured in square footage of available warehouse space) to absorb the warehouse operation in question.

We model the relocation decision based on these conditions for all warehouses affected by the rule, with two exceptions: cold storage warehouses and warehouses at manufacturing facilities. For these facilities, decisions regarding relocation are likely to differ from the decision-making process for more conventional warehouse facilities. Both of these facility types have specialized equipment that would be more costly to move. In addition, the pool of buildings to which these facilities could relocate may differ from the buildings that conventional warehouses would consider.

To determine whether the cost condition is met for a given warehouse, we consider ISR compliance costs for varying levels of stringency and the full costs associated with relocation to an outlying market area. Relocation costs include the following:

- changes in transportation costs;
- changes in rental costs for warehouse space;
- changes in labor costs;
- changes in electricity costs;
- moving costs; and
- development fees (applicable only for construction of new warehouse space in outlying markets).

² Our approach for assessing potential warehouse relocations considers potential changes in costs but not potential changes in revenues. Warehouse operations that relocate outside the South Coast AQMD jurisdiction might be able to pursue new revenue opportunities, but may also experience revenue losses if cargo owners prefer to work with warehouses in the South Coast AQMD jurisdiction. In addition, any pass through of increased costs associated with relocation would also affect revenues. Given the uncertainty related to all of these factors, our approach does not consider potential changes in revenues.

We conduct the analysis based on ISR compliance costs and relocation costs annualized over 20 years, using four percent and one percent discount rates.³ We assume all costs are ultimately borne by warehouse operators.

To determine whether the capacity condition described above is met, we rely on capacity data for each outlying market as obtained from CoStar. In addition, to ensure the analysis does not over commit capacity in the outlying markets (i.e., project relocations in an outlying market in excess of the capacity available prior to ISR implementation), our analysis simulates relocation decisions one warehouse at a time and updates the estimated capacity available in each outlying market based on these individual decisions. Thus, the capacity available to the 100th warehouse examined reflects the relocation decisions of the first 99 warehouses.

Recognizing the complexity of the logistics industry and the uncertainty inherent in several key aspects of our analysis, we designed the analysis to generate low-end and high-end estimates of warehouse relocations. Specifically, our low-end and high-end estimates capture two sources of uncertainty.

The first uncertainty relates to the routing of goods through the South Coast AQMD jurisdiction. Although information is available on the aggregate distribution of goods across different routings through the South Coast AQMD jurisdiction, information on which warehouses serve which routes is not available. To account for this uncertainty, we conduct the analysis under two sets of routing assumptions (hereafter referred to as pathway scenarios):

1. ***Composite pathway scenario:*** Under this scenario, each individual warehouse is assumed to be representative of the warehousing sector in the South Coast AQMD jurisdiction as a whole, in terms of the goods routes (pathways) served. For example, if a given pathway accounts for five percent of the goods flow volume passing through the South Coast AQMD jurisdiction, five percent of the truck traffic through each individual warehouse is assumed to be on this pathway. Under this scenario, the change in transport distance associated with relocation to a given outlying market area is the same for all warehouses.
2. ***Specialized pathway sensitivity scenario:*** This scenario allows for the possibility that individual warehouses may specialize in pathways or serve a more limited number of pathways. Because we lack information on the specific pathway(s) a given warehouse is likely to serve, this scenario involves a series of iterative “what if” analyses. For nearly each iteration of the analysis, we assume all warehouses are on the same pathway. After running the analysis for each individual pathway, we calculate the weighted average of the resulting warehouse relocation estimates, using the goods volumes associated with each pathway as weights. Weighting by the goods volumes associated with each pathway ensures that the warehouse space projected to relocate for a given iteration does not

³ We annualize costs to put them on a consistent temporal basis, given that some costs are annual and other costs are one-time expenditures. We chose a 20-year timeframe to minimize the annualized value of any one-time costs associated with relocation and ensure we do not overestimate relocation costs and underestimate the number of relocations.

exceed the amount of warehouse space that actually serves the pathway in question.⁴

The second source of uncertainty reflected in our low-end and high-end estimates is the capacity of outlying market areas to absorb warehouse space from the South Coast AQMD jurisdiction. Although information is available on the vacant capacity in each outlying market and new warehouse developments that have been approved, additional warehouses *could* be developed on undeveloped parcels of land zoned for industrial development. The degree to which such development will occur is uncertain. To account for this uncertainty, we conduct the relocation analysis under two capacity scenarios:

1. **Medium-term capacity scenario:** Under this scenario, capacity available for relocation is limited to capacity projected to be available in the medium term. This includes current vacant capacity and new capacity proposed or currently under construction in the outlying market areas. This scenario assumes no new construction of warehouse space beyond what is already planned in the outlying market areas. It provides a reasonable representation of capacity until such time that new capacity developments can obtain approval and complete construction. This scenario specifies the lower-bound estimate of warehouse capacity in outlying markets.
2. **Slack capacity scenario:** This scenario reflects a more expansive view of the capacity that would be available for relocation. Such capacity includes projected warehouse vacancies as well as the warehouse space that could fit on all land that is (1) zoned for industrial development in the outlying market areas and (2) is within 2 miles of a major road. This measure of capacity represents an upper-bound estimate of warehouse capacity in outlying markets.

We estimate the square footage of warehouse space likely to relocate from the South Coast AQMD jurisdiction for each pathway and capacity scenario based on the methods summarized above. We convert this estimate to an estimated number of warehouses based on the average square footage per warehouse.

ISR COMPLIANCE COSTS

For the purposes of estimating the number of warehouse relocations, we rely on estimates of ISR compliance costs per square foot as provided by South Coast AQMD staff. As described in the 6 October 2020 draft rule text released to the public, the ISR will give warehouse operators flexibility in how they meet the requirements of the rule. Specifically, warehouse operators may choose from combinations of multiple emission reduction measures identified in the ISR or pay a mitigation fee that will finance efforts within the South Coast AQMD jurisdiction to reducing trucking-related NO_x emissions.

Due to the flexibility afforded by the ISR, the compliance strategy that would be implemented by a given warehouse is highly uncertain and would likely depend on warehouse-specific factors that we are not able to account for in this analysis. Such

⁴ For example assume that all 2,518 warehouses modeled in this analysis are projected to relocate when examining a given pathway but that this pathway accounts for 1 percent of the goods flow. Under our approach, this pathway's contribution to the expected number of relocated warehouses is $2,518 \times 1$ percent, or 25 warehouses.

factors may include the physical configuration of a warehouse, space available for electric vehicle charging infrastructure onsite, or whether the warehouse operator owns its own fleet of trucks.

Due to our inability to account for these and other site-specific factors that may influence compliance decisions, we analyze compliance-cost scenarios specified as an annual cost per square foot of warehouse space. These values, which ranged from \$0 per square foot to \$2 per square foot, were provided to IEc by South Coast AQMD staff.

RELOCATION COSTS

As described above, the costs associated with relocation include (1) changes in transportation costs, (2) changes in rent, (3) changes in labor costs, (4) changes in electricity costs, (5) moving costs, and (6) development fees (when relocation involves the construction of new warehouse space). We describe our approach to estimating each of these costs in the following sections.

TRANSPORTATION COSTS

This analysis estimates the average increase in transportation costs for a warehouse relocating to each of the seven outlying market areas in Southern California, Southern Nevada, and Western Arizona described in our technical memo on regional warehouse real estate markets.⁵

The first step in this process is to estimate the increased distance per truck trip associated with relocating to each outlying market area. We then translate these increases in distance to increases in costs per truck trip. To obtain a *per-warehouse* expected increase in trucking costs, the increased cost per truck trip is applied to the expected number of truck trips for a warehouse, based on estimates of the number of truck trips per thousand square feet of warehouse area and the square footage of individual warehouses.

Because increased trucking distances may reduce the distance freight is shipped via rail (e.g., if warehouses sorting goods bound for distribution in the Eastern U.S. relocate to Arizona, those goods will be loaded for rail transport closer to their final destination than had they loaded in the L.A. area), our approach accounts for the reduction in rail shipment costs associated with warehouse relocation.

To estimate the change in transport distance, we rely on published data characterizing the flow of goods through the South Coast AQMD jurisdiction based on origin and destination pairs. These data include information on the following:

- The directional flow of goods through the South Coast AQMD jurisdiction (e.g., imports arriving at the San Pedro Bay Ports bound for national distribution versus

⁵ Technical Memorandum on Real Estate Markets Neighboring the South Coast AQMD Jurisdiction, prepared by Derek Ehrnschwender and Jason Price, Industrial Economics, for South Coast AQMD. December 12, 2020.

goods shipped into the South Coast AQMD jurisdiction for consumption by local households);⁶ and

- Goods flow pathways, or routing, for goods entering the United States through the Port of Los Angeles (POLA) and the Port of Long Beach (POLB). These pathways outline the share of goods visiting different types of warehouses in different locations within the South Coast AQMD jurisdiction before heading to their final destinations.⁷

For each pathway, we consider an alternate pathway with warehouse relocation from the South Coast AQMD jurisdiction to an outlying market area. While these pathways are specific to imports, we adapt them to characterize the flow of other goods transported through the South Coast AQMD jurisdiction.

We perform the same exercise for each pathway considering warehouse relocation to each of the outlying market areas. The transportation cost impacts associated with relocation depend on the pathway(s) a given warehouse serves. Some warehouses may serve a few pathways, while others serve several. In the absence of information on the pathway(s) associated with a given warehouse, we estimate the transportation cost impacts of warehouse relocation under two pathway scenarios: one in which each warehouse is assumed to serve all pathways and a second in which we examine relocation one pathway at a time and calculate the weighted average of the pathway-specific results.

The methodology presented here is designed to estimate the incremental change in travel costs resulting from the average warehouse's relocation. This estimate reflects the current warehouse environment and does not account for potential future trends in port use for imports or exports or changes in the final destination for goods entering the South Coast AQMD jurisdiction. As pointed out by a recent analysis by the POLA and POLB, more national distributors may begin to favor a "four corners" supply-chain strategy, increasing the share of goods entering the South Coast AQMD jurisdiction that are consumed locally or regionally.⁸ This effect could alter the share of goods ascribed to each goods pathway, as discussed later in this memo.

Change in Trucking Distance

The estimated change in trucking distance is central to understanding the transportation cost implications of relocating warehouses from the South Coast AQMD jurisdiction to the outlying market areas. We estimate the change in trucking distance based on two data sources: the U.S. Bureau of Transportation Statistics Commodity Flow Survey and a goods flow pathways analysis published by Robert Leachman at the University of California, Berkeley. We describe our use of these data sources below.

⁶ Together, the Port of Los Angeles and the Port of Long Beach are referred to as the ports of the San Pedro Bay.

⁷ These warehouse classifications are based on warehouse size and building categorization, as detailed in Exhibit 3 of: Technical Memorandum on Real Estate Markets Neighboring the South Coast AQMD Jurisdiction, prepared by Derek Ehrnschwender and Jason Price, Industrial Economics, for South Coast AQMD. December 12, 2020.

⁸ Port of Long Beach & Port of Los Angeles. 2019. "Economic Study for the Clean Truck Fund Rate."

U.S. Bureau of Transportation Statistics Commodity Flow Survey (CFS): The CFS includes multimodal freight flow data for shipments of goods within the U.S. We use the CFS to characterize (1) goods that originate in the South Coast AQMD jurisdiction and are transported outside the South Coast AQMD jurisdiction or to buyers within the South Coast AQMD jurisdiction and (2) goods that originate elsewhere but also travel through the South Coast AQMD jurisdiction.

Exhibit 1 defines these goods flow categories, according to their origin and destination, and the relative size of each category. To derive the size of each goods flow category shown in Exhibit 1, we relied on CFS data for retail, wholesale, and warehousing industries.⁹

The CFS data does not include a clear identifier for imported goods. Also, based on the CFS documentation, the data does not capture imports until they are shipped onward from the importer's initial domestic location. This suggests any imports reflected in the CFS would show a domestic location as the point of origin. To estimate the import volume separate from goods produced in the South Coast AQMD jurisdiction, we obtained the ratio of imports to exports, 1.97 for 2015, from the Los Angeles Almanac and multiplied it by the export-related tonnage derived from the CFS data.¹⁰

A key uncertainty with estimating import tonnage in addition to the captured CFS goods flows is whether the resulting import tonnage estimated is already reflected in the CFS (with a LA/Long Beach Metro area origin). While the CFS documentation suggests this is the case, the import estimate we derived would account for 94 percent of the tonnage of goods in the CFS originating from the LA/Long Beach metro area (i.e. that import tonnage would account for 94 percent of all tonnage flowing from the South Coast AQMD jurisdiction).¹¹ Given the size of the LA metro area economy, this value seems unrealistically high. We suspect some imports may not be captured by the CFS until their arrival in a different location. To address this issue, we have treated the derived import tonnage as additive with the CFS data.¹²

Of the six goods flow categories shown in Exhibit 1, we consider potential changes in distance for three. Specifically, we examine potential changes in transport distance for imports, goods produced in the South Coast AQMD jurisdiction and consumed locally, and goods produced in the South Coast AQMD jurisdiction and bound for national distribution.

We assume goods bound for export, regardless of whether produced inside the South Coast AQMD jurisdiction or at national origin points are shipped directly to transload and cross-dock warehouses located in the port vicinity for packing into marine containers.

⁹ A broader query of the CFS data across more industries would capture many shipments unlikely to rely on warehouses.

¹⁰ "Waterborne Freight Tonnage in California Ports," (2015) The Los Angeles Almanac.

¹¹ While the South Coast AQMD jurisdiction and the L.A./Long Beach metropolitan area are not perfect matches, limitations in the CFS data require using the metro area as a proxy for the jurisdiction.

¹² We also conducted a sensitivity analysis in which we assumed the imports were fully reflective in the CFS data. Under this assumption the average change in trucking distance associated with warehouse relocation is approximately seven percent higher across the outlying market areas than presented in this document.

These warehouses, due to their location and function, are unlikely to relocate due to a potential ISR.

While it is possible goods bound for export may be sent to other warehouses in the South Coast AQMD jurisdiction prior to transload or cross-dock warehouses, the Southern California Association of Governments (SCAG) warehousing report notes limited warehousing capacity devoted to managing exports relative to imports (approximately one-tenth of total port-related warehousing space, despite the fact that the ratio of import to export tonnage is roughly two-to-one).¹³ This suggests less intensive use of warehouse space in the South Coast AQMD jurisdiction for exports than for imports. For this reason, we assume the export-related goods flow relies on limited additional warehousing space beyond transload and cross-dock facilities that directly serve the ports.

EXHIBIT 1. GOODS FLOW CATEGORIES DEFINED BASED ON THE COMMODITY FLOW SURVEY¹

GOODS FLOW CATEGORY	ORIGIN	DESTINATION	PERCENT OF TOTAL	PERCENT OF GOODS FLOW SUBJECT TO RELOCATION ²
1	National	South Coast AQMD	5.61%	-
2	National	Export	3.23%	-
3	South Coast AQMD	Export	15.40%	-
4	Imports	All	36.68%	48.42%
5	South Coast AQMD	South Coast AQMD	26.43%	34.89%
6	South Coast AQMD	National	12.65%	16.70%
Notes: 1. The goods flow categories and percentage estimates in this table are derived from the Bureau of Transportation Statistics' Commodity Flow Survey (CFS) which includes freight flow data for retail, wholesale, and warehousing industries. The CFS does not appear to capture imports, so calculation of the relative share of imports relied on CFS export data and the ratio of imports to exports for the San Pedro Bay ports, as obtained from the following report: "Waterborne Freight Tonnage in California Ports," (2015) The Los Angeles Almanac. 2. The percent of affected goods flow was calculated by scaling the "Percent of Total" values for categories 4, 5, and 6 to sum to 100 percent.				

We assume goods with national origin points (i.e., produced domestically but outside the South Coast AQMD jurisdiction) with destinations inside the South Coast AQMD jurisdiction (category 1 in Exhibit 1) are distributed directly to their final destination from outside the South Coast AQMD jurisdiction. The transportation costs for these goods would therefore be unaffected by warehouse relocation.

Goods Flow Pathways Study: To assess the change in trucking distance associated with goods flow categories 4 through 6 in Exhibit 1 (the assumed change in distance is zero for categories 1 through 3), we rely on a set of goods pathways derived from a 2017 paper by

¹³ "Industrial Warehousing in the SCAG Region - Task 4: Understanding Facility Operations." (2018) Prepared for the Southern California Association of Governments by Cambridge Systematics, Inc. with Gill V. Hicks and Associates Inc. April 2018.

Robert Leachman,¹⁴ which outlines the flow of goods entering the South Coast AQMD jurisdiction through the San Pedro Bay ports. This flow of goods is illustrated in Exhibit 2.

Goods entering the ports of San Pedro Bay are categorized into pathways depending on (1) their final destination (i.e., truck to Northern California, truck to distribution within the South Coast AQMD jurisdiction, truck to areas in the Southwest outside the South Coast AQMD jurisdiction, or rail transport for national distribution) and (2) the warehouses they make use of while traveling along each pathway. We use these pathways to estimate baseline trucking distances for imports (category 4 in Exhibit 1) as well as for goods that originate in the South Coast AQMD jurisdiction and are bound for local consumption or national distribution (Categories 5 and 6 in Exhibit 1).

Of the goods pathways illustrated in Leachman (2017), we derive 18 distinct geographic pathways, 15 of which make use of warehouses within the South Coast AQMD jurisdiction and are relevant to this analysis.¹⁵ These pathways are listed in Exhibit 3. As shown in Exhibit 3, these pathways involve freight passing through one to three warehouses in the South Coast AQMD jurisdiction before shipment outside or distribution within the South Coast AQMD jurisdiction. To estimate the travel distance along each of these pathways, we calculate the driving distance between each pathway “node”—either warehouses, rail terminals, or approximate distribution locations—and sum for a total travel distance for each pathway.¹⁶ The estimated distances, by pathway, are shown in the last column of Exhibit 3.

¹⁴ Leachman, R. 2017. “Strategic Initiatives for Inland Movement of Containerized Imports at San Pedro Bay.” Institute for Transport Studies, University of California, Berkeley.

¹⁵ The three pathways that do not make use of warehouses in the South Coast AQMD jurisdiction are those that use direct inland point intermodal (IPI) handling from the ports to rail terminals (On-Dock at the ports, or at the port vicinity or Downtown terminals). IPI transport services leave goods intact in their marine containers for maximized speed in onward transport.

¹⁶ We cut off travel distance to Northern California at Kettleman Station, California, along interstate highway 5. We do this because goods sent to Northern California from any origin market in this study all must travel through Kettleman Station. Thus, the distance between Kettleman, California and the Northern California locations would be the same under the baseline as under any relocation scenario to be considered in our analysis.

EXHIBIT 2. FLOW OF GOODS ENTERING THE SAN PEDRO BAY

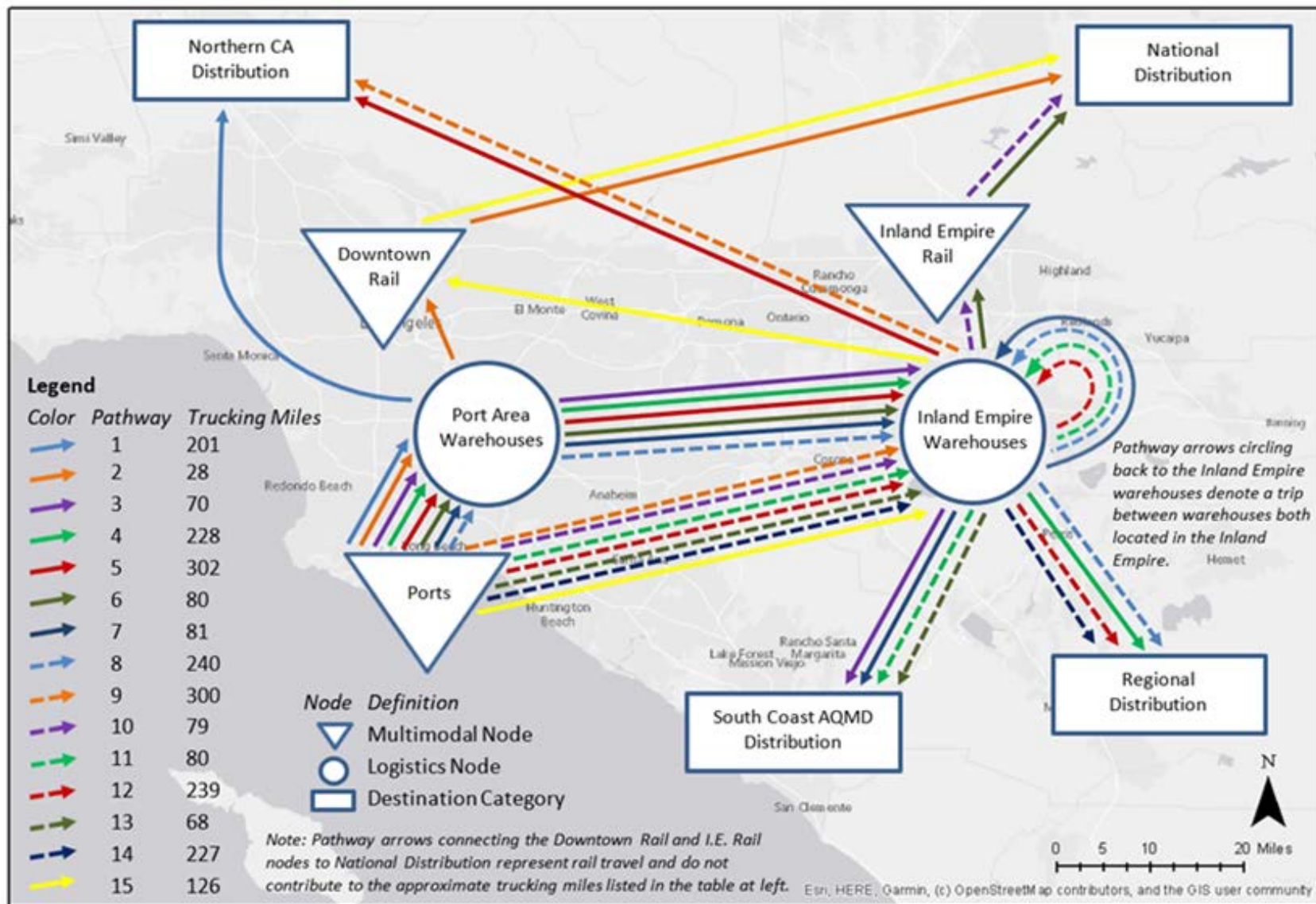


EXHIBIT 3. BASELINE GOODS PATHWAYS FOR GOODS SHIPMENTS SUBJECT TO RELOCATION

GOODS FLOW CATEGORY [A]	PATHWAY [B]	SOUTH COAST AQMD JURISDICTION LOGISTICS NODE 1 [C]	SOUTH COAST AQMD JURISDICTION LOGISTICS NODE 2 [D]	SOUTH COAST AQMD JURISDICTION LOGISTICS NODE 3 [E]	DESTINATION [F]	GOODS SHARE WITHIN CATEGORY [G]	GOODS SHARE OF TOTAL SUBJECT TO RELOCATION [H]	TRUCK MILES [I]
Category 1: National Origin, Destination in South Coast AQMD Jurisdiction	Pathways not modeled. Change in transport distance assumed to be zero.					100%	-	NA
Category 2: National Origin, bound for export	Pathways not modeled. Change in transport distance assumed to be zero.					100%	-	NA
Category 3: South Coast AQMD Jurisdiction Origin, bound for export	Pathways not modeled. Change in transport distance assumed to be zero.					100%	-	NA
Category 4: Imports	1	Port Area	-	-	Truck to Northern California Distribution	2.99%	1.45%	201
	2	Port Area	-	-	Downtown Rail to National Distribution	20.16%	9.76%	28
	3	Port Area	Inland Empire	-	Truck to South Coast AQMD Regional Distribution	2.45%	1.19%	70
	4	Port Area	Inland Empire	-	Truck to Non-District Regional Distribution	2.57%	1.25%	228
	5	Port Area	Inland Empire	-	Truck to Northern California Distribution	0.61%	0.30%	302
	6	Port Area	Inland Empire	-	Inland Empire Rail to National Distribution	3.53%	1.71%	80

GOODS FLOW CATEGORY [A]	PATHWAY [B]	SOUTH COAST AQMD JURISDICTION LOGISTICS NODE 1 [C]	SOUTH COAST AQMD JURISDICTION LOGISTICS NODE 2 [D]	SOUTH COAST AQMD JURISDICTION LOGISTICS NODE 3 [E]	DESTINATION [F]	GOODS SHARE WITHIN CATEGORY [G]	GOODS SHARE OF TOTAL SUBJECT TO RELOCATION [H]	TRUCK MILES [I]
	7	Port Area	Inland Empire	Inland Empire	Truck to South Coast AQMD Regional Distribution	0.59%	0.29%	81
	8	Port Area	Inland Empire	Inland Empire	Truck to Non-District Regional Distribution	0.63%	0.30%	240
	9	Inland Empire	-	-	Truck to Northern California Distribution	3.49%	1.69%	300
	10	Inland Empire	-	-	Inland Empire Rail to National Distribution	35.52%	17.20%	79
	11	Inland Empire	Inland Empire	-	Truck to South Coast AQMD Regional Consumption	3.39%	1.64%	80
	12	Inland Empire	Inland Empire	-	Truck to Non-District Regional Consumption	3.58%	1.73%	239
	13	Inland Empire	-	-	Truck to South Coast AQMD Regional Consumption	9.41%	4.56%	68
	14	Inland Empire	-	-	Truck to Non-District Regional Consumption	9.96%	4.82%	227
	15	Inland Empire	-	-	Downtown Rail to National Distribution	1.10%	0.53%	126
	Imported Goods Flow Pathways Total:					100%	48.41%	
Category 5: Origin and Destination of South Coast AQMD Jurisdiction	3	Port Area	Inland Empire	-	Truck to South Coast AQMD Regional Distribution	15.46%	5.39%	70
	7	Port Area	Inland Empire	Inland Empire	Truck to South Coast AQMD Regional Distribution	3.74%	1.30%	81
	11	Inland Empire	Inland Empire	-	Truck to South Coast AQMD Regional Consumption	21.38%	7.46%	80
	13	Inland Empire	-	-	Truck to South Coast AQMD Regional Consumption	59.42%	20.73%	68
	Goods with Origin and Destination in South Coast AQMD Jurisdiction Total:					100%	34.89%	

GOODS FLOW CATEGORY	PATHWAY	SOUTH COAST AQMD JURISDICTION LOGISTICS NODE 1	SOUTH COAST AQMD JURISDICTION LOGISTICS NODE 2	SOUTH COAST AQMD JURISDICTION LOGISTICS NODE 3	DESTINATION	GOODS SHARE WITHIN CATEGORY	GOODS SHARE OF TOTAL SUBJECT TO RELOCATION	TRUCK MILES
[A]	[B]	[C]	[D]	[E]	[F]	[G]	[H]	[I]
Category 6: South Coast AQMD Jurisdiction Origin and National Distribution Destination	1	Port Area	-	-	Truck to Northern California Distribution	3.56%	0.59%	201
	2	Port Area	-	-	Downtown Rail to National Distribution	23.96%	4.00%	28
	4	Port Area	Inland Empire	-	Truck to Non-District Regional Distribution	3.06%	0.51%	228
	5	Port Area	Inland Empire	-	Truck to Northern California Distribution	0.72%	0.12%	302
	6	Port Area	Inland Empire	-	Inland Empire Rail to National Distribution	4.20%	0.70%	80
	8	Port Area	Inland Empire	Inland Empire	Truck to Non-District Regional Distribution	0.74%	0.12%	240
	9	Inland Empire	-	-	Truck to Northern California Distribution	4.14%	0.69%	300
	10	Inland Empire	-	-	Inland Empire Rail to National Distribution	42.22%	7.05%	79
	12	Inland Empire	Inland Empire	-	Truck to Non-District Regional Consumption	4.26%	0.71%	239
	14	Inland Empire	-	-	Truck to Non-District Regional Consumption	11.83%	1.98%	227
	15	Inland Empire	-	-	Downtown Rail to National Distribution	1.31%	0.22%	126
	Goods with Origin in South Coast AQMD Jurisdiction and National Distribution Total:						100%	16.70%
Weighted Average Baseline Pathway Miles:								95
Notes: 1. The pathways shown in this exhibit reflect the goods flow pathways as represented in Leachman (2017). 2. This table shows pathways for each of the goods flow categories outlined in Exhibit 2. Because the categories with origin inside the South Coast AQMD jurisdiction are assumed to follow similar pathways to imported goods, they draw from the same pathways as the imported goods. The associated pathway share is scaled according to each goods category's share of the total analyzed goods, as shown in Exhibit 2. 3. Each pathway has 1-3 warehouses in its distribution chain, labeled by its location either near the ports of the San Pedro Bay or in the Inland Empire. To approximate the location of the average warehouse located in Los Angeles County near the ports, we use the location of the intermodal container transfer facility (ICTF). In the Inland Empire, we use a point halfway between the cities of Riverside and San Bernardino. 4. Because different warehouses fulfill different distributional functions, some goods visit multiple warehouses in the Inland Empire before leaving for their next destination.								

To estimate the change in trucking distance associated with the relocation of a warehouse to an outlying market area, we follow an approach similar to the baseline. For each of the 15 pathways shown in Exhibits 2 and 3, we specify alternate pathways where a warehouse in that pathway relocates to each outlying market. Exhibit 4 maps the seven outlying markets considered in our analysis: North of District, Coastal Areas; North of District Bakersfield; South of District, San Diego; East of District, Desert Areas; Las Vegas; Western AZ; and Phoenix. For example, Exhibit 5 shows how pathways 1, 5 and 9 would change if warehouses on those pathways were to relocate from the South Coast AQMD jurisdiction to the Bakersfield area.

EXHIBIT 4. SOUTH COAST AQMD JURISDICTION AND RELOCATION MARKETS

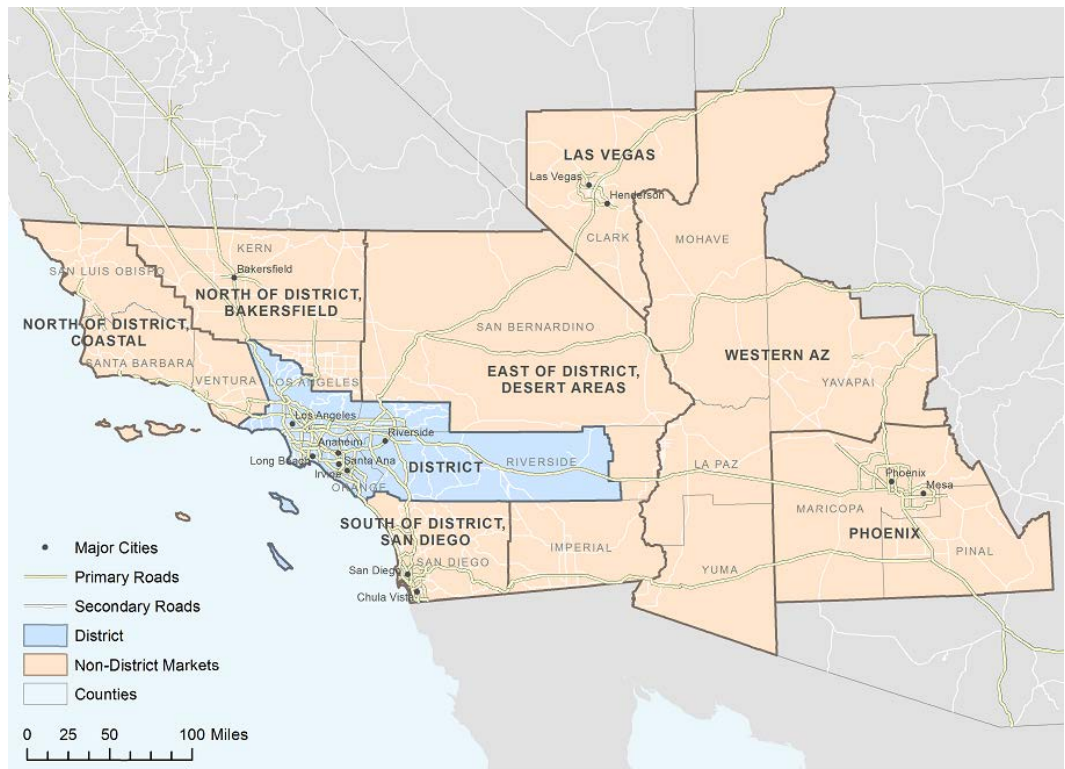


EXHIBIT 5. ILLUSTRATION OF PATHWAYS 1, 5, AND 9 GOODS FLOW WITH WAREHOUSE RELOCATION



Due to complexities inherent in the routing of goods through warehouses, we make several simplifying assumptions to estimate the trucking distance associated with relocation of a warehouse to each outlying market area. These include the following:

- **Only final warehouse in pathway chain relocates:** Estimation of travel distance associated with warehouse relocation is complicated since a given warehouse may represent one of many stops on a shipment's transit to its ultimate destination. Thus, the increase in distance associated with warehouse relocation may depend, in part, on where the warehouse sits along a pathway.¹⁷

For example, it seems unlikely the first warehouse in Exhibit 6 (just north of the San Pedro Bay ports) would relocate to Phoenix, resulting in much higher transportation costs due to its goods routing from the San Pedro Bay ports to Arizona and then back to the Inland Empire, then back out for distribution outside the South Coast AQMD jurisdiction. It is more likely the *second* warehouse in the baseline pathway would relocate to Phoenix, having a more modest effect on total travel distance.

¹⁷ Each warehouse's location within the supply chain may also affect whether it is likely to relocate. For example, warehouses serving transloading functions based on proximity to the port area may be unlikely to relocate.

For the purposes of estimating the distance associated with alternate good pathways for those pathways involving multiple warehouses, we only estimate the change in distance based on relocation of the last warehouse located inside South Coast AQMD jurisdiction in the pathway. This approach assumes it is unlikely goods would be trucked outside the South Coast AQMD jurisdiction to an intermediary warehouse and then back into the South Coast AQMD jurisdiction to another warehouse due to the increase this would have on transportation costs. For imported goods, warehouses earlier in the chain are more likely to serve functions directly relevant to goods processing from the ports or firm in the South Coast AQMD jurisdiction and would be less likely to relocate further from the ports.

EXHIBIT 6. SAMPLE GOODS PATHWAY WITH RELOCATION ALTERNATIVE



- Impact of multiple warehouses on a goods pathway relocating:*** If multiple warehouses from a given pathway relocate to the same outlying market, the net change in distance traveled is not likely to be significantly different than one warehouse relocating. In each scenario, the goods are trucked from the South Coast AQMD jurisdiction to the outlying market one time, and distances between warehouses within each market area are assumed marginal. We do not consider how travel distance associated with one warehouse relocating is affected by the relocation of other warehouses on the same goods pathway.

- ***No splitting of pathways between multiple outlying market areas:*** We do not account for multiple warehouses from a given pathway relocating to different outlying markets because the transportation costs of doing so are likely to be prohibitive.
- ***Warehouse locations:*** To approximate the change in travel distance between the baseline and each alternate pathway, we make use of common warehouse locations to estimate transportation distances:
 - For goods pathways using warehouses in the ports vicinity, we use the intermodal container transfer facility (ICTF) as an approximate warehouse location.¹⁸
 - For goods pathways using warehouses in the Inland Empire, we use a point halfway between the cities of Riverside and San Bernardino as an approximate warehouse location.
 - For alternate goods pathways using warehouses in each outlying market area, we use the geographic centroid of existing warehouses in that market area as the approximate warehouse location.

While these assumptions do not provide the most precise estimate of the change in distances for each individual warehouse, they provide a reasonably accurate representation of the magnitude of this change for a typical warehouse.

- ***Re-orientation of goods pathways:*** We do not consider any re-orientation of goods pathways (or the share of goods that follow each pathway) due to warehouse relocation or other effects resulting from implementation of the ISR.

Based on these assumptions, we estimated the distance associated with each combination of pathway and outlying market area, as presented in Exhibit 7. For example, consider pathway 10 in goods flow category 4 (imported through the ports) and category 6 (produced locally within the South Coast AQMD jurisdiction). In each instance, the baseline version of pathway 10 has the goods stop once at a warehouse in the Inland Empire, then trucked to the Inland Empire intermodal rail terminal where they are loaded for national distribution. In each alternate version of pathway 10, the Inland Empire warehouse is replaced with a warehouse in each outlying market area, and the goods are trucked onward to the appropriate local intermodal rail terminal from there. The net change in total truck miles traveled for each market area is captured in the row for pathway 10 in Exhibit 7 as the difference between the value for each outlying market and the baseline value.

¹⁸ The ICTF is located approximately five miles north of the ports of the San Pedro Bay, near the intersections of the 405 and 710 Freeways at 2401 East Sepulveda Boulevard in Long Beach, California. 90810.

EXHIBIT 7. RELOCATION PATHWAYS, TRUCK TRAVEL DISTANCE

GOODS FLOW CATEGORY	PATHWAY	TRUCK TRAVEL DISTANCE WITH WAREHOUSE RELOCATION (MILES)								GOODS SHARE WITHIN CATEGORY ¹	GOODS SHARE OF TOTAL SUBJECT TO RELOCATION ²
		BASELINE	SAN DIEGO	DESERT AREAS	COASTAL AREAS	BAKERSFIELD	LAS VEGAS	WESTERN AZ	PHOENIX		
Category 1: National Origin, South Coast AQMD Jurisdiction destination	Pathways not modeled. Change in transport distance assumed to be zero.									100%	-
Category 2: National Origin, bound for export	Pathways not modeled. Change in transport distance assumed to be zero.									100%	-
Category 3: South Coast AQMD Jurisdiction Origin, bound for export	Pathways not modeled. Change in transport distance assumed to be zero.									100%	-
Category 4: Imports	1	201	395	309	260	214	652	699	919	2.99%	1.45%
	2	28	124	136	178	160	298	371	384	20.16%	9.76%
	3	70	197	153	198	316	521	560	693	2.45%	1.19%
	4	228	317	291	304	411	566	592	669	2.57%	1.25%
	5	302	396	311	262	215	653	700	920	0.61%	0.30%
	6	80	125	138	180	161	299	372	385	3.53%	1.71%
	7	81	247	167	305	417	535	565	699	0.59%	0.29%

GOODS FLOW CATEGORY	PATHWAY	TRUCK TRAVEL DISTANCE WITH WAREHOUSE RELOCATION (MILES)								GOODS SHARE WITHIN CATEGORY ¹	GOODS SHARE OF TOTAL SUBJECT TO RELOCATION ²
		BASELINE	SAN DIEGO	DESERT AREAS	COASTAL AREAS	BAKERSFIELD	LAS VEGAS	WESTERN AZ	PHOENIX		
	8	240	367	305	411	512	580	597	674	0.63%	0.30%
	9	300	395	309	260	214	652	699	919	3.49%	1.69%
	10	79	124	136	178	160	298	371	384	35.52%	17.20%
	11	80	245	165	303	415	533	563	697	3.39%	1.64%
	12	239	365	303	409	510	579	595	673	3.58%	1.73%
	13	68	196	151	196	315	520	559	692	9.41%	4.56%
	14	227	316	289	302	410	565	591	668	9.96%	4.82%
	15	126	124	136	178	160	298	371	384	1.10%	0.53%
Category 5: Origin and Destination of South Coast AQMD Jurisdiction	3	70	197	153	198	316	521	560	693	15.46%	5.39%
	7	81	247	167	305	417	535	565	699	3.74%	1.30%
	11	80	245	165	303	415	533	563	697	21.38%	7.46%
	13	68	196	151	196	315	520	559	692	59.42%	20.73%
Category 6: South Coast AQMD Jurisdiction Origin and National Distribution Destination	1	201	395	309	260	214	652	699	919	3.56%	0.59%
	2	28	124	136	178	160	298	371	384	23.96%	4.00%
	4	228	317	291	304	411	566	592	669	3.06%	0.51%

GOODS FLOW CATEGORY	PATHWAY	TRUCK TRAVEL DISTANCE WITH WAREHOUSE RELOCATION (MILES)								GOODS SHARE WITHIN CATEGORY ¹	GOODS SHARE OF TOTAL SUBJECT TO RELOCATION ²
		BASELINE	SAN DIEGO	DESERT AREAS	COASTAL AREAS	BAKERSFIELD	LAS VEGAS	WESTERN AZ	PHOENIX		
	5	302	396	311	262	215	653	700	920	0.72%	0.12%
	6	80	125	138	180	161	299	372	385	4.20%	0.70%
	8	240	367	305	411	512	580	597	674	0.74%	0.12%
	9	300	395	309	260	214	652	699	919	4.14%	0.69%
	10	79	124	136	178	160	298	371	384	42.22%	7.05%
	12	239	365	303	409	510	579	595	673	4.26%	0.71%
	14	227	316	289	302	410	565	591	668	11.83%	1.98%
	15	126	124	136	178	160	298	371	384	1.31%	0.22%
TOTAL WEIGHTED AVERAGE:		95	196	170	219	271	442	493	574	TOTAL:	100%
DIFFERENCE FROM BASELINE:		0	101	75	123	176	347	398	479		
Notes: <ol style="list-style-type: none"> Each percentage value in this column represents a pathway's share of the goods flow for a given goods flow category. For example, pathway 1 accounts for 2.99 percent of the goods flow for goods flow category 1. Each percentage value in this column represents that category and pathway's combined share of the goods flow across all goods subject to alternate routing to different warehouses under the ISR. For example, goods that are imported and follow pathway 1 make up 1.1 percent of the goods subject to potential re-routing. 											

Using the baseline distances in Exhibit 3 with the distances associated with outlying markets in Exhibit 7, it is possible to estimate the change in trucking distance associated with warehouse relocation. The change in distance for a given warehouse, however, would depend on the pathway(s) the warehouse in question serves. Some warehouses may serve a single pathway only, while others may serve several. Because warehouse-specific pathway information is unavailable, the change in distance for a given warehouse is uncertain. To account for this uncertainty, we specify two pathway scenarios designed to yield low-end and high-end estimates of the change in warehouse relocations associated with the ISR:

1. ***Composite pathway scenario:*** Under this scenario, we assume each warehouse is representative of the entire South Coast AQMD jurisdiction's warehousing sector and serves all 15 pathways shown in Exhibits 2 and 3 in proportion to the goods flow associated with each pathway. Thus the change in trucking distance associated with relocating to a given outlying market area is the difference between the weighted average of the weighted average trucking distance across all 15 pathways for the outlying market area in question (shown near the bottom of Exhibit 7) and the baseline trucking distance across all 15 pathways (shown in the bottom of Exhibit 3). For both the baseline and outlying markets, we weight the pathway-specific distances by the percentage share of goods volume as derived from Leachman (2017) (column H in Exhibit 3).¹⁹ Following this approach, the weighted average baseline distance is 95 miles (see Exhibit 3), and the weighted average distance for the outlying markets ranges from 170 miles for the Desert Areas to 574 miles for the Phoenix area.
2. ***Specialized pathway sensitivity scenario:*** This scenario is designed to account for the possibility that some warehouses may specialize in any one pathway, with the exception of a limited number of pathways. Rather than using the weighted distance across all pathways for a given outlying area, we conduct the analysis iteratively one pathway at a time, assuming all warehouses are on a given pathway for each iteration of the analysis. After running the analysis for all pathways, we calculate the weighted average of the resulting warehouse relocation estimates, using the goods volumes associated with each pathway as weights. For example, based on the distances in Exhibit 7 associated with the Bakersfield market area, we conduct the relocation analysis iteratively based on one-way distances of 160 miles (pathway 2), 316 miles (pathway 3), etc. and calculate the weighted average of the resulting number of relocations.

This scenario models specialization for most, but not all, pathways. A number of sources suggest warehouses in the South Coast AQMD jurisdiction are unlikely to specialize in the pathways that route goods to Northern California (pathways 1, 5, and 9 in Exhibits 2 and 3 above). Specifically, a 2013 survey of warehouses in the South Coast AQMD jurisdiction found among the warehouses that ship goods to Northern California, goods on this route accounted for no more than 40 percent

¹⁹ This excludes goods included in categories 1 through 3 in Exhibit 1 since those goods flows are assumed to be unaffected by changes in warehouse relocation.

of the goods handled.²⁰ This 40 percent value represented the highest percentage among all survey respondents.

Furthermore, unlike the other outlying market areas considered in this analysis, Northern California is located in close proximity to another major port, the Port of Oakland. To minimize transportation costs, it is likely most cargo owners with goods bound for Northern California would ship them through the Port of Oakland rather than the San Pedro Bay ports in Southern California. This would suggest warehouses in the South Coast AQMD jurisdiction would not find specialization in Northern California goods pathways to be economically viable. The fact that most cargo ships that visit the San Pedro Bay ports also visit the Port of Oakland (see Exhibit 8) further supports this conclusion, as it suggests the costs of distributing goods to Northern California are lower via the Port of Oakland than through the San Pedro Bay ports.

EXHIBIT 8. OVERLAP BETWEEN VESSELS VISITING SAN PEDRO BAY PORTS AND THE PORT OF OAKLAND

YEAR	% OF SHIPS VISITING SAN PEDRO BAY PORTS THAT VISIT OAKLAND
2019	77%
2018	72%
2017	74%
2016	78%

Source: South Coast AQMD staff analysis of the IHS-Seaweb data.

Based on this information, we include a single Northern California composite pathway in the iterative analysis conducted for the specialized pathway sensitivity scenario. Drawing on the results of the South Coast AQMD warehouse survey described above, the specialized pathway sensitivity scenario assumes 40 percent of the goods flow handled by warehouses that serve Northern California are bound for Northern California. These are allocated across the Northern California pathways (1, 5, and 9) in proportion to the percentages shown in Exhibit 3 for these pathways.²¹

Of the remaining 60 percent of the goods handled by these warehouses, we assume 30 percent remains in the South Coast AQMD jurisdiction and 30 percent is distributed nationally. These figures are also based on the South Coast AQMD

²⁰ South Coast AQMD, SCAQMD High Cube Warehouse Truck Trip Study White Paper Summary of Business Survey Results, June 2014, available at <http://www.aqmd.gov/docs/default-source/ceqa/handbook/high-cube-warehouse-trip-rate-study-for-air-quality-analysis/business-survey-summary.pdf?sfvrsn=2>.

²¹ For example, pathways 1, 5, and 9 cumulatively account for account for 4.84 percent of the goods flow potentially affected by the warehouse ISR in Exhibit 3 above. Pathway 1 accounts for 2.04 percent, which is 42.1 percent of the 4.84 percent across all three pathways ($2.04/4.84=42.1$ percent). Therefore, given that we assume 40 percent of the goods flow is on Northern California pathways under this scenario, we assume that 16.9 percent follows pathway 1 ($0.421 \times 0.40=16.9$ percent).

warehouse survey. For those warehouses that reported more than 30 percent of goods distributed to Northern California, the highest percentage reported for out of state distribution was 23 percent. Because our modeling shows warehouses specializing in national distribution are more conducive to relocation than warehouses distributed locally, we view 30 percent for national distribution as a reasonable conservative estimate. This leaves the remainder, 30 percent for local distribution.

We allocate both the 30 percent distributed nationally and 30 percent distributed locally proportionately to the goods flow pathways associated with each category. Based on these assumptions, Exhibit 9 shows the assumed allocation across pathways for those warehouses that serve the Northern California market. Note that the pathways in Exhibit 9 are organized by destination region (i.e., Northern California, national distribution, and local distribution).

EXHIBIT 9. ALLOCATION OF GOODS ACROSS PATHWAYS FOR WAREHOUSES IN THE SOUTH COAST AQMD JURISDICTION THAT SERVE NORTHERN CALIFORNIA

PATHWAY	PATHWAY DESCRIPTION	PATHWAY REGION	PATHWAY PERCENT
1	Truck to Northern California Distribution	Northern California	16.9%
5	Truck to Northern California Distribution	Northern California	3.5%
9	Truck to Northern California Distribution	Northern California	19.7%
2	Downtown Rail to National Distribution	National	10.0%
6	Inland Empire Rail to National Distribution	National	1.8%
10	Inland Empire Rail to National Distribution	National	17.7%
15	Downtown Rail to National Distribution	National	0.5%
3	Truck to South Coast AQMD Regional Distribution	Local	3.7%
4	Truck to Non-District Regional Distribution	Local	1.0%
7	Truck to South Coast AQMD Regional Distribution	Local	0.9%
8	Truck to Non-District Regional Distribution	Local	0.2%
11	Truck to South Coast AQMD Regional Consumption	Local	5.1%
12	Truck to Non-District Regional Consumption	Local	1.4%
13	Truck to South Coast AQMD Regional Consumption	Local	14.1%
14	Truck to Non-District Regional Consumption	Local	3.8%

Within the framework of the specialized pathway scenario analysis, the iteration of the analysis conducted for warehouses that serve Northern California is given a weight equal to the sum of the goods flow percentages across the Northern California pathways, as presented in Exhibit 3 (or 4.8 percent).

Trucking Cost Impacts

The estimated change in trucking distance derived from the methods outlined above is a key input into our analysis of the trucking cost impacts associated with warehouse

relocation. The following equation details our approach for estimating these trucking cost impacts.

$$(1) \Delta T_r = (2 \times \Delta D_r) \times cpm \times (p \times s) \times cf$$

Where ΔT_r is the change in trucking costs associated with relocating a warehouse from the South Coast AQMD jurisdiction to outlying market area r ;

ΔD_r is the change in one-way goods pathway trucking distance associated with relocating a warehouse from the South Coast AQMD jurisdiction to outlying market area r ;

cpm is the trucking cost per mile;

p is the number of truck trips per 1000 square feet of warehouse space;

s is the warehouse square footage divided by 1000;²² and

cf is a conversion factor for converting warehouse truck trips to pathway trips.

Below we describe our approach for specifying each of these analytic elements.

Two-Way Trucking Distance

The change in trucking distance is critical in the estimation of the trucking cost impacts associated with warehouse relocation. The distance estimates presented in the previous section, however, reflect the one-way distance impacts associated with warehouse relocation. In practice, warehouse relocation would also increase the distance trucks travel going in the other direction (i.e., back toward the South Coast AQMD jurisdiction). To account for this effect, we multiply the one-way distances presented above to estimate the two-way trucking distance impact associated with warehouse relocation. This two-way distance is represented as $(2 \times \Delta D_r)$ in Equation 1.

Trucking Cost Per Mile

The results of the travel distance calculations are used in conjunction with per-mile costs for trucking transport. We use per-mile trucking costs for the West region from the American Transportation Research Institute's 2019 annual report on trucking costs.²³ This value is \$1.84 per mile for Class 8 trucks, adjusted for inflation from 2018 to 2019 dollars using the GDP implicit price deflator.²⁴ To approximate the value for Class 4-7 trucks, we use the ratio of per-mile costs for straight trucks reported by ATRI in 2017 with the 2019 annual report's data. This value is \$1.77 per mile for Class 4-7 trucks. As a

²² The term $(p \times s)$ therefore represents the number of truck trips for a warehouse.

²³ Murray, D. & Glidewell, S. 2019. "An Analysis of the Operational Costs of Trucking: 2019 Update." American Transportation Research Institute.

²⁴ We use annual gross domestic product implicit price deflators to inflate prices to the current dollar year (2019). These values were obtained from the Federal Reserve Bank of St. Louis Economic Research Division (FRED) and are indexed to 2012 (2012 = 100.00). The values are as follow: 2018=110.42, 2019=112.35.

U.S. Bureau of Economic Analysis, Gross domestic product (implicit price deflator) [A191RD3A086NBEA], retrieved from FRED, Federal Reserve Bank of St. Louis; <https://fred.stlouisfed.org/series/A191RD3A086NBEA>, October 11, 2020.

sensitivity analysis on this value, we also consider data from Freightwaves (2020), which reports lower- and upper-bound estimates of \$1.16 and \$3.05 per mile, respectively.²⁵

We note two caveats regarding these trucking cost values. First, we do not consider potential differences in traffic between driving inside and outside the South Coast AQMD jurisdiction. We apply the trucking costs per mile, which do not rely on driving time. Second, we do not account for changes in the number of truck trips possible in a single driver's day as a result of warehouse relocation. This exclusion could underestimate the true cost of warehouse relocation, as drivers would have more downtime that they would prefer to spend transporting goods.

Number of Trips

As shown in Equation 1 above, we calculate the number of trips relative to each warehouse by multiplying the trip rate (trips per 1,000 square feet) by the square footage of each warehouse. We use South Coast AQMD's trip rates per 1,000 square feet of warehousing space included as default rates in the current draft ISR text.²⁶ These values are presented in Exhibit 10.

EXHIBIT 10. TRUCK TRIP RATES PER 1000 SQUARE FEET OF WAREHOUSE SPACE

WAREHOUSE TYPE	CLASS 8	CLASS 4-7
High Cube Transload & Short-Term Storage ($\geq 200k$ sf) ¹	0.33	0.12
Warehouse (100k – 200k sf) ^{1,2}	0.21	0.14
Cold Storage ($\geq 100k$ sf) ¹	0.75	0.29
Trip rates adapted by South Coast AQMD based on the following studies: ¹ "Truck Trip Generation Study," 2003. City of Fontana, San Bernardino County. ² "High Cube Warehouse Vehicle Trip Generation Analysis," 2016. Prepared for South Coast Air Quality Management District and National Association of Industrial and Office Properties by the Institute of Transportation Engineers.		

To apply the trip rates presented in Exhibit 10 in the relocation analysis, we adjust them in two ways. The first adjustment relates to the difference between a truck trip to or from a single warehouse versus a trip over an entire goods flow pathway. Because our analysis relies upon the distance along goods flow pathways, it must also use estimates of the total number of pathway trips (i.e., trips over the entire pathway). Because one full trip along a goods flow pathway may involve stops at several warehouses, a pathway trip may include truck trips to/from individual warehouses. In other words, one pathway trip may include more than one truck trip to/from warehouses. To convert the warehouse level truck trips

²⁵ Henry, C. "What is the Total Cost Per Mile for truckload carriers?" January 13, 2020. Freightwaves.com.

²⁶ "Draft WAIRE Menu Technical Report" March 3, 2020. South Coast Air Quality Management District.

in Exhibit 10 to pathway trips, we divide the number of truck trips by the number of warehouses per pathway.

The second adjustment reflects how truck trips are defined in the data presented in Exhibit 10. Specifically, a truck trip means the one-way trip a truck or tractor makes to or from a site with at least one warehouse to deliver or pick up goods stored at that warehouse for later distribution to other locations. Based on this definition, a truck or tractor entering a warehouse site and then leaving that site counts as two trips.

Putting this accounting practice in the context of a single warehouse situated along a goods flow pathway, the trip values in Exhibit 10 would lead to overestimation of the number of trips along a pathway. For example, consider a pathway that includes a single warehouse between the Port of Long Beach and the Inland Empire Rail Terminal. If a shipment of goods is transported to the one warehouse on this pathway and subsequently shipped from that warehouse to the rail terminal, the trip data for the warehouse in question would count that shipment as two separate truck trips: one inbound to the warehouse from the port and one outbound from the warehouse to the rail terminal. This results in double counting of trips through the warehouse. To avoid double counting, we divide the trip rates presented in Exhibit 10 by two.

These two adjustments together constitute the conversion factor cf shown in Equation 1 above. Specifically, the conversion factor is calculated as follows:

$$(2) \quad cf = \frac{1}{w_p} \times \frac{1}{2}$$

Where cf is the factor converting warehouse truck trips to pathway trips; and

w_p is the number of warehouses along a given goods flow pathway.

Based on Equation 2, we derived the values of cf shown in the right-most column in Exhibit 11. The final row of the exhibit includes the weighted average value across pathways, using the proportion of the goods flow associated with each pathway as weights.

EXHIBIT 11. DERIVATION OF CONVERSION FACTORS

PATHWAY NUMBER [A]	PATHWAY DESCRIPTION [B]	NUMBER OF WAREHOUSES ON PATHWAY [C]	CONVERSION FACTOR [D]=1/(C×2)
1	Truck to Northern California Distribution	1	0.50
2	Downtown Rail to National Distribution	1	0.50
3	Truck to South Coast AQMD Regional Distribution	2	0.25
4	Truck to Non-District Regional Distribution	2	0.25
5	Truck to Northern California Distribution	2	0.25
6	Inland Empire Rail to National Distribution	2	0.25
7	Truck to South Coast AQMD Regional Distribution	3	0.17
8	Truck to Non-District Regional Distribution	3	0.17
9	Truck to Northern California Distribution	1	0.50
10	Inland Empire Rail to National Distribution	1	0.50
11	Truck to South Coast AQMD Regional Consumption	2	0.25
12	Truck to Non-District Regional Consumption	2	0.25
13	Truck to South Coast AQMD Regional Consumption	1	0.50
14	Truck to Non-District Regional Consumption	1	0.50
15	Downtown Rail to National Distribution	1	0.50
Weighted Average Across Pathways		1.27	0.39

Rail Cost Impacts

In addition to changes in trucking costs, the cost of rail transport is also affected by alternate goods pathways involving warehouse relocation to outlying market areas. Our assessment of the change in rail costs is based on a similar equation as specified above for trucking costs:

$$(3) \Delta R_r = \Delta D_r \times cpm_r \times (p \times s) \times cf$$

Where ΔR_r is the change in rail costs associated with relocating a warehouse from the South Coast AQMD jurisdiction to outlying market area r ;

ΔD_r is the change in rail goods pathway distance associated with relocating a warehouse from the South Coast AQMD jurisdiction to outlying market area r ;

cpm_r is the rail cost per mile;

p is the number of *truck* trips per 1000 square feet of warehouse space, and

s is the warehouse square footage divided by 1000.²⁷

cf is a conversion factor for converting warehouse truck trips to pathway trips.

Although this equation is based on the number of *truck* trips (p), we use this equation because we derive the *rail* cost per mile from the ratio of rail costs per ton mile to

²⁷ The term $(p \times s)$ therefore represents the number of truck trips for a warehouse.

trucking costs per ton mile, as reported by the Congressional Budget Office.²⁸ This source reports per-ton-mile freight costs for rail of \$0.051 and corresponding per-ton-mile freight costs by truck of \$0.156. Based on these values, we calculate a *rail* cost per mile using the following equation:

$$(4) \quad cpm_r = \left(\frac{cptm_r}{cptm_t} \right) \times (cpm_t)$$

Where cpm_r is the rail cost per mile;

$cptm_r$ is the rail cost per ton-mile;

$cptm_t$ is the trucking cost per ton-mile;

cpm_t is the trucking cost per mile used in the Trucking Costs section, \$1.84 per mile.

In effect, applying the estimate of cpm_r as specified in Equation 4 to the specification of costs in Equation 3 provides an estimate equivalent of scaling trucking costs estimated from Equation 1 by the ratio of rail costs per ton mile to trucking costs per ton mile, approximately one-third. This estimate excludes other costs relevant to rail travel, such as added time and changes in reliability.

Change in Rail Distance

Following the potential relocation of a warehouse to an outlying market, some goods pathways that result in rail transport for national distribution will make use of different rail terminals than they do currently within the South Coast AQMD jurisdiction. The result is a change in rail miles traveled for some goods pathways, in addition to the change in truck miles traveled.

For example, if a warehouse serving national distribution via rail were to relocate from the South Coast AQMD jurisdiction to Las Vegas, the result would be an increase in trucking miles and a decrease in total rail miles traveled. This is because goods trucked the initial stretch of the journey east would have been on a train in the baseline for that portion of their journey.

To accomplish this, we identify the relevant intermodal rail facilities in each outlying market area using maps from the National Transportation Atlas Database (NTAD) and the Burlington Northern Santa Fe Railway Company (BNSF), outlined in Exhibit 12 and mapped in Exhibit 13.

²⁸ Austin, D. 2015. "Pricing Freight Transport to Account for External Costs." Congressional Budget Office.

EXHIBIT 12. RELEVANT INTERMODAL FACILITIES

MARKET	CITY	STATE	INTERMODAL FACILITY NAME	ZIP CODE	LATITUDE/ LONGITUDE
North of District, Coastal	Santa Maria	CA	Yellow-Santa Maria-Ca Terminal	93454	34.97587/-120.43372
North of District, Bakersfield	Bakersfield	CA	BNSF-Bakersfield-Ca	93308	35.45047/-119.09855
District	Los Angeles	CA	BNSF-Los Angeles-Ca	90023	34.01267/-118.19678
East of District, Desert Areas	Barstow	CA	BNSF-Barstow-Ca	92311	34.89532/-117.04787
Inland Empire	San Bernardino	CA	BNSF-San Bernardino-Ca	92411	34.10644/-117.32037
South of District, San Diego	Chula Vista	CA	BNSF-San Diego-Ca	91911	32.59299/-117.08152
Las Vegas	Las Vegas	NV	Up-Las Vegas-Nv	89106	36.16162/-115.15788
Western AZ	Kingman	AZ	Lucky 7 Transportation, Inc.-Kingman-Az	86401	35.22756/-114.00087
Phoenix	Glendale	AZ	BNSF-Phoenix Intermodal Facility	85301	33.51873/-112.16439
<p>Sources:</p> <p>BNSF Railway, (2020). "BNSF 6003 Rail Miles Inquiry Tool." Accessed July 2020. http://www.bnsf.com/bnsf.was6/RailMiles/RMCentralController</p> <p>Bureau of Transportation Statistics, (2020). "Layer: Intermodal Freight Facilities." National Transportation Atlas Database. Accessed July 2020. https://www.arcgis.com/home/item.html?id=88ebd67fdc3c4d8ba6f0ee9311960eec</p>					

EXHIBIT 13. MAP OF RELEVANT INTERMODAL FACILITIES



Exhibit 14 shows the baseline rail distance per relevant pathway, as well as the pathway-specific rail distance for each outlying market area. The difference between the pathway-specific values for each outlying market area and the pathway-specific values for the baseline are used for the specialized pathway sensitivity scenario described above. For the Composite pathway scenario, we use the weighted average of the rail distance values shown in Exhibit 14, using the proportion of the goods flow associated with each pathway as weights. The change in weighted average distance for each outlying market area is shown at the bottom of Exhibit 14. The weighted average change in rail distance is negative for some market areas and positive in others.

EXHIBIT 14. RELOCATION SCENARIOS, RAIL TRAVEL

GOODS FLOW CATEGORY	PATHWAY	RAIL TRAVEL DISTANCE (MILES)								GOODS SHARE WITHIN CATEGORY	GOODS SHARE OF TOTAL SUBJECT TO RELOCATION
		BASELINE	SAN DIEGO	DESERT AREAS	COASTAL AREAS	BAKERSFIELD	LAS VEGAS	WESTERN AZ	PHOENIX		
Category 1: National Origin, South Coast AQMD Jurisdiction destination	<i>Pathways not modeled. Change in transport distance assumed to be zero.</i>									100%	-
Category 2: National Origin, bound for export	<i>Pathways not modeled. Change in transport distance assumed to be zero.</i>									100%	-
Category 3: South Coast AQMD Jurisdiction Origin, bound for export	<i>Pathways not modeled. Change in transport distance assumed to be zero.</i>									100%	-
Category 4: Imports	2	890	968	753	1283	893	1091	524	592	20.16%	9.76%
	6	830	968	753	1283	893	1091	524	592	3.53%	1.71%
	10	830	968	753	1283	893	1091	524	592	35.52%	17.20%
	15	830	968	753	1283	893	1091	524	592	1.10%	0.53%
	ELSE	0	0	0	0	0	0	0	0	39.69%	19.21%
Category 5: Origin and Destination of South Coast AQMD Jurisdiction	<i>No pathways affected by changes in rail travel.</i>									100%	-

GOODS FLOW CATEGORY	PATHWAY	RAIL TRAVEL DISTANCE (MILES)								GOODS SHARE WITHIN CATEGORY	GOODS SHARE OF TOTAL SUBJECT TO RELOCATION
		BASELINE	SAN DIEGO	DESERT AREAS	COASTAL AREAS	BAKERSFIELD	LAS VEGAS	WESTERN AZ	PHOENIX		
Category 6: South Coast AQMD Jurisdiction Origin and National Distribution Destination	2	890	968	753	1283	893	1091	524	592	23.96%	4.00%
	6	830	968	753	1283	893	1091	524	592	4.20%	0.70%
	10	830	968	753	1283	893	1091	524	592	42.22%	7.05%
	15	830	968	753	1283	893	1091	524	592	1.31%	0.22%
	ELSE	0	0	0	0	0	0	0	0	28.31%	4.73%
TOTAL WEIGHTED AVERAGE:		350	399	310	528	368	449	216	244	TOTAL:	100%
TOTAL DIFFERENCE FROM BASELINE:		0	49	-40	178	18	99	-134	-106		
Notes: <ul style="list-style-type: none"> The change in rail travel distance only affects the four pathways with national rail distribution as their destination, as listed in Exhibit 3. Rather than unloading the goods at either the Downtown Los Angeles or Inland Empire (San Bernardino) rail terminals, the warehouse relocation necessitates unloading goods at rail terminals in the outlying markets. We assume relocated warehouses in both the Coastal Areas and Bakersfield outlying markets will continue to use the in-District rail terminals due to the lack of alternate rail terminals. The resulting increase in truck travel distance is accounted for in the truck travel distance calculations. 											

Number of Trips

As with trucking, we use South Coast AQMD's trip rates per 1,000 square feet of warehousing space included as default rates in the current draft ISR text (see values in Exhibit 10).²⁹ We calculate the number of trips relative to each warehouse by multiplying the trip rate by the square footage of each warehouse. We also apply the conversion factor described in the trucking cost section above (*cf*) to convert warehouse level trips to pathway trips.

Total Transportation Cost Impacts

To obtain a value for the total effect on transportation costs due to warehouse relocation, we sum the effects on trucking costs and rail costs:

$$\Delta TC_r = \Delta T_r + \Delta R_r$$

Where $\Delta TC_{d,r}$ is the total change in transportation costs associated with relocating a warehouse from the South Coast AQMD jurisdiction to outlying market area r ;

$\Delta T_{d,r}$ is the change in trucking costs associated with relocating a warehouse from the South Coast AQMD jurisdiction to outlying market area r ;

$\Delta R_{d,r}$ is the change in rail costs associated with relocating a warehouse from the South Coast AQMD jurisdiction to outlying market area r ;

This value represents the incremental effect on transportation costs resulting from relocating a warehouse to a given market.

Transportation Cost Impacts Limitations

While the data sources and methods described in this analysis provide reasonable estimates of the transportation cost impact associated with warehouse relocation from the South Coast AQMD jurisdiction, it is important to expand on several limitations which may affect the accuracy of the analysis:

- The goods pathway framework for the analysis is a parsimonious representation of a complex supply chain ecosystem, as exists in the South Coast AQMD jurisdiction. While analyzing the shipment of goods and the location of logistics nodes in this way was necessary to develop this analysis, it is important to note it does not capture every nuance of logistics in the South Coast AQMD jurisdiction.
- The CFS data used to estimate the allocation of goods across different goods flow categories (e.g., imports, locally source goods consumed locally, etc.) is ambiguous regarding the inclusion or exclusion of imports. For the purposes of this analysis, we assumed the CFS data does not reflect imports as they arrive at the San Pedro Bay ports. If we were to assume all imports are reflected in the CFS data upon their arrival at the San Pedro Bay ports, the estimated change in trucking distance would, on average, be seven percent higher than estimated here. To the extent that we underestimate the change in trucking distance, we may

²⁹ "Draft WAIRE Menu Technical Report" March 3, 2020. South Coast Air Quality Management District.

underestimate the costs of relocation and overestimate the degree to which warehouses relocate outside the South Coast AQMD jurisdiction.

- While the per-mile cost estimates we include for both trucking and rail are relatively comprehensive in what they include, they do not capture all cross-medium differences between the two methods. Differences in travel time or reliability between trucking and rail are not considered in these applications.
- This analysis is meant to capture incremental changes in travel cost due to the relocation of an individual warehouse. It does not capture other cost effects, e.g. a logistics company reorienting its business organization away from the San Pedro Bay ports, making changes to warehousing operations to decrease required floor space, or increasing full-truckload shipments.

RENTAL COSTS

This analysis estimates the average change in annual rents for a warehouse relocating to an outlying market area. Based on rental cost data from CoStar, we calculate an average annual rental price per square foot specific to warehouses likely to relocate (excluding cold storage facilities, which we assume will not relocate).³⁰ We then take the difference from the value for the South Coast AQMD jurisdiction to obtain the expected change in annual rent per square foot due to the typical warehouse relocating to each of the outlying market areas. Exhibit 15 illustrates the expected cost changes due to differences in rent.

EXHIBIT 15. DIFFERENCES IN RENTAL PRICES ACROSS MARKETS - YEAR 2019

MARKET	AVERAGE YEARLY RENTAL PRICE PER SQUARE FOOT	DIFFERENCE FROM DISTRICT BASELINE (\$/SQUARE FOOT)
South Coast AQMD Jurisdiction Average	\$10.61	-
Non-District Average	\$6.99	(\$3.62)
Bakersfield	\$4.03	(\$6.57)
Coastal Areas	\$9.32	(\$1.29)
Desert Areas	\$9.75	(\$0.86)
San Diego	\$11.07	\$0.46
Las Vegas	\$7.54	(\$3.07)
Phoenix	\$5.99	(\$4.62)
Western AZ	\$3.84	(\$6.77)

³⁰ The CoStar data are summarized in "Technical Memorandum on Real Estate Markets Neighboring the South Coast AQMD Jurisdiction", prepared by Derek Ehrnschwender and Jason Price, Industrial Economics, for South Coast AQMD. December 12, 2020.

LABOR COSTS

This analysis estimates the average change in warehouse labor costs associated with operating a warehouse in the outlying markets rather than in the South Coast AQMD jurisdiction. This analysis is based upon a cross-geographic comparison of the typical employment required for a distribution warehouse developed by The Boyd Company.³¹

This report measures differences in warehouse labor costs for several cities in the Southwestern U.S. for a model 500,000 square foot distribution warehouse. Where the cities considered in the Boyd report align with the market areas considered in this analysis, we rely on the labor cost values included in the report.

Some California market areas, specifically the South Coast AQMD jurisdiction, Coastal Areas, Bakersfield, and San Diego markets, do not align with the geographic areas captured in the Boyd report. In these cases, we use the Boyd estimate for the Inland Empire as a starting point and scale this value based on county-level wage rates available in California's 2014 Occupational Employment Statistics survey and the mix of occupational categories employed by a warehouse (as specified in the Boyd report).^{32,33} For example, to derive an estimate for the Bakersfield area, we multiplied the Inland Empire cost value from the Boyd report by the ratio of the Kern County warehouse wage rate to the Riverside County warehouse wage rate. The estimated labor costs for each market area are captured in Exhibit 16. All labor rates have been adjusted to 2019 dollars.

EXHIBIT 16. DIFFERENCES IN COST OF LABOR ACROSS MARKETS - 2019\$

MARKET	ESTIMATED ANNUAL LABOR COSTS, MODEL 500,000 SQUARE FOOT WAREHOUSE (2015)	ESTIMATED ANNUAL LABOR COSTS PER 1,000 SQUARE FEET	DIFFERENCE FROM DISTRICT BASELINE (\$/1000sqft)
South Coast AQMD Jurisdiction*	\$6,689,241	\$13,378	\$-
Bakersfield*	\$6,733,087	\$13,466	\$87.69
Coastal Areas*	\$6,690,483	\$13,381	\$2.48
San Diego*	\$6,324,682	\$12,649	\$(729.12)
Desert Areas	\$6,794,841	\$13,590	\$211.20
Las Vegas	\$5,506,778	\$11,014	\$(2,364.93)
Phoenix	\$5,707,995	\$11,416	\$(1,962.49)
Western AZ	\$5,153,621	\$10,307	\$(3,071.24)
*Denotes market areas not fully captured in Boyd (2015). To obtain estimates for these market areas, we adjust the Boyd estimates using a representative sample of county-level labor rates available in California's 2014 Occupational Employment Statistics survey.			

³¹ The Boyd Company (2015). "Comparative Distribution Costs in Port and Intermodal-Proximate Cities: Distribution Warehouse Site Selection."

³² State of California Employment Development Department (2015). Occupational Employment Statistics and Wages.

³³ This mix of personnel includes one first-line supervisor of helpers, laborers, and material movers; one first-line supervisor of transportation and material-moving machine operators, two heavy and tractor-trailer truck drivers; one light truck or delivery service driver; and five laborers and freight, stock, and material movers.

POWER COSTS

We also consider differences in electricity cost across market areas. Boyd (2015) reports power costs for a model 500,000 square foot distribution warehouse across several cities in the Southwestern U.S. Boyd (2015) applies the same power costs to all of the California areas included in the report. We assume these values apply to all market areas in California, regardless of whether they are included in the Boyd report. These estimates are reported in Exhibit 17.

EXHIBIT 17. DIFFERENCES IN COST OF POWER ACROSS MARKETS - YEAR 2019

MARKET	ESTIMATED ANNUAL POWER COSTS, MODEL 500,000 SQUARE FOOT WAREHOUSE AS CONSIDERED IN BOYD (2015)	ESTIMATED ANNUAL LABOR COSTS PER 1,000 SQUARE FEET	DIFFERENCE FROM DISTRICT BASELINE (\$/1000sqft)
South Coast AQMD Jurisdiction	\$899,066	\$1,798	\$-
Bakersfield	\$899,066	\$1,798	\$-
Coastal Areas	\$899,066	\$1,798	\$-
San Diego	\$899,066	\$1,798	\$-
Desert Areas	\$899,066	\$1,798	\$-
Las Vegas	\$825,234	\$1,650	\$(147.66)
Phoenix	\$624,379	\$1,249	\$(549.38)
Western AZ	\$703,039	\$1,406	\$(392.05)

MOVING COSTS

This analysis accounts for the costs of physically moving warehouse operations to a new site. We rely on a one-time moving cost of \$160,000 per facility, derived from moving cost estimates from Petersen and Aase (2016).³⁴ This estimate takes into account several cost categories, including transportation, labor, and inventory storage costs, across one-week, two-week and three-week moving scenarios. We calculate the average of these three scenarios' costs to obtain our moving cost estimate.

DEVELOPMENT FEES

In the slack capacity scenario we account for the development of potential new warehouse capacity to meet potential new demand for warehouses relocated from the South Coast AQMD jurisdiction. Developers that undertake such projects will incur a number of one-time development or impact fees charged by the various jurisdictions in outlying market areas, including fire and rescue fees, transportation mitigation fees, etc. For the purposes of estimating the costs of relocation, we assume such costs will ultimately be borne by warehouse operators who pay rent to the building owner. We annualize these costs over the full 20-year time horizon of our analysis, using discount rates of 1 percent and 4 percent. Although development fees may be reflected in current

³⁴ Petersen, Charles G., and Gerald R. Aase (2016). "Issues in Distribution Center Relocation." Open Journal of Business and Management 4, No. 01.

rents for outlying markets where warehouse capacity could be developed, these fees may not be fully reflected in current rents if no warehouse development has occurred since the development fees were last revised.

Due to the lack of comprehensive data on impact fees related to development of warehousing properties in the Southwest, IEc conducted a review of applicable fees across the seven outlying market areas included in this analysis. This review relied on a selection of sources, including municipal government websites, reports commissioned by governmental associations, and city council ordinances. After compiling the relevant impact fees for each of the seven markets, IEc then converted the estimates to 2019 dollars per square foot. The results of this analysis, outlined in Exhibit 18, show a range of development fees per 1000 square feet by market area.

MODELING OF RELOCATION DECISIONS

Based on the costs of ISR compliance and the costs of relocation calculated, we estimate the number of warehouses that relocate from the South Coast AQMD jurisdiction to the outlying market areas. We develop estimates for different analytic scenarios designed to capture uncertainty regarding the capacity available in each outlying market area (i.e., the medium term capacity area and slack capacity scenario) and uncertainty regarding the goods pathways served by individual warehouses (i.e., the composite pathway scenario and specialized pathway sensitivity scenario).

For each scenario, our modeling of the preferences of an individual warehouse is based on the annualized cash flows associated with ISR compliance and the annualized cash flows associated with relocation, over a 20-year time horizon. For a given analytic scenario, we assume that a warehouse operator's square footage is relocated to an outlying market if the cost condition and capacity condition described in the overview section are met (i.e., if relocation costs for at least one outlying area are less than ISR compliance costs and the available capacity in that area is sufficient to absorb that warehouse's square footage).

Our modeling of this decision accounts not only for the capacity available in each outlying market area prior to introduction of the ISR but also how the relocation decisions of individual warehouses dynamically affect the capacity available in a specific market area and the ability of other warehouses to relocate to that area. The procedure that we follow to capture these dynamics and estimate the number of warehouse relocations is as follows:

- ***Step 1 - Identify the hierarchy of relocation preferences for each warehouse:***
Based on the costs of ISR compliance and relocation, the analysis determines not only whether a given warehouse operation would realize a cost savings by relocating, but also determines the ranking of outlying market areas in terms of the net cost savings that would be realized by relocating.

EXHIBIT 18. DEVELOPMENT IMPACT FEES

MARKET	IMPACT FEE CATEGORY									
	Transportation	Fire & Rescue	Police	School	Water & Sewer	Library	Park	Other	Total (Impact)	Total (\$/1000 sqft)
Bakersfield	\$0.09/sqft	\$0.55/sqft	\$0.14/sqft	\$0.61/sqft	-	\$0.13/sqft	-	\$0.07/sqft	\$1.59/sqft	\$ 1590
Coastal Areas	\$1.48/sqft	\$0.43/sqft	\$0.25/sqft	\$ 0.63/sqft	-	\$ 0.79/sqft	-	\$0.44/sqft	\$ 4.02/sqft	\$ 4020
San Diego	\$ 4.9/sqft	\$ 0.1/sqft	\$ 0.19/sqft	-	-	-	-	-	\$ 5.19/sqft	\$ 5190
Desert Areas	\$0.16/sqft	\$0.39/sqft	-	-	-	-	-	-	\$ 0.55/sqft	\$ 550
Las Vegas	\$0.94/sqft	-	-	-	-	-	-	\$0.01/sqft	\$ 0.95/sqft	\$ 950
Phoenix	\$0.85/sqft	\$0.22/sqft	\$ 0.15/sqft	-	-	\$ 0.02/sqft	\$ 0.27/sqft	\$0.38/sqft	\$ 2.23/sqft	\$ 2230
Western AZ	\$0.26/sqft	\$ 0.4/sqft	\$ 0.14/sqft	-	-	-	-	\$0.01/sqft	\$ 0.81/sqft	\$ 810

- **Step 2 – Array warehouses from largest to smallest:** To account for the degree to which the relocation decision of a given warehouse affects capacity in the outlying market areas and the potential capacity available for other warehouses considering relocation, we model the warehouses sequentially from largest to smallest. The rationale for this ordering is that the cost impacts of the ISR would likely be more significant for larger warehouses and they would therefore have the greatest motivation to relocate.
- **Step 3 – Model relocations to most preferred outlying market area:** Focusing on the most preferred outlying market area for each warehouse operation for which relocation would yield a cost savings, we model the relocation of warehouses in sequence from largest to smallest. The decision of the first warehouse wishing to relocate affects the capacity available in its chosen market area for the second warehouse. The decision of the second warehouse similarly affects capacity available in its chosen market area for the third, and so on. After modeling relocations to individual market areas, we tally the warehouse square footage relocated to each area. Exhibit 19 shows the assumed capacity available as the starting point for the analysis.
- **Step 4 – Model relocations to second most preferred outlying market area:** For those warehouses that were unable to relocate to their most preferred outlying market area due to capacity constraints, we move on to modeling relocations for the second most preferred market area. Starting with the largest of these warehouses, the decision of the first such warehouse affects the capacity available in its chosen market area for the second largest of these warehouses. The decision of the second largest of these warehouses similarly affects the capacity available in its chosen market area for the third largest, and so on. After modeling relocations to individual market areas, we tally the warehouse square footage relocated to each area.
- **Step 5 – Repeat Step 4 for the third, fourth, and fifth most preferred outlying market areas:** After modeling relocations to the second most preferred market area, we move on sequentially to the third, fourth, and fifth most preferred areas. After modeling relocations to individual market areas, we tally the warehouse square footage relocated to each area. Consideration of the sixth and seventh most preferred outlying market areas was not necessary to avoid capacity constraints.
- **Step 6 – Sum warehouse square footage relocated to each market area:** Based on the decisions modeled in the previous steps, we sum the total square footage relocated to each outlying market area.

The process outlined above yields the estimated square footage of warehouse space relocated to each outlying market area. To estimate the number of warehouse operations relocated to each market area, we divide these square footage values by the average square footage per warehouse modeled in this analysis (258,409 square feet). As noted above, the warehouses modeled include all warehouses affected by the ISR, excluding

cold storage warehouses and warehouses at manufacturing facilities. We follow this approach rather than reporting results for individual warehouses due to the uncertainties inherent in individual warehouse costs and relocation decisions. Because our analysis is based on average unit costs applied to all warehouses rather than costs data specific to individual warehouses and because relocation decisions at the individual warehouse level will be based on factors that we have not quantified here, results focused on relocations of individual warehouses would introduce a false sense of precision into the analysis.

EXHIBIT 19. AVAILABLE WAREHOUSE CAPACITY BY MARKET AREA AND CAPACITY SCENARIO (SQUARE FEET)

MARKET	CAPACITY SCENARIO	
	MEDIUM TERM	SLACK CAPACITY
Bakersfield	6,993,909	339,982,129
Coastal Areas	1,083,385	29,361,532
Desert Areas	12,469,835	328,554,568
Las Vegas	7,023,141	460,719,182
Phoenix ¹	35,764,196	28,756,628
San Diego	3,014,243	120,694,750
Western AZ	475,023	164,244,225
Notes:		
<p>1. Estimated medium term capacity for the Phoenix market exceeds slack capacity. This reflects CoStar's reporting of the square footage of parcels available for industrial development in the Phoenix area and CoStar's forecast of industrial development in the Phoenix area. As described in the source memo cited below, our slack capacity estimates are based on the former less the latter, plus projected vacancies. For the Phoenix area, the first part of this expression (i.e., the former less the latter) is a negative number, implying that future industrial developments exceed land zoned for industrial use. This could reflect an implicit assumption in the CoStar forecast that land not currently zoned for industrial development will be converted to industrial. It may also be due to the approach described in the source document below to adjust for the fact that CoStar does not distinguish between future developments on large parcels that can accommodate a 100,000 square foot warehouse and development on other parcels.</p>		

Source: Values derived from CoStar data, as analyzed and reported in Technical Memorandum on Real Estate Markets Neighboring the South Coast AQMD Jurisdiction, prepared by Derek Ehrnschwender and Jason Price, Industrial Economics, for South Coast AQMD. December 12, 2020.

ATTACHMENT 5

RESULTS OF INDIRECT SOURCE RULE WAREHOUSE RELOCATION ANALYSIS

MEMORANDUM | 12 DECEMBER 2020

TO Victor Juan, Ian MacMillan, Paul Stroik, and Shah Dabirian, South Coast Air Quality Management District (South Coast AQMD)

FROM Jason Price, Derek Ehrnschwender, and Nick Manderlink; IEc

SUBJECT Results of Indirect Source Rule Warehouse Relocation Analysis

INTRODUCTION

This memo presents the results of IEc's analysis of potential warehouse relocations that might occur in response to the South Coast Air Quality Management District's (South Coast AQMD's) warehouse indirect source rule (ISR). The relocation results presented in this memo are based on the methods described in IEc's November 30, 2020 memo entitled "ISR Relocation Model – Methodology." Drawing on the approach presented in that memo, this analysis assumes a warehouse operator will relocate if the net costs of ISR compliance exceed the net costs of relocating outside the South Coast AQMD jurisdiction, as long as warehouse capacity is available in areas outside the South Coast AQMD.

The potential destination markets considered for warehouses located in the South Coast AQMD jurisdiction in this analysis include the following:

- **North of District, Bakersfield:** All of Kern County and the non-South Coast AQMD portion of Los Angeles County, including Lancaster and Palmdale.
- **North of District, Coastal:** All of Ventura County, Santa Barbara County, and San Luis Obispo County. Contains the Port of Hueneme, located in Ventura County.
- **East of District, Desert Areas:** All of Imperial County and the non-South Coast AQMD portions of San Bernardino County, including Victorville, and Riverside County.
- **South of District, San Diego:** All of San Diego County, which includes the Port of San Diego.
- **Las Vegas:** All of Clark County, Nevada, which includes the city of Las Vegas.
- **Phoenix:** All of Maricopa County and Pinal County, Arizona.
- **Western Arizona:** All of the four Arizona counties to the west of Phoenix: Yuma, La Paz, Mohave, and Yavapai counties.

SPECIFICATION OF ANALYTIC SCENARIOS

Our estimates of relocation depend on several factors, most significantly on our assumptions regarding the following:

- Each outlying market's capacity to absorb warehouses from the South Coast AQMD jurisdiction.

- The transportation distance implications of relocating to each outlying market.

To account for the uncertainty in these parameters, we estimate relocation under different analytic scenarios defined according to each of these parameters, as detailed below. Together these scenarios enable the estimation of low-end and high-end relocation estimates that bound our estimates of warehouse relocations. Scenarios that assume lower warehousing capacity in outlying markets will yield relocation estimates lower than scenarios that assume relatively high capacity availability. Similarly, scenarios that assume less specialization in the routing of goods will yield lower relocation estimates than scenarios that assume more routing specialization.

CAPACITY SCENARIOS

A key uncertainty in the relocation analysis is the capacity of outlying markets to absorb warehousing activity operating in the South Coast AQMD jurisdiction. Existing capacity in these outlying markets is fairly limited relative to the square footage of warehouse space in the South Coast AQMD jurisdiction, though warehouse space could be constructed on land zoned for industrial development in these areas. Whether and to what degree such development would occur in response to an ISR is a key question for the purposes of our analysis. To address this uncertainty, we estimate relocations under two capacity scenarios:

- **Medium-term capacity:** This measure of capacity includes current vacant capacity and new capacity proposed or currently under construction in the outlying market areas. This scenario, in effect, assumes no new construction of warehouse space beyond what is already planned in the outlying market areas. It provides a reasonable representation of capacity until such time that new capacity developments can obtain approval and complete construction.
- **Slack capacity:** This measure of capacity includes projected warehouse vacancies and also assumes all land that is (1) zoned for industrial development in the outlying market areas and (2) is within 2 miles of a major road is developed into warehouse space. Because it is unlikely that all this land would be developed into warehouse space, this measure of capacity represents an upper bound estimate of warehouse capacity in outlying markets.

For both capacity scenarios, we account for capacity constraints such that the warehouse square footage relocated to a given area does not exceed available capacity in that area.

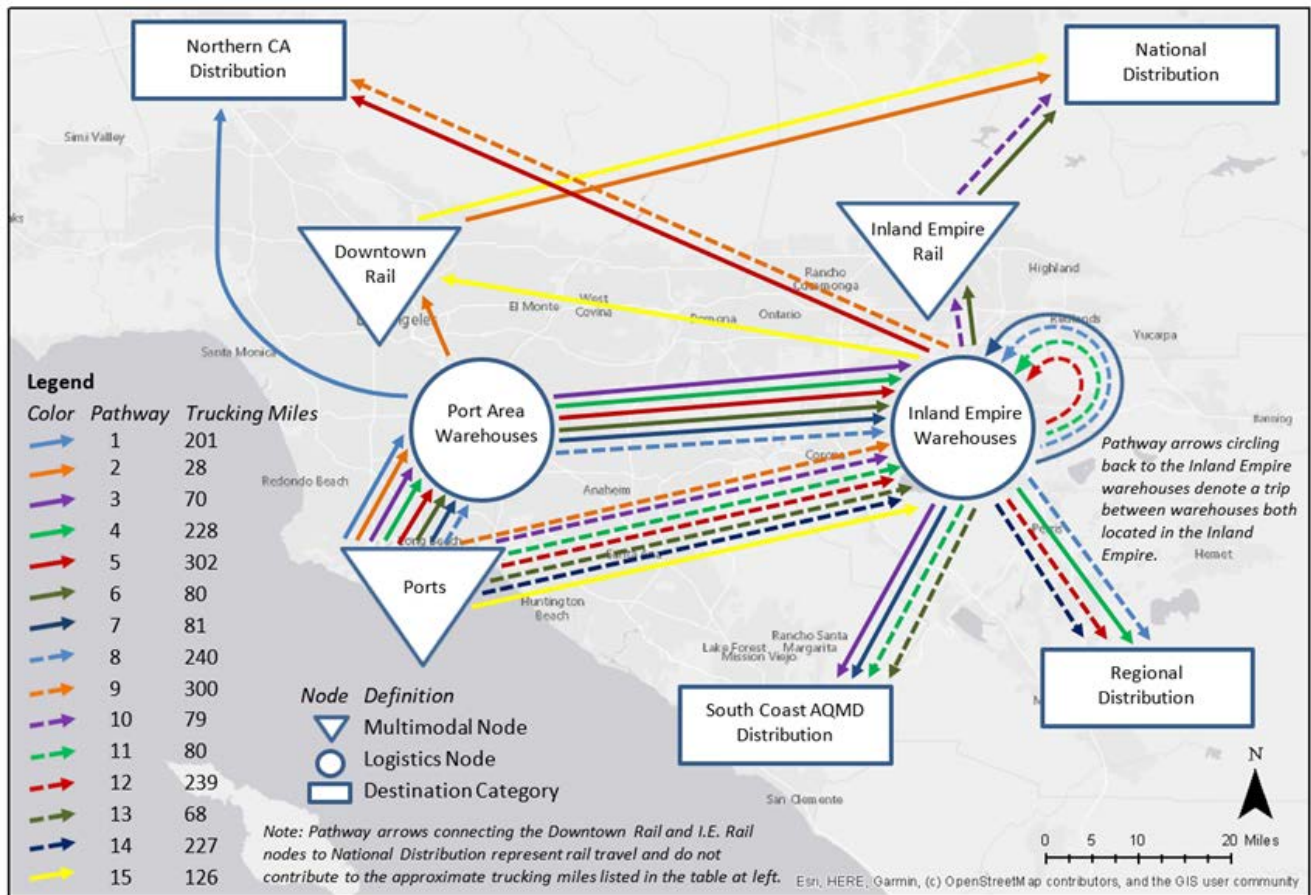
PATHWAY SCENARIOS

The single most important variable in estimating the transportation cost impacts of relocation is the change in transport distance. The change in distance depends on both the route goods follow through the South Coast AQMD jurisdiction and the specific outlying market area to which a warehouse might relocate. To account for the routing of goods, we rely on a series of goods flow pathways derived from Leachman (2017) and the Bureau of Transportation Statistics' Commodity Flow Survey.¹ Shown in Exhibit 1, each of these goods-flow pathways represents a routing of goods through the South Coast AQMD jurisdiction. If a warehouse were to relocate outside of the area, the flow of goods

¹ Leachman, R. 2017. "Strategic Initiatives for Inland Movement of Containerized Imports at San Pedro Bay." Institute for Transport Studies, University of California at Berkeley.

handled by that warehouse would deviate from one or more of the pathways shown in Exhibit 1, potentially leading to an increase in transport distance (and costs).

EXHIBIT 1. GOODS FLOW PATHWAYS



PATHWAY	SOUTH COAST AQMD LOGISTICS NODE 1	SOUTH COAST AQMD LOGISTICS NODE 2	SOUTH COAST AQMD LOGISTICS NODE 3	DESTINATION
1	Port Area	-	-	Truck to Northern California Distribution
2	Port Area	-	-	Downtown Rail to National Distribution
3	Port Area	Inland Empire	-	Truck to South Coast AQMD Regional Distribution
4	Port Area	Inland Empire	-	Truck to Non-District Regional Distribution
5	Port Area	Inland Empire	-	Truck to Northern California Distribution
6	Port Area	Inland Empire	-	Inland Empire Rail to National Distribution
7	Port Area	Inland Empire	Inland Empire	Truck to South Coast AQMD Regional Distribution
8	Port Area	Inland Empire	Inland Empire	Truck to Non-District Regional Distribution
9	Inland Empire	-	-	Truck to Northern California Distribution
10	Inland Empire	-	-	Inland Empire Rail to National Distribution
11	Inland Empire	Inland Empire	-	Truck to South Coast AQMD Regional Consumption
12	Inland Empire	Inland Empire	-	Truck to Non-District Regional Consumption
13	Inland Empire	-	-	Truck to South Coast AQMD Regional Consumption
14	Inland Empire	-	-	Truck to Non-District Regional Consumption
15	Inland Empire	-	-	Downtown Rail to National Distribution

The change in transport distance associated with relocating to each of the outlying market areas identified above depends on the distribution of goods (and truck trips) across each of the pathways shown in Exhibit 1. Thus, the transportation cost implications associated with a warehouse's relocation depend on the pathway(s) in Exhibit 1 that the warehouse serves. Any given warehouse could, theoretically, serve all 15 pathways, a single pathway, or any combination of the pathways shown in Exhibit 1.

To capture the uncertainty associated with the pathway(s) a given warehouse serves, we estimate relocation under two pathway scenarios:

- **Composite pathway:** Under this scenario, we assume each warehouse is representative of the warehousing sector as a whole in the South Coast AQMD jurisdiction and serves all 15 pathways shown in Exhibit 1 in proportion to the goods flow associated with each pathway. Under this approach the change in transport distance associated with relocating to a given outlying market area is the weighted average of the change in distance for all 15 pathways, using the goods volumes associated with each pathway as weights.
- **Specialized pathway sensitivity:** The specialized pathway sensitivity scenario allows for the possibility of pathway specialization, with the exception of a limited number of pathways. To assess relocations with specialization, we conduct the analysis iteratively one pathway at a time, assuming all warehouses are on a given pathway for each iteration of the analysis. After running the analysis for all pathways, we calculate the weighted average of the resulting warehouse relocation estimates, using the goods volumes associated with each pathway as weights.

This scenario models specialization across most pathways. Based on a survey of warehouses conducted by South Coast AQMD, it is unlikely warehouses in the South Coast AQMD jurisdiction specialize in the pathways on which goods are routed to northern California. Among the surveyed warehouses that ship goods to northern California, goods on this route accounted for no more than 40 percent of the goods handled.² Given that Oakland is a major port city and that approximately 75 percent of the cargo ships that deliver goods to the San Pedro ports also stop at the Port of Oakland,³ this finding is not surprising. Based on this information, the specialized pathway sensitivity scenario assumes that 40 percent of the goods flow handled by warehouses that serve northern California are bound for northern California and that the remaining 60 percent remains in the South Coast AQMD jurisdiction or is distributed nationally.

As indicated above, the pathway and capacity scenarios, together, yield varying estimates of warehouse relocations associated with the ISR. These scenario combinations, listed in increasing number of warehouse relocations, are as follows:

- Composite pathway, medium term capacity

² South Coast AQMD, SCAQMD High Cube Warehouse Truck Trip Study White Paper Summary of Business Survey Results, June 2014, available at <http://www.aqmd.gov/docs/default-source/ceqa/handbook/high-cube-warehouse-trip-rate-study-for-air-quality-analysis/business-survey-summary.pdf?sfvrsn=2>.

³ South Coast AQMD staff analysis of the IHS-Seaweb data.

- Composite pathway, slack capacity
- Specialized pathway sensitivity, medium term capacity
- Specialized pathway sensitivity, slack capacity

The results below provide additional insights on the number of relocations associated with these scenarios.

ISR SCENARIOS ANALYZED The scenarios analyzed by IEc represent different levels of rule stringency under a potential ISR. As described in the 6 October 2020 draft rule text released to the public, the ISR will give warehouse operators significant flexibility in how they meet the requirements of the rule. For example, warehouse operators may choose combinations of various emissions reduction measures to accumulate a required number of Warehouse Actions and Investments to Reduce Emissions (WAIRE) points, or they may pay a mitigation fee that will finance efforts within the South Coast AQMD jurisdiction to reduce trucking-related NO_x emissions. In both cases, the costs incurred by a warehouse operator will depend, in part, on the number of truck trips to and from the warehouse. If warehouse operators lack information on the number of trips to and from a warehouse, they may estimate the number of annual truck trips based on the warehouse's square footage and the truck trip rates stipulated in the rule itself.

Due to the significant flexibility afforded by the ISR, the compliance strategy that would be implemented by a given warehouse is highly uncertain and would likely depend on warehouse-specific factors that we are not able to account for in this analysis. Such factors may include the physical configuration of a warehouse, space available for onsite electric vehicle charging infrastructure, and whether the warehouse operator owns its own fleet of trucks. Because we are not able to account for these and other site-specific factors that may influence compliance decisions, we analyze scenarios specified as an annual cost per square foot of warehouse space, at different levels of regulatory stringency. These values, as provided to IEc by South Coast AQMD staff, reflect what the mitigation fee would potentially be at different levels of stringency, based on the truck trip rates included in the ISR. Exhibit 2 lists each of these scenarios. For each of the scenarios shown in Exhibit 2, we compare the costs of relocation to the costs of compliance to determine the number of warehouses likely to relocate.

EXHIBIT 2. ISR COMPLIANCE COST SCENARIOS ANALYZED

SCENARIO	COST PER SQUARE FOOT (YEAR 2019\$)
Scenario 1	\$0
Scenario 2	\$0.50
Scenario 3	\$1.00
Scenario 4	\$1.50
Scenario 5	\$1.75
Scenario 6	\$2.00

RESULTS

Exhibits 3A through 3F summarize the estimated number of warehouse relocations for each of the ISR scenarios listed in Exhibit 2. For each ISR compliance cost scenario, the exhibits show the estimated number of relocations for each combination of pathway scenario and capacity scenario at a discount rate of one percent. We also conducted the analysis based on a discount rate of four percent, and the results, which are available upon request, are identical to those presented here. In addition, the exhibits show the total number of relocations to all outlying markets, as well as the distribution of relocations across outlying markets. For example, Exhibit 3E shows 16 relocations when the ISR compliance cost is \$1.75 per square foot under the specialized pathway sensitivity, slack-capacity scenario. Of the 16 relocations, 6 are to the North of District/Bakersfield market area.

The results in Exhibit 3A show we project up to 10 warehouse relocations when compliance costs are \$0 per square foot, suggesting up to 10 warehouses in the South Coast AQMD jurisdiction may relocate in the absence of the ISR.

This result, in part, reflects the assumptions of the specialized pathway sensitivity scenario. As described above, we examine warehouse relocation iteratively for individual pathways under the specialized pathway sensitivity scenario. For individual iterations of the analysis, all warehouses are assumed to be on just one of the pathways shown above in Exhibit 1. After estimating relocations associated with individual pathways, we calculate the weighted average of the warehouse relocations projected across each of the iterations of the analysis, using the volume of goods on each pathway as weights.

Therefore, for some iterations of the analysis, we assume several warehouses are exclusively on pathways on which relocation is advantageous, even though they may not be on these pathways at all, or may simultaneously be on other pathways on which relocation is less advantageous. For this reason, we consider the specialized pathway sensitivity scenario results to be very conservative estimates of warehouse relocation.

In practice, the warehouses projected to relocate with \$0/square foot in ISR compliance costs may be on multiple pathways that, when examined together, would not suggest warehouse relocation. This is borne out under the composite distance pathway scenario (i.e, when warehouses are assumed to serve all pathways in proportion to the goods flow on each pathway), as no warehouses are projected to relocate under this scenario when ISR compliance costs are \$0 per square foot.

EXHIBIT 3A. ESTIMATED WAREHOUSE RELOCATIONS - \$0/SQUARE FOOT ISR COSTS*

PATHWAY SCENARIO	CAPACITY SCENARIO	DISCOUNT RATE	RELOCATIONS (NO. OF WAREHOUSES)							
			TOTAL - ALL MARKETS	BAKERSFIELD	COASTAL AREAS	DESERT AREAS	LAS VEGAS	PHOENIX	SAN DIEGO	WESTERN AZ
Specialized Pathway Sensitivity	Medium Term	1%	0	0	0	0	0	0	0	0
	Slack Capacity	1%	10	0	0	10	0	0	0	0
Composite Distance	Medium Term	1%	0	0	0	0	0	0	0	0
	Slack Capacity	1%	0	0	0	0	0	0	0	0

EXHIBIT 3B. ESTIMATED WAREHOUSE RELOCATIONS - \$0.50/SQUARE FOOT ISR COSTS*

PATHWAY SCENARIO	CAPACITY SCENARIO	DISCOUNT RATE	RELOCATIONS (NO. OF WAREHOUSES)							
			TOTAL - ALL MARKETS	BAKERSFIELD	COASTAL AREAS	DESERT AREAS	LAS VEGAS	PHOENIX	SAN DIEGO	WESTERN AZ
Specialized Pathway Sensitivity	Medium Term	1%	0	0	0	0	0	0	0	0
	Slack Capacity	1%	10	0	0	10	0	0	0	0
Composite Distance	Medium Term	1%	0	0	0	0	0	0	0	0
	Slack Capacity	1%	0	0	0	0	0	0	0	0

EXHIBIT 3C. ESTIMATED WAREHOUSE RELOCATIONS - \$1.00/SQUARE FOOT ISR COSTS*

PATHWAY SCENARIO	CAPACITY SCENARIO	DISCOUNT RATE	RELOCATIONS (NO. OF WAREHOUSES)							
			TOTAL - ALL MARKETS	BAKERSFIELD	COASTAL AREAS	DESERT AREAS	LAS VEGAS	PHOENIX	SAN DIEGO	WESTERN AZ
Specialized Pathway Sensitivity	Medium Term	1%	0	0	0	0	0	0	0	0
	Slack Capacity	1%	10	0	0	10	0	0	0	0
Composite Distance	Medium Term	1%	0	0	0	0	0	0	0	0
	Slack Capacity	1%	0	0	0	0	0	0	0	0

*Values for individual market areas may not sum to total due to rounding.

EXHIBIT 3D. ESTIMATED WAREHOUSE RELOCATIONS - \$1.50/SQUARE FOOT ISR COSTS*

PATHWAY SCENARIO	CAPACITY SCENARIO	DISCOUNT RATE	RELOCATIONS (NO. OF WAREHOUSES)							
			TOTAL - ALL MARKETS	BAKERSFIELD	COASTAL AREAS	DESERT AREAS	LAS VEGAS	PHOENIX	SAN DIEGO	WESTERN AZ
Specialized Pathway Sensitivity	Medium Term	1%	0	0	0	0	0	0	0	0
	Slack Capacity	1%	10	0	0	10	0	0	0	0
Composite Distance	Medium Term	1%	0	0	0	0	0	0	0	0
	Slack Capacity	1%	0	0	0	0	0	0	0	0

EXHIBIT 3E. ESTIMATED WAREHOUSE RELOCATIONS - \$1.75/SQUARE FOOT ISR COSTS*

PATHWAY SCENARIO	CAPACITY SCENARIO	DISCOUNT RATE	RELOCATIONS (NO. OF WAREHOUSES)							
			TOTAL - ALL MARKETS	BAKERSFIELD	COASTAL AREAS	DESERT AREAS	LAS VEGAS	PHOENIX	SAN DIEGO	WESTERN AZ
Specialized Pathway Sensitivity	Medium Term	1%	1	0	0	0	0	0	0	0
	Slack Capacity	1%	16	6	0	10	0	0	0	0
Composite Distance	Medium Term	1%	0	0	0	0	0	0	0	0
	Slack Capacity	1%	0	0	0	0	0	0	0	0

EXHIBIT 3F. ESTIMATED WAREHOUSE RELOCATIONS - \$2.00/SQUARE FOOT ISR COSTS*

PATHWAY SCENARIO	CAPACITY SCENARIO	DISCOUNT RATE	RELOCATIONS (NO. OF WAREHOUSES)							
			TOTAL - ALL MARKETS	BAKERSFIELD	COASTAL AREAS	DESERT AREAS	LAS VEGAS	PHOENIX	SAN DIEGO	WESTERN AZ
Specialized Pathway Sensitivity	Medium Term	1%	1	0	0	0	0	0	0	0
	Slack Capacity	1%	16	6	0	10	0	0	0	0
Composite Distance	Medium Term	1%	0	0	0	0	0	0	0	0
	Slack Capacity	1%	0	0	0	0	0	0	0	0

*Values for individual market areas may not sum to total due to rounding.

While the 10 warehouse relocations projected under the \$0 ISR compliance cost scenario may suggest several warehouses will find it advantageous to relocate in the absence of the ISR, we do not currently observe such relocations occurring. This reflects the fact that the results in Exhibits 3A through 3F likely overstate relocations under the \$0 per square foot ICR compliance cost scenario as well as scenarios with costs greater than \$0. This overestimation of relocations is likely due to several factors we are not able to capture quantitatively in our analysis, including, but are not necessarily limited to, the following:

- **Labor availability:** In many of the outlying markets, the labor force is significantly smaller than in the South Coast AQMD jurisdiction. With a smaller labor pool to draw from, warehouse operators may be reluctant to commit to relocation.
- **Proximity to customers:** While our analysis captures the transportation cost impact of relocating, the value of proximity to customers may go beyond the change in transportation costs. For example, proximity is important for meeting customer expectations/demands with respect to delivery time.
- **Risk of warehouse development in outlying markets:** Most of the warehouse relocations projected by our analysis are under the slack capacity scenario, under which land zoned for industrial use may be developed into warehouse space. Although land is available in most outlying markets to develop warehouse space, warehouse developers may find such investments too risky to pursue.

Other than potential demand from warehouse operators relocating from the South Coast AQMD jurisdiction, warehouse owners would have limited clientele to support significant growth in the warehouse sector in these outlying markets. If market conditions were to change in the South Coast AQMD jurisdiction after development of the ISR, warehouse operators may move back after their lease ends, leaving owners of newly constructed warehouses in the outlying markets with no source of revenue. Due to this risk, investors may be reluctant to build new warehouse space in these markets.

- **Barriers to warehouse development in outlying markets:** Large-scale warehouse developments in the outlying market areas may encounter resistance in obtaining project approval. Local planning boards and the residents who they represent may seek to limit the number of warehouse developments due to concerns about increased truck traffic, the aesthetic impacts of multiple warehouse developments, or other concerns.

Because relocations are projected under the \$0 ISR compliance cost scenario due to the factors outlined above, we estimate relocations for each ISR compliance cost scenario as the difference between relocations for that scenario and relocations projected when ISR compliance costs are zero. For example, with ISR compliance costs of \$1.75 per square foot under the specialized pathway sensitivity scenario and the slack capacity scenario, we estimate 6 warehouse relocations (16 relocations as presented in Exhibit 3E less 10 relocations as presented in Exhibit 3A). Applying this approach, Exhibit 4 presents the number of relocations incremental to those projected with an ISR compliance cost of \$0 per square foot.

EXHIBIT 4. WAREHOUSE RELOCATIONS, INCREMENTAL TO RELOCATIONS WITH ISR COSTS OF \$0 PER SQUARE FOOT

PATHWAY SCENARIO	CAPACITY SCENARIO	DISCOUNT RATE	RELOCATIONS (NO. OF WAREHOUSES)							
			ALL MARKETS	BAKERSFIELD	COASTAL AREAS	DESERT AREAS	LAS VEGAS	PHOENIX	SAN DIEGO	WESTERN AZ
ISR Compliance Costs of \$0.50 per Square Foot										
Specialized Pathway Sensitivity	Medium Term	1%	0	0	0	0	0	0	0	0
	Slack Capacity	1%	0	0	0	0	0	0	0	0
Composite	Medium Term	1%	0	0	0	0	0	0	0	0
	Slack Capacity	1%	0	0	0	0	0	0	0	0
ISR Compliance Costs of \$1.00 per Square Foot										
Specialized Pathway Sensitivity	Medium Term	1%	0	0	0	0	0	0	0	0
	Slack Capacity	1%	0	0	0	0	0	0	0	0
Composite	Medium Term	1%	0	0	0	0	0	0	0	0
	Slack Capacity	1%	0	0	0	0	0	0	0	0
ISR Compliance Costs of \$1.50 per Square Foot										
Specialized Pathway Sensitivity	Medium Term	1%	0	0	0	0	0	0	0	0
	Slack Capacity	1%	0	0	0	0	0	0	0	0
Composite	Medium Term	1%	0	0	0	0	0	0	0	0
	Slack Capacity	1%	0	0	0	0	0	0	0	0
ISR Compliance Costs of \$1.75 per Square Foot										
Specialized Pathway Sensitivity	Medium Term	1%	0	0	0	0	0	0	0	0
	Slack Capacity	1%	6	6	0	0	0	0	0	0
Composite	Medium Term	1%	0	0	0	0	0	0	0	0
	Slack Capacity	1%	0	0	0	0	0	0	0	0
ISR Compliance Costs of \$2.00 per Square Foot										
Specialized Pathway Sensitivity	Medium Term	1%	0	0	0	0	0	0	0	0
	Slack Capacity	1%	6	6	0	0	0	0	0	0
Composite	Medium Term	1%	0	0	0	0	0	0	0	0
	Slack Capacity	1%	0	0	0	0	0	0	0	0

As shown in Exhibit 4, the incremental number of warehouse relocations varies from none when ISR costs are \$0.50 per square foot to as high as 6 when ISR costs are \$2.00 per square foot. Notably, no relocations are projected under the medium-term capacity scenario (when capacity in outlying markets is limited to current vacant capacity and new capacity proposed or currently under construction), incremental to the \$0 per square foot ISR compliance cost scenario. This reflects the more limited capacity available under this scenario.

As context for the results presented in Exhibit 4, we estimate that 2,687 warehouses are likely to be affected by the ISR.⁴ Thus, the projection of up to 6 warehouses relocating represent 0.2 percent of the universe of affected warehouses.

Our analysis also projects no warehouse relocations under the composite pathway scenario (i.e., when each warehouse is assumed to serve all 15 goods flow pathways). This finding is true both incremental to the \$0 ISR compliance cost scenario (results in Exhibit 4) and for each scenario individually, prior to netting out the relocations projected when ISR compliance costs are \$0 per square foot (results in Exhibits 3A to 3F).

The lack of relocations under the composite pathway scenario reflects the significant increase in transport distance for some pathways. Because the composite scenario models relocation based on the weighted average change in distance across all pathways, a significant increase in distance for a small number of pathways that account for a large portion of the goods flow drives up the weighted average change in transport distance such that the increased transportation costs associated with relocation outweigh any cost savings. For example, while relocation to the Bakersfield market area may reduce transport distance slightly for some pathways, transport distance increases by more than 130 miles one-way for pathway 2 and more than 245 miles for pathway 13; together these pathways account for approximately 39 percent of the goods flow volume.

Exhibit 4 shows most warehouse relocations, incremental to the \$0 per square foot ISR compliance cost scenario, are concentrated in the Bakersfield market area under the specialized pathway sensitivity scenario and the slack capacity scenario. This result is driven by the lower rental costs in the Bakersfield Area (\$4.03 per square foot per year) relative to the South Coast AQMD (\$10.61 per square foot per year).⁵ While transportation costs will increase if warehouses relocate to the Desert Areas, the increase is small enough for some northbound pathways that the rental cost savings are sufficient to yield a cost savings for these pathways.

This concentration of relocations in the Bakersfield market area differs slightly from the results shown in Exhibits 3A through 3F, which are *not* incremental to the \$0 per square foot ISR compliance cost scenario. Although those results show a significant concentration of relocations in the Bakersfield area, they show a greater number of

⁴ This figure reflects the sum of non-manufacturing warehouses and warehouses at manufacturing facilities as presented in "Technical Memorandum on Real Estate Markets Neighboring the South Coast AQMD Jurisdiction", prepared by Derek Ehrnschwender and Jason Price of Industrial Economics, prepared for the South Coast AQMD, 12 December 2020.

⁵ Rent values obtained from CoStar, as summarized in "Technical Memorandum on Real Estate Markets Neighboring the South Coast AQMD Jurisdiction", prepared by Derek Ehrnschwender and Jason Price of Industrial Economics, prepared for the South Coast AQMD, 12 December 2020. Additional information on the costs considered in the analysis is available in "Indirect Source Rule Relocation Model - Methodology", prepared by Derek Ehrnschwender, Jason Price, and Nick Manderlink of Industrial Economics, prepared for the South Coast AQMD, 12 December 2020.

warehouses relocating to the Desert Areas. Because all of these relocations to the Desert Areas are projected when ISR compliance costs are \$0 per square foot, they are netted out of the relocations reflected in Exhibit 4.

RELOCATIONS BY GOODS PATHWAY

For additional insights on projected warehouse relocations under the specialized pathway sensitivity scenario, the appendix to this memo shows warehouse relocations by goods pathway and outlying market. The appendix presents these results individually by ISR compliance cost scenario, without netting relocations under the \$0 ISR compliance cost scenario. As shown in the appendix pathway 15 accounts for all projected warehouse relocations (under the slack capacity scenario). On this pathway, goods are trucked to an intermodal rail terminal for national distribution.

SENSITIVITY ANALYSIS

The results presented above reflect average trucking costs of \$1.84 per mile for Class 8 trucks and \$1.77 per mile for Class 4-7 trucks, based on costs data published by the American Transportation Research Institute.⁶ To assess the sensitivity of our results to alternative trucking unit cost values, we also conducted sensitivity analyses based on truck cost data from Freightwaves, which reports lower- and upper-bound estimates of \$1.16 and \$3.05 per mile, respectively.⁷

For the composite pathway scenario, we project no warehouse relocations when using either of these alternative trucking cost values, consistent with the primary results presented above. When we assess potential warehouse relocations under the specialized pathway sensitivity scenario, however, we find the use of alternative trucking cost assumptions has a significant effect on the estimated number of warehouse relocations.

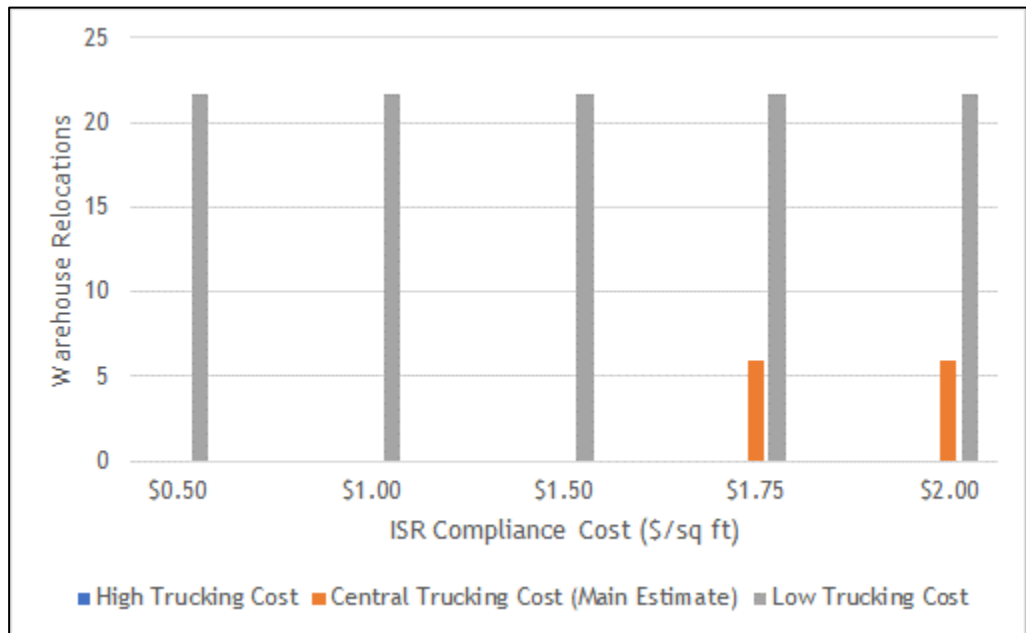
Focusing on relocations incremental to the \$0 ISR compliance cost scenario, we project no relocations under the high trucking cost assumptions. This reflects the significant increase in transportation costs associated with relocating warehouses to the outlying market areas.

When using the low trucking cost assumptions, we project more relocations than when using the central trucking cost value. Across all five ISR compliance cost values, we estimate that 22 warehouses will relocate, compared to six warehouses based on our primary trucking cost assumptions. Exhibit 5 graphically illustrates the degree to which the assumed trucking cost affects the estimated number of warehouse relocations (under the specialized pathway sensitivity scenario).

⁶ Murray, D. & Glidewell, S. 2019. "An Analysis of the Operational Costs of Trucking: 2019 Update." American Transportation Research Institute.

⁷ Henry, C. "What is the Total Cost Per Mile for truckload carriers?" January 13, 2020. Freightwaves.com.

EXHIBIT 5. COMPARISON OF ESTIMATED WAREHOUSE RELOCATIONS UNDER ALTERNATIVE TRUCKING COST ASSUMPTIONS (SLACK CAPACITY, SPECIALIZED PATHWAY SENSITIVITY SCENARIO, 1% DISCOUNT RATE)



LIMITATIONS AND UNCERTAINTIES

The results presented above provide a reasonable representation of the warehouse relocations that may occur in response to the ISR and reflect the best information available on the factors that are likely to affect relocation decisions. Nevertheless, we acknowledge that the analysis is subject to a number of uncertainties, the most significant of which are summarized in Exhibit 6.

EXHIBIT 6. KEY UNCERTAINTIES AND IMPLICATIONS FOR RESULTS

DESCRIPTION OF UNCERTAINTY	IMPLICATIONS FOR RESULTS
Pathway uncertainty: This analysis relies on the concept of goods flow pathways to estimate the change in transportation distance associated with warehouse relocation. However, we do not know the pathways that individual warehouses serve. Absent such information, the pathway scenarios described above (i.e., composite pathway scenario and specialized pathway sensitivity scenario) provide a means of bounding the estimated number of relocations to account for this uncertainty.	Estimating the number of warehouse relocations under two pathway scenarios leads to a wide range of results. Whether the likely number of relocations is closer to the low end or high end of the range depends on the degree to which warehouse operations are more consistent with the composite scenario (warehouses serve all goods flow pathways) or the specialized pathway sensitivity scenario (warehouses specialize in individual pathways).
Unquantifiable factors: Our assessment of relocation decisions accounts for all factors that we are able to quantify with readily available data, specifically data related to the costs associated with remaining in the South Coast AQMD jurisdiction or relocating to an outlying market area. A number of factors that we are unable to quantify, however, may influence relocation decisions. These include (1) the	Many of these unquantifiable factors represent reasons why warehouse operators may want to remain in the South Coast AQMD. This suggests that our analysis may overestimate the number of warehouses that decide to relocate outside the area.

DESCRIPTION OF UNCERTAINTY	IMPLICATIONS FOR RESULTS
degree to which labor availability in outlying markets affects the decisions of warehouse operators, (2) advantages of being in close proximity to customers, (3) financial risks associated with developing warehouse space in outlying markets, and (4) barriers to developing warehouse space in outlying market areas.	
Assumption of no change in goods flow traffic: An implicit assumption of our analysis is that the volume of goods flowing through the South Coast AQMD jurisdiction would remain unchanged as a result of the rule. In practice it is possible the ISR could lead to a reduction in the volume of goods flowing through the region (e.g., through a reduction in import traffic at the Port of Long Beach). This reduction in volume could lead to warehouse relocation (e.g., to the port areas where goods are sent instead of the Port of Long Beach). Our analysis does not capture this effect.	To the degree goods are diverted away from the South Coast AQMD jurisdiction due to the ISR, we may underestimate the number of warehouse relocations.
Rents held constant: For the purposes of simulating the relocation decision-making process of warehouse operators, we held warehouse rents in the South Coast AQMD jurisdiction and in outlying markets constant at current levels. To the extent rent differences between the South Coast AQMD jurisdiction and outlying markets change over time, we may not accurately capture the relocation decisions of warehouse operators.	Absent knowledge of the degree to which relative rents are likely to change over time, we find it highly speculative to take a stance on whether the assumption of constant rents leads to underestimation or overestimation of relocations. However, the relocation of warehouses outside the SCAQMD jurisdiction could put upward pressure on rents in outlying markets and downward pressure on rents in the South Coast AQMD jurisdiction. Combined, these effects would narrow the difference between rent in the South Coast AQMD jurisdiction and less costly outlying markets, potentially limiting the number of warehouse relocations.

APPENDIX.

PROJECTED WAREHOUSE RELOCATIONS BY GOODS FLOW PATHWAY

EXHIBIT A1. RELOCATIONS BY PATHWAY AND MARKET AREA (SPECIALIZED PATHWAY SENSITIVITY SCENARIO) - \$0/SQUARE FOOT ISR COSTS*

PATHWAY	PATHWAY DESCRIPTION	CAPACITY SCENARIO	DISCOUNT RATE	COMPONENTS OF WEIGHTED AVERAGE RELOCATION (NO. OF WAREHOUSES)							
				PATHWAY TOTAL	BAKERSFIELD	COASTAL AREAS	DESERT AREAS	LAS VEGAS	PHOENIX	SAN DIEGO	WESTERN AZ
1	Truck to Northern California Distribution	Medium Term	1%	0	0	0	0	0	0	0	0
2	Downtown Rail to National Distribution	Medium Term	1%	0	0	0	0	0	0	0	0
3	Truck to South Coast AQMD Regional Distribution	Medium Term	1%	0	0	0	0	0	0	0	0
4	Truck to Non-District Regional Distribution	Medium Term	1%	0	0	0	0	0	0	0	0
5	Truck to Northern California Distribution	Medium Term	1%	0	0	0	0	0	0	0	0
6	Inland Empire Rail to National Distribution	Medium Term	1%	0	0	0	0	0	0	0	0
7	Truck to South Coast AQMD Regional Distribution	Medium Term	1%	0	0	0	0	0	0	0	0
8	Truck to Non-District Regional Distribution	Medium Term	1%	0	0	0	0	0	0	0	0
9	Truck to Northern California Distribution	Medium Term	1%	0	0	0	0	0	0	0	0
10	Inland Empire Rail to National Distribution	Medium Term	1%	0	0	0	0	0	0	0	0
11	Truck to South Coast AQMD Regional Consumption	Medium Term	1%	0	0	0	0	0	0	0	0
12	Truck to Non-District Regional Consumption	Medium Term	1%	0	0	0	0	0	0	0	0
13	Truck to South Coast AQMD Regional Consumption	Medium Term	1%	0	0	0	0	0	0	0	0
14	Truck to Non-District Regional Consumption	Medium Term	1%	0	0	0	0	0	0	0	0
15	Downtown Rail to National Distribution	Medium Term	1%	0	0	0	0	0	0	0	0
Weighted Average Across Pathways		Medium Term	1%	0	0	0	0	0	0	0	0
1	Truck to Northern California Distribution	Slack Capacity	1%	0	0	0	0	0	0	0	0
2	Downtown Rail to National Distribution	Slack Capacity	1%	0	0	0	0	0	0	0	0
3	Truck to South Coast AQMD Regional Distribution	Slack Capacity	1%	0	0	0	0	0	0	0	0
4	Truck to Non-District Regional Distribution	Slack Capacity	1%	0	0	0	0	0	0	0	0
5	Truck to Northern California Distribution	Slack Capacity	1%	0	0	0	0	0	0	0	0
6	Inland Empire Rail to National Distribution	Slack Capacity	1%	0	0	0	0	0	0	0	0
7	Truck to South Coast AQMD Regional Distribution	Slack Capacity	1%	0	0	0	0	0	0	0	0
8	Truck to Non-District Regional Distribution	Slack Capacity	1%	0	0	0	0	0	0	0	0

EXHIBIT A1. RELOCATIONS BY PATHWAY AND MARKET AREA (SPECIALIZED PATHWAY SENSITIVITY SCENARIO) - \$0/SQUARE FOOT ISR COSTS*

PATHWAY	PATHWAY DESCRIPTION	CAPACITY SCENARIO	DISCOUNT RATE	COMPONENTS OF WEIGHTED AVERAGE RELOCATION (NO. OF WAREHOUSES)							
				PATHWAY TOTAL	BAKERSFIELD	COASTAL AREAS	DESERT AREAS	LAS VEGAS	PHOENIX	SAN DIEGO	WESTERN AZ
9	Truck to Northern California Distribution	Slack Capacity	1%	0	0	0	0	0	0	0	0
10	Inland Empire Rail to National Distribution	Slack Capacity	1%	0	0	0	0	0	0	0	0
11	Truck to South Coast AQMD Regional Consumption	Slack Capacity	1%	0	0	0	0	0	0	0	0
12	Truck to Non-District Regional Consumption	Slack Capacity	1%	0	0	0	0	0	0	0	0
13	Truck to South Coast AQMD Regional Consumption	Slack Capacity	1%	0	0	0	0	0	0	0	0
14	Truck to Non-District Regional Consumption	Slack Capacity	1%	0	0	0	0	0	0	0	0
15	Downtown Rail to National Distribution	Slack Capacity	1%	10	0	0	10	0	0	0	0
Weighted Average Across Pathways		Slack Capacity	1%	10	0	0	10	0	0	0	0

*Values for individual market areas may not sum to total due to rounding.

EXHIBIT A2. RELOCATIONS BY PATHWAY AND MARKET AREA (SPECIALIZED PATHWAY SENSITIVITY SCENARIO) - \$0.50/SQUARE FOOT ISR*

PATHWAY	PATHWAY DESCRIPTION	CAPACITY SCENARIO	DISCOUNT RATE	COMPONENTS OF WEIGHTED AVERAGE RELOCATION (NO. OF WAREHOUSES)							
				PATHWAY TOTAL	BAKERSFIELD	COASTAL AREAS	DESERT AREAS	LAS VEGAS	PHOENIX	SAN DIEGO	WESTERN AZ
1	Truck to Northern California Distribution	Medium Term	1%	0	0	0	0	0	0	0	0
2	Downtown Rail to National Distribution	Medium Term	1%	0	0	0	0	0	0	0	0
3	Truck to South Coast AQMD Regional Distribution	Medium Term	1%	0	0	0	0	0	0	0	0
4	Truck to Non-District Regional Distribution	Medium Term	1%	0	0	0	0	0	0	0	0
5	Truck to Northern California Distribution	Medium Term	1%	0	0	0	0	0	0	0	0
6	Inland Empire Rail to National Distribution	Medium Term	1%	0	0	0	0	0	0	0	0
7	Truck to South Coast AQMD Regional Distribution	Medium Term	1%	0	0	0	0	0	0	0	0
8	Truck to Non-District Regional Distribution	Medium Term	1%	0	0	0	0	0	0	0	0
9	Truck to Northern California Distribution	Medium Term	1%	0	0	0	0	0	0	0	0
10	Inland Empire Rail to National Distribution	Medium Term	1%	0	0	0	0	0	0	0	0
11	Truck to South Coast AQMD Regional Consumption	Medium Term	1%	0	0	0	0	0	0	0	0
12	Truck to Non-District Regional Consumption	Medium Term	1%	0	0	0	0	0	0	0	0
13	Truck to South Coast AQMD Regional Consumption	Medium Term	1%	0	0	0	0	0	0	0	0
14	Truck to Non-District Regional Consumption	Medium Term	1%	0	0	0	0	0	0	0	0
15	Downtown Rail to National Distribution	Medium Term	1%	0	0	0	0	0	0	0	0
Weighted Average Across Pathways		Medium Term	1%	0	0	0	0	0	0	0	0
1	Truck to Northern California Distribution	Slack Capacity	1%	0	0	0	0	0	0	0	0
2	Downtown Rail to National Distribution	Slack Capacity	1%	0	0	0	0	0	0	0	0
3	Truck to South Coast AQMD Regional Distribution	Slack Capacity	1%	0	0	0	0	0	0	0	0
4	Truck to Non-District Regional Distribution	Slack Capacity	1%	0	0	0	0	0	0	0	0
5	Truck to Northern California Distribution	Slack Capacity	1%	0	0	0	0	0	0	0	0
6	Inland Empire Rail to National Distribution	Slack Capacity	1%	0	0	0	0	0	0	0	0
7	Truck to South Coast AQMD Regional Distribution	Slack Capacity	1%	0	0	0	0	0	0	0	0
8	Truck to Non-District Regional Distribution	Slack Capacity	1%	0	0	0	0	0	0	0	0
9	Truck to Northern California Distribution	Slack Capacity	1%	0	0	0	0	0	0	0	0

EXHIBIT A2. RELOCATIONS BY PATHWAY AND MARKET AREA (SPECIALIZED PATHWAY SENSITIVITY SCENARIO) - \$0.50/SQUARE FOOT ISR*

PATHWAY	PATHWAY DESCRIPTION	CAPACITY SCENARIO	DISCOUNT RATE	COMPONENTS OF WEIGHTED AVERAGE RELOCATION (NO. OF WAREHOUSES)							
				PATHWAY TOTAL	BAKERSFIELD	COASTAL AREAS	DESERT AREAS	LAS VEGAS	PHOENIX	SAN DIEGO	WESTERN AZ
10	Inland Empire Rail to National Distribution	Slack Capacity	1%	0	0	0	0	0	0	0	0
11	Truck to South Coast AQMD Regional Consumption	Slack Capacity	1%	0	0	0	0	0	0	0	0
12	Truck to Non-District Regional Consumption	Slack Capacity	1%	0	0	0	0	0	0	0	0
13	Truck to South Coast AQMD Regional Consumption	Slack Capacity	1%	0	0	0	0	0	0	0	0
14	Truck to Non-District Regional Consumption	Slack Capacity	1%	0	0	0	0	0	0	0	0
15	Downtown Rail to National Distribution	Slack Capacity	1%	10	0	0	10	0	0	0	0
Weighted Average Across Pathways		Slack Capacity	1%	10	0	0	10	0	0	0	0

*Values for individual market areas may not sum to total due to rounding.

EXHIBIT A3. RELOCATIONS BY PATHWAY AND MARKET AREA (SPECIALIZED PATHWAY SENSITIVITY SCENARIO) - \$1.00/SQUARE FOOT ISR*

PATHWAY	PATHWAY DESCRIPTION	CAPACITY SCENARIO	DISCOUNT RATE	COMPONENTS OF WEIGHTED AVERAGE RELOCATION (NO. OF WAREHOUSES)							
				PATHWAY TOTAL	BAKERSFIELD	COASTAL AREAS	DESERT AREAS	LAS VEGAS	PHOENIX	SAN DIEGO	WESTERN AZ
1	Truck to Northern California Distribution	Medium Term	1%	0	0	0	0	0	0	0	0
2	Downtown Rail to National Distribution	Medium Term	1%	0	0	0	0	0	0	0	0
3	Truck to South Coast AQMD Regional Distribution	Medium Term	1%	0	0	0	0	0	0	0	0
4	Truck to Non-District Regional Distribution	Medium Term	1%	0	0	0	0	0	0	0	0
5	Truck to Northern California Distribution	Medium Term	1%	0	0	0	0	0	0	0	0
6	Inland Empire Rail to National Distribution	Medium Term	1%	0	0	0	0	0	0	0	0
7	Truck to South Coast AQMD Regional Distribution	Medium Term	1%	0	0	0	0	0	0	0	0
8	Truck to Non-District Regional Distribution	Medium Term	1%	0	0	0	0	0	0	0	0
9	Truck to Northern California Distribution	Medium Term	1%	0	0	0	0	0	0	0	0
10	Inland Empire Rail to National Distribution	Medium Term	1%	0	0	0	0	0	0	0	0
11	Truck to South Coast AQMD Regional Consumption	Medium Term	1%	0	0	0	0	0	0	0	0
12	Truck to Non-District Regional Consumption	Medium Term	1%	0	0	0	0	0	0	0	0
13	Truck to South Coast AQMD Regional Consumption	Medium Term	1%	0	0	0	0	0	0	0	0
14	Truck to Non-District Regional Consumption	Medium Term	1%	0	0	0	0	0	0	0	0
15	Downtown Rail to National Distribution	Medium Term	1%	0	0	0	0	0	0	0	0
Weighted Average Across Pathways		Medium Term	1%	0	0	0	0	0	0	0	0
1	Truck to Northern California Distribution	Slack Capacity	1%	0	0	0	0	0	0	0	0
2	Downtown Rail to National Distribution	Slack Capacity	1%	0	0	0	0	0	0	0	0
3	Truck to South Coast AQMD Regional Distribution	Slack Capacity	1%	0	0	0	0	0	0	0	0
4	Truck to Non-District Regional Distribution	Slack Capacity	1%	0	0	0	0	0	0	0	0
5	Truck to Northern California Distribution	Slack Capacity	1%	0	0	0	0	0	0	0	0
6	Inland Empire Rail to National Distribution	Slack Capacity	1%	0	0	0	0	0	0	0	0
7	Truck to South Coast AQMD Regional Distribution	Slack Capacity	1%	0	0	0	0	0	0	0	0
8	Truck to Non-District Regional Distribution	Slack Capacity	1%	0	0	0	0	0	0	0	0

EXHIBIT A3. RELOCATIONS BY PATHWAY AND MARKET AREA (SPECIALIZED PATHWAY SENSITIVITY SCENARIO) - \$1.00/SQUARE FOOT ISR*

PATHWAY	PATHWAY DESCRIPTION	CAPACITY SCENARIO	DISCOUNT RATE	COMPONENTS OF WEIGHTED AVERAGE RELOCATION (NO. OF WAREHOUSES)							
				PATHWAY TOTAL	BAKERSFIELD	COASTAL AREAS	DESERT AREAS	LAS VEGAS	PHOENIX	SAN DIEGO	WESTERN AZ
9	Truck to Northern California Distribution	Slack Capacity	1%	0	0	0	0	0	0	0	0
10	Inland Empire Rail to National Distribution	Slack Capacity	1%	0	0	0	0	0	0	0	0
11	Truck to South Coast AQMD Regional Consumption	Slack Capacity	1%	0	0	0	0	0	0	0	0
12	Truck to Non-District Regional Consumption	Slack Capacity	1%	0	0	0	0	0	0	0	0
13	Truck to South Coast AQMD Regional Consumption	Slack Capacity	1%	0	0	0	0	0	0	0	0
14	Truck to Non-District Regional Consumption	Slack Capacity	1%	0	0	0	0	0	0	0	0
15	Downtown Rail to National Distribution	Slack Capacity	1%	10	0	0	10	0	0	0	0
Weighted Average Across Pathways		Slack Capacity	1%	10	0	0	10	0	0	0	0

*Values for individual market areas may not sum to total due to rounding.

EXHIBIT A4. RELOCATIONS BY PATHWAY AND MARKET AREA (SPECIALIZED PATHWAY SENSITIVITY SCENARIO) - \$1.50/SQUARE FOOT ISR*

PATHWAY	PATHWAY DESCRIPTION	CAPACITY SCENARIO	DISCOUNT RATE	COMPONENTS OF WEIGHTED AVERAGE RELOCATION (NO. OF WAREHOUSES)							
				PATHWAY TOTAL	BAKERSFIELD	COASTAL AREAS	DESERT AREAS	LAS VEGAS	PHOENIX	SAN DIEGO	WESTERN AZ
1	Truck to Northern California Distribution	Medium Term	1%	0	0	0	0	0	0	0	0
2	Downtown Rail to National Distribution	Medium Term	1%	0	0	0	0	0	0	0	0
3	Truck to South Coast AQMD Regional Distribution	Medium Term	1%	0	0	0	0	0	0	0	0
4	Truck to Non-District Regional Distribution	Medium Term	1%	0	0	0	0	0	0	0	0
5	Truck to Northern California Distribution	Medium Term	1%	0	0	0	0	0	0	0	0
6	Inland Empire Rail to National Distribution	Medium Term	1%	0	0	0	0	0	0	0	0
7	Truck to South Coast AQMD Regional Distribution	Medium Term	1%	0	0	0	0	0	0	0	0
8	Truck to Non-District Regional Distribution	Medium Term	1%	0	0	0	0	0	0	0	0
9	Truck to Northern California Distribution	Medium Term	1%	0	0	0	0	0	0	0	0
10	Inland Empire Rail to National Distribution	Medium Term	1%	0	0	0	0	0	0	0	0
11	Truck to South Coast AQMD Regional Consumption	Medium Term	1%	0	0	0	0	0	0	0	0
12	Truck to Non-District Regional Consumption	Medium Term	1%	0	0	0	0	0	0	0	0
13	Truck to South Coast AQMD Regional Consumption	Medium Term	1%	0	0	0	0	0	0	0	0
14	Truck to Non-District Regional Consumption	Medium Term	1%	0	0	0	0	0	0	0	0
15	Downtown Rail to National Distribution	Medium Term	1%	0	0	0	0	0	0	0	0
Weighted Average Across Pathways		Medium Term	1%	0	0	0	0	0	0	0	0
1	Truck to Northern California Distribution	Slack Capacity	1%	0	0	0	0	0	0	0	0
2	Downtown Rail to National Distribution	Slack Capacity	1%	0	0	0	0	0	0	0	0
3	Truck to South Coast AQMD Regional Distribution	Slack Capacity	1%	0	0	0	0	0	0	0	0
4	Truck to Non-District Regional Distribution	Slack Capacity	1%	0	0	0	0	0	0	0	0
5	Truck to Northern California Distribution	Slack Capacity	1%	0	0	0	0	0	0	0	0
6	Inland Empire Rail to National Distribution	Slack Capacity	1%	0	0	0	0	0	0	0	0
7	Truck to South Coast AQMD Regional Distribution	Slack Capacity	1%	0	0	0	0	0	0	0	0
8	Truck to Non-District Regional Distribution	Slack Capacity	1%	0	0	0	0	0	0	0	0
9	Truck to Northern California Distribution	Slack Capacity	1%	0	0	0	0	0	0	0	0

EXHIBIT A4. RELOCATIONS BY PATHWAY AND MARKET AREA (SPECIALIZED PATHWAY SENSITIVITY SCENARIO) - \$1.50/SQUARE FOOT ISR*

PATHWAY	PATHWAY DESCRIPTION	CAPACITY SCENARIO	DISCOUNT RATE	COMPONENTS OF WEIGHTED AVERAGE RELOCATION (NO. OF WAREHOUSES)							
				PATHWAY TOTAL	BAKERSFIELD	COASTAL AREAS	DESERT AREAS	LAS VEGAS	PHOENIX	SAN DIEGO	WESTERN AZ
10	Inland Empire Rail to National Distribution	Slack Capacity	1%	0	0	0	0	0	0	0	0
11	Truck to South Coast AQMD Regional Consumption	Slack Capacity	1%	0	0	0	0	0	0	0	0
12	Truck to Non-District Regional Consumption	Slack Capacity	1%	0	0	0	0	0	0	0	0
13	Truck to South Coast AQMD Regional Consumption	Slack Capacity	1%	0	0	0	0	0	0	0	0
14	Truck to Non-District Regional Consumption	Slack Capacity	1%	0	0	0	0	0	0	0	0
15	Downtown Rail to National Distribution	Slack Capacity	1%	10	0	0	10	0	0	0	0
Weighted Average Across Pathways		Slack Capacity	1%	10	0	0	10	0	0	0	0

**Values for individual market areas may not sum to total due to rounding.*

EXHIBIT A5. RELOCATIONS BY PATHWAY AND MARKET AREA (SPECIALIZED PATHWAY SENSITIVITY SCENARIO) - \$1.75/SQUARE FOOT ISR*

PATHWAY	PATHWAY DESCRIPTION	CAPACITY SCENARIO	DISCOUNT RATE	COMPONENTS OF WEIGHTED AVERAGE RELOCATION (NO. OF WAREHOUSES)							
				PATHWAY TOTAL	BAKERSFIELD	COASTAL AREAS	DESERT AREAS	LAS VEGAS	PHOENIX	SAN DIEGO	WESTERN AZ
1	Truck to Northern California Distribution	Medium Term	1%	0	0	0	0	0	0	0	0
2	Downtown Rail to National Distribution	Medium Term	1%	0	0	0	0	0	0	0	0
3	Truck to South Coast AQMD Regional Distribution	Medium Term	1%	0	0	0	0	0	0	0	0
4	Truck to Non-District Regional Distribution	Medium Term	1%	0	0	0	0	0	0	0	0
5	Truck to Northern California Distribution	Medium Term	1%	0	0	0	0	0	0	0	0
6	Inland Empire Rail to National Distribution	Medium Term	1%	0	0	0	0	0	0	0	0
7	Truck to South Coast AQMD Regional Distribution	Medium Term	1%	0	0	0	0	0	0	0	0
8	Truck to Non-District Regional Distribution	Medium Term	1%	0	0	0	0	0	0	0	0
9	Truck to Northern California Distribution	Medium Term	1%	0	0	0	0	0	0	0	0
10	Inland Empire Rail to National Distribution	Medium Term	1%	0	0	0	0	0	0	0	0
11	Truck to South Coast AQMD Regional Consumption	Medium Term	1%	0	0	0	0	0	0	0	0
12	Truck to Non-District Regional Consumption	Medium Term	1%	0	0	0	0	0	0	0	0
13	Truck to South Coast AQMD Regional Consumption	Medium Term	1%	0	0	0	0	0	0	0	0
14	Truck to Non-District Regional Consumption	Medium Term	1%	0	0	0	0	0	0	0	0
15	Downtown Rail to National Distribution	Medium Term	1%	0	0	0	0	0	0	0	0
Weighted Average Across Pathways		Medium Term	1%	0	0	0	0	0	0	0	0
1	Truck to Northern California Distribution	Slack Capacity	1%	0	0	0	0	0	0	0	0
2	Downtown Rail to National Distribution	Slack Capacity	1%	0	0	0	0	0	0	0	0
3	Truck to South Coast AQMD Regional Distribution	Slack Capacity	1%	0	0	0	0	0	0	0	0
4	Truck to Non-District Regional Distribution	Slack Capacity	1%	0	0	0	0	0	0	0	0
5	Truck to Northern California Distribution	Slack Capacity	1%	0	0	0	0	0	0	0	0
6	Inland Empire Rail to National Distribution	Slack Capacity	1%	0	0	0	0	0	0	0	0
7	Truck to South Coast AQMD Regional Distribution	Slack Capacity	1%	0	0	0	0	0	0	0	0
8	Truck to Non-District Regional Distribution	Slack Capacity	1%	0	0	0	0	0	0	0	0
9	Truck to Northern California Distribution	Slack Capacity	1%	0	0	0	0	0	0	0	0

EXHIBIT A5. RELOCATIONS BY PATHWAY AND MARKET AREA (SPECIALIZED PATHWAY SENSITIVITY SCENARIO) - \$1.75/SQUARE FOOT ISR*

PATHWAY	PATHWAY DESCRIPTION	CAPACITY SCENARIO	DISCOUNT RATE	COMPONENTS OF WEIGHTED AVERAGE RELOCATION (NO. OF WAREHOUSES)							
				PATHWAY TOTAL	BAKERSFIELD	COASTAL AREAS	DESERT AREAS	LAS VEGAS	PHOENIX	SAN DIEGO	WESTERN AZ
10	Inland Empire Rail to National Distribution	Slack Capacity	1%	0	0	0	0	0	0	0	0
11	Truck to South Coast AQMD Regional Consumption	Slack Capacity	1%	0	0	0	0	0	0	0	0
12	Truck to Non-District Regional Consumption	Slack Capacity	1%	0	0	0	0	0	0	0	0
13	Truck to South Coast AQMD Regional Consumption	Slack Capacity	1%	0	0	0	0	0	0	0	0
14	Truck to Non-District Regional Consumption	Slack Capacity	1%	0	0	0	0	0	0	0	0
15	Downtown Rail to National Distribution	Slack Capacity	1%	16	6	0	10	0	0	0	0
Weighted Average Across Pathways		Slack Capacity	1%	16	6	0	10	0	0	0	0

*Values for individual market areas may not sum to total due to rounding.

EXHIBIT A6. RELOCATIONS BY PATHWAY AND MARKET AREA (SPECIALIZED PATHWAY SENSITIVITY SCENARIO) - \$2.00/SQUARE FOOT ISR*

PATHWAY	PATHWAY DESCRIPTION	CAPACITY SCENARIO	DISCOUNT RATE	COMPONENTS OF WEIGHTED AVERAGE RELOCATION (NO. OF WAREHOUSES)							
				PATHWAY TOTAL	BAKERSFIELD	COASTAL AREAS	DESERT AREAS	LAS VEGAS	PHOENIX	SAN DIEGO	WESTERN AZ
1	Truck to Northern California Distribution	Medium Term	1%	0	0	0	0	0	0	0	0
2	Downtown Rail to National Distribution	Medium Term	1%	0	0	0	0	0	0	0	0
3	Truck to South Coast AQMD Regional Distribution	Medium Term	1%	0	0	0	0	0	0	0	0
4	Truck to Non-District Regional Distribution	Medium Term	1%	0	0	0	0	0	0	0	0
5	Truck to Northern California Distribution	Medium Term	1%	0	0	0	0	0	0	0	0
6	Inland Empire Rail to National Distribution	Medium Term	1%	0	0	0	0	0	0	0	0
7	Truck to South Coast AQMD Regional Distribution	Medium Term	1%	0	0	0	0	0	0	0	0
8	Truck to Non-District Regional Distribution	Medium Term	1%	0	0	0	0	0	0	0	0
9	Truck to Northern California Distribution	Medium Term	1%	0	0	0	0	0	0	0	0
10	Inland Empire Rail to National Distribution	Medium Term	1%	0	0	0	0	0	0	0	0
11	Truck to South Coast AQMD Regional Consumption	Medium Term	1%	0	0	0	0	0	0	0	0
12	Truck to Non-District Regional Consumption	Medium Term	1%	0	0	0	0	0	0	0	0
13	Truck to South Coast AQMD Regional Consumption	Medium Term	1%	0	0	0	0	0	0	0	0
14	Truck to Non-District Regional Consumption	Medium Term	1%	0	0	0	0	0	0	0	0
15	Downtown Rail to National Distribution	Medium Term	1%	0	0	0	0	0	0	0	0
Weighted Average Across Pathways		Medium Term	1%	0	0	0	0	0	0	0	0
1	Truck to Northern California Distribution	Slack Capacity	1%	0	0	0	0	0	0	0	0
2	Downtown Rail to National Distribution	Slack Capacity	1%	0	0	0	0	0	0	0	0
3	Truck to South Coast AQMD Regional Distribution	Slack Capacity	1%	0	0	0	0	0	0	0	0
4	Truck to Non-District Regional Distribution	Slack Capacity	1%	0	0	0	0	0	0	0	0
5	Truck to Northern California Distribution	Slack Capacity	1%	0	0	0	0	0	0	0	0
6	Inland Empire Rail to National Distribution	Slack Capacity	1%	0	0	0	0	0	0	0	0
7	Truck to South Coast AQMD Regional Distribution	Slack Capacity	1%	0	0	0	0	0	0	0	0
8	Truck to Non-District Regional Distribution	Slack Capacity	1%	0	0	0	0	0	0	0	0
9	Truck to Northern California Distribution	Slack Capacity	1%	0	0	0	0	0	0	0	0

EXHIBIT A6. RELOCATIONS BY PATHWAY AND MARKET AREA (SPECIALIZED PATHWAY SENSITIVITY SCENARIO) - \$2.00/SQUARE FOOT ISR*

PATHWAY	PATHWAY DESCRIPTION	CAPACITY SCENARIO	DISCOUNT RATE	COMPONENTS OF WEIGHTED AVERAGE RELOCATION (NO. OF WAREHOUSES)							
				PATHWAY TOTAL	BAKERSFIELD	COASTAL AREAS	DESERT AREAS	LAS VEGAS	PHOENIX	SAN DIEGO	WESTERN AZ
10	Inland Empire Rail to National Distribution	Slack Capacity	1%	0	0	0	0	0	0	0	0
11	Truck to South Coast AQMD Regional Consumption	Slack Capacity	1%	0	0	0	0	0	0	0	0
12	Truck to Non-District Regional Consumption	Slack Capacity	1%	0	0	0	0	0	0	0	0
13	Truck to South Coast AQMD Regional Consumption	Slack Capacity	1%	0	0	0	0	0	0	0	0
14	Truck to Non-District Regional Consumption	Slack Capacity	1%	0	0	0	0	0	0	0	0
15	Downtown Rail to National Distribution	Slack Capacity	1%	16	6	0	10	0	0	0	0
Weighted Average Across Pathways		Slack Capacity	1%	16	6	0	10	0	0	0	0

*Values for individual market areas may not sum to total due to rounding.

PROPOSED RULE 2305 - WAREHOUSE INDIRECT SOURCE RULE - WAREHOUSE ACTIONS AND INVESTMENTS TO REDUCE EMISSIONS (WAIRE) PROGRAM AND PROPOSED RULE 316 - FEES FOR RULE 2305

SOUTH COAST AQMD GOVERNING BOARD MEETING
MAY 7, 2021



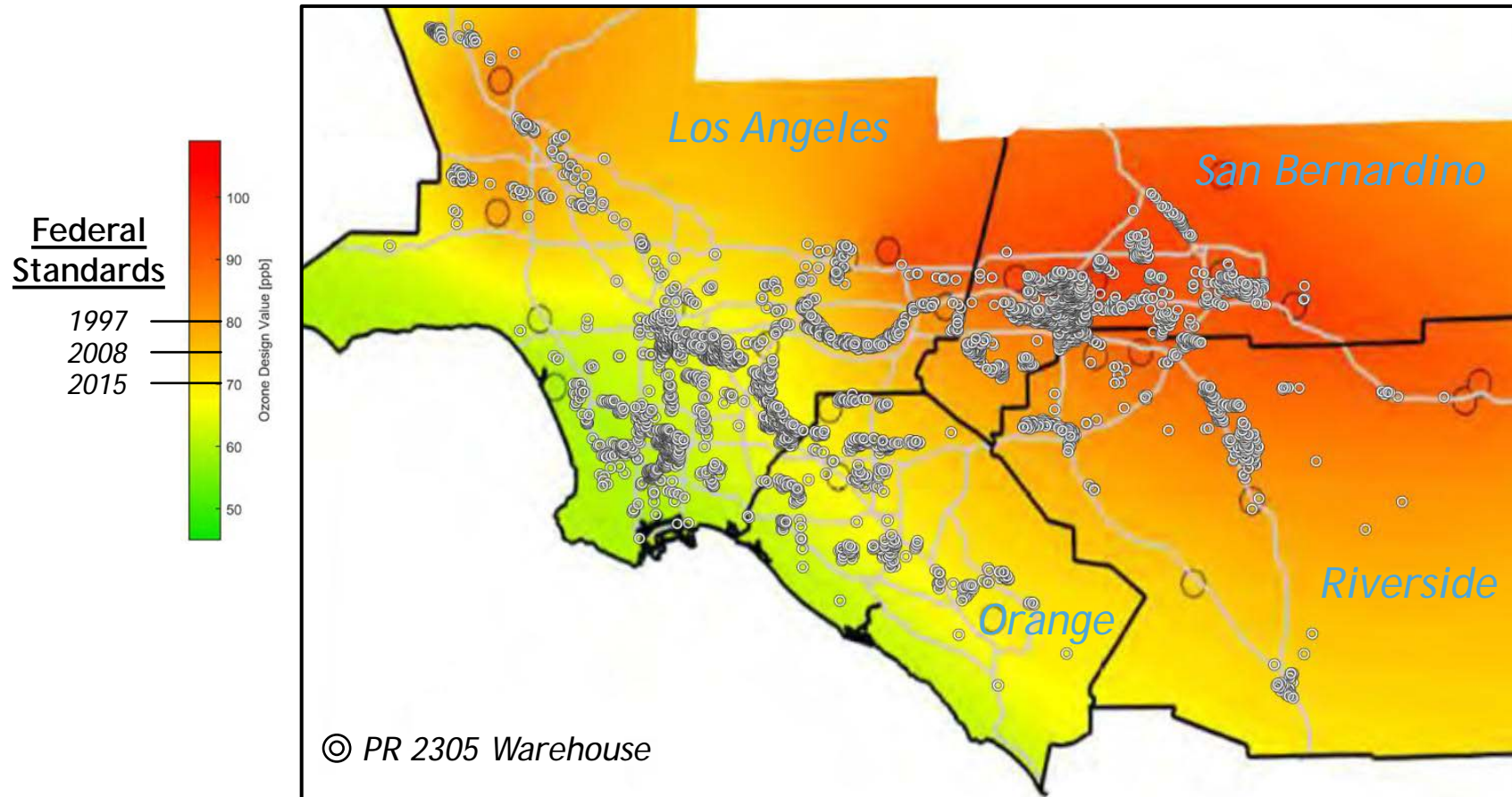
WAREHOUSE ISR DEVELOPMENT BACKGROUND

- 2016 AQMP introduced the Facility Based Mobile Source Measures
 - Warehouses are largest source of NOx of five facility sectors
- Staff initiated year-long process to identify potential for voluntary approach
- Pivot to regulatory approach following Board direction May 2018
 - Proposed Rules 2305 and 316
- Warehouse ISR also included in four AB 617 Community Emission Reduction Plans

Extensive Public Outreach

- 12 working group meetings
- 7 updates to Mobile Source Committee
- 2 updates to Board
- 1 public workshop, 1 community meeting, and 1 CEQA scoping meeting
- Many additional presentations to South Coast AQMD advisory groups, AB 617 Community Steering Committees, industry associations, etc.

NEED FOR PR 2305 - FEDERAL AIR QUALITY STANDARDS



Baseline Ozone in 2023 (from 2016 AQMP)

- Ozone control strategy requires 45% and 55% NO_x reduction by 2023 and 2031
 - Trucks are largest source of NO_x
- Failure to carry out the 2016 AQMP can result in federal sanctions
 - PR 2305 satisfies control measure commitment & contributes to emission reductions needed to reach attainment

NEED FOR PR 2305 - LOCAL & CUMULATIVE IMPACTS

- About 1,040 public/private schools and daycares within 0.5 miles of a warehouse



OVERVIEW OF PR 2305

Applicability

- Owners and operators of warehouses $\geq 100,000$ sf
- Owners are only subject to reporting, but they can voluntarily earn points

Phase-In

- Starting Jan. 1 2022, warehouses introduced into program over 3 years
- Largest are first
- Once in, stringency increases over 3 years

Requirements

Annually Earn WAIRE Points

Warehouse Actions and Investments to Reduce Emissions (WAIRE) Menu

Mitigation Fee

Custom WAIRE Plan

Limited transferring/banking with early or over-compliance

Funds projects in communities near warehouses that paid the mit. fee

Reporting

Warehouse Operations Notification

Initial Site Information Report

Annual WAIRE Report

**WAIRE MENU
INCLUDES
MANY OPTIONS**

WAIRE Menu Actions & Investments	Commercial Availability	
	Year 1 of PR 2305	Next 2-3 years
Acquire ZE Class 8		✓
Acquire ZE Class 4-7	✓	
Acquire ZE Class 2b-3	✓	
Acquire NZE Class 8	✓	}
Acquire NZE Class 4-7	✓	
ZE Class 8 Visits		✓
ZE Class 4-7 Visits	✓	
ZE Class 2b-3 Visits	✓	
NZE Class 8 Visits	✓	}
NZE Class 4-7 Visits	✓	
Acquire ZE Yard Truck	✓	}
Use ZE Yard Truck	✓	
150-350 kW EVSE Acquisition	✓	
51-149 kW EVSE Acquisition	✓	
19.2-50 kW EVSE Acquisition	✓	
Up to 19.2 kW EVSE Acquisition	✓	
TRU Plug EVSE Acquisition	✓	
Begin construction on 19.2-350 kW charger project	✓	
Begin construction on up to 19.2 kW charger project	✓	
Begin construction on TRU Plug project	✓	
Finalize 19.2-350 kW Level charger project	✓	
Finalize up to 19.2 kW charger project	✓	
Finalize TRU Plug project	✓	
Hydrogen (H ₂) Station	✓	
Use Vehicle Charging Stations	✓	
TRU Charging	✓	
H ₂ Station Usage	✓	
Install Rooftop Solar Panels	✓	
Install Carport Solar Panels	✓	
Use Solar Panels	✓	
Install Stand-Alone HVAC Filter System	✓	
Replace HVAC Filters	✓	



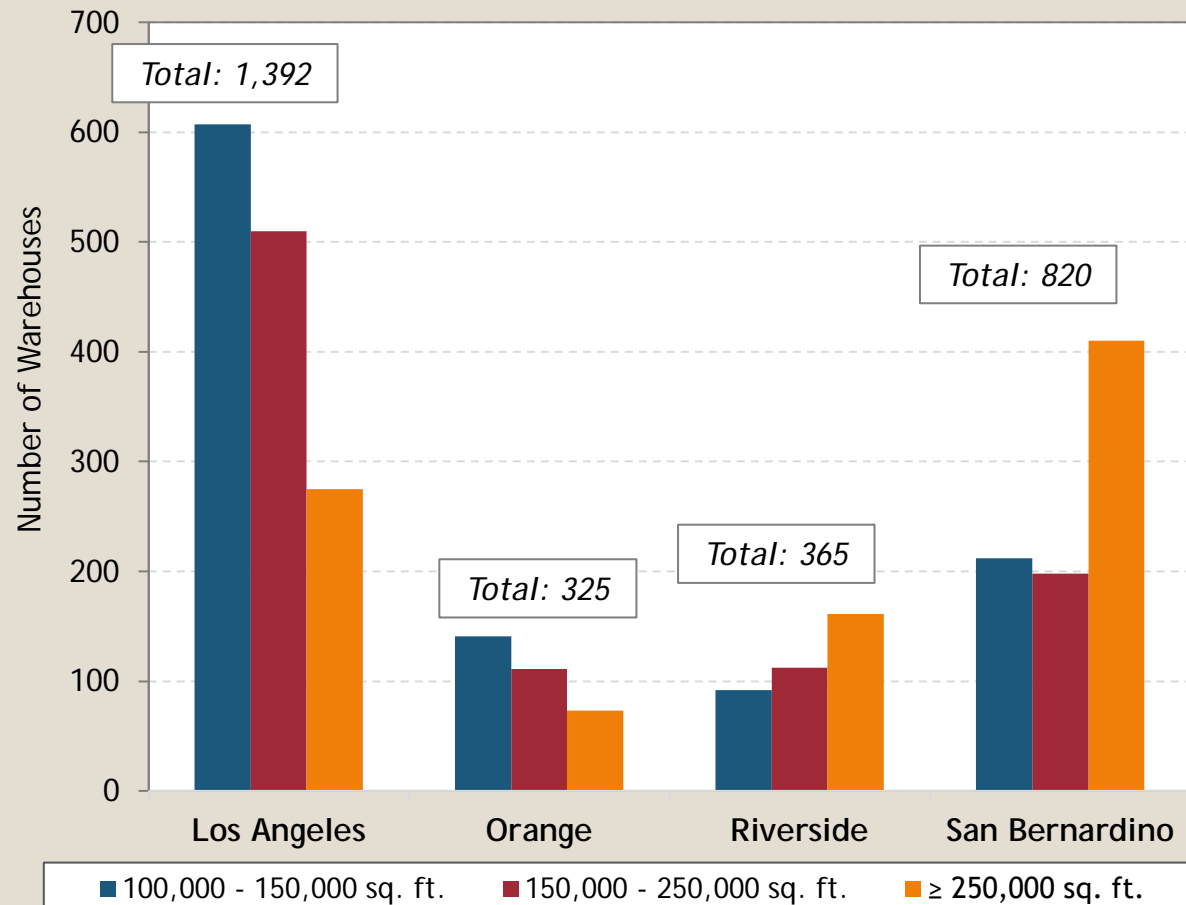
>1,200 NZE trucks funded by South Coast AQMD since 2017



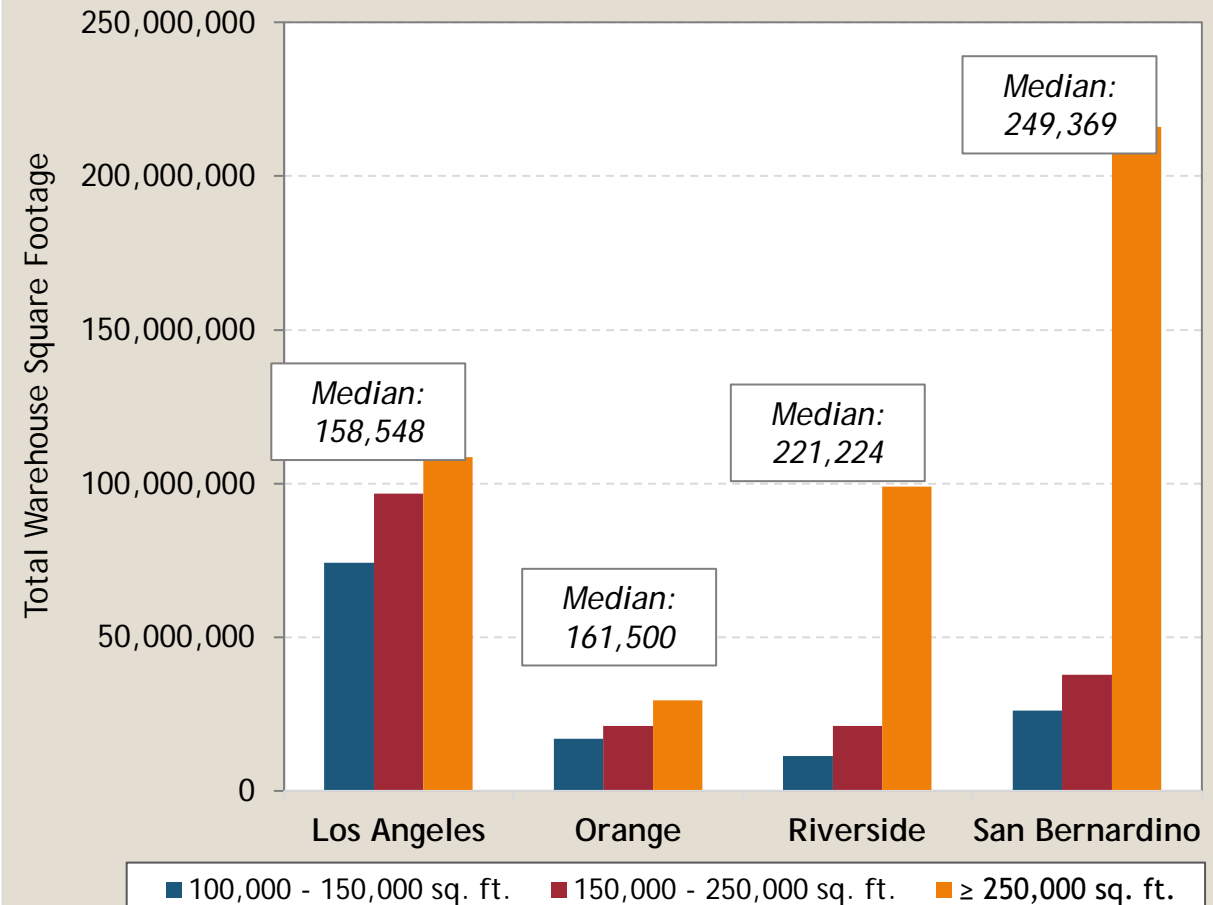
>200 warehouses already have solar

WAREHOUSE CLASSIFICATION BY COUNTY

PR 2305 Warehouse Counts By Size By County



PR 2305 Warehouse Square Footage By Size By County



EXAMPLES: CLASS 8 NZE ACQUISITION AND VISITS




Median warehouse size (phase 1) in San Bernardino County




	Year 1 (2022)	Year 2 (2023)	Year 3 (2024)	Year 4 (2025)	Year 5 (2026)
<i>WAIRE Points Compliance Obligation</i>	124	247	371	371	371
Acquire NZE Tractor (Points)	2 (110)	1 (55)	3 (165)	0 (0)	0 (0)
Annual NZE Tractor Visits (Points)	520 (60)	1,300 (150)	2,340 (270)	3,120 (360)	3,120 (360)
Points in the Bank for Following Year	(46)	(4)	(68)	(57)	(46)
Cost of Compliance	\$140,993	\$132,448	\$243,533	\$68,360	\$42,725

EXAMPLES: CHARGER INSTALLATION AND ZE CLASS 6 TRUCK ACQUISITION AND VISITS




Median warehouse size (phase 2) in Orange County



	Year 1 (2022)	Year 2 (2023)	Year 3 (2024)	Year 4 (2025)	Year 5 (2026)
<i>WAIRE Points Compliance Obligation</i>	0	130	259	388	388
Install Charger (Points)	0	2 (188)	0 (0)	0 (0)	0 (0)
Acquire ZE Class 6 (Points)	0	0 (0)	3 (204)	5 (340)	2 (136)
Annual ZE Class 6 Visits (Points)	0	0 (0)	780 (26)	2,860 (95)	4,680 (154)
Use Charger MWh (Points)	0	0 (0)	45 (12)	165 (42)	270 (69)
Points in the Bank for Following Year	0	(58)	(41)	(130)	(101)
Cost of Compliance	0	\$107,564	\$113,431	\$56,716	\$50,848

EXAMPLES: NZE YARD TRUCK ACQUISITION AND USAGE



Median warehouse size (phase 3) in Riverside County



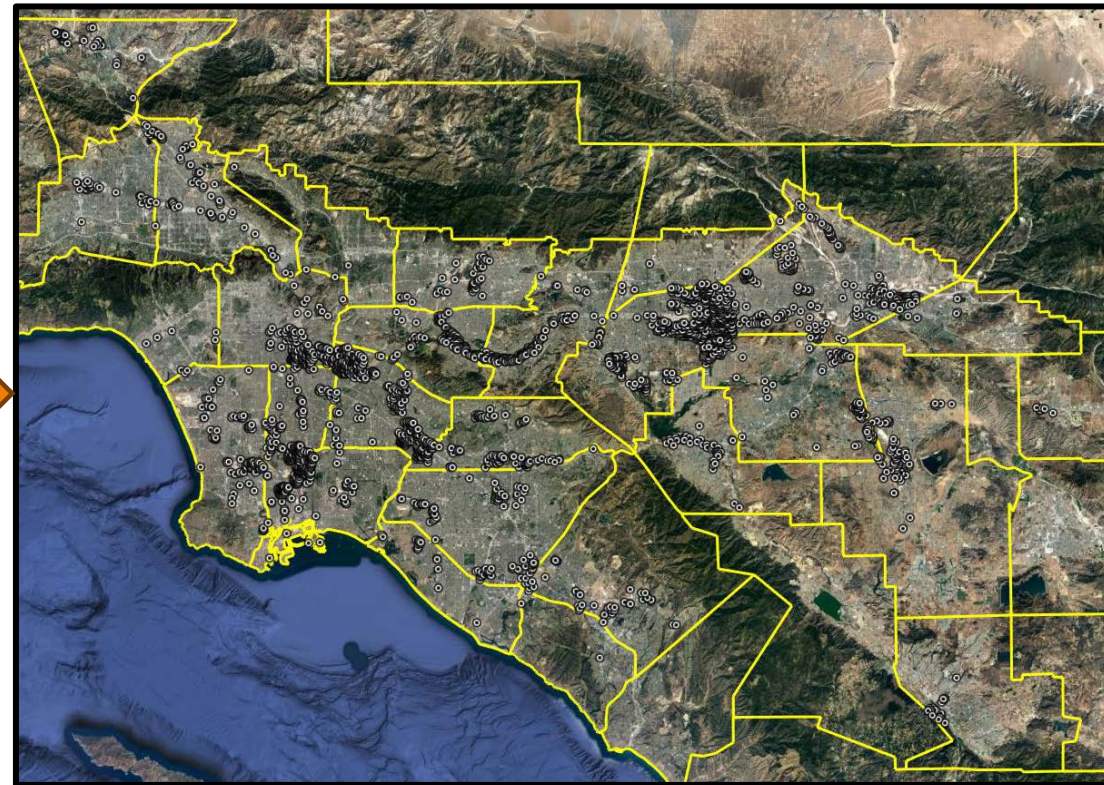
NZE

	Year 1 (2022)	Year 2 (2023)	Year 3 (2024)	Year 4 (2025)	Year 5 (2026)
<i>WAIRE Points Compliance Obligation</i>	0	0	26	51	76
Acquire NZE Yard Trucks (Points)	0	0	1 (42)	0 (0)	0 (0)
Use NZE Yard Trucks hrs/yr (Points)	0	0	500 (144)	1,000 (288)	1,000 (288)
Points in the Bank for Following Year	0	0	(160)	(397)	(609)
Cost of Compliance	0	0	\$62,138	\$11,093	\$11,093

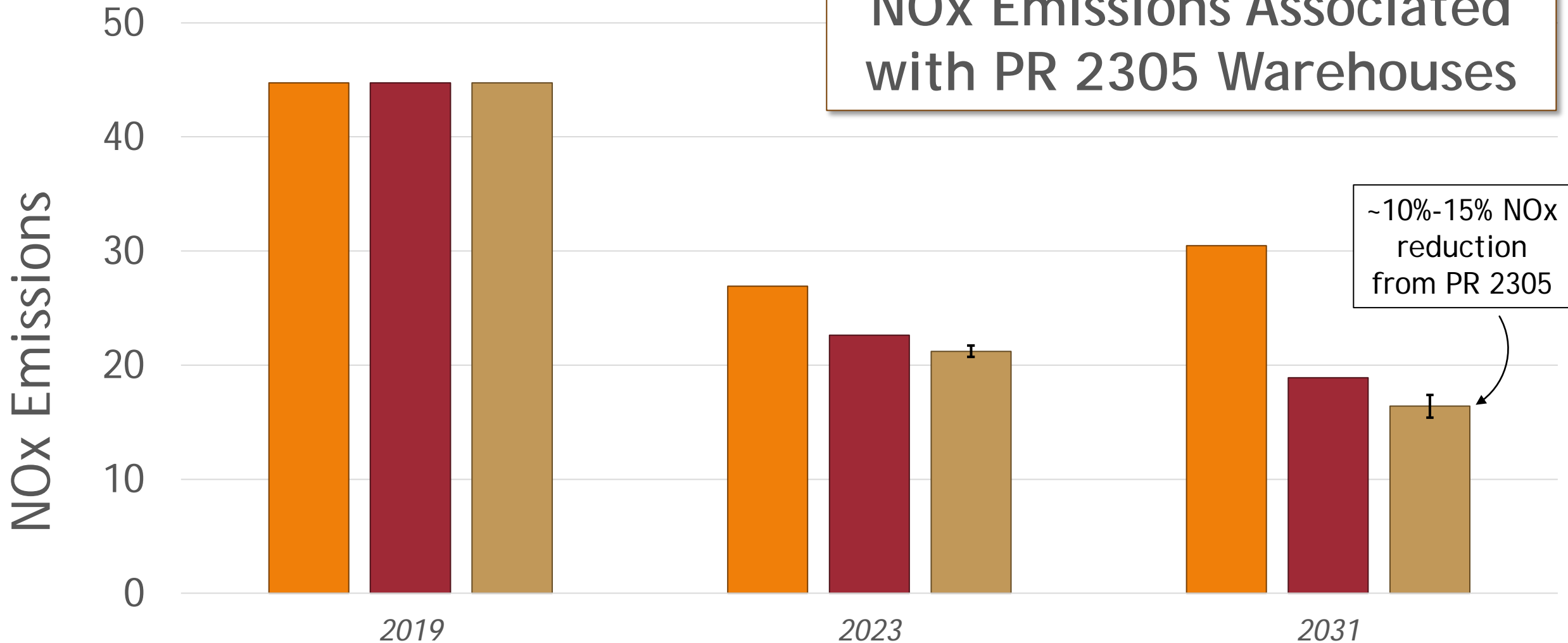
SPENDING APPROACH FOR WAIRE MITIGATION PROGRAM

- WAIRE Mitigation Program would be funded by mitigation fees paid by warehouse operators
 - Leverage extensive South Coast AQMD experience with incentive programs
- Key elements of proposed program
 - Funding supports local projects around warehouses that paid the fee
 - Within SRAs and counties
 - Funds held in separate South Coast AQMD Special Revenue Fund
 - Funding for NZE/ZE trucks and ZE charging and fueling infrastructure
 - Require skilled and trained workforce for infrastructure
 - Public process during solicitations and prior to awarding funds to receive local community feedback
- Commitment on WAIRE Program elements in Board Resolution

PR 2305 Warehouses and Source Receptor Areas



NOx Emissions Associated with PR 2305 Warehouses

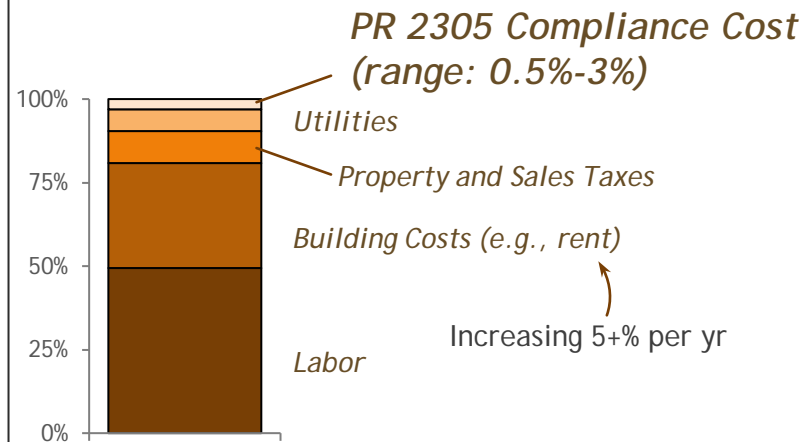


Effect of PR 2305 with Recent CARB Regulations

- Baseline (2016 AQMP)
- Baseline (with CARB's ACT, Low NOx, HD I&M)
- PR 2305

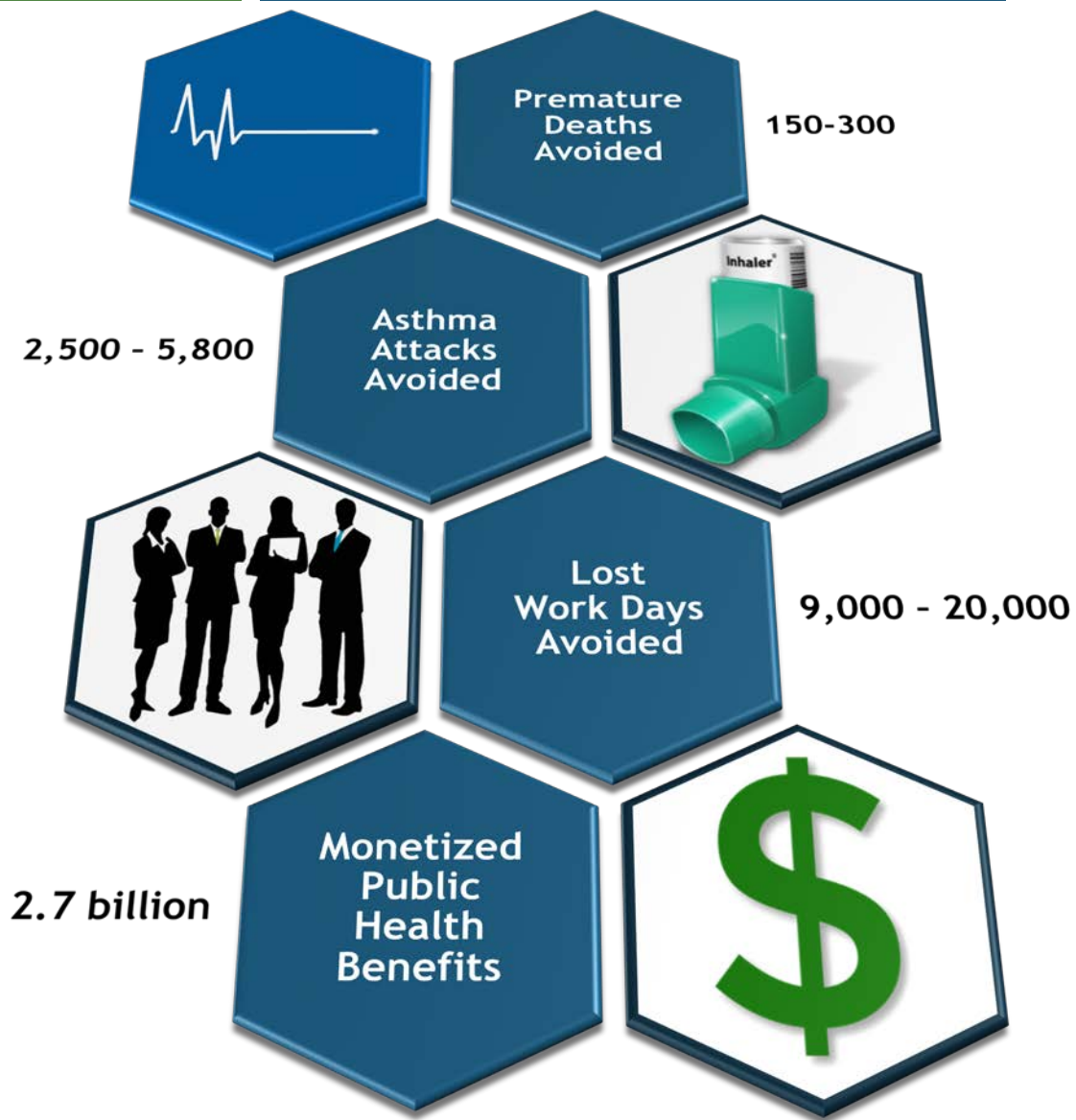
WAREHOUSE ISR COSTS & PUBLIC HEALTH BENEFITS

Example Costs for a Warehouse Operator



PR 2305 could potentially increase cost of goods by about 0.05%

- Public health benefits exceed compliance costs by about 3:1
- Benefits from reducing regional pollution are ~20-25% greater per capita in EJ communities



Expected Benefits Through 2031

KEY CONCERNS RAISED BY STAKEHOLDERS

Issue	Staff Response
<ul style="list-style-type: none"> ➤ Legal authority to adopt PR 2305 (existing vs. new sources, federal pre-emption, mitigation fee perceived as a tax) 	<ul style="list-style-type: none"> ➤ South Coast AQMD has clear authority to adopt PR 2305 in state and federal law for existing and new sources ➤ Case law strongly supports PR 2305 approach ➤ In-lieu mitigation fee is not a tax, and does not need to be paid if other options chosen
<ul style="list-style-type: none"> ➤ Feasibility (warehouses don't control all trucks) 	<ul style="list-style-type: none"> ➤ Warehouse operators don't need to choose a truck option ➤ About 40% of warehouse operators own trucks, and others contract directly with trucking companies <ul style="list-style-type: none"> ➤ Warehouse operators can work with trucking companies and/or goods owners to arrange for NZE or ZE trucks ➤ If operators choose truck options, only about 10-15% of truck visits need to be NZE/ZE
<ul style="list-style-type: none"> ➤ Overlap with CARB regulations 	<ul style="list-style-type: none"> ➤ PR 2305 would achieve surplus emission reductions as soon as 2022. CARB rules targeting 2035-2045.
<ul style="list-style-type: none"> ➤ Stringency of rule is too high/low 	<ul style="list-style-type: none"> ➤ Recommended stringency balances many competing factors (air quality need, public health, cost, feasibility, etc.)

STAFF RECOMMENDATION

- Adopt Board Resolution:
 - Certify Final Environmental Assessment for PR 2305 and PR 316
 - Adopt PR 2305 and PR 316
 - Direct Executive Officer to submit PR 2305 for inclusion into the SIP
- Establish Rule 2305 Mitigation Fee Alternate Compliance Fund
- Authorize the Executive Officer to recognize mitigation fees paid by warehouse operators upon receipt into Rule 2305 Mitigation Fee Alternate Compliance Fund

SUPPLEMENT TO AGENDA ITEM #27

Board Meeting of May 7, 2021

The South Coast AQMD has continued to receive numerous public comment letters for Item No. 27 Certify Final Environmental Assessment and Adopt Proposed Rule 2305 – Warehouse Indirect Source Rule – Warehouse Actions and Investments to Reduce Emissions Program, and Proposed Rule 316 – Fees for Rule 2305, Submit Rule 2305 for Inclusion Into the SIP, and Approve Supporting Budget Action, since the release of the Governing Board agenda package last week. Based on the comments received, this supplement has been prepared to provide additional information to the Governing Board and the public.

This supplement does not involve any changes to Proposed Rule 2305 or Proposed Rule 316. *See*, Health and Safety Code section 40726. Instead, the first supplement is a clarification to the WAIRE Implementation Guidelines to specifically identify a type of action that may be permissible in a Custom WAIRE Plan. The remaining two supplements provide clarifying responses to issues raised in comment letters received on May 4, 2021 from Airlines for America and the law firm of Holland & Knight, representing the California Trucking Association (letters attached). An agency may choose to provide written responses to comments provided outside of the public comment period even though written responses are not required. *See*, e.g., 14 Cal. Code Regs. section 15088(a).

Supplement Number One-Clarification to the WAIRE Mitigation Plan Guidelines [Agenda Item No. 27, Attachment I, Staff Report, Appendix A, page 103, second paragraph, add:

“A Custom WAIRE Plan allows for local hire to be counted as points towards compliance with the rule by reducing employee commute emissions. Use of a local state certified apprenticeship program or a skilled and trained workforce with a local hire component can help demonstrate those emission reductions.”

Supplement Number Two-Response to Letter from Airlines for America, dated May 4, 2021 (Attachment A)

I. PR 2305 is not preempted by federal law.

A. PR 2305 is not preempted by the federal Clean Air Act.

The letter makes several arguments that PR 2305 is preempted by the federal Clean Air Act (“CAA” or “Act”). As explained previously in our responses to the California Trucking Association letter of March 2, 2021 (“CTA Letter”), these arguments lack merit.

First, the letter suggests that PR 2305 is preempted by the provisions relating to indirect source regulation (“ISR”) in CAA section 110. 42 U.S.C. § 7410(a)(5). It contends that section 110 preempts any ISR programs other than those applicable to new sources. This argument is

precluded by section 116 of the CAA, which expressly disclaims any preemption of state law beyond that effected by several enumerated sections of the Act. 42 U.S.C. § 7416. Except as specified in the enumerated sections, “nothing in this chapter shall preclude or deny the right of any State or political subdivision thereof to adopt or enforce (1) any standard or limitation respecting emissions of air pollutants or (2) any requirement respecting control or abatement of air pollution.” *Id.* The enumerated sections do not include section 110.¹ The savings provision in section 116 thus makes clear that section 110 cannot preempt PR 2305.

Even putting aside section 116, the ISR provisions in section 110 were clearly not intended to preempt state regulation of indirect sources. The language in section 110(a)(5) was adopted as part of the 1977 Clean Air Act Amendments to limit EPA’s authority to require ISR in SIPs, not to restrict states’ authority to develop their own programs under state law. The legislative history confirms this interpretation. *See* H.R. Rep. No. 95-294 (1977), *reprinted in* 1977 U.S.C.C.A.N. 1077; H.R. Conf. Rep. No. 95-564, *reprinted in* 1977 U.S.C.C.A.N. 1502; *see also Nat’l Ass’n of Home Builders v. San Joaquin Valley Unified Air Pollution Control Dist.*, 627 F.3d 730, 737-38 (9th Cir. 2010) (“*NAHB*”). Indeed, the comment letter in section 2 emphasizes that the 1977 amendments were adopted to curtail EPA’s authority to require ISR programs in SIPs in response to rules proposed by EPA to require review of new indirect sources. The reference to states’ ability to develop their own programs was included merely to clarify that the statutory language was intended only to limit EPA’s authority to *mandate* inclusion of ISR requirements in SIPs, not to limit the requirements that states could choose to adopt.² *See also NAHB*, 627 F.3d at 738 (the 1977 amendments “‘left largely to the states’ the matter of ‘whether and how to regulate’ indirect sources”) (quoting *Sierra Club v. Larson*, 2 F.3d 462, 467 (1st Cir. 1993)).

Second, the letter contends that CAA section 209(e) preempts the proposed rule. The letter adopts the comments provided by CTA on section 209 preemption, to which District counsel has already responded. However, the CTA letter did not assert preemption under section 209(e), which addresses emission standards for off-road vehicles and engines, but rather argued that PR 2305 is preempted by section 209(a), which applies to on-road vehicles and engines. Regardless, the same analysis applies to both provisions, which, as noted in District counsel’s response to the CTA Letter, are not meaningfully different. *See* Response to CTA Letter at 5 n.5. As explained in the response to the CTA Letter, both arguments are precluded by the Ninth

¹ Counsel for the District noted this in responding to the CTA Letter. *See* Response to CTA Letter at 3 n.2.

² The original version of section 110 adopted by the 1970 CAA amendments provided that SIPs must “include[] emission limitations, schedules, and timetables for compliance with such limitations, and such other measures as may be necessary to insure attainment and maintenance of such primary or secondary standard, including, but not limited to, land-use and transportation controls.” Pub. L. No. 91-604, § 4(a) (1970) (adding section 110(a)(2)(B)). Because this language would certainly include ISR programs of all kinds, the comment’s position necessarily implies that Congress intended in 1977 to *strip* states of their preexisting authority to adopt their own regulation of existing indirect sources. The comment offers no explanation or support for that implausible proposition.

Circuit’s decision in *NAHB*, which rejected a similar challenge to an ISR program adopted by the San Joaquin District.

Finally, the comment implies in a footnote (n. 22) that PR 2305 is preempted by both the CAA and state law because it allegedly regulates land use. But the comment does not explain how PR 2305 supposedly interferes with local land use regulation. It only obliquely states that “to the extent PR 2305 infringes on city and county land use authority” it would be preempted. (Emphasis added.) In fact, PR 2305 does nothing to interfere with local governments’ ability allow, disallow, or control the use of land for warehouse purposes or dictate where warehouses may be built. Like every other air district rule, it merely limits emissions from particular sources—here, indirect sources. As described by the Supreme Court, “Land use planning in essence chooses particular uses for the land; environmental regulation, at its core, does not mandate particular uses of the land but requires only that, however the land is used, damage to the environment is kept within prescribed limits.” *Cal. Coastal Comm’n. v. Granite Rock Co.*, 480 U.S. 572, 587 (1987). PR 2305 neither mandates nor prohibits any particular use of land and thus does not interfere with land use authority.

B. PR 2305 is not preempted by the Airline Deregulation Act or the Federal Aviation Administration Authorization Act.

Airlines for America asserts that PR 2305 is preempted by the Airline Deregulation Act (“ADA”) and the related Federal Aviation Administration Authorization Act (“FAAAA”). As explained in our prior responses to the CTA Letter, the Scopelitis, Garvin, Light, Hanson & Feary letter of April 22, 2021, the Los Angeles World Airports (“LAWA”) letter of March 2, 2021, and the United Airlines letters of March 2, 2021 and April 23, 2021, these contentions lack merit.

The FAAAA preempts state and local laws “related to a price, route, or service of any motor carrier . . . with respect to the transportation of property.” 49 U.S.C. § 14501(c)(1). While the FAAAA may preempt state laws “having a connection with, or reference to” prices, routes, or services, *Rowe v. N.H. Motor Transp. Ass’n*, 552 U.S. 364, 370-71 (2008), state laws affecting prices, routes, or services “in only a ‘tenuous, remote, or peripheral . . . manner’ with no significant impact on Congress’s deregulatory objectives” are not preempted. *Cal. Trucking Ass’n v. Su*, 903 F.3d 953, 960 (9th Cir. 2018) (quoting *Rowe*, 552 U.S. at 371); *see also Cal. Trucking Ass’n v. Bonta*, — F.3d —, 2021 WL 1656283, at *7 (9th Cir. Apr. 28, 2021) (stating that “the Supreme Court’s decisions about F4A preemption . . . have tended to construe the F4A narrowly.”).³ Courts apply the same preemption analysis under the ADA that they apply under the FAAAA. *Ward v. United Airlines, Inc.*, 986 F.3d 1234, 1243 n.2 (9th Cir. 2021); *see also* 49 U.S.C. § 41713(b)(1) (providing that a State may not enact or enforce a rule “related to a price, route, or service of an air carrier.”). While the FAAAA preemption provision includes the additional phrase “with respect to the transportation of property” that is not found in the ADA, the ADA nevertheless only preempts those regulations that would have a “significant impact” on

³ The recent decision in *Bonta* also explains that the language from *American Trucking Associations v. City of Los Angeles*, 559 F.3d 1046, 1053 (9th Cir. 2009), cited in footnote 35 of the letter, is dictum, and the issue discussed was not on appeal in that case. 2021 WL 165283, at *11.

airline prices, routes, or services, and not those that affect routes, rates, or services in a tenuous or peripheral manner. *Id.* at 1243.

Airlines for America asserts that PR 2305 directly regulates carrier routes and services because the WAIRE Points Compliance Obligation (“WPCO”) is determined based on the number of truck trips to warehouses, which the letter terms “routes,” and the types and emissions of trucks making those trips, which the letter terms “services.” As an initial matter, the WPCO does not directly regulate trucks or airlines. A warehouse’s WPCO is based on the total emissions related to a warehouse facility. While it is calculated based on truck trips, those trips serve as a proxy for total warehouse emissions, because the number of truck visits is representative of the total activity at, and emissions associated with, a warehouse. Moreover, the WPCO does not require warehouse operators to take any specific action, let alone any action related to prices, routes, or services of airlines or motor carriers. Instead, operators may select their preferred compliance actions from a menu containing many options that are wholly unrelated to transportation (e.g., installing renewable energy systems on buildings, installing air filters for sensitive receptors, or adopting a custom plan).

Further, contrary to the letter’s assertion, the WPCO does not directly regulate routes or services. The term “routes” in the FAAAA and ADA refers to “courses of travel.” *Air Transport Ass’n of Am. v. City & Cty. of San Francisco* (9th Cir. 2001) 266 F.3d 1064, 1071. Neither the WPCO specifically nor PR 2305 as a whole regulates courses of travel—neither binds any airline or motor carrier to a particular route or makes a specific route necessary. *See Dilts v. Penske Logistics, LLC*, 769 F.3d 637, 649 (9th Cir. 2014). Similarly, the types of trucks used and their emissions do not constitute “services.” Thus, for example, even a direct regulation of emissions-control equipment in trucks is not preempted by the FAAAA. *See Cal. Dump Truck Owners Ass’n v. Nichols*, No. 2:11-cv-00384, 2012 WL 273162 at *4-8 (E.D. Cal. Jan. 30, 2012); *see also Bedoya v. Am. Eagle Express*, 914 F.3d 812, 821 (explaining that “[t]he FAAAA’s focus on prices, routes, and service[s] shows that the statute is concerned with the industry’s production outputs,” and not “resource inputs,” including “labor, capital, and technology, which may be regulated by various laws.”); *S.C. Johnson & Son, Inc. v. Transp. Corp. of Am., Inc.*, 697 F.3d 544, 558 (7th Cir. 2012) (same).

The letter next asserts that PR 2305’s requirement that warehouse operators tally truck trips to facilitate the WPCO calculation requires motor and air carriers to adopt a new system of services similar to that required in the regulation held preempted in *Rowe*. Here, too, the comment mistakes the scope of the term “services.” For example, in *Rowe*, the preempted law required carriers to offer a new “recipient-verification service” that obliged them to verify the age and identity of individuals receiving shipped tobacco products, 552 U.S. at 368, which presumably benefitted customers by making it less likely that tobacco products would fall into the hands of minors. Here, however, unlike the regulation in *Rowe* that effectively obligated motor carriers to offer new services, the requirement to tally truck trips does not oblige motor carriers to offer any new service or alter any existing service—it merely requires warehouse operators to count truck arrivals. This requirement has nothing to do with the services a motor carrier offers to a customer.

The letter also asserts that PR 2305 directly regulates cargo services by establishing applicability thresholds based on warehouse size. The letter, however, does not provide any

explanation as to how excluding warehouses below a certain capacity bears any relation to the prices, routes, or services of motor carriers or airlines.

The letter next argues that the principle in *Ray v. Atlantic Richfield Co.*, 435 U.S. 151 (1978)—that an ordinance with an alternative compliance option that would be preempted if applied independently is not preempted where it is accompanied by a non-preempted alternative—does not apply. The letter contends that this principle does not apply to PR 2305 because the WPCO effectively compels warehouse operators to reduce the number of truck trips or to switch to lower-emissions vehicles. As stated above, however, the WPCO itself does not require warehouse operators to take any specific action—it is merely a calculation of the warehouse’s effective emissions. And the compliance options available include actions wholly unrelated to transportation. The principle in *Ray* therefore applies here.

The letter next asserts that the mitigation fee compliance option cannot save PR 2305 from preemption because it is the only option available to warehouse operators that do not operate their own fleet of trucks and cannot purchase lower-emissions vehicles. This assertion is incorrect. First, the mitigation fee option is not needed to “save” PR 2305 from preemption because the proposed rule is not preempted, as explained above. Second, the mitigation fee option is not the only available option for warehouse operators that do not operate their own fleet of trucks. Warehouse operators in that position may, for example, install renewable energy systems, install charging equipment, install air filters for sensitive receptors, or contract with motor carriers using ZE or NZE vehicles, or they may develop their own custom compliance plans. As noted above, many of these options have nothing to do with transportation by motor carriers or airlines, and no single option is required.

Finally, the letter asserts in two footnotes (numbers 36 and 45, respectively), with no analysis, that PR 2305 is preempted by two additional statutes. These footnotes are incorrect. First, PR 2305 is not preempted by the Anti-Head Tax Act, 49 U.S.C. § 40116, because the mitigation fee is not required, nor is it a direct head tax or a fee on the sale of air transportation. *See Alaska Airlines, Inc. v. Dept. of Food & Ag.*, 33 Cal. App. 4th 506, 513-14 (1995). Second, the letter asserts that PR 2305 is preempted by the Federal Aviation Act of 1958 “insofar as it interferes with the FAA’s exclusive jurisdiction over aviation, including the movement and/or operation of aircraft.” PR 2305 does not interfere with the movement or operation of aircraft and thus is not preempted by the Federal Aviation Act of 1958.

II. The District has authority to regulate emissions associated with existing warehouses.

The comment also contends that the District lacks authority to adopt an ISR program that covers existing, as opposed to new, sources. District counsel previously addressed this argument in detail in response to the CTA Letter. *See* Response to CTA Letter at 1-4.

Indeed, for many years, the District has implemented ISR for large employers, Rule 2202, which applies to existing sources and requires the source to select from several options, including reducing commute trips, reducing emissions through other projects, or paying an air quality improvement fee, which is used to obtain emission reductions.

Further, the comment's characterization of Health and Safety Code ("HSC") section 40440(b)(3) is simply incorrect. That section imposes a mandate; it does not limit authority. It requires the District to provide for "indirect source controls in those areas of the south coast district in which there are high-level, localized concentrations of pollutants or with respect to any new source which will have a significant effect on air quality in the South Coast Air Basin." Only the second half of the sentence refers to new sources; the first half refers to all sources, whether or not new, demonstrating that "indirect source controls" are not inherently limited to new sources.

Moreover, neither the comment, the CTA Letter, or any other comments received by the District have explained *why* the Legislature would supposedly prohibit the District from applying ISR to existing sources. The District routinely regulates a wide variety of both new and existing sources. Indeed, section 40440(b) demonstrates that the District's regulatory authority under section 40440(a) fully extends to existing sources, as it mandates "the use of best available retrofit control technology for existing sources." HSC § 40440(b)(1); *see also Am. Coatings Ass'n v. S. Coast Air Quality Mgmt. Dist.*, 54 Cal. 4th 446 (2012) (upholding the District's regulation of emissions from coatings as an existing source under section 40440(b)(1)). Accordingly, in the absence of a prohibition or limitation on the District's regulation of existing sources, the District may regulate such sources. As explained in response to the CTA Letter, neither section 40716 nor section 40440(b)(3) imposes such a limitation.

The comment again emphasizes the ISR provisions in CAA section 110. As noted in response to the CTA Letter, CAA section 110 is irrelevant to the question whether the District has statutory authority to adopt PR 2305. The District's authority derives from state, not federal, law. Section 110 is relevant only insofar as it *preempts* the South Coast AQMD's otherwise existing authority. As explained above and in response to the CTA Letter, section 110 does not preempt any state law. The comment does not explain how section 110 could be relevant beyond the context of preemption. Accordingly, the comment's reliance on section 110 is misplaced.⁴

Supplement Number Three-Response to Letter from Holland & Knight Representing the California Trucking Association, dated May 4, 2021 (Attachment B)

I. The South Coast AQMD has authority to regulate emissions associated with existing warehouses.

The comment argues again that the District lacks authority to adopt ISRs for existing indirect sources. As explained above in response to the Airlines letter and previously in response to the previous CTA Letter, this is incorrect. The new letter largely reiterates arguments made in CTA's prior letter.

The comment argues that the District lacks authority to regulate existing indirect sources because the HSC includes no provision that specifically refers to "existing indirect sources." As

⁴ The comment letter submitted by the California Air Resources Board similarly concludes that the CAA does not restrict the District's authority to adopt ISR for existing sources.

noted in response to CTA's prior letter that there is no principle of law that requires such specific authorization. The comment does not and cannot grapple with the point made in the prior responses that the Legislature also did not specifically enumerate the vast number of other sources that the District regulates, such as lead smelters, pharmaceutical manufacturing facilities, or fluidized catalytic cracking units. The letter fails to explain why a specific authorization is not required for those sources but should be required for regulation of existing indirect sources. Regulation of all of these sources is authorized by the several provisions expressly granting rulemaking authority to the District in furtherance of attaining state and federal air quality standards.

The letter contends that the rule is outside the District's "implied authority." But the rule is authorized by the District's ample express authority provided by the statutory sections cited in the prior responses. No authority need be implied. Again, the Legislature was not obligated to specifically authorize regulation for each type of source that the District may regulate.

The letter contends that the phrase "indirect source program" in the HSC must be given the same meaning as that phrase is given by the ISR provisions in federal CAA section 110. The glaring defect in this argument is that the HSC does not use that phrase at all. Rather, in section 40716 it refers to "regulations to . . . [¶] [r]educe or mitigate emissions from indirect and areawide sources of air pollution" and in section 40440(b)(3) it refers to "indirect source controls." The only commonality between these provisions and section 110 are the words "indirect source." That phrase is defined in CAA section 110 *without* any limitation to new or modified sources, and in fact it expressly includes existing sources:

[T]he term 'indirect source' means a facility, building, structure, installation, real property, road, or highway which attracts, or may attract, mobile sources of pollution. Such term includes parking lots, parking garages, and other facilities subject to any measure for management of parking supply (within the meaning of subsection (c)(2)(D)(ii)), including regulation of *existing* off-street parking but such term does not include new or existing on-street parking.

42 U.S.C. § 7410(a)(5)(C) (emphasis added). Accordingly, if section 110 provides a guide to interpretation of the HSC, it suggests that the state law should *not* be read as precluding regulation of existing indirect sources.

Further, as explained above in response to the Airlines letter, the implication that section 110 should be read as a limit on the scope of authority under California law fundamentally mistakes the purpose of the ISR provisions in section 110. They were adopted to limit EPA's authority to compel states to include ISR requirements in their SIPs. The letter fails to provide legislative history or other indicia of legislative intent to support the notion that the California Legislature intended to incorporate similar limitations on the otherwise broad authority of air districts to regulate indirect sources.

II. PR 2305 is not preempted by federal law.

The letter again contends that PR 2305 is preempted under CAA section 209 because it is allegedly a "purchase mandate." This is incorrect, as explained in the response to the prior CTA

Letter, and was explicitly rejected by the Ninth Circuit in its decision upholding the San Joaquin ISR program in *NAHB*. See *NAHB*, 627 F.3d at 735-36. Nothing in the current letter changes that analysis.

The letter repeats the contention from the prior letter that the San Joaquin ISR truly regulated total site emissions whereas PR 2305 is supposedly limited to truck emissions. Neither is true. The portion of the San Joaquin program challenged in *NAHB* was limited to emissions from construction equipment. Direct regulation of those emissions would have been preempted, and yet the court upheld the program because it involved regulation of an *indirect* source. See Response to CTA Letter at 6. The court upheld the program even though “*NAHB* correctly observe[d] that Rule 9510 is ultimately directed at emissions that come from construction equipment.” 627 F.3d at 736. Moreover, as noted in the prior responses, PR 2305 does not regulate truck emissions. Truck trips are used to establish the WPCO for warehouses as a proxy for total facility emissions. Response to CTA Letter at 6. The new letter emphasizes that the WPCO calculation takes into consideration the emissions associated with those truck trips, but fails to explain how that fact demonstrates that those weighted truck trips are not representative of total facility emissions. The District has not denied that the majority of emissions associated with warehouse operations are emissions from truck trips. But that does not convert the rule into an emission standard preempted by section 209, just as the fact that the San Joaquin rule was “ultimately directed at emissions that come from construction equipment” did not cause it to be a preempted emission standard for construction equipment.

The letter further argues that *NAHB* does not control here because the San Joaquin program involved regulation of new, rather than existing, indirect sources. The letter fails to explain how that distinction could be relevant for purposes of section 209 preemption, which does not address indirect sources. Nor does *NAHB* rely in any respect on the fact that the San Joaquin program involved new construction as opposed to existing sources.

But more fundamentally, the letter misconstrues the indirect source provisions in section 110. As noted above, those provisions were adopted to restrict *EPA’s ability* to implement rules that it had proposed which would have required states to undertake review of new indirect sources. If the letter’s interpretation of section 110 were correct, EPA would be prohibited from requiring states to include in their SIPs ISR programs for new sources, but would be *entirely free* to require states to include such programs to regulate existing sources. If it were not obvious, the legislative history confirms that this was not Congress’s intent: “An indirect source review program is one which provides for the review of new, *existing* or modified indirect sources.” H.R. Conf. Rep. 95-564, at 126 (1977), *reprinted in* 1977 U.S.C.C.A.N. 1502, 1507 (emphasis added). Because section 110’s ISR provisions are not limited to new sources, they cannot provide a basis for treating control of new indirect sources as preserved from preemption but control of existing indirect sources as preempted.

III. PR 2305 can be included in the SIP.

The letter also makes a new argument that PR 2305 cannot be included in the SIP because, supposedly, only ISR programs that target new sources can be included in the SIP. As just noted, this is a misreading of the ISR provisions in section 110(a)(5). But moreover, it is inconsistent with the structure of section 110. Section 110 does not itemize the sorts of control

measures that states may include in their SIPs. Accordingly, a state need not point to some provision of that section as “authorizing” the inclusion of a measure in the SIP. Rather, the statute directs states to “include enforceable emission limitations *and other control measures, means, or techniques* (including economic incentives such as fees, marketable permits, and auctions of emissions rights), . . . as may be necessary or appropriate to meet the applicable requirements of this chapter.” 42 U.S.C. § 7410(a)(2)(A) (emphasis added). It leaves the formulation of those “measures, means, or techniques” to the states; that is why they are called *state* implementation plans. As noted above, the ISR provisions were designed solely to restrict the authority of EPA to compel states to include ISR programs among those “measures, means, or techniques,” not to limit a state’s voluntary choice of such programs.⁵

Finally, the letter contends that the District views PR 2305 as authorized by CARB and EPA’s approval of the MOB-3 control measure in the SIP. The District does not contend that approval of MOB-03 authorizes the rule. The authority for the rule comes from state law, as discussed above.

IV. The Project Description In The CEQA Analysis Is Not Deficient.

The EA’s project description adequately described the proposed project, including the mitigation fee component. At page 2-17, the Draft EA explains what these mitigation fees could be used for: “Similar to the measures used to earn WAIRE Points, the mitigation program would implement measures such as subsidizing the purchase of NZE and ZE trucks and/or the installation of charging and fueling infrastructure for ZE trucks. The mitigation program would prioritize use of the mitigation fees in areas near the warehouses using this compliance option. Therefore, the environmental impacts associated with the mitigation program are similar to implementation of measures to earn WAIRE Points and are analyzed in this EA.” See also Draft EA at page 2-5 (describing the mitigation fee and noting that it would “allow facilities to pay mitigation fees if other others are not chosen and apply collected funds to subsidize the purchase and use of ZE/NZE equipment or the installation of fueling/charging infrastructure”); Draft EA at page 2-6 (noting that the “Mitigation Fee” option was carried forward to PR 2305).

Because the mitigation fees would be used to implement measures similar to the other WAIRE Points compliance options, the Draft EA reasonably concluded that the environmental impacts would also be the same, i.e., if the South Coast AQMD uses mitigation fees to purchase new ZE trucks, the impacts will be the same as if a warehouse operator purchased new ZE trucks pursuant to the proposed rule.

California Unions for Reliable Energy v. Mojave Desert Air Quality Management District (2009) 178 Cal.App.4th 1225 (*CURE*) does not suggest otherwise. In that case, the air district adopted a road paving rule without conducting any environmental review. Thus, the court was not considering the adequacy of a project description, but rather whether there was substantial evidence to support the air district’s conclusion that the project would “assure the maintenance,

⁵ The letter also contends that the District will be unable to show that it has authority under state law to adopt PR 2305. That argument has been refuted above and in prior responses.

restoration, enhancement, or protection of the environment” and therefore would be exempt under CEQA. *Id.* at 1231.

The Draft EA did not omit analysis of the effects of the mitigation measures, but rather stated that the effects would be essentially the same as those of other WAIRE Points compliance options. Because the proposed rule allows warehouse operators to choose their compliance method, it is uncertain at this time how many would select the “mitigation fee” option. Moreover, although the mitigation fees must be expended on projects that achieve or facilitate reductions in emissions comparable to those associated with regulated warehouses, the specifics of the particular mitigation projects to be funded are presently unknown. As a result, it would be speculative to attempt any more detailed analysis of the effects of specific projects that may be funded with mitigation fees. See *Friends of the Sierra Railroad v. Tuolumne Park and Recreation District* (2007) 147 Cal.App.4th 643, 657-58 (CEQA review premature where no concrete plans for development had been proposed). The District will determine whether further CEQA compliance is required as it develops the WAIRE Mitigation Program that will govern the expenditure of mitigation fees.

Lastly, the EA did address the proposed project’s indirect impacts to grid infrastructure, agricultural and biological resources, geology and hydrology, water supply, wastewater treatment, storm water drainage, energy, and solid waste services (see Section 4.2.3.2.5, *Impacts to Electricity Providers*, Section 4.3.5, *Operational Impacts in Excess of the Capacity of Local Landfills*, and Chapter 4.5, *Other Impact Areas*). The indirect environmental analysis is discussed in Chapter 1.2.2, *Other CEQA Documents*, Chapter 4.0.1.5, *Indirect Impacts Associated with New Facility Construction*, and Chapter 4.5.1, *Indirect Impacts*, of the Draft EA. As stated in Response to Comments 1.9 and 1.10, these impacts were analyzed qualitatively, as the CARB ACT Regulation EA did, because it is impossible to determine at this time where the potential grid improvements and other new facilities will be located. Because the indirect impacts from projects funded by mitigation fees will be the same as those resulting from implementation of other compliance options, the draft EA did analyze the indirect impacts of actions funded by the mitigation fees.

V. Changes to the Proposed Rules Do Not Necessitate Recirculation Under CEQA

After the Draft EA was circulated for public review, and in response to comments received and stakeholder input, PR 2305 was modified in the following ways:

- (a) A sunset provision was added, ending the proposed rule’s requirements once state and federal air quality standards have been reached.
- (b) “Low use” warehouse operators were exempted from compliance with the rule.
- (c) NZE yard trucks that use renewable fuels were added as an allowable option under Custom WAIRE Plans.
- (d) The compliance period was shifted by 6 months, starting January 1, 2022.

There were no changes made to PR 316.

None of these revisions requires recirculation of the EA pursuant to CEQA. See Pub. Res. Code § 21092.1; CEQA Guidelines § 15088.5. A lead agency is required to recirculate an EIR when significant new information is added to the EIR after public notice is given of the availability of the draft EIR for public review ... but before certification.” CEQA Guidelines § 15088.5(a). “Significant new information” includes information disclosing (1) that a new significant environmental impact would result from the project or from a new mitigation measure; (2) there will be a substantial increase in the severity of an environmental impact unless new mitigation measures are adopted; (3) a feasible project alternative or mitigation measure considerably different from others previously analyzed would clearly lessen the significant environmental impacts of the project, but the project’s proponents decline to adopt it; or (4) the draft EIR was so fundamentally and basically inadequate and conclusory in nature that meaningful public review and comment were precluded. CEQA Guidelines § 15088.5(a).

CEQA does not require recirculation “unless the [EA] is changed in a way that deprives the public of a meaningful opportunity to comment upon a substantial adverse environmental effect of the project or a feasible way to mitigate or avoid such an effect.” CEQA Guidelines § 15088.5(a). Recirculation also is not required “where the new information added to the EIR merely clarifies or amplifies or makes insignificant modifications in an adequate EIR.” CEQA Guidelines § 15088.5(b).

The minor changes to the proposed rule would not result in significant new impacts, nor in a substantial increase in the severity of an impact already identified. Including a sunset provision would reduce the potential environmental impacts of the proposed rule by eliminating all compliance obligations after the standards are achieved. “Low use” operators are those with a WPCO score of less than 10, meaning they receive approximately two Class 8 truck visits/day. There are not expected to be many “low use” warehouses. Exempting them from the rule would reduce the adverse environmental impacts of the proposed project because the exempt facilities would not be required to implement any compliance options, such as constructing new charging stations. The “low use” exemption could reduce the benefits of the proposed rule, but any reduction in benefit would be negligible, because there are not expected to be many “low use” warehouses and their compliance obligations would have been small to begin with. Similarly, including a sunset provision could reduce the benefits of the proposed rule, but the sunset provision is triggered only when state and federal air quality standards have been met and the need for the project benefits has therefore been reduced or eliminated. Including NZE yard trucks under the Custom WAIRE Plans could decrease air quality and GHG benefits when compared with allowing only ZE yard trucks as a compliance option, but would still result in an air quality and GHG benefit with respect to baseline conditions. Additionally, allowing NZE yard trucks would also lessen the impacts of battery disposal associated with ZE yard trucks. Lastly, shifting the compliance period would result in the same impacts occurring at a later date.

The Final EA reflects revisions, clarifications, and corrections to the Draft EA as a result of changes to the proposed rule language subsequent to the public review and comment period.

South Coast AQMD staff has reviewed the modifications to PR 2305 and PR 316 and has updated the CEQA analysis in the Final EA accordingly.



Airlines for America®

We Connect the World

May 4, 2021

submitted electronically to:
South Coast Air Quality Management District
Clerk of the Boards: cob@aqmd.gov
Mr. Victor Juan: vjuan@aqmd.gov

Re: Comments on Proposed Rule (PR) 2305 – Warehouse Indirect Source Rule – Warehouse Actions and Investments to Reduce Emissions (WAIRE) Program and PR 316 – Fees for Rule 2305

On behalf of our members, Airlines for America® (“A4A”)¹ thanks the South Coast Air Quality Management District (“AQMD” or “District”) for providing this opportunity to comment on its Proposed Rule 2305 – Warehouse Indirect Source Rule – Warehouse Actions and Investments to Reduce Emissions (“WAIRE”) Program (“PR 2305”) and PR 316 – Fees for Rule 2305 (“PR 316” or “Proposed Fees Rule”), which will be the subject of a public hearing before the District Governing Board to consider adoption of the proposed rules on May 7, 2021.

As an initial matter, A4A and our members want to commend the District Staff – particularly Ian McMillian – for their efforts to engage with stakeholders and to listen to and address concerns with the proposed rules. Specifically, in our view a number of issues in the original draft of PR 2305 highlighted the need to clarify the intended scope of the WAIRE program and particular requirements. To their credit, Staff worked very hard to engage stakeholders to ensure they understood these issues and provide clarifying language. As a result, a number of potential practical issues have been addressed, obviating the need to comment here.²

We also want to emphasize at the outset that A4A and its members fully support the District’s efforts to achieve National Ambient Air Quality Standards (“NAAQS”) and recognize the unique challenges the District faces as an extreme nonattainment area for the federal NAAQS Ozone standards and serious nonattainment area for the federal fine Particulate Matter (PM 2.5) standards. A4A and our members have a long history of working with the District to address this pressing concern and remain committed to doing so. We do, however, have very significant remaining concerns regarding PR 2305 and PR 316. In particular, as detailed below, in our view the District (and the State) does not have authority to impose the Indirect Source Rule as a general matter and, specifically, does not have the authority to impose such a rule on facilities located at airports or apply them to air carriers. Accordingly, we oppose these rules and respectfully urge the Board to decline to adopt them.

¹ A4A is the principal trade and service organization of the U.S. airline industry. A4A members are Alaska Airlines, Inc.; American Airlines Group; Atlas Air, Inc.; Delta Air Lines; Federal Express Corp.; Hawaiian Airlines; JetBlue Airways Corp.; Southwest Airlines Co.; United Airlines Holdings, Inc.; and United Parcel Service Co. Air Canada is an associate member.

² For example, addressing our concern that as originally drafted PR 2305 § (d)(7)(C) could be read to apply to warehouse owners and operators even if they were not required to earn WAIRE points under § (d)(1), Staff has added language clarifying § (d)(7)(C) only applies to entities that are required to earn WAIRE points.

BACKGROUND

Again, A4A and its members fully support the District's efforts to attain the NAAQS and ensure public health. Commercial airlines are dedicated to providing air transportation services to the public that, above all, ensure the safety of our passengers, crew and the larger public. Accordingly, we view responsible environmental stewardship as essential to our business and have embraced the need to work proactively to address environmental concerns and achieve concomitant public health objectives.

Indeed, we are proud of the role we took in working with the District to implement measures in accordance with its 2016 Air Quality Management Plan ("2016 AQMP") to reduce emissions of oxides of nitrogen ("NOx") associated with aviation activity. Specifically, we worked for many months with our airport partners and the District to develop voluntary measures that were eventually incorporated into five memoranda of understanding ("MOUs") between each of the South Coast airports³ and the District. All of these MOUs included a voluntary measure to achieve reductions in emissions of ozone precursors from airport ground support equipment ("GSE") more rapidly than would otherwise be achieved under State regulations. As reported to the District's Mobile Source Committee at its January 22nd meeting this year, despite the extraordinary challenges airports and airlines have faced in the wake of the COVID-19 pandemic, together with our airport partners we have successfully implemented this voluntary program and achieved real NOx reductions that have brought the District closer to attainment.

Our effort to work with the District to ensure the viability and effectiveness of its 2016 AQMP is not unique. A4A and our members, despite continuing concerns regarding the State's authority to adopt and enforce such regulations, have worked for almost two decades with the California Air Resources Board ("CARB") to develop reasonable regulations to address GSE emissions. These rules include the Large-Spark Ignition, In-Use Off-Road Diesel, Portable Equipment Registration Program and Air Toxics Control Measure for Diesel Particulate Matter from Portable Engines. In addition, A4A and its members have committed to working with CARB to develop a new "Zero-Emission GSE" regulation consistent with the State's Mobile Source Strategy. We also continue our long-standing record of working with the District (and the State) to adopt reasonable measures to achieve attainment of the Ozone NAAQS as it develops its 2022 AQMP through active participation in and support of its Aviation Working Group.

In addition, A4A and our members have committed the time and resources needed to support the development of economically reasonable, technologically feasible and environmentally beneficial international standards for aircraft engines and aircraft governing noise, NOx, PM, and CO₂ (carbon dioxide), through the International Civil Aviation Organization / Committee on Aviation Environmental Protection ("ICAO/CAEP"). Last year, the ICAO Council adopted emissions standards for non-volatile particulate matter ("nvPM") for both mass and number applicable to both in-production and new type aircraft engines. This culminated a years-long process to supersede ICAO's smoke standard and set the foundation for continued progress in the future. A4A strongly supports the incorporation of the nvPM standards into U.S. law. In addition, A4A worked for years in the ICAO/CAEP process to support development of a CO₂ Certification Standard for aircraft which ICAO adopted in 2017 and strongly supported the U.S. Environmental Protection Agency's ("EPA") recent adoption of GHG emissions standards for

³ These airports are: Hollywood-Burbank Airport (BUR), Long Beach International Airport (LGB), Los Angeles International Airport (LAX), Ontario International Airport (ONT), and John Wayne Santa Ana Airport (SNA).

aircraft engines pursuant to Section 231 of the federal Clean Air Act (“CAA”)⁴ that are equivalent to the ICAO CO₂ Certification Standard. ICAO/CAEP has focused a great deal of effort on NO_x and we have strongly supported this effort – as is noted in the *Draft 2020 Mobile Source Strategy*, significant progress has been made and as a result of successive, increasingly stringent NO_x standards, aircraft engines produced today must be about 50% cleaner than under the initial standard adopted in 1997.⁵

The COVID-19 health crisis afflicting the world has, in turn, crippled our nation’s economy, hitting the aviation sector particularly hard. In the most recent week for which data is available, nationally, U.S. passenger volumes were down 43% from year-ago levels, with passenger airline departures down 32%.⁶ The effect of the pandemic on aviation activity at the five major commercial airports in the South Coast has been severe. Total commercial aircraft operations at these airports declined 53% in 2020 compared to 2019 and, although there has been some recovery in the region, total commercial carrier operations in the first quarter of 2021 are down 39% compared to the first quarter of 2019.⁷ At LAX, in 2020 commercial operations plunged 57% from pre-pandemic levels⁸; operations have recovered only modestly in the first two months of 2021 and remain down 45% compared to pre-pandemic levels.⁹ The decline in aircraft operations has resulted in a similar proportional decline in fuel consumption (and so, associated emissions). Despite the magnitude of the challenge ahead, we have every expectation that our sector will be critical to helping the economy revive and thrive, eventually returning it to pre-COVID levels. However, at present, we believe air passenger volumes are unlikely to return to pre-COVID levels before 2023.¹⁰ Cargo activity has been a relative bright spot in the industry, with volumes up 9% in 2020 compared to 2019.¹¹ From an environmental perspective, it is also important to note that the pandemic has accelerated the retirement of less fuel-efficient aircraft – as many as 862 in the U.S. passenger airline fleet since the end of 2019.¹² As a result, when air transportation demand returns to pre-COVID levels, it will be served by more efficient aircraft fleets, thus very likely lowering associated emissions.

Our record demonstrates that our industry can grow and help the country, California and the South Coast Basin prosper even as we continue to improve our environmental performance. Before COVID-19 struck, U.S. airlines were transporting a record 2.5 million passengers and 58,000 tons of cargo per day, helping drive \$1.7 trillion in annual economic activity and 10 million jobs. According to the Federal Aviation Administration (“FAA”), in 2016 aviation drove over 4% of the California’s gross domestic product, providing over 1,164,000 jobs and \$194

⁴ 42 U.S.C. § 7521.

⁵ CARB, *Revised Draft Mobile Source Strategy* (April 23, 2021) at 149.

⁶ See *Impact of COVID-19 Updates*, Slides 14-15 (A4A; available here: <https://www.airlines.org/dataset/impact-of-covid19-data-updates/#>) (updated May 4, 2021).

⁷ This data reflects air carrier and air taxi operations at the five major commercial airports in the South Coast: BUR, LAX, LGB, ONT and SNA. Source: The Operations Network, Airport Operations: Standard Report.

⁸ Data compares air carrier and air taxi operations for April-December in 2019 and 2020; Data available here: <https://www.lawa.org/lawa-investor-relations/statistics-for-lax/volume-of-air-traffic>.

⁹ Data compares air carrier and air taxi operations for January-February in 2020 and 2021.

¹⁰ *Impact of COVID-19 Updates*, Slide 5.

¹¹ *Impact of COVID-19 Updates*, Slide 36.

¹² *Impact of COVID-19 Updates*, Slide 40.

billion in economic activity in the State.¹³ Commercial airlines alone contributed over 141,000 jobs with a payroll of over \$8.7 billion and drove \$37.4 billion in economic activity.¹⁴ At the same time, U.S. airlines have relentlessly pursued and implemented technology, operational and infrastructure measures to minimize our environmental impacts. In particular the U.S. airlines have been and remain keenly focused on fuel efficiency and GHG emissions savings. For the past several decades, the U.S. airlines have dramatically improved fuel efficiency and reduced GHG emissions by investing billions in fuel-saving aircraft and engines, innovative technologies like winglets (which improve aerodynamics) and cutting-edge route-optimization software. As a result, the U.S. airlines have improved their fuel efficiency over 135 percent since 1978, saving over 5 billion metric tons of CO₂, which is equivalent to taking more than 27 million cars off the road on average in each of those years. Taking a more recent snapshot, data from the Bureau of Transportation Statistics confirm that U.S. airlines improved their fuel- and CO₂-emissions efficiency by 40 percent between 2000 and 2019.

But the U.S. airlines are not stopping there. Since 2009, we have been active participants in a global aviation coalition that committed to 1.5 percent annual average fuel efficiency improvements through 2020, with goals to achieve carbon-neutral growth beginning in 2020 and a 50 percent net reduction in CO₂ emissions in 2050, relative to 2005 levels. On March 30, 2021, A4A and our carriers strengthened our commitment to address climate change by committing to net-zero carbon emissions by 2050, and pledging to work with the federal government, state and local governments, and other stakeholders to rapidly expand the production and deployment of sustainable aviation fuel (“SAF”) so 2 billion gallons of cost-competitive SAF are available for U.S. aircraft operators in 2030. These new goals were adopted in the midst of the most severe economic crisis the commercial aviation sector has ever faced, demonstrating the strength of our commitment to the environment and depth of our recognition that environmentally responsible growth is essential to the vitality of our sector.

As we continue to recover from the current economic and social crisis induced by the COVID-19 virus, our commercial airlines look to the future with the belief that our sector will continue to thrive on the condition we continue to improve our environmental performance. It is in this spirit that we offer the comments below. We continue to unequivocally support progress towards attainment of the Ozone and PM NAAQS in the South Coast Air Basin, however, we cannot support these proposed regulations because they exceed the District’s (and the State’s) regulatory authority.

COMMENTS

1. The District’s Authority to Adopt an Indirect Source Rule (“ISR”) is Limited by the Federal CAA (42 U.S.C. § 7401 et seq.)

Congress adopted CAA Section 110(a)(5)(A),¹⁵ as part of the Clean Air Act Amendments of 1977, reacting to strong opposition to U.S. EPA’s attempts to impose controls on indirect

¹³ FAA, *The Economic Impact of Civil Aviation on the U.S. Economy – State Supplement* (November 2020) at 35.

¹⁴ *Id.*

¹⁵ 42 U.S.C. § 7410(a)(5)(A).

sources. The provision prohibits U.S. EPA from requiring states to incorporate ISRs in their State Implementation Plans (“SIPs”) but allows states to include an “indirect source program” in their SIPs.¹⁶ However, this did not empower states to enact ISRs of any scope or effect whatever. Rather CAA Section 110(a)(5)(A) permits states to incorporate ISRs into their SIPs as long as those ISRs are consistent with limitations established by the CAA and other federal law.

The District itself recognizes its authority to promulgate this rule is limited by and subject to federal law, including the CAA. District staff affirms that the purpose of PR 2305 is to achieve reductions in NOx emissions that will contribute to its efforts to attain the Ozone and PM NAAQS, as required by the CAA. The Draft Staff Report acknowledges that the CAA requires the State to submit a SIP for nonattainment areas that do not meet NAAQS and PR 2305 is put forward to implement the SIP. The District is the entity required under State law to develop a plan to demonstrate compliance with NAAQS and, in March 2017, the District approved its 2016 AQMP, which was subsequently incorporated into the State SIP by CARB and approved by U.S. EPA in 2019. The 2016 AQMP included “MOB-03 – Emissions Reductions at Warehouse Distribution Centers,” which called for a process to consider various strategies to achieve such reductions. Subsequently, in May 2018, the District Governing Board directed staff to develop an ISR applicable to warehouses, leading to PR 2305. In short, the central purpose of PR 2305 is to achieve compliance with the CAA. Indeed, District staff affirms:

There are six key reasons why PR 2305 and PR 316 are needed. *First and foremost*, the SCAB region continues to experience ozone and fine particulate matter levels that exceed federal air quality standards. . . . NOx is the primary pollutant that needs to be reduced to meet federal air quality standards, and mobile sources associated with goods movement make up about 52% of all NOx emissions in the SCAB. Trucks are the largest source of NOx emissions in the air basin and also for the emissions associated with warehouses. Any diesel PM reductions brought about by PR 2305 and PR 316 will also help meet federal air quality standards for fine PM.¹⁷

In other words, the primary reason PR 2305 has been proposed for adoption is to induce reductions in NOx emissions – overwhelmingly from trucks – required to enable the District to attain the Ozone NAAQS. As stated in its legal analysis:

By approving MOB-03 into the 2016 AQMP, the South Coast AQMD and CARB have committed to, and the U.S. EPA has authorized, the development [18] of an indirect source rule to achieve emission reductions from mobile sources attributed to warehouse activities, in order to assist attaining the federal ozone NAAQS in 2023 and 2031.¹⁹

In order for PR 2305 to achieve its objective (i.e., “assist attaining the federal ozone NAAQS”) it will have to be submitted as a revision to the State SIP and approved by U.S. EPA. EPA has explicitly acknowledged that it cannot approve an ISR (or any other SIP measure) unless the District/State has demonstrated it has “legal authority to carry out SIPs and SIP revisions” and

¹⁶ Importantly, Congress did not authorize states to promulgate ISRs applicable to airports and other “major federally assisted indirect sources” allocating that authority to EPA. CAA Section 110(a)(5)(B).

¹⁷ *Second Draft Report: Proposed Rule 2305 - Warehouse Indirect Source Rule - Warehouse Actions and Investments to Reduce Emissions (WAIRE) Program and Proposed Rule 316 – Fees for Rule 2305* (April 2021) (“*Second Draft Report*”) at 14 (emphasis added) (footnotes omitted).

¹⁸ It is the development of the ISR that, at this stage, has been authorized by EPA. EPA has not considered and has not authorized the Warehouse ISR as proposed in PR 2305.

¹⁹ *Second Draft Report* at 18.

such legal authority does not exist where a proposed ISR is preempted by federal law, including the CAA.²⁰

A comment letter from the District's outside law firm contends "[t]he [federal Clean Air Act] is irrelevant to the District's authority to adopt the proposed rule" because "[t]he District's regulatory authority represents an exercise of the State's police power . . . as delegated by the Legislature; the CAA is not the source of the District's authority."²¹ This analysis is inapt. Under the CAA, a State must always have underlying legal authority conferred by its Legislature to adopt an enforceable regulation in order for that regulation to be eligible for incorporation into a SIP. CAA Section 110(a)(2)(E) (SIP "shall . . . provide (i) necessary assurances that the State . . . will have adequate . . . authority under State (and as appropriate, local) law to carry out such implementation plan"). This provision, which conditions the authority of a state to adopt a SIP measure on obtaining the power to adopt an ISR from the source of that power (the Legislature) is itself a limitation on a state's authority to adopt an ISR and an affirmation that the CAA limits that power.²² Indeed, it defies common sense to assert that the purpose of the ISR is to assist in achieving compliance with the CAA but whether the ISR itself complies with the CAA is "irrelevant." The District's lawyers concede the point by affirming the ISR "is expressly authorized by the CAA in Section 110(a)(5)."²³

²⁰ *Revisions to the California State Implementation Plan, San Joaquin Valley Unified Air Pollution Control District – Final Rule*, 76 Fed. Reg. 26609, 26609-10 (May 9, 2011). See also, *Id.* at 26614 ("in reviewing SIP submissions, EPA's role is to approve State choices, provided that they meet the criteria of the Clean Air Act") (emphasis added).

²¹ *Letter from Zinn et al to Bayron Gilchrist and Barbara Baird, SCAMQD: Responses to Comments Submitted by the California Trucking Association* (April 1, 2021) (hereinafter "Zinn Letter") at 2 (citations omitted) (emphasis added).

²² Certainly, an exercise of the "State's police power" is subject to limitations imposed by federal law. See *City of Burbank v. Lockheed Air Terminal, Inc.*, 411 U.S. 624 (1973) (exercise of police power preempted by federal law); *San Diego Unified Port District v. Giantruco*, 651 F.2d 1306, 1316 (9th Cir. 1981) (imposition of land use permit preempted by federal law; "The observation that a state has a power in no way implies any doubt about equally well-settled limits to that power, such as federal preemption"). In fact, state and federal law further limit the District's authority to promulgate ISRs by explicitly providing it may not encroach on the land use powers of cities and counties. The Clean Air Act Amendments of 1990 provide that "[n]othing in this Act constitutes an infringement on the existing authority of counties and cities to plan and control land use, and nothing in this Act provides or transfers authority over such land use." Pub. L. 101-549 § 131, U.S. Code Cong. & Admin. News (104 Stat.) 2399, 2689 (emphasis added). Section 40716(b) of the CA Health & Safety Code ("H&SC") incorporates the equivalent language into state law, providing that a district's authority, as set out in § 40716(a), cannot infringe on the land use authority of cities and counties. See *Att. Gen. Opin. 92-519* (1993) at 5 ("While subdivision (b) of section 40716 ensures that a regulatory program for indirect sources may legally coexist with the traditional land use planning and control prerogatives exercised by cities and counties . . . it also indicates an intent to uphold the authority of cities and counties to plan and control land use"). The California Legislature took pains to make it especially clear that the South Coast District's authority to promulgate indirect source rules is constrained and preempted by the land use authority vested in the State's cities and counties. Specifically, H&SC § 40440(b)(3) provides that the District's authority to promulgate indirect source rules is limited to those actions that are "[c]onsistent with Section 40414;" Section 40414 provides: "No provision of this chapter shall constitute an infringement on the existing authority of counties and cities to plan or control land use, and no provision of this chapter shall be interpreted as providing or transferring new authority over such land use to either the south coast district, the Southern California Association of Governments, or the state board." Thus, to the extent PR 2305 infringes on city and county land use authority, it is preempted by both the CAA and the CA H&SC. See also, *Guidance Document for Addressing Air Quality Issues in General Plans and Local Planning - A Reference for Local Governments Within the South Coast Air Quality Management District* at p. 1-13 (May 6, 2005) ("**Local governments have the flexibility to address air quality issues through ordinances, local circulation systems, transportation services, and land use. No other level of government has that authority, including the AQMD.**") (bold original; underlining added).

²³ Zinn Letter at 5. To be clear, we agree with both assertions in the Zinn Letter that (1) the CAA is not the source of state/district power to promulgate ISRs and (2) the CAA "authorizes" the exercise of that power to help attain NAAQS. Section 110(a)(5) "authorizes" states/district to promulgate ISRs, not in the sense that it creates the power for them to

California law also subjects the District's authority to adopt ISRs to the limitations imposed by state and federal law. Under California law, "[b]efore adopting, amending, or repealing a rule or regulation, the district board shall make findings of . . . authority . . . and consistency" H&SC § 40727(a) (emphasis added). H&SC Section 40727(b) defines "authority" to mean "a provision of law or of a state or federal regulation permits or requires the regional agency to adopt . . . the regulation"; "consistency" is defined to mean "that the regulation is in harmony with, and not in conflict with or contradictory to, existing statutes, court decisions, or state or federal regulations." H&SC § 40440(a) repeats these limitations and specifically applies them to the District, providing that the "south coast district board shall adopt rules and regulations that carry out the plan and are not in conflict with state law and federal laws and rules and regulations." H&SC § 40440(b) makes clear these limitations apply to "indirect source rules." Just as CAA Section 110(a)(5) limits the District's authority to promulgate ISRs to those consistent with the CAA and other federal law, California law provides the District cannot adopt an ISR if it is "in conflict with or contradictory to" federal law and regulations.

2. PR 2305 Exceeds the District's Authority Because it Applies to Existing Warehouses

The CAA defines an "indirect source program" as a "the facility-by-facility review of indirect sources of air pollution" that includes "measures as are necessary to assure, or assist in assuring, that a new or modified indirect source will not attract mobile sources of pollution" that would cause or contribute to an exceedance of or prevent the maintenance of a NAAQS. CAA Section 110(a)(5)(D) (emphasis added). The history of the development of the "indirect source" concept in EPA's regulatory actions and the amendments of the CAA make clear that Section(a)(5)(D) means precisely what it says.

In 1973, the EPA Administrator declared it was his "judgment [that] it is necessary to review, and where necessary prevent, the construction of facilities which may result in increased emissions from motor vehicle activity or emissions from stationary sources that could cause or contribute to violation of [NAAQS]. Such facilities are generally designated 'complex sources.'"²⁴ EPA announced the Administrator would "require all States to adopt and submit to him a legally enforceable procedure for reviewing the impact of the construction and modification of a 'complex source' and for preventing the construction or modification of complex source where necessary to attain and maintain a national standard."²⁵ In a separate action taken that day, EPA issued an advance notice of proposed rulemaking stating the Administrator "has determined that it is necessary for State [implementation] plans to contain, at a minimum, procedures whereby the State can review prior to construction or modification, the location of sources of pollution and of other facilities which may cause an increase in air pollution because of activities associated with such facilities" and provided notice that the Administrator would

do so (that is done – if at all – under State law), but in the sense that it permits them to do so (subject to the CAA and other superseding federal law).

²⁴ 38 Fed. Reg. 6279 (March 8, 1973) (emphasis added). We also note that EPA understood the underlying power to regulate an indirect source – even if EPA were to require states/districts to do so under the CAA – must come from the States themselves. 38 Fed. Reg. 6279, 6280 ("States will be required to have the authority to disapprove the construction or modification [of indirect sources] . . . States should begin now to determine their legal authority . . . and to obtain such authority where it is lacking.")

²⁵ *Id.* (emphasis added).

propose regulations requiring “States . . . to have legally enforceable procedures reviewing prior to construction or modification, the location of such facilities and for preventing such construction or modification where it would interfere with the attainment or maintenance of a national standard.”²⁶ Later that year, EPA issuing a notice of proposed new “guidelines” (in the form of proposed amendments to its regulations), explaining:

It is generally recognized, however that not only the types of facilities generally known as stationary sources but also facilities such as airports, amusement parks, highways, shopping centers and sport complexes also affect or may affect air quality by indirect means, primarily by means of the mobile source activity associated with them. . . . [This] proposal . . . would require, with respect not only with respect to ‘stationary sources’ in the traditional sense, but also certain other types of facilities, as assessment of both direct and indirect effects on air quality prior to their construction²⁷

EPA finalized these “guidelines” (in the form of final amendments to its regulations) referring to them as “requirements for the review of the indirect impact of new or modified sources, i.e., the impact arising from associated mobile source activity,” explaining that “[i]n the Administrator’s judgment, indirect impact of new or modified sources” was necessary to attaining NAAQS.²⁸ In February the following year, EPA promulgated final regulations requiring “Review of Indirect Sources” in which it explained that the regulations expanded new source review procedures “to cover not only stationary sources but ‘complex’ or ‘indirect’ sources of air pollution – facilities which do not themselves emit pollutants, but which attract increased motor vehicle activity”²⁹ These regulations were “applicable only to facilities commencing construction on or after January 1, 1975.”³⁰ In the face of intense opposition from state and local governments over EPA’s assertion of its authority to regulate “indirect sources” the Agency suspended its “Review of Indirect Sources” regulations and, as part of the Clean Air Act Amendments of 1977, Congress enacted CAA Section 110(a)(5)(A) explicitly denying EPA the authority to require states to include “indirect source review programs” in their SIPs but permitting them to do so. In doing so, Congress made clear in CAA Section 110(a)(5)(D) that such programs, which – as is clear from the extensive history above – had never included existing indirect sources, were to be defined as limited to those including “measures as are necessary to assure, or assist in assuring, that a new or modified indirect source” would not cause or contribute to exceedance of a NAAQS.³¹

Accordingly, it is clear that the CAA limits any ISR adopted pursuant to the CAA to new and modified indirect sources. It is also clear under California law that the District has authority to regulate only “new sources” using an indirect source rule. CA H&SC § 40440(b) provides (emphasis added) that the District must “provide for indirect source controls in those areas of the south coast district in which there are high-level, localized concentrations of pollutants or

²⁶ 38 Fed. Reg. 6290, 6291 (March 8, 1973) (emphasis added).

²⁷ 38 Fed. Reg. 9599 (April 18, 1973) (emphasis added).

²⁸ 38 Fed. Reg. 15834, 15835 (June 18, 1973) (emphasis added).

²⁹ 39 Fed. Reg. 7270 (Feb. 25, 1974).

³⁰ 39 Fed. Reg. 7270, 7272 (Feb. 25, 1974).

³¹ Pub. L. 95-95 § 108(e), 1977 U.S. Code Cong. & Admin. News (91 Stat.) 685, 695-696 (emphasis added). See *NRDC, Inc., v. USEPA*, 725 F.2d 761, 765 (DC Cir., 1984) (“Congress . . . was not so accepting of EPA’s actions. Congress reacted negatively and immediately to EPA’s attempt to regulate indirect sources of pollution . . . [and] amended the Act to make clear that states could not be required, though they were permitted, to regulate indirect sources of pollution.”).

with respect to any new source that will have a significant effect on air quality in the South Coast Air Basin.” Because PR 2305 applies to existing warehouses it plainly exceeds the District’s (and the State’s) authority.³²

In addition, the CAA expressly provides that EPA “shall have” the authority to establish “indirect source review programs which apply only to federally assisted highways, airports, and other major federally assisted indirect sources and federally owned or operated indirect sources.” CAA Section 110(a)(5)(B). Thus, any ISR promulgated by the District – whether otherwise consistent with the CAA or other federal law – cannot regulate on-airport facilities. As such, PR 2305 also exceeds the District’s jurisdiction insofar as it applies to on-airport facilities.

3. PR 2305 is Preempted by Federal Law

Under the Supremacy Clause, U.S. CONST. art. VI, cl. 2, state laws that “interfere with, or are contrary to,” federal law are invalid and preempted. *Gibbons v. Ogden*, 22 U.S. 1, 211 (1824). As pointed out above, the District’s proposed ISR (PR 2305) “represents an exercise of the State’s police power” and as such is subject to limitation by Congress’ exercise of its superseding power through federal law.

Federal legislation may expressly preempt state law, or it may do so implicitly in at least two ways – where Congress intends federal law to “occupy the field,” and where state law conflicts with federal law. *Crosby v. Nat’l Foreign Trade Council*, 530 U.S. 363, 372 (2000). Conflict preemption exists “where it is impossible for a private party to comply with both state and federal law,” or where the challenged law “stands as an obstacle to the accomplishment and execution of the full purposes and objectives of Congress.” *Id.* at 372-73 (quoting *Hines v. Davidowitz*, 312 U.S. 52, 67 (1941)). “[T]he purpose of Congress is the ultimate touchstone in every pre-emption case.” *Wyeth v. Levine*, 555 U.S. 555, 565 (2009) (citation and internal quotation marks omitted); *Cippollone v. Liggett Group, Inc.* 505 U.S. 504, 516 (1992) (purpose of Congress is “ultimate touchstone” of preemption analysis).

As discussed above, CAA Section 110(a)(5)(D) is an example of such a limitation, preempting any regulation of existing (as opposed to “new or modified”) sources. As explained in footnote 22 above, to the extent the District proposed Warehouse ISR infringes on city and county land

³² The Attorney General Opinion cited by staff in the *Second Draft Report* is not contrary. In fact, the Opinion supports the conclusion that an ISR adopted under the CAA may only apply to new or modified sources. That opinion asserts “a district’s regulations may require the developer of an indirect source to submit the plans to the district for review and comment prior to the issuance of a permit for construction by a city or county. A district may also require the owner of an indirect source to adopt reasonable post-construction measures to mitigate particular indirect effects of the facility’s operation.” Atty. Gen. Opinion 92-519 at 6. This language nowhere asserts that an “indirect source” includes an existing indirect source or that an “indirect source review program” may – contrary to the express language of CAA Section 110(a)(5)(D) – include measures other than those “necessary to assure . . . that a new or modified source will not attract mobile sources of air pollution.” In fact, the Opinion clearly affirms “[t]he federal administrative regulation, referred to as ‘indirect source review,’ entailed requiring such facilities to obtain federally-controlled permits before construction or significant modification” and this led to Congress to enact “the 1977 amendments to the Clean Air Act” pertaining to “[i]ndirect source reviews.” Atty. Gen. Opinion 92-519 at 6 (emphasis added) (citation omitted). To be valid – and consistent with the Opinion’s understanding of the origin of “indirect source reviews” – the statement that district regulations may require owners of indirect sources to adopt post-construction measures to mitigate emissions must be interpreted to mean such measures can only be applied prospectively to entities that will operate indirect sources that are either newly constructed or after their modification.

use authority, it also is preempted by both the CAA and the CA H&SC. Below we address the preemptive effect of other federal statutes.

a. PR 2305 is Preempted by the CAA Section 209(e)

The opinion of the United States Court of Appeals for the Ninth Circuit in *National Assn. of Home Builders v. San Joaquin Valley Unified Air Pollution Control Dist.* (2010) 627 F.3d 730 (“NAHB”) makes clear that an indirect source rule may be subject to preemption by CAA Section 209(e).³³ The legal and factual arguments as to whether PR 2305 is preempted by Section 209(e) have been set forth at length in the comments of Holland & Knight submitted on behalf of the California Trucking Association and the District’s response (the Zinn Letter). We agree with the analysis presented in the Holland & Knight comment letter that Proposed 2305 effectively creates a purchase mandate that is preempted by CAA Section 209(e). *Engine Manufacturers Assn. v. South Coast Air Quality Management Dist.* (2004) 541 U.S. 246, 252, 255 (“EMA”).³⁴

b. PR 2305 is Preempted by Other Federal Statutes

Under the Airline Deregulation Act (“ADA”) “a state [or] political subdivision of a state . . . may not enact or enforce a law, regulation, or other provision having the force or effect of law related to a price, route, or service of an air carrier . . .” 49 U.S.C. § 41713(b)(1). The Federal Aviation and Administration Authorization Act (“FAAAA”) contains similar language precluding states and local governmental entities from “enact[ing] or enforce[ing] a law, regulation, or other provision having the force and effect of law related to a price, route, or service of any motor carrier ... with respect to the transportation of property.” 49 U.S.C. § 14501(c)(1). The “FAAAA” language is “borrowed language from the Airline Deregulation Act of 1978” (*Rowe v. N.H. Motor Transp. Ass’n*, 552 U.S. 364, 368 (2008)) and “analysis from . . . Airline Deregulation Act cases” is viewed as “instructive for our FAAAA analysis as well.” *Dilts v. Penske Logistics, LLC*, 769 F.3d 637, 644 (9th Cir. 1974). However, “the FAAAA formulation contains one conspicuous alteration — the addition of the words ‘with respect to the transportation of property.’ That phrase massively limits the scope of preemption ordered by the FAAAA.” *Dan’s City Used Cars, Inc. v. Pelkey*, 569 U.S. 251, 261 (2013) (internal quotation and citation omitted).

³³ While we agree with the *NAHB* court in this aspect of its opinion, we strongly disagree with its fundamental analysis of the preemption issue. In short, the *NAHB* court appears to conclude that as long as a state/district adopts an ISR that “targets emissions, and requires emissions reductions, from [an indirect source] as a whole” [at 739] it may effectively pierce Section 209(e). The court’s observations that “Section 110(a)(5) . . . is a grant of power to the states,” [at 739, n.8], “[i]t would be odd if the Act took away from the states with one hand what it granted with the other” and “[p]reemption would be an especially strange result given the history of the Act” [at 737] reflect a fundamental misunderstanding of the effect of CAA Section 110(a)(5) and the history of the Act. As explained at length above, CAA Section 110(a)(5) did not “grant” the underlying power upon which states/districts must rely to promulgate ISRs; that power is granted by a state Legislature. Because the source of a district’s/state’s power to adopt an ISR is state law it remains subject to preemption by federal law. In short, federal preemption is not an “odd” effect or a “strange result” of CAA Section 110(a)(5): it is carefully preserved in the statute.

³⁴ See also 76 Fed. Reg. 26609, 26611 (May 9, 2011) (“an ISR rule otherwise authorized under CAA section 110(a)(5) . . . could be preempted if it creates incentives so onerous as to be in effect a purchase mandate”); US EPA Region IX Air Division, *Technical Support Document for EPA’s Rulemaking for the California State Implementation Plan as submitted by the California Air Resources Board Regarding San Joaquin Valley Unified Air Pollution Control District Rule 9510, ‘Indirect Source Review (ISR)’* at 12 (“If the in-use control either 1) acted to compel the manufacturer or user of a nonroad engine to change the emission control design or equipment of the nonroad engine, or 2) created incentives so onerous as to be in effect a mandate to manufacture or use one engine over another, the in-use control could fall within the scope of preemption under section 209”).

In *Morales v. TWA*, 504 U.S. 374, 383, 384 (1992), the Supreme Court explained that the "related to" phrase "express[es] a broad pre-emptive purpose" and means that a state law that "has a connection with, or reference to," a carrier's price, route, or service is preempted. In *Morales* the Court held a state law may be preempted even if its effect on prices, routes or services "is only indirect" (*Id.* at 386), observing that where a state law affects airline prices "in too tenuous, remote, or peripheral a manner" it might not be preempted (*Id.* at 390). In *Rowe* the Court made clear "less direct" state laws – even one that "tells shippers what to choose rather than carriers what to do" – are preempted where the "effect is that carriers will have to offer . . . services that differ significantly from those that, in the absence of regulation, the market might dictate." *Rowe* at 372.³⁵ *Rowe* held that the FAAAA preempted a Maine law that forbade licensed tobacco retailers from using "a 'delivery service' unless that service follows particular delivery procedures." *Id.* at 371. The Court noted that the Maine law would have "a 'significant' and adverse 'impact' in respect to the federal Act's ability to achieve its preemption-related objectives," because it would "require carriers to offer a system of services that the market does not now provide (and which the carriers would prefer not to offer)." *Id.* at 371-72. As other circuits have explained, *Rowe* thus "necessarily defined 'service' to extend beyond prices, schedules, origins, and destinations." *Air Transp. Ass'n v. Cuomo*, 520 F.3d 218, 223 (2d Cir. 2008). *Accord DiFiore v. Am. Airlines*, 646 F.3d 81, 88 (1st Cir. 2011).

Federal Express Corp. v. California Public Utilities Comm'n, 936 F.2d 1075 (9th Cir. 1991) is also instructive in evaluating the ISR as it applies to air carriers. There the California Public Utilities Commission ("PUC") had issued several "general orders" that regulated, among other things the "terms of the terms of the bills of lading, the freight bills and 'accessorial services' documents issued by the carriers" subject to "a procedure by which carriers may obtain variances from its orders" as part of what the PUC claimed was a "flexible" and "adaptive" regulatory program. *Id.* at 1077. The court observed:

trucking operations of Federal Express are integral to its operation as an air carrier. The trucking operations are not some separate business venture; they are part and parcel of the air delivery system. Every truck carries packages that are in interstate commerce by air. The use of the trucks depends on the conditions of air delivery. The timing of the trucks is meshed with the schedules of the planes.

Id. at 1078.³⁶ The court ruled that even "regulations which are not patently economic — the rules on claims and bills of lading, for example — relate to the terms on which the air carrier offers its services. Terms of service determine cost. To regulate them is to affect the price. The

³⁵ See also *American Trucking Associations v. City of Los Angeles*, 559 F.3d 1046, 1053 (9th Cir. 2009). There, although it reversed the district court's decision on other grounds, the Ninth Circuit "fully agree[d] with the district court" that plaintiffs had demonstrated a likelihood of succeeding on the merits of their claim that concession agreements required by city ordinance were preempted by the FAAAA, commenting "[t]hat the Concession agreements relate to prices, routes or services of motor carriers can hardly be doubted." The Ninth Circuit thus "fully agreed" with District Court finding that "the concession agreements here directly regulate the carriers themselves, at least to the extent that they wish to access the Ports. Therefore, the effect of the concession agreements on 'price, route, or service,' would likely be sufficiently non-tenuous and direct to warrant preemption." *Am. Trucking Ass'ns, Inc. v. City of Los Angeles*, 577 F. Supp.2d 1110, 1117 (citations omitted).

³⁶ The Federal Aviation Act of 1958 also preempts PR 2305 insofar as it interferes with the FAA's exclusive jurisdiction over aviation, including the movement and/or operation of aircraft. See *Burbank v. Lockheed Air Terminal, Inc.*, 411 U.S. 624, 633 (1973) ("[f]ederal control [over aviation] is intensive and exclusive") (quoting *Northwest Airlines, Inc. v. Minnesota*, 322 U.S. 292, 303 (1944)).

terms of service are as much protected from state intrusion as are the air carrier's rates." *Id.* Accordingly, the Court determined the ADA preempted the PUC from applying its regulations to air carriers.

PR 2305 will undoubtedly increase the costs of operating warehouses and for airline cargo operations. But the effects of the proposed regulation go far beyond mere economic effects to directly affect carrier routes and services. In fact, the central obligation imposed under PR 2305 (d)(1) establishes a "WAIRE Points Compliance Obligation (WPCO)" that is a function of two parameters: "Weighted Annual Truck Trips (WATT)" and "Stringency."³⁷ This WATT parameter depends on the "number of truck trips" and the type of trucks making those trips, weighted by truck class according to the relative level of emissions associated with that class.³⁸ The regulatory obligation imposed under the ISR is thus literally a direct function of the routes (here termed "trips") and services provided (types of trucks used). This is a textbook case of a regulatory measure that is preempted under the ADA and FAAAA. This is reenforced by Staff's explicit affirmation that the Stringency parameter of the WPCO is set at a level designed to do far more than impose economic costs: "as demonstrated in the 'Compliance Cost' section . . . there will be financial impacts to industry to implement PR 2305, and it will also require many warehouse operators and cargo owners to change their business practices to implement actions required by PR 2305."³⁹ The proposed rule also directly regulates cargo services provided by motor carriers and air carriers by establishing applicability thresholds based on warehouse size.⁴⁰ Moreover, to demonstrate compliance with the regulation, PR 2305, "[w]arehouse operators are required to submit truck data . . . for the amount of warehouse activity during the compliance period" which must be "contemporaneous" with the truck trips themselves (e.g., recorded at least daily) in a manner "verifiable by South Coast AQMD staff."⁴¹ This level of intrusion into the business practices of motor and air carriers and the requirements to adopt a new system of service far exceed those considered by the Supreme Court in *Rowe* and the

³⁷ Second Draft Report at 27; PR 2305 (d)(1)(A).

³⁸ Second Draft Report at 28; PR 2305 (d)(1)(B).

³⁹ Second Draft Report at 58 (emphasis added). District staff all but directly affirms the ISR is specifically designed to require warehouse owners/operators to provide services and operate routes using low-emitting trucks. The "first and foremost reason" the District identifies for adopting PR 2305 is that the "SCAB region continues to experience ozone and fine particulate matter levels that exceed federal air quality standards," a circumstance that cannot be realistically addressed without reducing emissions from trucks because they "are the largest source of NOx emissions in the air basin . . ." Second Draft Report at 14. In describing the rationale for setting the WPCO "Stringency" parameter, District staff discuss the need to ensure the truck fleet in the SCAB becomes cleaner at length:

Even [under] the most aggressive modeling in [CARB's Draft Mobile Source Strategy], in 2023 more than 95% of heavy-duty trucks will be no cleaner than 2010 engine standards assumed for all trucks in the baseline emissions inventory from the 2016 AQMP. This scenario projects these trucks will still make up about 57% of the truck fleet in 2031. Since the 2016 AQMP requires a 45% and 55% reduction in NOx by 2023 and 2031 respectively, the continued presence of large fractions of 2010 MY trucks in the fleet will hamper efforts to meet these deadlines.

Second Draft Report at 52-53 (footnote omitted). The District goes on to affirm: "Because of the pressing need to meet federal air quality standards in 2023 and 2031, both from a public health perspective and from a public policy perspective . . . the stringency of the rule should be set at a level that achieves emission reductions beyond what other regulations will require." *Id.*

⁴⁰ See, e.g., PR 2305 (b), (d)(1).

⁴¹ Second Draft Report at 28, 91.

Ninth Circuit in *Federal Express v. PUC* and determined to be preempted by the FAAAA and ADA.⁴²

The contention that PR2305 is not preempted because it does not “*require* any particular action at all” and “flexibility and choice [is] built into the proposed rules”⁴³ is not correct. In *Ray v. Atl. Richfield Co.*, 435 U.S. 151 (1978) the Court held a Washington State statute mandating certain design criteria for ocean going vessels was preempted by federal law. The Court also held that a separate provision, requiring vessels to be escorted by a tug but waiving that requirement if the vessel met certain design criteria was not preempted because the provision did not “exert pressure on tanker owners to comply with the design standards.” 435 at 173 n.25. See also *United States v. Massachusetts*, 493 F.3d 1, 23 (1st Cir. 2007) (finding a state financial assurance requirement would be preempted if it “placed strong pressure on the industry” to conform to preempted design criteria). PR 2305 does not present a case of whether an “alternative” means of compliance is preempted because it creates sufficient pressure to indirectly compel a regulated entity to use a compliance alternative that is preempted. Here, the compliance obligation is explicitly and purposefully designed to ensure that the only means available to a regulated entity to reduce its compliance obligation are to reduce the number of truck trips or change the type of trucks making those trips. In addition, the applicability thresholds are explicitly tied to the size and extent of cargo services provided. The District is preempted by the FAAAA and the ADA from dictating such business practices. Even if it were conceded that the “alternatives” for achieving compliance are not preempted, the District is directly regulating – through the compliance obligation and applicability thresholds – business practices that *Rowe* and other cases discussed above clearly establish the District is preempted from regulating under the FAAA and ADA.⁴⁴

Finally, we emphasize that the “option” of allowing regulated entities to meet their WPCO by simply paying a mitigation fee could not save PR 2305 from preemption. As an initial matter, we reject the contention that a governmental entity that does not have the power to compel a particular action can extract a fee or other payment from a regulated entity for failing to take that action. Moreover, the mitigation fee is arguably created not to provide a means for warehouse owners/operators to choose more “efficient” actions, but because for many warehouse owners/operators it is the only means available for achieving compliance with the WPCO. Some operators (like many predominately passenger air carriers) do not operate their own fleet of trucks and therefore cannot purchase trucks, by far the most effective means of generating WAIRE points, leaving such carriers in the position of being unable to achieve compliance without paying the mitigation fee. In other words, the mitigation fee is not an option available to

⁴² We note that *Rowe* contradicts the claim in the Zinn Letter (at 11) that “[r]egulations concerning pollution-control technology fall into the category of regulation of resource inputs that are generally not preempted.” *Rowe* at 373 (“Despite the importance of the public health objective, we cannot agree with Maine that the federal law creates an exception on that basis, exempting state laws that it would otherwise pre-empt. The Act says nothing about a public health exception”). In addition, the distinction drawn between laws that regulate “inputs” and “outputs” only reinforces the conclusion that PR 2305 is preempted: the regulation’s compliance obligation is a function of “outputs,” i.e., number of truck trips and types of trucks used. Moreover, cases drawing such a distinction involve laws or regulations of “general applicability,” not regulations like PR 2305 that directly regulate carrier operations.

⁴³ Zinn Letter at 9-10 (emphasis original).

⁴⁴ Using the *Ray* parlance, PR 2305 applies regulatory “pressure” directly through the WPCO and applicability thresholds. The *Ray* analysis, which is applied to determine whether indirect regulatory pressure is “direct enough” to establish preemption, proceeds from the unquestionable premise that direct regulation of preempted matters is forbidden.

carriers “in lieu” of other compliance options, but rather the only compliance option available. In this circumstance, the ISR is effectively a purely economic regulation of the carrier’s business that is directly related to the prices, routes and services the carrier provides. This is a clear case of a regulatory measure that is preempted under the FAAA and ADA.⁴⁵

4. PR 316 Also Exceeds the District’s Authority

Because the District lacks authority to adopt PR2305, it cannot adopt the fee rule – PR 316 – intended to support it.

CONCLUSION

We appreciate the opportunity to comment.

Sincerely yours,

A handwritten signature in black ink, appearing to read "Tim", with a stylized flourish extending from the end.

Timothy A. Pohle
Senior Managing Director, Environmental Affairs

⁴⁵ In this circumstance, the ISR also is preempted by the Anti-Head Tax Act, 49 U.S.C. § 40116 because it imposes a “fee” or “charge” on the sale of air transportation and transportation of property by aircraft. See 49 U.S.C. § 40102(a)(5) (definition of “air transportation”) and See 49 U.S.C. § 40102(a)(25) (definition of “interstate air transportation”).

Holland & Knight

50 California Street, Suite 2800 | San Francisco, CA 94111 | T 415.743.6987 | F 415.743.6910
Holland & Knight LLP | www.hklaw.com

Marne S. Sussman
+1 415-743-6987
Marne.Sussman@hklaw.com

May 4, 2021

Via Email (rbañuelos@aqmd.gov; vjuan@aqmd.gov)

Ryan Bañuelos, Planning/CEQA
Victor Juan, Planning, Rule Development and Area Sources
South Coast Air Quality Management District
21865 Copley Drive
Diamond Bar, CA 91765

Re: Comments for Proposed Rule 2305 – Warehouse Indirect Source Rule - Warehouse
Actions and Investments to Reduce Emissions (WAIRE) Program; and Proposed Rule 316
– Fees for Regulation XXIII

Dear Mr. Bañuelos and Mr. Juan:

Our client, the California Trucking Association (“CTA”), appreciates the opportunity to submit supplemental comments on the South Coast Air Quality Management District’s (“SCAQMD” or “District”) Second Draft Staff Report (“DSR or Staff Report”)¹ and Draft Environmental Assessment (“EA”) for the Proposed Rule 2305 – Warehouse Indirect Source Rule – Warehouse Actions and Investments to Reduce Emissions (WAIRE) Program; and Proposed Rule 316 – Fees for Regulation XXIII (collectively, the “Proposed Rules”).

Many members of the CTA will be directly regulated by the Proposed Rules and many others will be compelled to assist the covered warehouses in achieving compliance with the Proposed Rules. This will require substantial capital investment by CTA members and will have far reaching environmental and economic effects. We continue to believe that the Proposed Rules as drafted are preempted by federal law and extend beyond the authority granted to the District by the state Legislature. Nothing in the proposed changes affects our previous comments and we provide further comments on these issues below.

I. Statement of Interest.

The CTA is the largest state trade association representing trucking in the United States. Its 1800 members include both large and small fleets with an average fleet size of 20 trucks. CTA members

¹ Victor Juan *et al.*, Second Draft Staff Report (“Staff Report”), Proposed Rule 2305 – Warehouse Indirect Source Rule – Warehouse Actions and Investments to Reduce Emissions (WAIRE) Program and Proposed Rule 316 – Fees for Rule 2305, April 2021.

Ryan Bañuelos

Victor Juan

May 4, 2021

Page 2

are actively participating in the development, piloting, and demonstration of alternative fuel and electric-drive capable vehicles. In fact, some member fleets have been working to bring electric-drive vehicles to market for nearly ten years. The CTA continues to support a coordinated and measured transition to alternative fuel and electric-drive capable vehicles.

II. The District Does Not Have Authority to Adopt an Indirect Source Rule that Applies to Existing Warehouses.

As explained in our March 2, 2021 comment letter, the District lacks authority to adopt an ISR that applies to existing sources. While the District attempts to argue otherwise in a memorandum requested from Shute Mihaly & Weinberger (hereinafter, “Shute Memorandum”), the arguments are not compelling.² As explained previously, “[a]n air pollution control district, as a special district, has only such powers as are given to it by statute and it is an entity, the powers and functions of which are derived entirely from the Legislature.” 74 Cal. Atty. Gen. Op. 196 (1991) (citing *People ex rel. City of Downey v. Downey County Water Dist.* (1962) 202 Cal.App.2d 786, 795).

Though the memorandum cites to Health & Safety Code (“HSC”) sections 40001(a)³, 40440(a)⁴, 40703⁵, and 40000⁶ as authority for the District to adopt an ISR for existing warehouses, none of these sections even mention indirect sources, let alone existing ones. That an agency has been granted some authority to act within a given area does not mean that it enjoys plenary authority to act in that area. *Railway Labor Exec. Ass’n v. National Mediation Bd.* (D.C. Cir. 1994) 29 F.3d 655, 670 (en banc). Thus, a general grant of authority to address “emission sources” does not authorize the District to impose control measures on existing indirect sources.

While administrative officials “may exercise such additional powers as are necessary for the due and efficient administration of powers expressly granted by statute, or as may fairly be implied from the statute granting the powers” (*Dickey v. Raisin Proration Zone No. 1* (1944) 24 Cal.2d

² See Shute, Mihaly, & Weinberger, Memorandum to Bayron Gilchrist and Barbara Baird, Re: Responses to comments submitted by the California Trucking Association, dated April 1, 2021.

³ HSC § 40001(a) states: “Subject to the powers and duties of the state board, the districts shall adopt and enforce rules and regulations to achieve and maintain the state and federal ambient air quality standards in all areas affected by emission sources under their jurisdiction, and shall enforce all applicable provisions of state and federal law.”

⁴ HSC § 40440(a) states: “The south coast district board shall adopt rules and regulations that carry out the plan and are not in conflict with state law and federal laws and rules and regulations. Upon adoption and approval of subsequent revisions of the plan, these rules and regulations shall be amended, if necessary, to conform to the plan.”

⁵ HSC § 40703 states: “In adopting any regulation, the district shall consider, pursuant to Section 40922, and make available to the public, its findings related to the cost effectiveness of a control measure, as well as the basis for the findings and the considerations involved. A district shall make reasonable efforts, to the extent feasible within existing budget constraints, to make specific reference to the direct costs expected to be incurred by regulated parties, including businesses and individuals.”

⁶ HSC § 40000 states: “The Legislature finds and declares that local and regional authorities have the primary responsibility for control of air pollution from all sources, other than emissions from motor vehicles. The control of emissions from motor vehicles, except as otherwise provided in this division, shall be the responsibility of the state board.”

Ryan Bañuelos

Victor Juan

May 4, 2021

Page 3

796, 810), the doctrine of implied administrative powers is not without limitation. “It cannot be invoked where the grant of express powers clearly excludes the exercise of others, or where the claimed power is incompatible with, or outside the scope of, the express power. For a power to be justified under the doctrine, it must be essential to the declared objects and purposes of the enabling act -- not simply convenient, but indispensable. Any reasonable doubt concerning the existence of the power is to be resolved against the agency.” *Addison v. Dept. of Motor Vehicles* (2007) 69 Cal.App.3d 486, 498.

The District has not, and cannot, identify a law that grants it authority to adopt an ISR that regulates existing sources. And the fact that various HSC provisions clearly address indirect sources, stationary sources, and mobile sources in very different manners, means that the District cannot read an implied authority to regulate existing indirect sources from a general grant of authority to regulate emission sources as a whole. In addition, contrary to the Shute Memorandum’s claim that the Clean Air Act (“CAA”) “is irrelevant to the District’s authority to adopt the proposed rule,” the CAA ISR provisions are relevant to the scope of the District’s regulatory authority when the Legislature used the term “indirect source control program” in HSC §§ 40918 and 40440(b)(3), which is not a term defined in California law but is identical to the term used in the CAA which limits such programs to *new or modified* indirect sources. 42 U.S.C. § 7410(a)(5)(D). Reading the various sections of the HSC together with the CAA, it is clear that the Legislature did not grant the District authority to require existing, unmodified sources to comply with an indirect source control program.

Finally, HSC § 40440(a) specifically states that: “The south coast district board shall adopt rules and regulations that carry out the plan and are not in conflict with state law and federal laws and rules and regulations.” The District cannot argue that the CAA is irrelevant when the District only has authority to regulate in a way that is not otherwise preempted by federal law.

III. The Proposed Rules Are Preempted by Federal Law.

A. The Proposed Rules Are a Purchase Mandate Under the Clean Air Act.

Though the District has modified the Proposed Rules to add another scenario, that does not alleviate the preemption issue as the Proposed Rules still represent a purchase mandate. As explained in our prior letter, while the District has ostensibly designed the Proposed Rules to provide multiple compliance pathways, the actual effect is uniform—ZE trucks must be acquired. This is because, while certain scenarios do not require acquisition of a ZE vehicle (Scenarios 7 (pay mitigation fee), 11 (rooftop solar and mitigation fee), 15 (filter system installations) and 16 (filter purchases))⁷, the costs of these non-acquisition pathways are far higher than acquisition. In addition, newly added Scenario 7a still relies on the acquisition of ZE or NZE vehicles by someone, even if it is not the warehouses themselves who are required to acquire the vehicles. Staff Report at 61, 66-67. While Scenario 7a may somewhat reduce the cost of compliance with the rule, it does not do so in a way that eliminates the fact that the Proposed Rules constitute a purchase mandate.

⁷ Scenario 17 requires TRU plug installations and usage in cold storage facilities but is applicable only to cold storage warehouses.

Ryan Bañuelos

Victor Juan

May 4, 2021

Page 4

The Shute Memorandum attempts to argue that the Proposed Rules are not a purchase mandate, as the Proposed Rules would allegedly regulate the entirety of the indirect source (the warehouse), such as the rule at issue in *National Association of Home Builders v. San Joaquin Valley Unified Air Pollution Control District*, 627 F.3d 730 (9th Cir. 2010) (“*NAHB*”), and are thus not preempted by the CAA. However, the rule in *NAHB* more broadly addressed site emission than the Proposed Rules and, as admitted by the District, the overwhelming majority of emissions that will be addressed by the Proposed Rules are from trucks making trips to the warehouses. Staff Report at 13 (“heavy duty trucks are the largest source of emissions, comprising more than 90% of the total PR 2305 inventory.”).

In weighing preemption, the *NAHB* court had a firm thumb on the scale: because the ISR at issue there was adopted *pursuant to* the CAA’s indirect source review program, the court had to “cautiously examine” whether one of the CAA’s provisions preempted another. *NAHB*, 627 F.3d at 737. The court in *NAHB* relied heavily on the fact that Rule 9510 was adopted under the CAA’s indirect source review program provision. *Id.* at 736 (“As we shall explain, however, *NAHB*’s claim of preemption does not follow from its premise. Even if Rule 9510 establishes standards or requirements, those requirements do not relate to the control of emissions from construction equipment. In so holding, we think it crucial that the District adopted Rule 9510 under the Act’s ‘indirect source review program’ provision, section 110(a)(5).”); *id.* at 739 (“Keeping in mind that Rule 9510 is a proper indirect source review program under section 110(a)(5), we proceed to examine the arguments *NAHB* makes, and the authorities it advances, in favor of preemption”); *id.* at 737 (“Because the plain language of the Act’s ‘indirect source review program’ provision, section 110(a)(5), authorizes Rule 9510, we must cautiously examine the Act before we conclude that another of its provisions, section 209(e)(2), preempts Rule 9510”). Here, the District cannot argue that the Proposed Rules are authorized by section 110(a)(5), as that authorizes ISRs for ***new or modified sources*** only. 42 U.S.C. § 7410(a)(5)(D). Indeed, the District has argued that the CAA and its authorities are entirely irrelevant. The District cannot rely on *NAHB* when its preemption conclusion was predicated on the ISR’s consistency with and authorization by the CAA.

The court in *NAHB* also relied on the fact that “[t]he ‘baseline’ amount of emissions, and the required reduction in emissions from that baseline, are both calculated in terms of the development as a whole. The Rule and the emissions reductions it requires are site-based rather than engine- or vehicle-based. See 42 U.S.C. 7410(a)(5)(c) (requiring that an indirect source review program be a ‘facility-by-facility’ review). It regulates an indirect source as a whole.” *NAHB*, 627 F.3d at 737. The Proposed Rules make no such attempt. The compliance obligation is entirely determined by the *number and type of trucks that visit the site*. Perhaps if the *NAHB* court had upheld an ISR that used only the number and type of construction vehicles as a proxy for the emissions of the development as a whole, the case would be determinative. But it did not. Instead the *NAHB* ISR concerned the total emissions from the completed development, rather than the specific vehicles for which there was a claimed purchase mandate. This is not the case with the Proposed Rules, which entirely rely on truck trips. The Shute Memorandum states that “[t]he proposed rule uses truck trips as a proxy for total warehouse emissions when setting the compliance obligation because the number of truck visits is representative of the total activity at,

Ryan Bañuelos

Victor Juan

May 4, 2021

Page 5

and emissions associated with, a warehouse.” The Memorandum cites the Staff Report at 27 (truck trips “serve[] as a proxy for *overall* warehouse activity and emissions” (emphasis added)) and at 35 (stating that “[t]rucks delivering or picking up goods from a warehouse are a proxy for total activity and emissions related to a warehouse” and structuring reporting requirements on that basis). However, nothing in the actual calculation of WATT or WPCO supports this claim and nothing in the *NAHB* decision approves of such “proxy” metrics. To calculate a facility’s WATT the relevant equation is $\text{WATT} = \text{Class 2b through 7 trucks trips} + (2.5 \times \text{Class 8 truck trips})$. The Staff Report states that “Larger Class 8 trucks carry more goods and have higher emissions and are thus weighted more heavily than smaller Class 2b to 7 trucks. The value of 2.5 was calculated by comparing the running exhaust emission rates of different truck classes in EMFAC that typically visit warehouses (Figure 6 below) for calendar year 2023 (after CARB’s Truck and Bus rule is fully phased in). The ratio between individual truck classes varies but is approximately 2.5 overall when comparing Class 8 to Class 2B to 7.” Staff Report at 28 (emphasis added). This explanation makes clear that the multiplier for the WATT calculation is based purely off of the increase in emissions from the trucks themselves based on class, not an assumed increased in activity at the warehouse due to Class 8 trucks calling there more frequently. Further, the WPCO, or WAIRE Point Compliance Obligation, is then calculated as $\text{WPCO} = \text{WATTs} \times \text{stringency} \times \text{Annual Variable}$. Thus, the claim that truck trips (and truck emissions) is merely used as a proxy for assuming overall emissions from a warehouse as an indirect source is not supported as a warehouse’s WPCO is based purely on emissions from trucks.

In addition, the District admits that the only source of emissions included in the baseline emissions inventory are mobile sources. Staff Report at 12 (“The sources of emissions associated with warehouses include the trucks that deliver goods to and from the facilities, yard trucks located at warehouses that move trailers, transport refrigeration units (TRUs)...and the passenger vehicles for warehouse employees. Additional emissions sources can include onsite stationary equipment (e.g., diesel backup generators or manufacturing equipment), and emissions from power plants that provide electricity for the warehouse – though these sources have not been included in the baseline emissions inventory.”). Thus, unlike *NAHB*, neither the baseline, nor the required compliance obligation (the WPCO) are site-based; both are based on mobile source emissions only.

The District’s attempt to shoe-horn itself into the *NAHB* category, when in fact it is attempting to adopt a purchase mandate, does not pass scrutiny. See *NAHB*, 627 F.3d at 739 (“What allows Rule 9510 to qualify as an indirect source review program under section 110(a)(5) is precisely what allows the Rule to avoid preemption under section 209(e)(2): its site-based regulation of emissions.”).

If the District were truly concerned with regulating total emissions from warehouses as an indirect source, it would collect information to determine what other emissions come from warehouses and how to reduce those emissions and provide pathways to compliance with the Proposed Rules that address emission reductions from sources related to warehouses other than vehicles (the only pathway that does this is the installation of solar panels). For these reasons, the District’s claim that the Proposed Rules, like the rule in *NAHB*, are merely intended to address emissions from warehouses as indirect sources, and not from vehicles, does not stand. The Proposed Rules impose

Ryan Bañuelos

Victor Juan

May 4, 2021

Page 6

requirements that relate to the control of emissions from mobile sources and are thus preempted under the CAA.

IV. The Proposed Rules Will Not Be Eligible for Inclusion in the State Implementation Plan (“SIP”).

The District states that the primary purpose of the Proposed Rules, specifically Proposed Rule 2305, is to achieve NO_x reductions that will contribute to the District’s goal of reaching attainment of the ozone National Ambient Air Quality Standards (“NAAQS”), as required by the CAA.⁸ The Proposed Rule will also result in reductions in Particulate Matter (“PM”) to help attain the PM NAAQS. In order to accomplish this, Proposed Rule 2305 must be included as a revision to the State Implementation Plan (“SIP”) and approved by both the California Air Resources Board (“CARB”) and the Environmental Protection Agency (“EPA”). SIP revisions may only be approved if the rule “complies with the provisions of the Clean Air Act and applicable federal regulations.” 42 U.S.C. § 7410(k). Because section 7410(a)(5) only permits states to submit ISR rules to the SIP which apply to new and modified sources, the District cannot submit, and EPA cannot approve, an ISR which applies to existing sources. *See Wildlife Alive v. Chickering* (1976) 18 Cal.3d 190, 196 (“In the grants [of powers] and the regulation of the mode of exercise, there is an implied negative; an implication that no other than the expressly granted power passes by the grant; that it is to be expressed only in the prescribed mode....”). Nor can the District or CARB “provide necessary assurances” under section 7410(a)(2)(E) that “the State . . . will have adequate . . . authority under State (and as appropriate, local) law to carry out such implementation plan.” As explained above, the District has no authority to adopt an ISR on existing sources. For these reasons, Proposed Rule 2305 cannot be approved into the SIP and will not achieve the District’s goal of helping to attain the NAAQS for ozone and PM.

The District’s claim that, by approving “MOB-03 – Emissions Reductions at Warehouse Distribution Centers” in the 2016 Air Quality Management Plan (“AQMP”) both CARB and EPA have authorized the Proposed Rules is unreasonable. MOB-03 described general strategies in which the District would attempt to control emissions from warehouses, but did not specify the particular strategies that would be adopted, did not address the fact that these controls would be applied to existing sources, and repeatedly mentioned the option for voluntary actions to reduce emissions.⁹ CARB and EPA’s approval of a vague and generalized concept in the 2016 AQMP does not bless the Proposed Rules with legitimacy and legality now. Even if the District had authority under state law to adopt Proposed Rule 2305, which it does not, it will not be eligible for inclusion in the SIP and thus the District will not receive any of the benefits towards attainment that it expects from adoption of the Proposed Rule 2305.

⁸ Staff Report at 14.

⁹ South Coast Air Quality Management District, Final 2016 Air Quality Management Plan, March 2017, <http://www.aqmd.gov/docs/default-source/clean-air-plans/air-quality-management-plans/2016-air-quality-management-plan/final-2016-aqmp/final2016aqmp.pdf?sfvrsn=15>, at 4-27 – 4-29 (stating that “[t]o the extent these actions are voluntary in nature and are sustained over a long-term basis and the emission reduction levels are maintained, the emission reductions may be credited as surplus reductions...into the SIP.”).

Ryan Bañuelos

Victor Juan

May 4, 2021

Page 7

V. The Environmental Assessment (“EA”) Remains Insufficient and Changes to the Proposed Rules Necessitate Revision and Recirculation of the EA.

A. The EA Project Description is Deficient.

The District anticipates using the funds generated by its Mitigation Fee to subsidize a variety of programs, and specifically includes among them “a focus on grid upgrades on the utility side of the meter.” The various programs are a non-exclusive list of potential emission-reducing projects that might be funded or implemented. While these utility upgrades could be considered “merely permissive,” “[a]t a minimum, the District committed itself to allowing” mitigation funds to be used on such upgrades. *See California Unions for Reliable Energy v. Mojave Desert Air Quality Management District* (2009) 178 Cal.App.4th 1225, 1246 (*CURE*).

At a minimum, the failure to fully disclose these actions in the Final EA results in an inadequate project description. A project description that omits integral components of the project may result in an EIR that fails to disclose all of the impacts of the project. *Santiago County Water Dist. v. County of Orange* (1981) 118 Cal.App.3d 818, 829 (project description for sand and gravel mine omitted water pipelines serving project); *Communities for a Better Environment v. City of Richmond* (2010) 184 Cal.App.4th 70, 80. The “project” is “the whole of an action” that may result in either a direct physical environmental change or a reasonably foreseeable indirect change. CEQA Guidelines § 15378; *Habitat & Watershed Caretakers v. City of Santa Cruz* (2013) 213 Cal.App.4th 1277, 1297; *Banning Ranch Conservancy v. City of Newport Beach* (2012) 211 Cal.App.4th 1209, 1220. Project descriptions have been found inadequate when they failed to include discussion of necessary expansions to accommodate the contemplated project. *See San Joaquin Raptor/Wildlife Rescue Center v. County of Stanislaus* (1994) 27 Cal.App.4th 713 (project description inadequate when it failed to discuss sewer lines and wastewater treatment expansion necessary for the contemplated housing development); *Santiago County Water Dist. v. County of Orange* (1981) 118 Cal.App.3d 818, 830 (project description for sand and gravel mine inadequate when it failed to describe or analyze the construction of water pipelines needed for operations); *Whitman v. Board of Supervisors* (1979) 88 Cal.App.3d 397 (project description for oil well inadequate for failure to describe or analyze associated pipeline). The District apparently now acknowledges that the compliance actions taken by covered entities under the Proposed Rules will result in increased production of electricity and other resources that may require “grid upgrades on the utility side of the meter.” The upgrades are a reasonably foreseeable component of the Project and must be analyzed.

The District is not excused from analyzing the effects of its actions merely by classifying such acts as mitigation. CEQA mandates a review of not only the impacts of the project, but also “the impacts of mitigation measures” if such measures “would cause one or more significant effects in addition to those that would be caused by the project as proposed.” *Save Our Peninsula Com. v. Monterey County Bd. of Supervisors* (2001) 87 Cal.App.4th 99, 130 (*Save Our Peninsula*) (citing CEQA Guidelines § 15126(c) [now § 15126.4(a)(1)(D)]).

Here, the EA completely fails to meaningfully address the potentially significant and foreseeable impacts of these necessary utility upgrades, which would include significant air pollution

Ryan Bañuelos

Victor Juan

May 4, 2021

Page 8

emissions from construction of necessary grid infrastructure that run counter to the Proposed Rules' stated objectives. *CURE*, 178 Cal.App.4th at 1245; see CTA Letter re Scoping of Environmental Assessment. The EA also neglects to evaluate potentially significant impacts to agricultural and biological resources through land use conversions, geologic and hydrologic impacts due to increased lithium extraction activities, substantial increases in the demand for water supply, wastewater treatment, storm water drainage, energy, and solid waste services. *CURE*, 178 Cal.App.4th at 1236, CTA Letter re Scoping of Environmental Assessment.

As it stands, the Board is being asked to trade one impact for another without the barest disclosure of the scope or magnitude of impacts from the utility upgrades the District proposes to fund. The EA's failure to meaningfully disclose these potentially significant effects is unlawful. CEQA Guidelines § 15126.4(a)(1)(D); *see also CURE*, 178 Cal.App.4th at 1230-31 (air district's failure to analyze negative effects mitigation measure to reduce air pollution was unlawful); *Save Our Peninsula*, 87 Cal.App.4th at 130-32 (EIR unlawfully failed to analyze impacts of mitigation adopted "late in the environmental review process"); *Stevens v. City of Glendale* (1981) 125 Cal.App.3d 986, 991 (EIR unlawful because mitigation "involve[d] . . . new environmental impacts not considered in the draft EIR").

B. Changes to the Proposed Rules Necessitate Recirculation.

CEQA requires agencies to recirculate "[w]hen significant new information is added to an environmental impact report" after the close of the earlier public review period." Pub. Res. Code § 21092.1; CEQA Guidelines § 15088.5. In particular, recirculation is required where the omission of information has rendered the original draft EIR "fundamentally and basically inadequate and conclusory in nature." *See* CEQA Guidelines § 15088.5(a)(4) (*citing Mountain Lion Coalition v. Fish & Game Com.* (1989) 214 Cal.App.3d 1043).

An agency cannot simply release a draft EIR "that hedges on important environmental issues while deferring a more detailed analysis to the final [EIR] that is insulated from public review." *Mountain Lion Coalition*, 214 Cal.App.3d at 1052 (rejecting EIR with a corrected cumulative impacts analysis that was not recirculated); *see also Spring Valley Lake Assn. v. City of Victorville* (2016) 248 Cal.App.4th 91, 108 (revisions to EIR's air quality analysis required recirculation where they contained insufficient evidence to support agency's findings); *King & Gardiner Farms, LLC v. County of Kern* (2020) 45 Cal.App.5th 814, 830 (recirculation required where "draft EIR inadequately addressed the subject and there was no meaningful public review and comment on the new assessment"); *Ukiah Citizens for Safety First v. City of Ukiah* (2016) 248 Cal.App.4th 256, 266-67 (rejecting city's claim that a new addendum on energy impacts merely "amplifie[d]" information in the EIR).

Public review is critical "to test, assess, and evaluate the data and make an informed judgment as to the validity of the conclusions to be drawn therefrom." *Sutter Sensible Planning, Inc. v. Sutter County Bd. of Supervisors* (1981) 122 Cal.App.3d 813, 822 (internal quotation marks omitted); *see also Ultramar, Inc. v. South Coast Air Quality Management Dist.* (1993) 17 Cal.App.4th 689, 702-04. The District's hasty publication of the Final EA, just days before the Board's approval

Ryan Bañuelos

Victor Juan

May 4, 2021

Page 9

hearing, deprived the public and technical experts of their ability to fulfill this critical oversight role. The District must recirculate the Final EA to allow meaningful public review.

VI. Conclusion.

We join in the comments of the Airlines for America, the California Taxpayers Association, and Scopelitis, Garvin, Light, Hanson & Feary, which provide further explanation for why the Proposed Rules are outside of the District's authority, preempted by the CAA and the Federal Aviation Administration Authorization Act ("F4A"), and constitute an improper tax. The District has not been granted the authority to impose a sweeping purchase mandate under the guise of an ISR regulation on existing, unmodified warehouses. While the District's goals of reducing air emissions in the Basin are laudable, the District has only the rulemaking authority invested in it by statute. Even if the Legislature had granted the District such authority, it is preempted by federal law. In addition, the accompanying Draft EA fails to meet the District's obligations under CEQA. For this reason, the District must revise the Proposed Rules and recirculate the EA before adoption.

Sincerely yours,

HOLLAND & KNIGHT LLP

A handwritten signature in blue ink, reading "Marne S. Sussman". The signature is written in a cursive, flowing style. To the right of the signature, there is a vertical blue line.

Marne S. Sussman

cc: Chris Shimoda