

Budget and Economic Outlook Update

Board Meeting

January 7, 2022



Presentation Topics

- Economic Indicators
- South Coast AQMD Metrics and Economic Implications
- Summary Charts

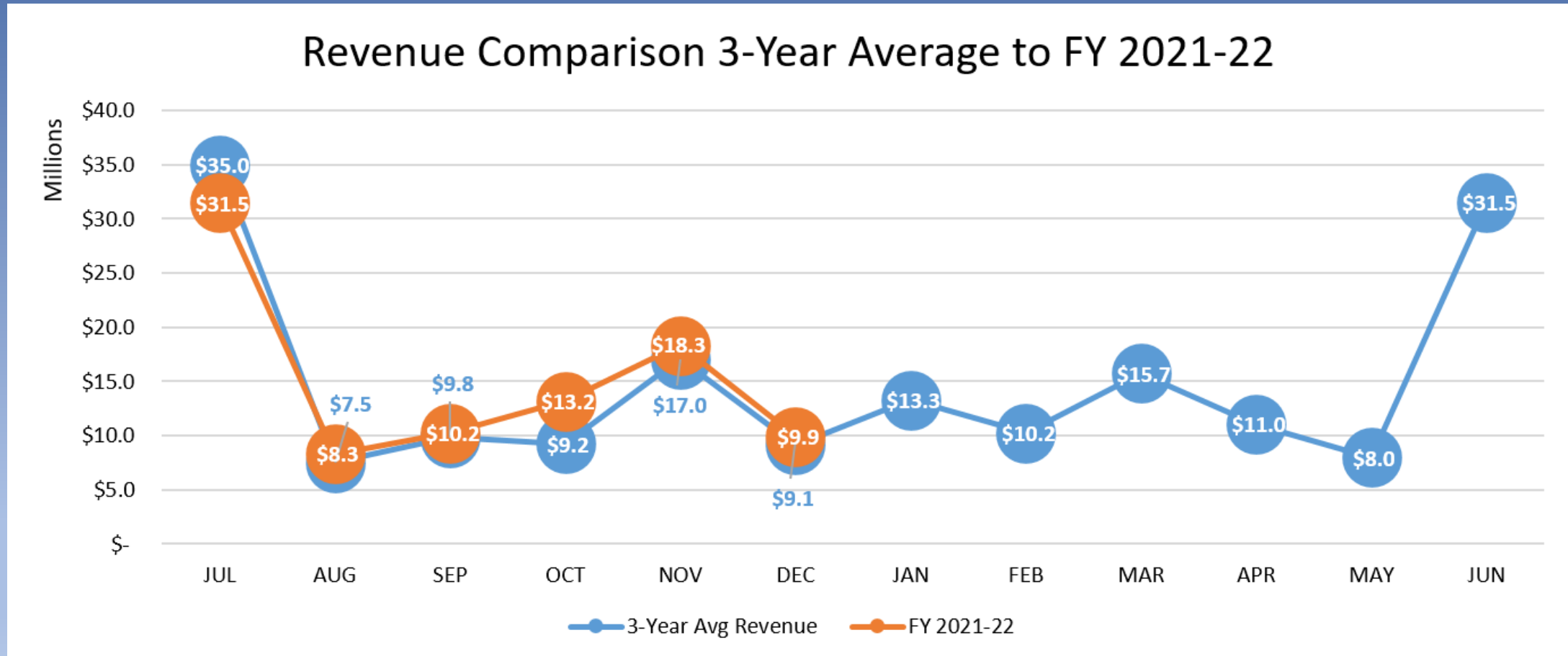
Summary of Metrics – Monthly

Metric			
State Economic Indicators	November 2020	November 2021	Notes
<i>Statewide Refinery Activity (Million Barrels Crude Oil Input)</i>	51.1	47.5	
<i>Port TEU Throughput (Million TEUs)</i>	1.7	1.6	
<i>Statewide Unemployment</i>	9.8%	6.9%	
South Coast AQMD	December 2020	December 2021	
<i>Revenue</i>	\$9.6 million	\$9.9 million	
<i>Expenditures</i>	\$12.5 million	\$13.4 million	
<i>Vacancy Rate</i>	16.7%	16.3%	
<i>Permit Applications Received</i>	580	504	(*Dec 2021 preliminary)
<i>Expired or Potentially Expired Permits</i>	142	571	

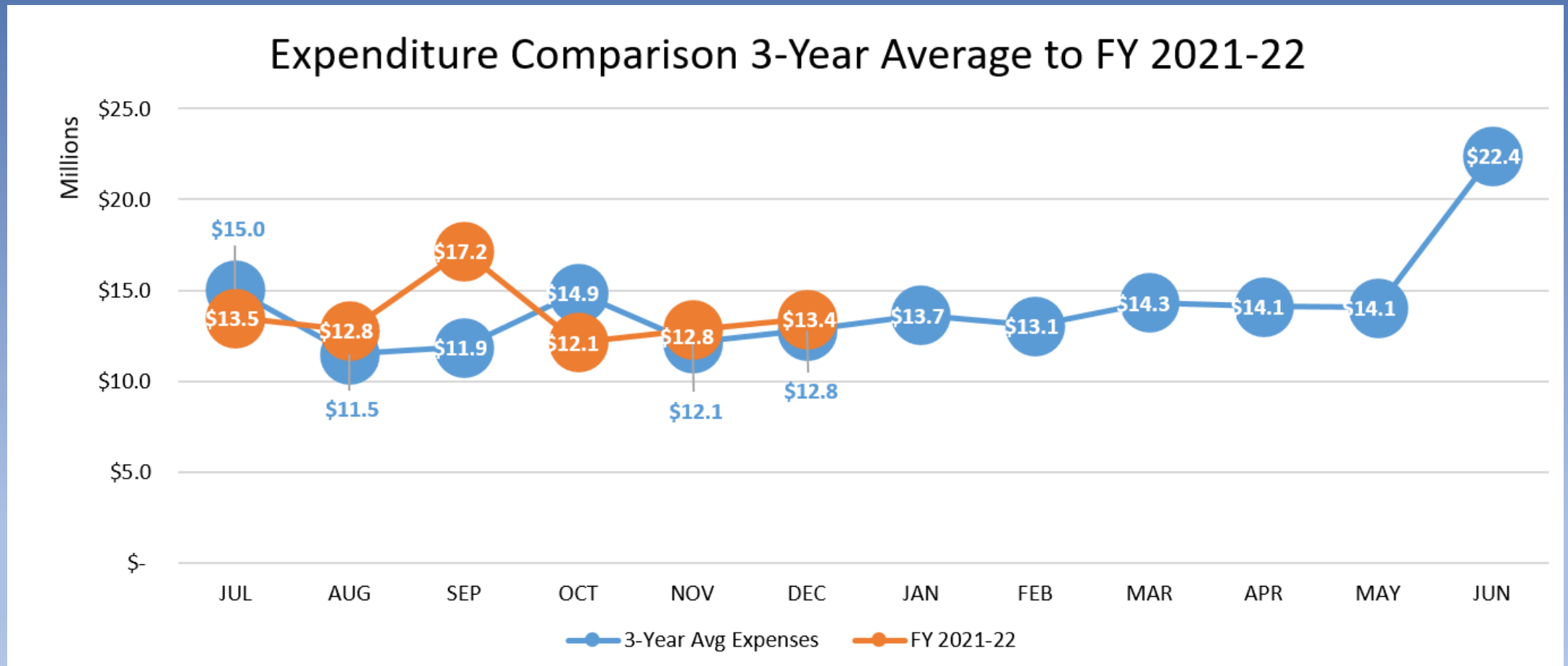
Summary of Metrics – Year to Date

Metric			
State Economic Indicators	Dec 2019 – Nov 2020	Dec 2020 – Nov 2021	Notes
<i>Statewide Refinery Activity (Million Barrels Crude Oil Input)</i>	494	503	
<i>Port TEU Throughput (Million TEUs)</i>	17.0	20.2	
South Coast AQMD	July – Dec 2020	July – Dec 2021	
<i>Revenue</i>	\$87.9 million	\$91.4 million	
<i>Expenditures</i>	\$79.2 million	\$81.9 million	
<i>Permit Applications Received</i>	3,154	2,905*	(*Dec. 2021 preliminary)
<i>Expired or Potentially Expired Permits</i>	563	1,398	1 year to reinstate

Revenue



Expenditures

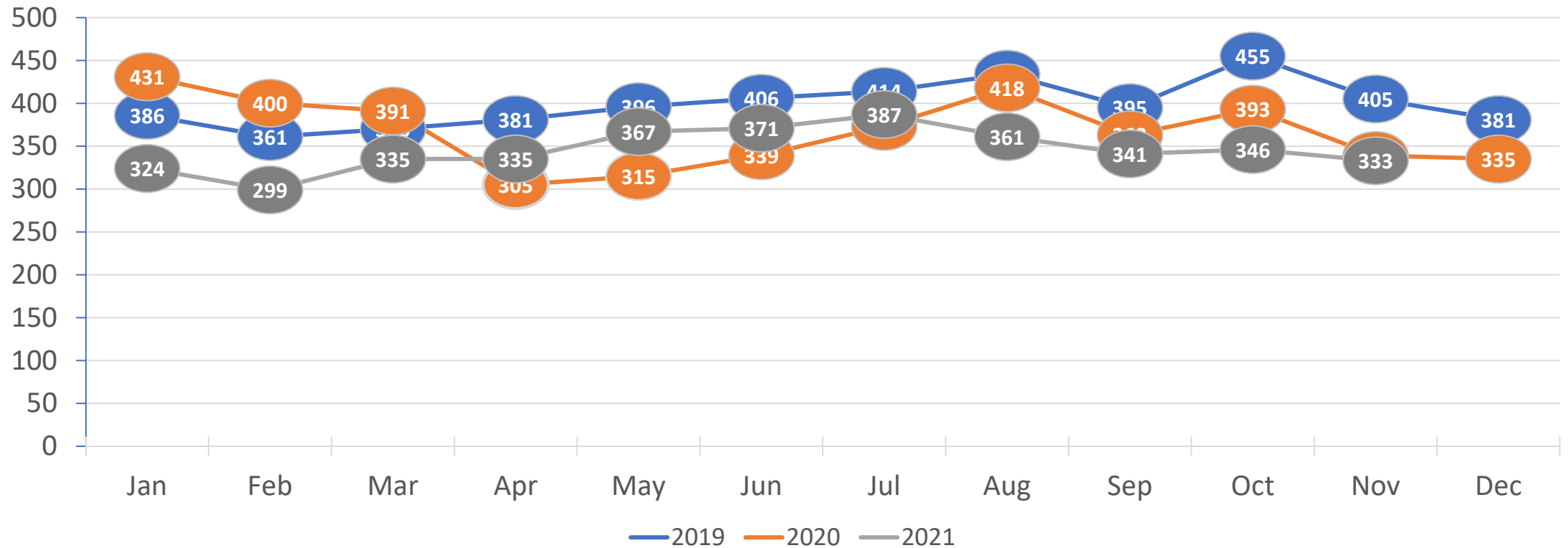


Staffing Levels as of 1/4/22

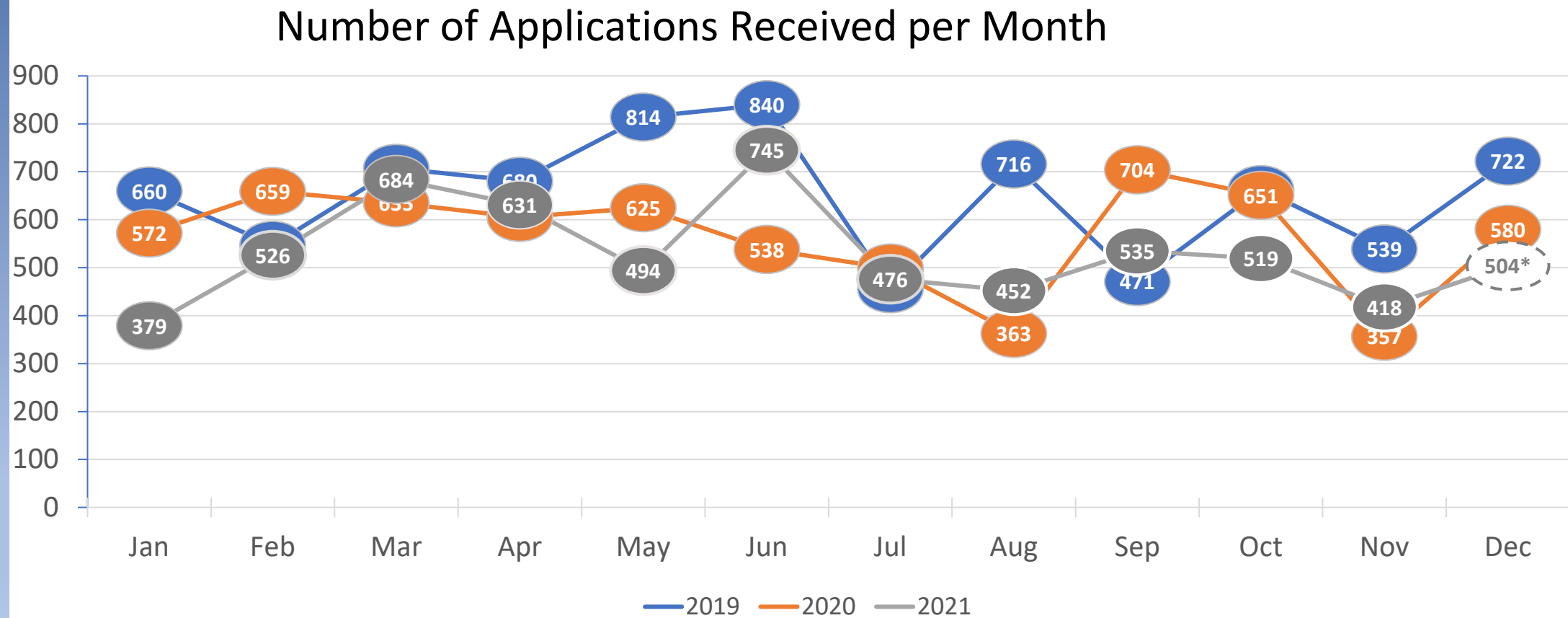
- 959 budgeted FTEs
- 156 vacant positions
- 803 filled positions
- 16.3 % vacancy rate

Emission Trends

NOx Emissions, RECLAIM Major Sources (tons)

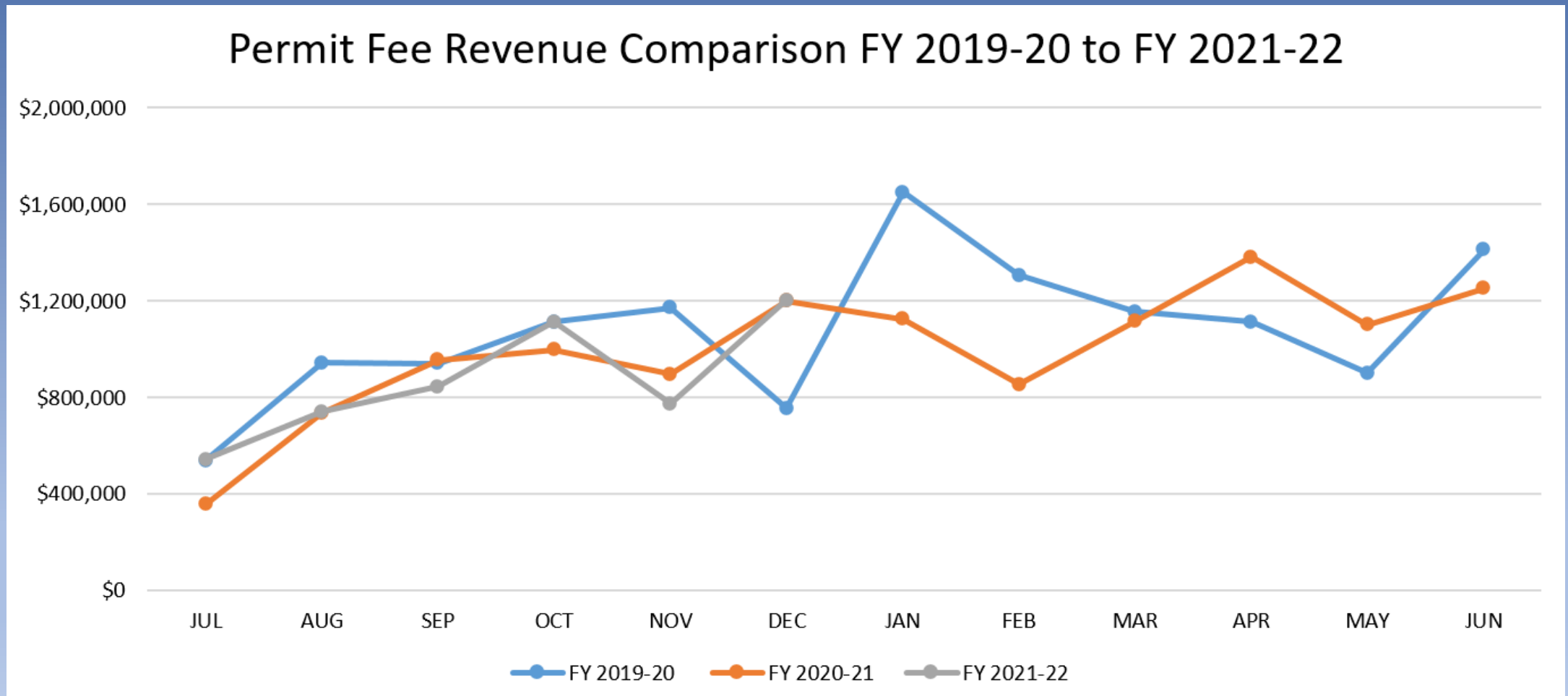


Permit Activity

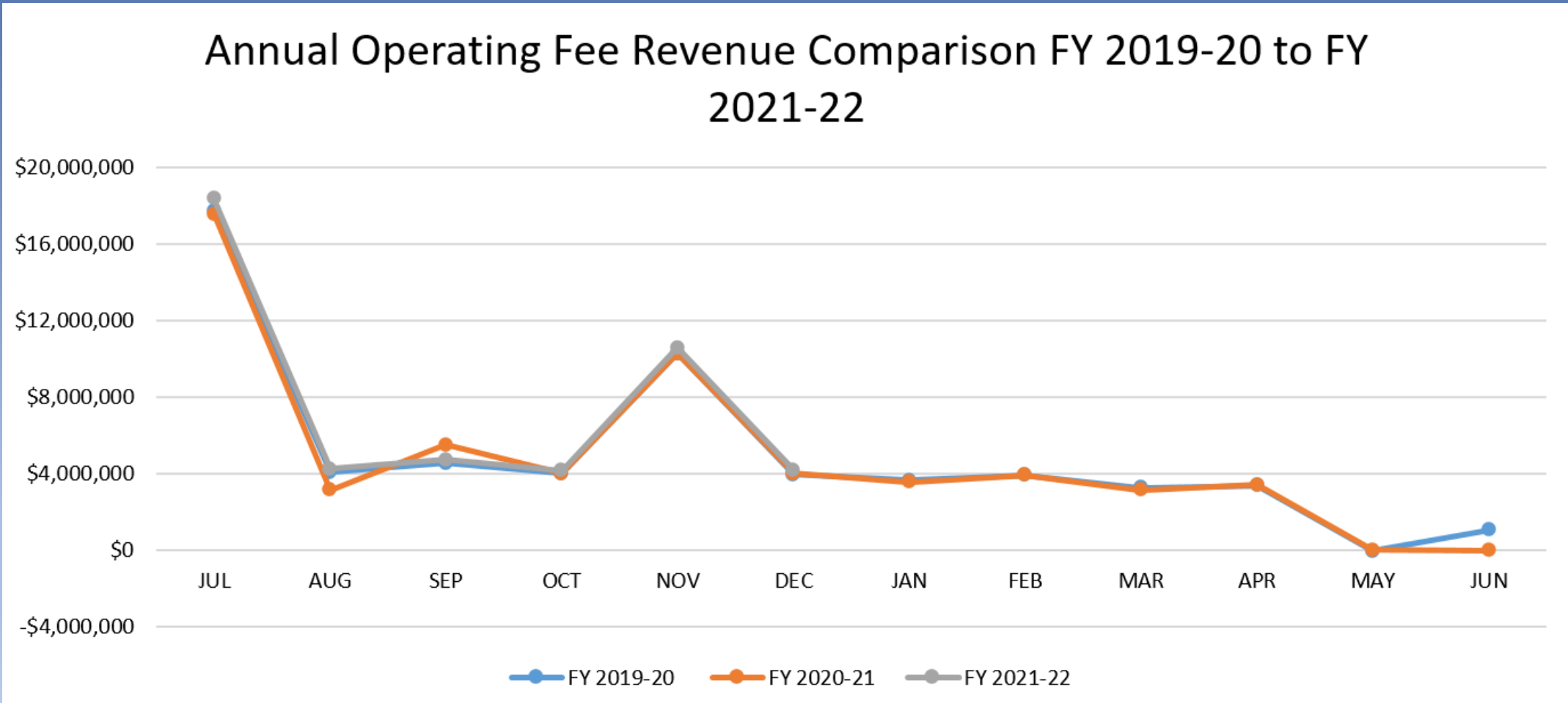


*December 2021 numbers preliminary

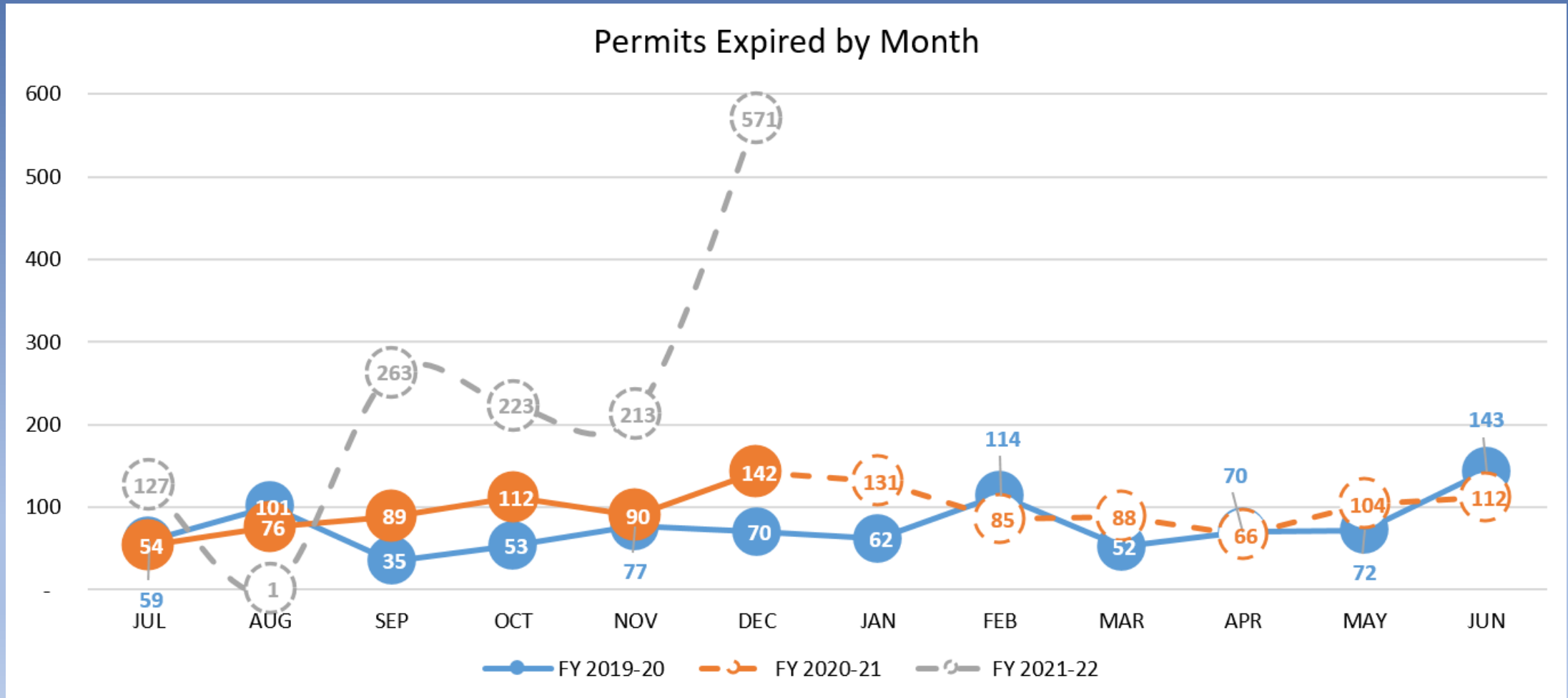
Permit Revenue



Annual Operating Fee Revenue



Permits - Expired and Potentially Expired



Dotted lines represent permits that have time to be reinstated

Summary of Metrics – Monthly

Metric			
State Economic Indicators	November 2020	November 2021	Notes
<i>Statewide Refinery Activity (Million Barrels Crude Oil Input)</i>	51.1	47.5	
<i>Port TEU Throughput (Million TEUs)</i>	1.7	1.6	
<i>Statewide Unemployment</i>	9.8%	6.9%	
South Coast AQMD	December 2020	December 2021	
<i>Revenue</i>	\$9.6 million	\$9.9 million	
<i>Expenditures</i>	\$12.5 million	\$13.4 million	
<i>Vacancy Rate</i>	16.7%	16.3%	
<i>Permit Applications Received</i>	580	504	(*Dec 2021 preliminary)
<i>Expired or Potentially Expired Permits</i>	142	571	

Summary of Metrics – Year to Date

Metric			
State Economic Indicators	Dec 2019 – Nov 2020	Dec 2020 – Nov 2021	Notes
<i>Statewide Refinery Activity (Million Barrels Crude Oil Input)</i>	494	503	
<i>Port TEU Throughput (Million TEUs)</i>	17.0	20.2	
South Coast AQMD	July – Dec 2020	July – Dec 2021	
<i>Revenue</i>	\$87.9 million	\$91.4 million	
<i>Expenditures</i>	\$79.2 million	\$81.9 million	
<i>Permit Applications Received</i>	3,154	2,905*	(*Dec. 2021 preliminary)
<i>Expired or Potentially Expired Permits</i>	563	1,398	1 year to reinstate