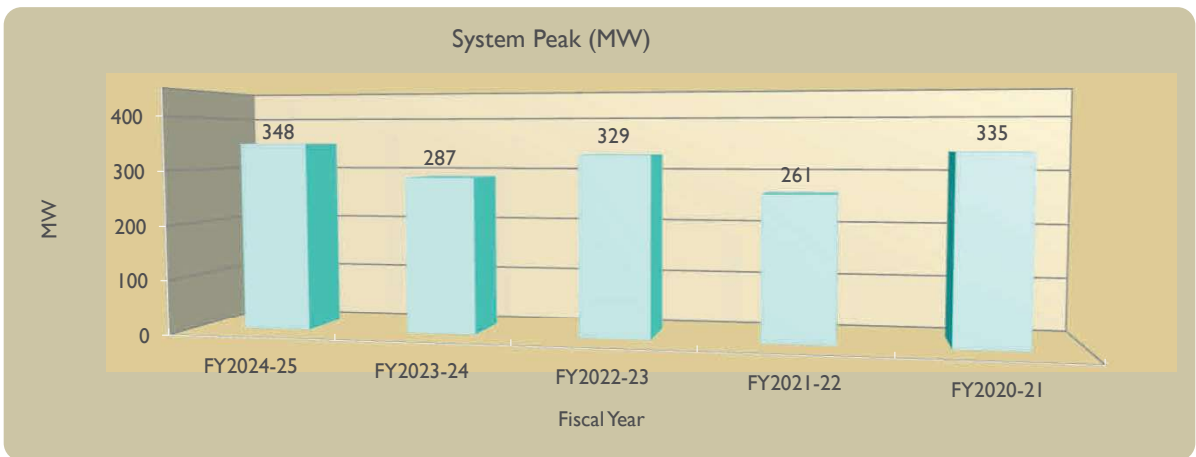
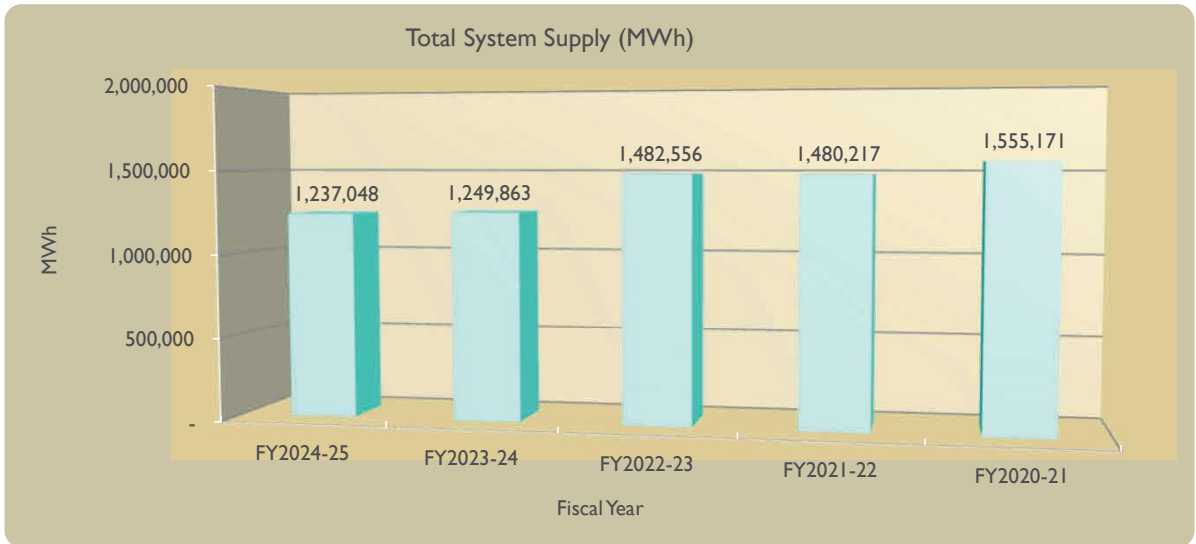
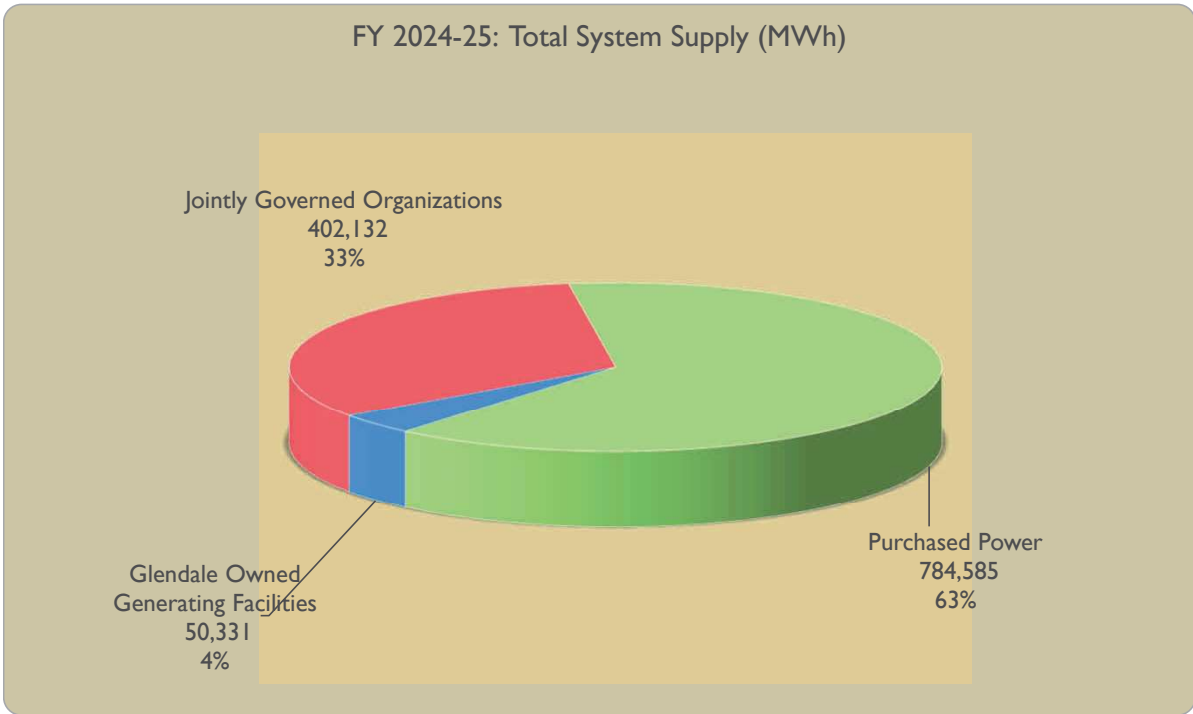


Last Five Years

SYSTEM SUPPLY (MWH)	FY2024-25	FY2023-24	FY2022-23	FY2021-22	FY2020-21
Owned Generation					
Glendale Owned Generating Facilities					
Natural Gas Units (Grayson)	50,331	30,815	90,479	108,818	144,657
Jointly Governed Organizations					
Intermountain Power Project (IPA)	92,006	79,424	124,969	143,070	261,086
PV Nuclear Generating Station (SCPPA)	83,437	83,706	82,613	82,401	81,215
San Juan Unit 3 (SCPPA)	-	-	-	-	-
Magnolia Power Project (SCPPA)	219,117	293,857	270,334	239,577	184,164
Tieton Hydropower Project (SCPPA)	7,572	14,484	23,914	26,843	21,137
Total Owned Generation	452,463	502,286	592,309	600,709	692,259
Purchased Power					
Purchased Power Contracts	518,112	465,340	483,785	463,909	488,616
Market Purchases	266,473	282,237	406,462	415,599	374,296
Total Purchased Power	784,585	747,577	890,247	879,508	862,912
Total System Supply	1,237,048	1,249,863	1,482,556	1,480,217	1,555,171
System Peak (MW)	348	287	329	261	335



Not covered by independent auditors' report



Not covered by independent auditors' report