

Rule 1403 Web Application Overview

- Registration is REQUIRED
 - Completing Notifications completely ONLINE
 - ONLINE Fee Payment for Notifications
 - ONLINE Submission of Notifications
 - Mail, email, fax going away
- 
- A decorative graphic consisting of several parallel white lines of varying lengths, slanted diagonally from the bottom right towards the top right, set against a blue gradient background.

Log in to the Rule 1403 Notification Web Application

South Coast
AQMD

South Coast Air Quality Management District

Login

*

AQMD users, please use @aqmd.gov

*

LOGIN

[Forgot Password?](#)

[Not Registered? Create an account!](#)

Review your Application Permissions, then click Dashboard

South Coast Air Quality Management District

Welcome, Christopher Ravenstein

My Account

Application Permissions Remaining Tasks

Click on each application to check the permissions granted per facility per role or report.

R1403-V2

User Roles

Application Administrator	Non-Facility Specific
✓ Access is granted for this role.	
AQMD Staff User	Non-Facility Specific
✓ Access is granted for this role.	
AQMD Staff Editor	Non-Facility Specific
✓ Access is granted for this role.	

Reports

Notification	Non-Facility Specific
✓ Access is granted for this report.	

Dashboard

My Account

My Reports

User Management

Logout

Status - N/A Internal

<http://xappdev.aqmd.gov/cromsp/Dashboard>

These are the Applications in your Dashboard, click the Rule 1403 Notifications

The screenshot displays the user interface of the South Coast Air Quality Management District (AQMD) dashboard. At the top, a dark blue header contains the AQMD logo on the left, the text "South Coast Air Quality Management District" in the center, and a user greeting "Welcome, Christopher Ravenstein" on the right. Below the header is a blue navigation bar with the word "Dashboard". A vertical blue sidebar on the left lists navigation options: "Dashboard", "My Account", "My Reports", "User Management", and "Logout". The main content area is divided into two panels. The left panel, titled "Your Applications", contains a single entry for "R1403-V2" with the subtitle "Rule 1403 Notifications: Asbestos Removal and Demolition Projects". An orange arrow points to this entry. The right panel, titled "Notifications", shows a bell icon, the text "No notifications to display", and a "Refresh Notifications" button. Below the notification panel, it indicates the last refresh time as "08/24/2016 7:29:44 AM".

Here are the Notifications for your Facility,
click New Notification to start a new Notification

South Coast Air Quality Management District

Dashboard Hide Tooltip

South Coast AQMD

- Admin Menu +
- Dashboard
- New Notification
- User Preferences
- Rule 1403 FAQ
- Asbestos Survey Report Checklist
- Procedure 5 Guidelines
- My Account
- Reports
- Logout

Definition of Terms/Phrases/Actions on this page [Show/Hide](#)

Search By Search

View:

Show entries

<input type="checkbox"/>	Project #	Project Start Date	Notification No	Site Name	Street #	Street Name	Modification Date	Status	Actions
<input type="checkbox"/>	76898	8/24/2016	230307	test refund	21865	copley dr	8/24/2016 7:21:51 AM	Payment Success	Action
<input type="checkbox"/>	53017	9/7/2016	230306	demolition routine by subbu	21865	copley dr	8/24/2016 6:43:51 AM	Payment Needed	Action
<input type="checkbox"/>	53017	9/7/2016	230305	demolition routine by subbu	21865	copley dr	8/24/2016 6:36:05 AM	In Revision	Action
<input type="checkbox"/>	53017	9/7/2016	230304	demolition routine by subbu	21865	copley dr	8/24/2016 6:32:34 AM	Revised	Action
<input type="checkbox"/>	53017	9/7/2016	230303	demolition routine by subbu	21865	copley dr	8/24/2016 6:28:06 AM	Revised	Action
<input type="checkbox"/>	53017	9/7/2016	230299	demolition routine by subbu	21865	copley dr	8/24/2016 6:05:32 AM	Revised	Action
<input type="checkbox"/>	852147	8/24/2016	230302	demolition gov ordered by subbu	21865	copley dr	8/24/2016 2:54:22 AM	Submitted	Action
<input type="checkbox"/>	84574	8/24/2016	230301	asb p5 emg by subbu	21865	copley dr	8/24/2016 2:46:58 AM	Submitted	Action
<input type="checkbox"/>	53412	8/24/2016	230300	demolition gov order by subbu	21865	copley dr	8/24/2016 2:34:09	Payment In-Process	Action

Rule 1403 Notifications start by choosing the Project Type: Demolition or Asbestos Removal

South Coast Air Quality Management District

New Notification Hide Tooltip

South Coast AQMD

Dashboard

New Notification

User Preferences

Rule 1403 FAQ

Asbestos Survey Report Checklist

Procedure 5 Guidelines

My Account

Reports

Logout

Definition of Terms/Phrases/Actions on this page [Show/Hide](#)

Below on the left

Here you find the different sections of the Rule 1403 Notification to be completed. You can jump to any portion of the form by clicking the name of the section: Project Type, Contractor Information, Site Information, etc.

You will not be able to complete the Notification until all required information has been entered into its designated section.

Below on the right

Please choose a Project Type for this Notification

Project Type Branch/ Facility ID

Contractor Information

Site Information

Project Information

Waste Information

Document Upload

Fee Payment

Submit

Project Type

Select Project Type *

Demolition Asbestos Removal

Demolition is the wrecking, or taking out, of any load-supporting structural member of a structure and any related handling operations, or the intentional burning of any structure (for Fire Department Training ONLY). **A Site Assessment, or Survey, is required for ALL Demolitions. If asbestos is found, it MUST be removed BEFORE any demolition.**

Asbestos Removal, or Renovation, is the altering of a structure or the removing or stripping of one or more structure components in any way, including, but not limited to, the stripping or removal of Asbestos-Containing Material from structure components, retrofitting for fire protection, and the installation or removal of heating, ventilation, air conditioning (HVAC) systems.

Homeowners who live in their detached house (NOT apartment, condominium, or leases) are not required to complete this form if they are performing Asbestos Removal work THEMSELVES (no Contractors).

Once you've made your selection, click the "Next" button at the lower right to save the information and continue, or Click the "Save & Exit" button to save the information for this Notification and return to the Dashboard.

Cancel Save & Exit Next

Answer the questions regarding the Project Type, and more options appear ...

South Coast Air Quality Management District

New Notification

Hide Tooltip

Step View Form View

Definition of Terms/Phrases/Actions on this page [Show/Hide](#)

Below on the left

Here you find the different sections of the Rule 1403 Notification to be completed. You can jump to any portion of the form by clicking the name of the section: Project Type, Contractor Information, Site Information, etc. You will not be able to complete the Notification until all required information has been entered into its designated section.

Below on the right

Please choose a Project Type for this Notification

Project Type Branch/ Facility ID

Select Project Type *

Demolition Asbestos Removal


Choose the Type of Asbestos Removal *

Is this a Planned Annual Asbestos Removal? Yes No

Planned Annual Asbestos Removal Notification is one for large facilities that will have several small projects (under 100 square feet each) over the course of the year. Planned Annual Asbestos Removal Notifications are due no later than December 17th of the year preceding the Notification Period

Cancel Save & Exit Next

Emergency Removal?



South Coast Air Quality Management District

New Notification

Hide Tooltip

Dashboard

New Notification

User Preferences

Rule 1403 FAQ

Asbestos Survey Report Checklist

Procedure 5 Guidelines

My Account

Reports

Logout

Definition of Terms/Phrases/Actions on this page [Show/Hide](#)

Below on the left

Here you find the different sections of the Rule 1403 Notification to be completed. You can jump to any portion of the form by clicking the name of the section: Project Type, Contractor Information, Site Information, etc. You will not be able to complete the Notification until all required information has been entered into its designated section.

Below on the right

Please choose a Project Type for this Notification

Project Type

Contractor Information

Site Information

Project Information

Waste Information

Document Upload

Fee Payment

Submit

Branch/ Facility ID

Project Type

Select Project Type *

Demolition Asbestos Removal

Choose the Type of Asbestos Removal *

Is this a Planned Annual Asbestos Removal? Yes No


Is this an Emergency Asbestos Removal? Yes No

A waiver of the 10 working day (14 calendar day) waiting period is granted for VALID emergency asbestos removals. An Emergency Asbestos Removal Notification MUST be accompanied by a letter that describes the sudden unexpected event, the date the sudden unexpected event occurred, and explains how that sudden unexpected event caused an unsafe condition. In addition, the Emergency Letter MUST include the name and phone number of the person declaring/authorizing the emergency, and the letter must be signed by the person directly affected by the emergency.

Cancel

Save & Exit **Next**

Procedure(s) to Follow?



South Coast AQMD

- Dashboard
- New Notification
- User Preferences
- Rule 1403 FAQ
- Asbestos Survey Report Checklist
- Procedure 5 Guidelines
- My Account
- Reports
- Logout

South Coast Air Quality Management District

Definition of Terms/Phrases/Actions on this page [Show/Hide](#)

Below on the left

Here you find the different sections of the Rule 1403 Notification to be completed. You can jump to any portion of the form by clicking the name of the section: Project Type, Contractor Information, Site Information, etc. You will not be able to complete the Notification until all required information has been entered into its designated section.

Below on the right

Please choose a Project Type for this Notification

Project Type

Contractor Information

Site Information

Project Information

Waste Information

Document Upload

Fee Payment

Submit

Project Type

Select Project Type *

Demolition Asbestos Removal

Choose the Type of Asbestos Removal *

Is this is a Planned Annual Asbestos Removal? Yes No

Is this is an Emergency Asbestos Removal? Yes No

Select the Procedure(s) to be followed: 1 2 3 4 5

Note:
Documents are required to be uploaded for this type of asbestos abatement project, and you will be prompted to upload them at a later screen

Asbestos Removal Procedures


- 1 - HEPA Filtration: Remove Asbestos Containing Material within an isolated work area
- 2 - Glovebag: Remove by the glovebag method or minienclosures
- 3 - Adequate Wetting: Procedure 3 shall only be used to remove nonfriable asbestos-containing materials

Procedures Requiring Site-Specific Clean-Up Plans and Prior Approval from the SCAQMD

- 4 - Dry Removal: Obtain written approval from the Executive Officer's designee prior to using dry removal methods for the control of asbestos emissions when adequate wetting procedures in the renovation work area would unavoidably damage equipment or present a safety hazard.
- 5 - Approved Alternative: Use an alternative combination of techniques and/or engineering controls. Written approval from the Executive Officer or his designee shall be obtained prior to the use of a Procedure 5 Approved Alternative.

Branch/ Facility ID

Pre-Approved (for Procedure 4 or 5)?



South Coast AQMD

- Dashboard
- New Notification
- User Preferences
- Rule 1403 FAQ
- Asbestos Survey Report Checklist
- Procedure 5 Guidelines
- My Account
- Reports
- Logout

South Coast Air Quality Management District

Definition of Terms/Phrases/Actions on this page [Show/Hide](#)

Project Type Branch/ Facility ID

Contractor Information

Site Information

Project Information

Waste Information

Document Upload

Fee Payment

Submit

Project Type

Select Project Type *

Demolition Asbestos Removal

Choose the Type of Asbestos Removal *

Is this is a Planned Annual Asbestos Removal? Yes No

Is this is an Emergency Asbestos Removal? Yes No

Select the Procedure(s) to be followed: 1 2 3 4 5

Is this Pre-Approved? Yes No

Note:
Documents are required to be uploaded for this type of asbestos abatement project, and you will be prompted to upload them at a later screen

Asbestos Removal Procedures

- 1 - HEPA Filtration: Remove Asbestos Containing Material within an isolated work area
- 2 - Glovebag: Remove by the glovebag method or minienclosures
- 3 - Adequate Wetting: Procedure 3 shall only be used to remove nonfriable asbestos-containing materials

Procedures Requiring Site-Specific Clean-Up Plans and Prior Approval from the SCAQMD

- 4 - Dry Removal: Obtain written approval from the Executive Officer's designee prior to using dry removal methods for the control of asbestos emissions when adequate wetting procedures in the renovation work area would unavoidably damage equipment or present a safety hazard.
- 5 - Approved Alternative: Use an alternative combination of techniques and/or engineering controls. Written approval from the Executive Officer or his designee shall be obtained prior to the use of a Procedure 5 Approved Alternative.

A Pre-Approved Procedure 4 or 5 Plan is one that addresses the types of asbestos-containing materials that are regularly abated at large facilities. The Executive Officer may pre-approve specific combinations of techniques and/or engineering controls in writing, which may be used by any person as a Procedure 5 Approved Alternative, subject to such conditions and limitations as required by the Executive Officer.

If you already have a Pre-Approved Procedure 4 or 5 Plan, and this Project is a Procedure 4 or 5 Clean-up, click "Yes" Otherwise, click "No"

Add your CSLB and OSHA Registration to the pre-populated Contractor Information

South Coast Air Quality Management District

New Notification Hide Tooltip

Facility ID: [REDACTED], Type: Emergency Procedure 5 Asbestos Removal Step View Form View

Definition of Terms/Phrases/Actions on this page [Show/Hide](#)

- Project Type
- Contractor Information
- Site Information
- Project Information
- Waste Information
- Document Upload
- Fee Payment
- Submit

[Preview](#)

Contractor Information

Company Name
[REDACTED]

Street # [REDACTED] Street Name [REDACTED]

City [REDACTED] State CA Zip [REDACTED]

*CSLB License # [REDACTED] *OSHA Registration [REDACTED]

Note:
*The Contractor Information was pre-populated from the information you initially provided to the SCAQMD. To change or update this information, please complete a [Form 200-B](#) and mail it to the addresses on the form.
The CSLB (Contractor's State Licensing Board) License # is required for all Notifications. The OSHA (Occupational Safety and Health Administration) Registration # is required for Asbestos Removal Notifications and Optional for Demolition Notifications.*

Previous Cancel Save & Exit Next

Add as many Supervisors for the project as you need, but at least one

South Coast Air Quality Management District

New Notification Hide Tooltip

Facility ID: [REDACTED] Type: Emergency Procedure 5 Asbestos Removal Step View Form View

Definition of Terms/Phrases/Actions on this page [Show/Hide](#)

- Project Type
- Contractor Information
- Site Information
- Project Information
- Waste Information
- Document Upload
- Fee Payment
- Submit

[Preview](#)

Supervisor(s) Details

Phone (000)000-0000 Add

Note:
The name and phone number of the onsite Supervisor for the project are required. If there will be more than one Supervisor onsite, please add all Supervisors' Information.

Previous Cancel Save & Exit Next

Provide the Site Information,
the Application will check the address against the USPS address list

South Coast Air Quality Management District

New Notification Hide Tooltip

Facility ID: [Redacted], Type: Emergency Procedure 5 Asbestos Removal Step View Form View

Definition of Terms/Phrases/Actions on this page [Show/Hide](#)

- Project Type
- Contractor Information
- Site Information
- Project Information
- Waste Information
- Document Upload
- Fee Payment
- Submit

Site Information

Please provide the following information related to the site where the project is being performed.

[Redacted] Project # [Redacted]

Street # [Redacted] *Street Name [Redacted]

Cross Street [Redacted] County [Redacted]

*City [Redacted] CA [Redacted] *Zip [Redacted]

Note:
Required Information: Site Name (whatever you want to call it); either a Street # OR Cross Street; Street Name; City; and Zip Code
Optional Information: Project #, and County

[Preview](#) Previous Cancel Save & Exit Next

Provide the Site Owner Information,
there is a checkbox to copy the Site address if it's the same as the Owner address

South Coast Air Quality Management District

New Notification

Facility ID: 1, Type: Emergency Procedure 5 Asbestos Removal

Definition of Terms/Phrases/Actions on this page [Show/Hide](#)

- Project Type
- Contractor Information
- Site Information**
- Project Information
- Waste Information
- Document Upload
- Fee Payment
- Submit

Provide the required information about the Site Owner

*Site Owner Name

Owner address is the same as Site Address

*Owner Address


*Owner City CA *Owner Zip

Note:
The Site Owner's Name and Address are Required
If the Site Owner's Address is the same as the Site Address, please click the checkbox to copy the information.

[Preview](#)

Previous Cancel Save & Exit Next

Complete the Project Information



South Coast AQMD

- Dashboard
- New Notification
- User Preferences
- Rule 1403 FAQ
- Asbestos Survey Report Checklist
- Procedure 5 Guidelines
- My Account
- Reports
- Logout

South Coast Air Quality Management District

Facility ID: [REDACTED], Type: Emergency Procedure 5 Asbestos Removal

Step View Form View

Definition of Terms/Phrases/Actions on this page [Show/Hide](#)

Project Type *Please provide information regarding the Project Dates, Shift Information and Building Details*

Contractor Information

Site Information

Project Information

Waste Information

Document Upload

Fee Payment

Submit

[Preview](#)

Project Start Date * 08/24/2016

Project End Date * 08/24/2016

Project Work Shift(s) Day Swing Night

What is the Total Building Size in Sq.ft? * 0

Total Number of floors in the Building * 0

Building Age (in Years) * 0

Number of Buildings/Dwelling Units * 0

What is the Building Present/Prior Use? * Select Use

Describe work

Describe work locations

Has there been an Asbestos Survey done? * Yes No CAC Presumed as Asbestos (PACM)

Was any Asbestos material found in the Survey? * Yes No

Was Asbestos removed? Yes No

Will building be demolished? * Yes No NA

[Previous](#) [Cancel](#) [Save & Exit](#) [Next](#)

Provide the square footage for the different types of asbestos

South Coast Air Quality Management District

Facility ID: [REDACTED], Type: Emergency Procedure 5 Asbestos Removal

Step View Form View

Definition of Terms/Phrases/Actions on this page [Show/Hide](#)

- Project Type
- Contractor Information
- Site Information
- Project Information
- Waste Information
- Document Upload
- Fee Payment
- Submit

[Preview](#)

Asbestos Removal Information

Specify the amount of Asbestos in square feet by type *

Coal Tar Wrap	<input type="text" value="0"/>
Acoustic Ceiling	<input type="text" value="0"/>
Linoleum	<input type="text" value="0"/>
Insulation	<input type="text" value="0"/>
Fire Proofing	<input type="text" value="0"/>
Ducting	<input type="text" value="0"/>
Dry Wall	<input type="text" value="0"/>
Wet Wipe and/or HEPA Vacuum	<input type="text" value="0"/>
Debris	<input type="text" value="0"/>
Contents/Possessions	<input type="text" value="0"/>
Carpet and/or Padding	<input type="text" value="0"/>

And where the asbestos will be removed from

The screenshot shows the South Coast Air Quality Management District (AQMD) web application. The header includes the AQMD logo and the text "South Coast Air Quality Management District". A left sidebar contains navigation links: Dashboard, New Notification, User Preferences, Rule 1403 FAQ, Asbestos Survey Report Checklist, Procedure 5 Guidelines, My Account, Reports, and Logout. The main content area is a form for reporting asbestos removal. It features a list of removal methods, each with a corresponding input field containing the number "0":

Dry Wipe	0
Wet Wipe and/or HEPA Vacuum	0
Debris	0
Contents/Possessions	0
Carpet and/or Padding	0
Mastic	0
Floor Tiles	0
Transite	0
Roofing	0
Stucco	0
Plaster	0
Other	0

Below the "Other" entry is a "Description" text input field. At the bottom of the form, there is a section titled "Asbestos will be removed from *" with three checkboxes: Surfaces, Pipes, and Components. At the very bottom, there are four buttons: "Previous", "Cancel", "Save & Exit", and "Next".

The asbestos types are totaled for you

South Coast Air Quality Management District

New Notification

Facility ID: [redacted], Type: Emergency Procedure 5 Asbestos Removal

Definition of Terms/Phrases/Actions on this page [Show/Hide](#)

Section	Description	Value
<input checked="" type="checkbox"/> Project Type		
<input checked="" type="checkbox"/> Contractor Information		
<input checked="" type="checkbox"/> Site Information		
<input checked="" type="checkbox"/> Project Information		
<input type="checkbox"/> Waste Information	Amount of CLASS I Asbestos to be removed in Sq.ft	0
<input type="checkbox"/> Document Upload	Amount of CLASS II Asbestos to be removed in Sq.ft	0
<input type="checkbox"/> Fee Payment		
<input type="checkbox"/> Submit	Total Amount of Asbestos to be removed in Sq.ft	10500

Buttons: Previous, Cancel, Save & Exit, Next

Check the boxes for the asbestos detection procedures followed

South Coast Air Quality Management District

New Notification Hide Tooltip

Facility ID: [redacted], Type: Emergency Procedure 5 Asbestos Removal Step View Form View

Definition of Terms/Phrases/Actions on this page [Show/Hide](#)

- Project Type
- Contractor Information
- Site Information
- Project Information
- Waste Information
- Document Upload
- Fee Payment
- Submit

[Preview](#)

Asbestos Removal Information

Choose the asbestos detection procedures and analytical methods used to determine the presence of asbestos in the building *

<input type="checkbox"/> Survey	<input type="checkbox"/> Bulk Sampling
<input type="checkbox"/> Inspection	<input type="checkbox"/> PLM
<input type="checkbox"/> PCM	<input type="checkbox"/> TEM
<input type="checkbox"/> CAC Assumed as Asbestos-PACM	

Previous Cancel Save & Exit Next

Complete the information regarding the Emergency

South Coast Air Quality Management District

New Notification

Facility ID: [REDACTED], Type: Emergency Procedure 5 Asbestos Removal - 10500 Sq.ft to be removed

Definition of Terms/Phrases/Actions on this page [Show/Hide](#)

- Project Type
- Contractor Information
- Site Information
- Project Information**
- Waste Information
- Document Upload
- Fee Payment
- Submit

Emergency Asbestos Removal

*Check the sudden unexpected event and upload a letter from the person affected by the emergency explaining how this event caused unsafe conditions, equipment damage or unreasonable financial burden. Financial Burden alone does not constitute an Emergency. **

<input type="checkbox"/> Fire	<input type="checkbox"/> Flood	<input type="checkbox"/> Water Damage
<input type="checkbox"/> Earthquake	<input type="checkbox"/> Nuisance	<input type="checkbox"/> Equipment Damage
<input type="checkbox"/> Health/Safety	<input type="checkbox"/> Financial Burden	<input type="checkbox"/> Vandalism
<input type="checkbox"/> Other		

Name of person Declaring/Authorizing the emergency*

Phone*

Date Of Emergency*

[Preview](#)

[Previous](#) [Cancel](#) [Save & Exit](#) [Next](#)

Will there be a Waste Storage Site that ISN'T the Project Site?

South Coast Air Quality Management District

New Notification Hide Tooltip

Facility ID: [REDACTED], Type: Emergency Procedure 5 Asbestos Removal - 10500 Sq.ft to be removed Step View Form View

Definition of Terms/Phrases/Actions on this page [Show/Hide](#)

- Project Type
- Contractor Information
- Site Information
- Project Information
- Waste Information
- Document Upload
- Fee Payment
- Submit

[Preview](#)

Waste Storage Site for the Project

Will there be an intermediate waste storage site between the Project Site and the Landfill? Yes No

[Previous](#) [Cancel](#) [Save & Exit](#) [Next](#)

If so, you're Facility's address will be pre-populated, but is editable

South Coast Air Quality Management District

New Notification

Facility ID: [REDACTED], Type: Emergency Procedure 5 Asbestos Removal - 10500 Sq.ft to be removed

Step View Form View

Definition of Terms/Phrases/Actions on this page [Show/Hide](#)

- Project Type
- Contractor Information
- Site Information
- Project Information
- Waste Information
- Document Upload
- Fee Payment
- Submit

[Preview](#)

Waste Storage Site for the Project

Will there be an intermediate waste storage site between the Project Site and the Landfill? Yes No

Waste Storage Site Details

Company Name
[REDACTED]

Address
[REDACTED]

City [REDACTED] State CA Zip [REDACTED]

[Previous](#) [Cancel](#) [Save & Exit](#) [Next](#)

Pick a Waste Transporter from the list, or add one of your choosing

South Coast Air Quality Management District

New Notification

Facility ID: [REDACTED], Type: Emergency Procedure 5 Asbestos Removal - 10500 Sq.ft to be removed

Definition of Terms/Phrases/Actions on this page [Show/Hide](#)

- Project Type
- Contractor Information
- Site Information
- Project Information
- Waste Information
- Document Upload
- Fee Payment
- Submit

[Preview](#)

Waste Transporter Details

Select **FIRST** waste transporter for Notification (from Project Site to Waste Storage Site)

Show entries

Search:

<input type="checkbox"/>	Name	Address	City	State	Zip
<input type="radio"/>	1 STAR TRUCKING CO	609 S TRADITION ST	MOUNTAIN HOUSE	CA	95391
<input type="radio"/>	1-888-4-ABATEMENT INC.	3158 LUYUNG DR	RANCHO CORDOVA	CA	95742
<input type="radio"/>	21ST CENTURY ENVIRONMENTAL MANAGEMENT OF CALIFORNIA LP	11855 WHITE ROCK RD	RANCHO CORDOVA	CA	95742
<input type="radio"/>	21ST CENTURY ENVIRONMENTAL MANAGEMENT OF NEVADA LLC	2095 NEWLANDS DRIVE E.	FERNLEY	NV	89408
<input type="radio"/>	5 LIMONES TRUCKING	4230 GANDALE LANE	RIVERSIDE	CA	92509
<input type="radio"/>	5M CONTRACTING INC.	2691 DOW AVENUE, SUITE C-2	TUSTIN	CA	92780
<input type="radio"/>	A & S ENVIRONMENTAL RECOVERY INC.	2261 E 15TH ST	LOS ANGELES	CA	90021
<input type="radio"/>	A & S ENVIRONMENTAL SERVICES	1820 E. WHITMORE AVENUE	CERES	CA	95307
<input type="radio"/>	A & S METAL RECYCLING, INC.	1960 MATED STREET	LOS ANGELES	CA	90021
<input type="radio"/>	A D S GOLD, INC	3843 E EAGLE DR	ANAHEIM	CA	92807

Showing 1 to 10 of 899 entries

[Click to add Transporter selected from above list](#) OR [Click to add New Waste Transporter](#)

[Previous](#) [Cancel](#) [Save & Edit](#) [Next](#)

And a second one if there was a Waste Storage Site

South Coast Air Quality Management District

New Notification

Facility ID: [redacted] Type: Emergency Procedure 5 Asbestos Removal - 10500 Sq.ft to be removed

Step View Form View

Definition of Terms/Phrases/Actions on this page [Show/Hide](#)

- Project Type
- Contractor Information
- Site Information
- Project Information
- Waste Information
- Document Upload
- Fee Payment
- Submit

[Preview](#)

Waste Transporter Details

Select **SECOND** waste transporter for Notification (from Waste Storage Site to Landfill)

Show 10 entries

Name	Address	City	State	Zip
<input type="radio"/> 1 STAR TRUCKING CO	609 S TRADITION ST	MOUNTAIN HOUSE	CA	95391
<input type="radio"/> 1-888-4-ABATEMENT INC.	3158 LUYUNG DR	RANCHO CORDOVA	CA	95742
<input type="radio"/> 21ST CENTURY ENVIRONMENTAL MANAGEMENT OF CALIFORNIA LP	11855 WHITE ROCK RD	RANCHO CORDOVA	CA	95742
<input type="radio"/> 21ST CENTURY ENVIRONMENTAL MANAGEMENT OF NEVADA LLC	2095 NEWLANDS DRIVE E.	FERNLEY	NV	89408
<input type="radio"/> 5 LIMONES TRUCKING	4230 GANDALE LANE	RIVERSIDE	CA	92509
<input type="radio"/> SM CONTRACTING INC.	2691 DOW AVENUE, SUITE C-2	TUSTIN	CA	92780
<input type="radio"/> A & S ENVIRONMENTAL RECOVERY INC.	2261 E 15TH ST	LOS ANGELES	CA	90021
<input type="radio"/> A & S ENVIRONMENTAL SERVICES	1820 E. WHITMORE AVENUE	CERES	CA	95307
<input type="radio"/> A & S METAL RECYCLING, INC.	1960 MATEO STREET	LOS ANGELES	CA	90021
<input type="radio"/> A D S GOLD, INC	3843 E EAGLE DR.	ANAHEIM	CA	92807

Showing 1 to 10 of 899 entries

[Click to add Transporter selected from above list](#) OR [Click to add New Waste Transporter](#)

Waste Transporter Added List

No.	Name	Address	City	State	Zip
1	21ST CENTURY ENVIRONMENTAL MANAGEMENT OF	2095 NEWLANDS DRIVE E.	FERNLEY	NV	89408

[Previous](#) [Cancel](#) [Save & Exit](#) [Next](#)



- Dashboard
- New Notification
- User Preferences
- Rule 1403 FAQ
- Asbestos Survey Report Checklist
- Procedure 5 Guidelines
- My Account
- Reports
- Logout

Facility ID: [Redacted] Type: Emergency Procedure 5 Asbestos Removal - 10500 Sq.ft to be removed

Step View Form View

Definition of Terms/Phrases/Actions on this page Show/Hide

- Project Type
- Contractor Information
- Site Information
- Project Information
- Waste Information
- Document Upload
- Fee Payment
- Submit

Preview

Waste Transporter Details

Select SECOND waste transporter for Notification (from Waste Storage Site to Landfill)

Show 10 entries

Search:

<input type="checkbox"/>	Name	Address	City	State	Zip
<input type="radio"/>	1 STAR TRUCKING CO	609 S TRADITION ST	MOUNTAIN HOUSE	CA	95391
<input type="radio"/>	1-888-4-ABATEMENT INC.	3158 LUYUNG DR	RANCHO CORDOVA	CA	95742
<input type="radio"/>	21ST CENTURY ENVIRONMENTAL MANAGEMENT OF CALIFORNIA LP	11855 WHITE ROCK RD	RANCHO CORDOVA	CA	95742
<input type="radio"/>	21ST CENTURY ENVIRONMENTAL MANAGEMENT OF NEVADA LLC	2095 NEWLANDS DRIVE E.	FERNLEY	NV	89408
<input type="radio"/>	5 LIMONES TRUCKING	4230 GANDALE LANE	RIVERSIDE	CA	92509
<input type="radio"/>	SM CONTRACTING INC.	2691 DOW AVENUE, SUITE C-2	TUSTIN	CA	92780
<input type="radio"/>	A & S ENVIRONMENTAL RECOVERY INC.	2261 E 15TH ST	LOS ANGELES	CA	90021
<input type="radio"/>	A & S ENVIRONMENTAL SERVICES	1820 E. WHITMORE AVENUE	CERES	CA	95307
<input type="radio"/>	A & S METAL RECYCLING, INC.	1960 MATEO STREET	LOS ANGELES	CA	90021
<input type="radio"/>	A D S GOLD, INC	3843 E EAGLE DR	ANAHEIM	CA	92807

Showing 1 to 10 of 899 entries

Previous 1 2 3 4 5 ... 90 Next

Click to add Transporter selected from above list OR Click to add New Waste Transporter


Waste Transporter Added List

No.	Name	Address	City	State	Zip	
1	21ST CENTURY ENVIRONMENTAL MANAGEMENT OF	2095 NEWLANDS DRIVE E.	FERNLEY	NV	89408	<input type="checkbox"/>
2	A D S GOLD, INC	3843 E EAGLE DR	ANAHEIM	CA	92807	<input type="checkbox"/>

Previous Cancel

Save & Exit Next

Now tell us where the waste is going,
pick from the list or provide information for a new landfill



South Coast
AQMD

Dashboard

New Notification

User Preferences

Rule 1403 FAQ

Asbestos Survey Report Checklist

Procedure 5 Guidelines

My Account

Reports

Logout

South Coast Air Quality Management District

New Notification

Hide Tooltip

Facility ID: [REDACTED], Type: Emergency Procedure 5 Asbestos Removal - 10500 Sq.ft to be removed

Step View Form View

Definition of Terms/Phrases/Actions on this page Show/Hide

- Project Type
- Contractor Information
- Site Information
- Project Information
- Waste Information
- Document Upload
- Fee Payment
- Submit

Preview

Landfill details

Select a landfill to add to notification.

Show 10 entries Search:


	Name	Address	City	State	Zip
<input type="radio"/>	South Yuma County Landfill	16536, S. Avenue 1E	Yuma	AZ	85365
<input type="radio"/>	Clean Harbors Landfill	2500, Lokem Rd.	Buttonwillow	CA	93206
<input type="radio"/>	AZUSA LAND RECLAMATION	1211 W. GLADSTONE ST.	AZUSA	CA	91702
<input type="radio"/>	LA PAZ COUNTY LANDFILL	26999 HIGHWAY 95, MILE POST 128	PARKER	AZ	95344
<input type="radio"/>	US ECOLOGY	HIGHWAY 95, 11 MILES SOUTH OF BEATTY	BEATTY	NV	89003

Showing 1 to 5 of 5 entries Previous 1 Next

Click to add Landfill selected from above list OR Click to add New Landfill

Previous Cancel Save & Exit Next

Upload documents



South Coast AQMD

- Dashboard
- New Notification
- User Preferences
- Rule 1403 FAQ
- Asbestos Survey Report Checklist
- Procedure 5 Guidelines
- My Account
- Reports
- Logout

South Coast Air Quality Management District

New Notification

Hide Tooltip

Facility ID: 1, Type: Emergency Procedure 5 Asbestos Removal - 10500 Sq.ft to be removed

Step View Form View

Definition of Terms/Phrases/Actions on this page [Show/Hide](#)

- Project Type
- Contractor Information
- Site Information
- Project Information
- Waste Information
- Document Upload
- Fee Payment
- Submit

Document Upload

Upload below documents (Max file size is 5MB.)

Emergency Letter (14-day Waiver) *	<input type="text"/>	<input type="button" value="Browse..."/>
Procedure 5 Clean-Up Plan *	<input type="text"/>	<input type="button" value="Browse..."/>
Site Survey (including Lab Results and Chain of Custody) *	<input type="text"/>	<input type="button" value="Browse..."/>
Additional Documents (Property Waiver, Supplemental Survey Documents, etc..)	<input type="text"/>	<input type="button" value="Browse..."/>

Here is a summary of the fees

South Coast Air Quality Management District

Edit Notification

Facility ID: [REDACTED], Emergency Procedure 5 Asbestos Removal

Definition of Terms/Phrases/Actions on this page [Show/Hide](#)

- Project Type
- Contractor Information
- Site Information
- Project Information
- Waste Information
- Document Upload
- Fee Payment
- Submit

Notification Fees

[Click here to get a detailed fee structure](#)

▶ Total Amount of Asbestos to be Removed in sq.ft	10500 sq.ft
▶ Project Size Fee	\$ 666.33
▶ Additional Fee	\$ 666.33
<input checked="" type="checkbox"/> Expedited Plan Review (additional fee)	\$ 333.16
Total Fee	\$ 1665.82
Payment Made	\$ 0
Balance Due	\$ 1665.82

[Preview](#)

[Previous](#) [Cancel](#) [Save & Exit](#) [Continue to payment.](#)

This is the Detailed Fee Structure with checks next to the fees for this Project

The screenshot displays the South Coast Air Quality Management District (AQMD) web portal. A modal window titled "Fee Based on Project Size (Sq. ft)" is open, showing a table of fees for different project sizes. The table has three columns: Project Size Range, Fee Amount, and a checkbox for selection. The "10,001 to 50,000" range is selected with a checkmark. Below the table is an "Additional Fee" section with several items, each with a fee amount and a checkbox. The "Procedure 4 Or 5 Plan" and "Expedited Procedure 4 Or 5 Plan" items are selected with checkmarks. The background shows the "Edit Notification" form with various sections like "Project Type", "Contractor Information", "Site Information", "Project Information", "Waste Information", "Document Upload", "Fee Payment", and "Submit". A tooltip is visible on the right side of the form, and buttons for "Save & Exit" and "Continue to payment" are at the bottom.

Project Size Range (Sq. ft)	Fee Amount	Selected
1,000 or less	\$ 59.37	<input type="checkbox"/>
1,001 to 5,000	\$ 181.53	<input type="checkbox"/>
5,001 to 10,000	\$ 424.95	<input type="checkbox"/>
10,001 to 50,000	\$ 666.33	<input checked="" type="checkbox"/>
50,001 to 100,000	\$ 965.68	<input type="checkbox"/>
100,001 to more	\$ 1609.46	<input type="checkbox"/>

Additional Fee	Fee Amount	Selected
Special Handling Fee	\$ 59.37	<input type="checkbox"/>
Revision To Notification	\$ 59.37	<input type="checkbox"/>
Planned Renovation	\$ 666.33	<input type="checkbox"/>
Procedure 4 Or 5 Plan	\$ 666.33	<input checked="" type="checkbox"/>
Expedited Procedure 4 Or 5 Plan	\$ 333.16	<input checked="" type="checkbox"/>
Pre-Approved Procedure 4 or 5	\$ 333.16	<input type="checkbox"/>

Online Payment choices

The screenshot shows a web page for the South Coast Air Quality Management District (AQMD). The page title is "Online Payment - Payment Method". On the left, there is a navigation menu with the AQMD logo and links for "Online Invoice Payment", "Online Voucher Payment", and "FAQ". The main content area contains instructions to select a payment method and click "Next". Two radio button options are provided: "Credit card (convenience fee will be charged)" and "E-Check / Checking or savings account (no charge)". A "Next" button is located at the bottom right of the main content area. A "Hide Tooltip" button is visible in the top right corner of the page header.

South Coast Air Quality Management District

Online Payment - Payment Method Hide Tooltip

South Coast AQMD

Online Invoice Payment

Online Voucher Payment

FAQ

Please select the payment method you would like to use and click "**Next**" to proceed with Checkout.

Please note: For credit card payments, a convenience fee will be added at the time of payment. The convenience fee is not retained by SCAQMD.


Select a Payment Method:

- Credit card (convenience fee will be charged)
- E-Check / Checking or savings account (no charge)

Next

For questions or information, please [click here](#) for help.

Invoice



South Coast
AQMD

Online Invoice
Payment

Online Voucher
Payment

FAQ

^

South Coast Air Quality Management District

Online Invoice Payment - Confirmation

Hide Tooltip

Please review the list of Invoice(s) you have selected for payment.
Click the "**Checkout**" button below to pay.

Invoice Number	Invoice Type	Invoice Balance
2208937	Asbestos	\$1665.82
		Total: <u>\$1665.82</u>

Invoice(s) Total: **\$1665.82**

Payment Method: **Checking or Savings Account**

[Back](#) [Checkout](#)

For questions or information, please [click here](#) for help.

Pay by e-check ...

SCAQMD Online Payment

Payment Details

Complete the information below and click "Continue".

Payment Method:

Bank Account Information

Type of Check:

Routing Number:

Re-enter Routing Number:

Account Number:

Re-enter Account Number:

[Read more...](#)

Billing Information

*Name:

*Address:

*City:

*State:

*Zip:

Phone:

*Email:

*Required fields.
Billing Information must match Account information.

Please print a copy of your receipt for your records.

[Terms of Payment](#) | [Terms of Use](#) | [Privacy & Security Policy](#)

[Browser Support](#)

... or Credit/Debit card



SCAQMD Online Payment

Payment Details

Complete the information below and click "Continue."

Payment Method:

Card Information

Card Number

Re-enter Card Number

Expiration Date

Card Identification Code



Billing Information

*Name

*Address

*City

*State

*Zip

Phone

*Email

*Required fields.
Billing Information must match Account information.

[Terms of Payment](#) | [Terms of Use](#) | [Privacy & Security Policy](#)

[Browser Support](#)



Process Payment



SCAQMD Online Payment

Payment Confirmation
Click "Process Payment" to proceed.

Facility ID : [REDACTED]

Facility Name : [REDACTED]

Invoice Amount	Invoice Type	Amount Due
2208937	Asbestos	\$1,665.82
		Payment Amount: \$1,665.82

Bank Account Information

Account Number **** [REDACTED]
Routing Number **** [REDACTED]



Warning: Please do not click the 'Process Payment' button more than once to prevent duplicate payment. Once you click "Process Payment", you will not be able to make changes to your payment or to change or revoke your authorization for this payment as it is processed immediately.

Billing Information

*Name [REDACTED]
Country [REDACTED]
*Address [REDACTED]
*City [REDACTED]
*State [REDACTED]
*Zip [REDACTED]
Phone [REDACTED]
*Email [REDACTED]

[Go Back/Edit](#) [Cancel](#) [Process Payment](#)

Thank you for your payment



SCAQMD Online Payment

Thank you for your payment.

Please print this receipt and keep it for your records.

Facility ID :

[REDACTED]

Facility Name :

[REDACTED]

Invoice Amount	Invoice Type	Amount Due
2208937	Asbestos	\$1,665.82
		Payment Amount: \$1,665.82

By consenting with the processing of this transaction, you are authorizing to debit your account for a one-time payment that may be processed as early as today. If you need to stop payment on this transaction you may contact your financial institution. If stop payment is not received in a timely manner, it may not be stopped. If you have any questions you may contact our Customer Support.

Receipt Number:

[REDACTED]

Transaction Date: 08/24/2016 09:45 AM

Payment Type: echeck

*** [REDACTED]

Print

View as PDF

Finish



[Terms of Payment](#) | [Terms of Use](#) | [Privacy & Security Policy](#)

Back to the Web App, all of the Notification information is in place

South Coast Air Quality Management District

Edit Notification

Facility ID: [REDACTED], Emergency Procedure 5 Asbestos Removal

Definition of Terms/Phrases/Actions on this page [Show/Hide](#)

- Project Type
- Contractor Information
- Site Information
- Project Information
- Waste Information
- Document Upload
- Fee Payment
- Submit

[Preview](#)

Project Type

Project Type
Emergency Procedure 5 Asbestos Removal

Completed By [REDACTED] User Phone [REDACTED]

Contractor Information

Company Name [REDACTED]

Street # [REDACTED] Street Name [REDACTED]

City [REDACTED] State CA Zip 91702

CSLB License # 123456 OSHA Registration 123

Site Supervisor #1 Supe [REDACTED] Phone [REDACTED]

Site Information

Site Name Project #

Back to the Web App, all of the Notification information is in place

The screenshot displays the South Coast Air Quality Management District (AQMD) web application interface. The header features the AQMD logo and the text "South Coast Air Quality Management District". A left-hand navigation menu includes links for Dashboard, New Notification, User Preferences, Rule 1403 FAQ, Asbestos Survey Report Checklist, Procedure 5 Guidelines, My Account, Reports, and Logout. The main content area is a form for creating a notification, divided into several sections:

- Site Supervisor #1:** A text field containing "Supe" and a "Phone" field with a redacted value.
- Site Information:** A section containing:
 - Site Name:** "@824 Emergency P5" and **Project #:** "8/24".
 - Street #:** A redacted field and **Street Name:** "S Main St".
 - Cross Street:** A redacted field and **County:** A redacted field.
 - City:** "Pomona" and **State:** "CA", **Zip:** A redacted field.
- Site Owner Name:** A text field containing "Owner".
- Address:** A text field containing "123 S Main St".
- City:** A redacted field, **State:** "CA", and **Zip:** A redacted field.
- Project Start Date:** "8/24/2016", **Project End Date:** "8/25/2016", and **Project Work Shift(s):** "Day".
- Building Size in Sq.ft:** "3000", **Number of Floors:** "2", and **Building Age (years):** "25".
- Number of Building/Dwelling Units:** "2" and **Building Current/Prior Use:** "House".
- Asbestos Survey:** "Yes", **Asbestos Found:** "Yes", and **Asbestos Removed:** "No".
- Building to be Demolished:** A redacted field, **Describe Work:** A redacted field, and **Describe work Location:** A redacted field.

Balance Due is zero, and click Request Review (for Procedure 5)

The screenshot displays the South Coast Air Quality Management District (AQMD) website interface. On the left is a blue navigation sidebar with the AQMD logo and various menu items. The main content area is titled "South Coast Air Quality Management District" and contains several sections: "Waste Storage Site", "Landfill", and "Fee Payment". The "Fee Payment" section includes a table with fee details and a summary of the total fee, payment made, and balance due.

South Coast Air Quality Management District

Waste Storage Site

Address: [Redacted]

City: [Redacted] State: CA Zip: [Redacted]

Landfill

AZUSA LAND RECLAMATION

Address: 1211 W. GLADSTONE ST.

City: AZUSA State: CA Zip: 91702

Fee Payment

[Click here to get a detailed fee structure](#)

Total Amount of Asbestos to be Removed in sq.ft: 10500

Project Size Fee	Additional Fee	Expedited Fee
666.33	666.33	333.16

Total Fee	\$ 1665.82
Payment Made	\$ 1665.82
Balance Due	\$ 0.00

Buttons: Previous, Cancel, Email, Print, Request Review

Back at the Dashboard, you can see that the P5 is Waiting Review
That's what we'll see too

South Coast Air Quality Management District

Dashboard

Definition of Terms/Phrases/Actions on this page [Show/Hide](#)

Search By Search

View: All

Show 10 entries

Project #	Project Start Date	Notification No	Site Name	Street #	Street Name	Modification Date	Status	Actions
8/24	8/24/2016	230308	@824 Emergency P5	123	S Main St	8/24/2016 7:48:08 AM	Waiting Review by Christopher Ravenstein	Action Review View
76687	9/7/2016	230309	test refund	21865	copley dr	8/24/2016 7:45:43 AM	Payment Success	Action
76898	8/24/2016	230307	test refund	21865	copley dr	8/24/2016 7:21:51 AM	Payment Success	Action
53017	9/7/2016	230306	demolition routine by subbu	21865	copley dr	8/24/2016 6:43:51 AM	Payment Needed	Action
53017	9/7/2016	230305	demolition routine by subbu	21865	copley dr	8/24/2016 6:36:05 AM	In Revision	Action
53017	9/7/2016	230304	demolition routine by subbu	21865	copley dr	8/24/2016 6:32:34 AM	Revised	Action
53017	9/7/2016	230303	demolition routine by subbu	21865	copley dr	8/24/2016 6:28:06 AM	Revised	Action
53017	9/7/2016	230299	demolition routine by subbu	21865	copley dr	8/24/2016 6:05:32 AM	Revised	Action
852147	8/24/2016	230302	demolition gov ordered by subbu	21865	copley dr	8/24/2016 2:54:22 AM	Submitted	Action

When we Review the Procedure 5, we'll Approve or Return for Corrections (Reject)

South Coast Air Quality Management District

South Coast AQMD

- Admin Menu +
- Dashboard
- New Notification
- User Preferences
- Rule 1403 FAQ
- Asbestos Survey Report Checklist
- Procedure 5 Guidelines
- My Account
- Reports
- Logout

3845 E. LARSEL DR
City: ANAHEIM State: CA Zip: 92807

Waste Storage Site
Address: [REDACTED]
City: [REDACTED] State: CA Zip: [REDACTED]

Landfill
AZUSA LAND RECLAMATION
Address: 1211 W. GLADSTONE ST.
City: AZUSA State: CA Zip: 91702

Fee Payment

[Click here to get a detailed fee structure](#)

Total Amount of Asbestos to be Removed in sq.ft: 10500

Project Size Fee	Additional Fee	Expedited Fee
666.33	666.33	333.16

Total Fee	\$ 1665.82
Payment Made	\$ 1665.82
Balance Due	\$ 0.00

Previous Cancel Email Print Approve Reject

Once Approved, you'll see Review Complete

South Coast Air Quality Management District

Dashboard Hide Tooltip

Definition of Terms/Phrases/Actions on this page [Show/Hide](#)

Search:

View: **All** Action

Show **10** entries

<input type="checkbox"/>	Project #	Project Start Date	Notification No	Site Name	Street #	Street Name	Modification Date	Status	Actions
<input type="checkbox"/>	8/24	8/24/2016		@824 Emergency P5	123	S Main St	8/24/2016 7:49:40 AM	Review Complete by Christopher Ravenstein	Action
<input type="checkbox"/>	76687	9/7/2016		test refund	21865	copley dr	8/24/2016 7:45:43 AM	Payment Success	Action
<input type="checkbox"/>	53017	9/7/2016		demolition routine by subbu	21865	copley dr	8/24/2016 6:43:51 AM	Payment Needed	Action
<input type="checkbox"/>	53017	9/7/2016	230305	demolition routine by subbu	21865	copley dr	8/24/2016 6:36:05 AM	In Revision	Action
<input type="checkbox"/>	53017	9/7/2016	230304	demolition routine by subbu	21865	copley dr	8/24/2016 6:32:34 AM	Revised	Action
<input type="checkbox"/>	53017	9/7/2016	230303	demolition routine by subbu	21865	copley dr	8/24/2016 6:28:06 AM	Revised	Action
<input type="checkbox"/>	53017	9/7/2016	230299	demolition routine by subbu	21865	copley dr	8/24/2016 6:05:32 AM	Revised	Action
<input type="checkbox"/>	852147	8/24/2016	230302	demolition gov ordered by subbu	21865	copley dr	8/24/2016 2:54:22 AM	Submitted	Action
<input type="checkbox"/>	84574	8/24/2016	230301	asb p5 emg by subbu	21865	copley dr	8/24/2016 2:46:58 AM	Submitted	Action

The Approved Procedure 5 now shows who Approved it and when

South Coast Air Quality Management District

Edit Notification

Facility ID:

Step View Form View

Definition of Terms/Phrases/Actions on this page [Show/Hide](#)

Below on the left

Here you find the different sections of the Rule 1403 Notification to be completed. You can jump to any portion of the form by clicking the name of the section: Project Type, Contractor Information, Site Information, etc. You will not be able to complete the Notification until all required information has been entered into its designated section.

Below on the right

On this page, you see the filled-in Notification Form. The Form can no longer be edited. At the bottom of this page, you will see a Fee Payment Summary.

If the Payment Process has been completed, you will see the blue "Sign & Submit" button. If you are authorized to Sign this Notification, you may click the blue "Sign & Submit" button to finish the process for this Notification.

If the Payment Process has not yet completed, you will see a message "Your Payment is being processed, please return to the Dashboard". Refreshing your Dashboard periodically will let you know when Notifications move from "Payment In-Process" to "Payment Successful". Once Payment is successful, you can select "Submit" under "Actions" at the Dashboard to Sign & Submit the Notification

- Project Type
- Contractor Information
- Site Information
- Project Information
- Waste Information
- Document Upload
- Fee Payment
- Submit

Project Type

Project Type:

Approved By: Date:

Completed By: User Phone:

Contractor Information

Company Name:

Street #: Street Name:

[Preview](#)

Notifications that have been completed and paid for are ready to be Signed & Submitted, so you must click Generate Notification

South Coast Air Quality Management District

South Coast AQMD

- Dashboard
- New Notification
- User Preferences
- Rule 1403 FAQ
- Asbestos Survey Report Checklist
- Procedure 5 Guidelines
- My Account
- Reports
- Logout

Address

City State Zip

CA

Landfill

AZUSA LAND RECLAMATION

Address

1211 W. GLADSTONE ST.

City State Zip

AZUSA CA 91702

Fee Payment

[Click here to get a detailed fee structure](#)

Total Amount of Asbestos to be Removed in sq.ft

10500

Project Size Fee	Additional Fee	Expedited Fee
666.33	666.33	333.16

Total Fee	\$ 1665.82
Payment Made	\$ 1665.82
Balance Due	\$ 0.00

By clicking the Generate Notification button below and Sign & Submit button on next screen, I certify that an individual trained in the provisions of SCAQMD Rule 1403 and the Asbestos NESHAP (CFR Title 40, Part 61, Subpart M) will be onsite during the demolition or renovation and evidence that the required training has been accomplished by this person will be available for inspection during normal business hours. In addition, I certify that all of the information contained herein and information submitted with this Notification is true and correct.

Previous Cancel Email Print **Generate Notification**

This is the bottom of the Generate Notification page
Above is an embedded copy of the Notification
Here, you see the final steps and the Sign and Submit button

The screenshot shows the bottom portion of a web application interface. On the left is a blue sidebar with the South Coast AQMD logo and navigation links: Dashboard, My Account, My Reports, User Management, and Logout. The main content area is white with a dark blue header. The header contains a user name 'Sc...' and 'enstein'. Below the header, there are several sections:

- Agreement:** A toggle switch labeled 'I agree that I have read the document'.
- File Attachments:** A table with three rows, each containing a file name and a toggle switch for agreement.

File Name	Agreement
1. D20160824-T074231-ReportID[1422]-EmergencyLetter-P5 Test.txt	<input type="checkbox"/> I agree that I have read the document
2. D20160824-T074240-ReportID[1422]-Procedure5CleanUpPlan-Emergency Letter Test.txt	<input type="checkbox"/> I agree that I have read the document
3. D20160824-T074243-ReportID[1422]-SiteSurvey-Survey Test.txt	<input type="checkbox"/> I agree that I have read the document
- AQMD Certification Statement:** A text area containing a certification statement and a toggle switch for agreement.

I am the owner of this account. I have protected the account/password and am in compliance with the Subscriber Agreement submitted to obtain the account being used. I am authorized to submit the reports on behalf of the facility. I agree that by providing account password to sign the document constitutes an electronic signature which is equivalent to my wet ink signature. I understand these attestations pertain to the implementation, oversight, and enforcement of a federal program and are true to the best of my knowledge.

I certify that by signing and submitting this agreement, I have read, understand, and accept the terms and conditions of the electronic signature agreement.

I certify under penalty of law that I have personally examined and am familiar with the information submitted in this report and I believe that the information is true, accurate and complete. I am aware that there are significant penalties for submitting false information, including the possibility of fine and imprisonment.

I understand and agree that I will be held as legally bound, obligated, or responsible by my use of my electronic signature as I would be using my hand-written signature, and that legal action can be taken against me based on my use of my electronic signature in knowingly submitting false information in an electronic document to the SCAQMD Electronic Reporting System.

I agree that I have read the statement
- Identity Verification:** Two input fields for login password and security question answer.
 - Please enter your login password:
 - What is the name of the place your wedding reception was held?:
- Submission:** A final instruction and a 'Sign & Submit Report' button.

In order to submit the report, please ensure that you have checked all the checkboxes, provide your login password and the answer to one of your randomly selected security question.

Once you click Sign & Submit, the Notification Status will change to Submitted, you will receive an email with a PDF copy of the Notification, and the Notification can be Revised or Canceled

The screenshot shows the South Coast Air Quality Management District (AQMD) dashboard. The header includes the AQMD logo and the text "South Coast Air Quality Management District". The main content area is titled "Dashboard" and contains a "Definition of Terms/Phrases/Actions on this page [Show/Hide](#)" link. Below this, there are filters for "View: All" and "Show 10 entries". A search bar is also present. The main data is presented in a table with columns for Project #, Project Start Date, Notification No, Site Name, Street #, Street Name, Modification Date, Status, and Actions. An orange arrow points to the notification with Notification No 230302, which has a Status of "Submitted".

Project #	Project Start Date	Notification No	Site Name	Street #	Street Name	Modification Date	Status	Actions
8/24	8/24/2016		@824 Emergency P5	123	S Main St	8/24/2016 7:49:40 AM	Review Complete by Christopher Ravenstein	Action
76687	9/7/2016		test refund	21865	copley dr	8/24/2016 7:45:43 AM	Payment Success	Action
53017	9/7/2016		demolition routine by subbu	21865	copley dr	8/24/2016 6:43:51 AM	Payment Needed	Action
53017	9/7/2016	230305	demolition routine by subbu	21865	copley dr	8/24/2016 6:36:05 AM	In Revision	Action
53017	9/7/2016	230304	demolition routine by subbu	21865	copley dr	8/24/2016 6:32:34 AM	Revised	Action
53017	9/7/2016	230303	demolition routine by subbu	21865	copley dr	8/24/2016 6:28:06 AM	Revised	Action
53017	9/7/2016	230299	demolition routine by subbu	21865	copley dr	8/24/2016 6:05:32 AM	Revised	Action
852147	8/24/2016	230302	demolition gov ordered by subbu	21865	copley dr	8/24/2016 2:54:22 AM	Submitted	Action
84574	8/24/2016	230301	asb p5 emg by subbu	21865	copley dr	8/24/2016 2:46:58 AM	Submitted	Action

Rule 1403 Web Application

- ALL Contractors will be Required to Submit Notifications through the Web App
- CLASS Compliance will undergo an Update to End Asbestos Notification Entry through CLASS
- Only Homeowners, submitting 10 Working-Day Notifications, will be Allowed to Mail in Notifications