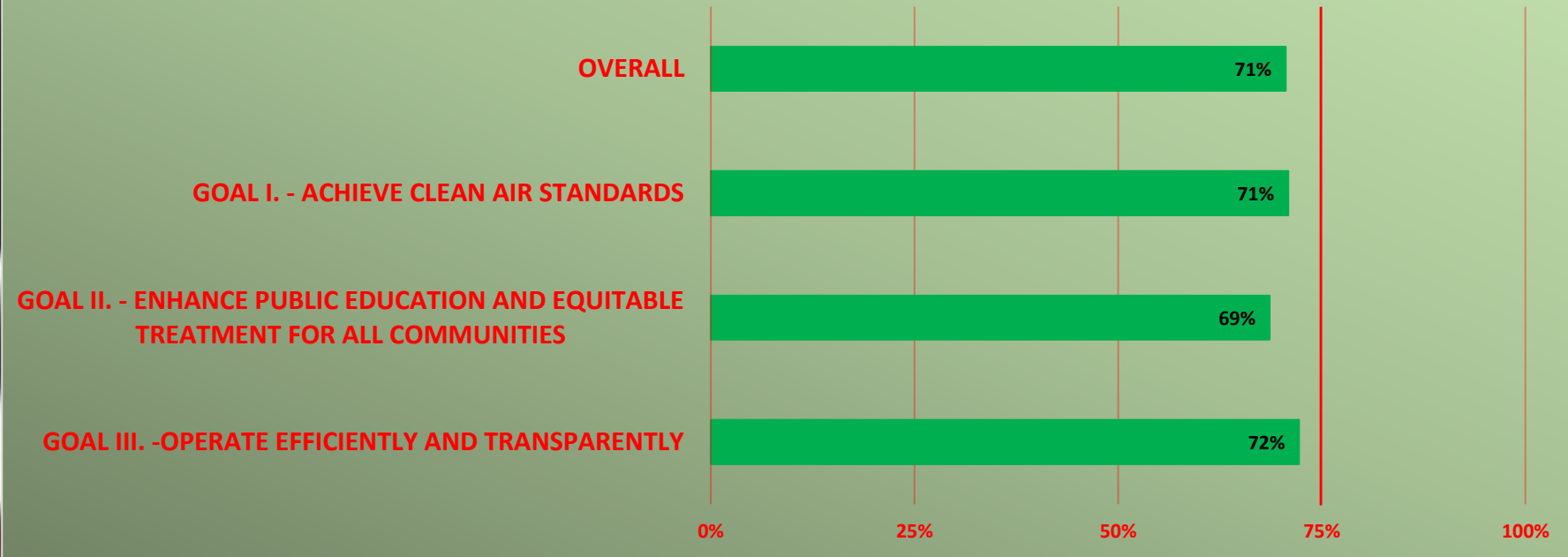


A digital car dashboard is shown, featuring a central speedometer with a needle pointing to 0 and a digital display showing 236. The dashboard also includes a fuel gauge on the left, a tachometer on the right, and various information displays. The text "Goals & Priority Objectives" is overlaid in red at the top, "FY 2019/20 - 3rd Quarter" is overlaid in red in the middle, and "Dashboard" is overlaid in red at the bottom. The background shows the steering wheel and the interior of the car.

Goals & Priority Objectives
FY 2019/20 – 3rd Quarter
Dashboard

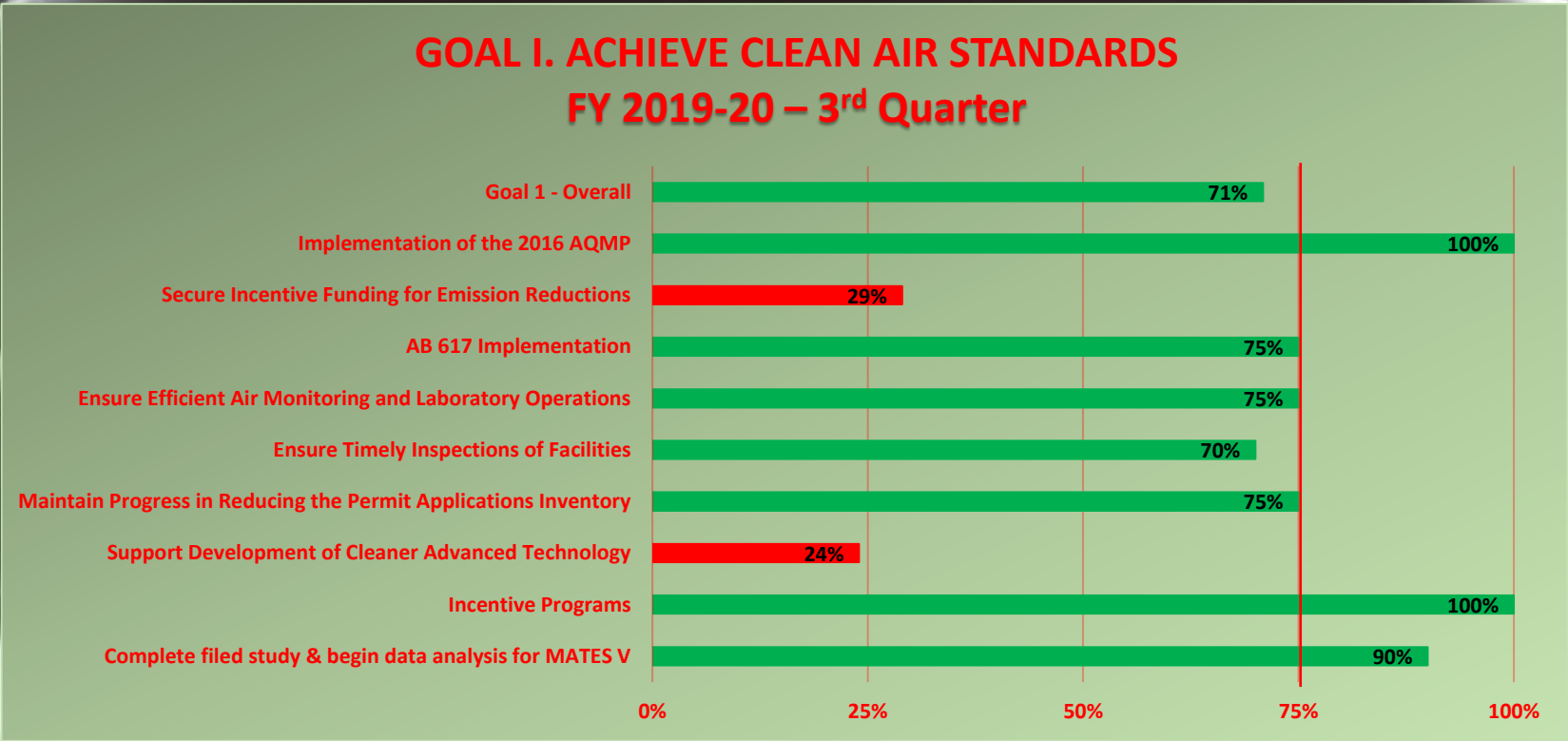
% of Completion	
56.25% +	Green
48.75% - 56.24%	Yellow
37.5%-48.74%	Orange
0%-37.49%	Red

FY 2019-20 Goals & Priority Objectives FY 2019-20 3rd Quarter



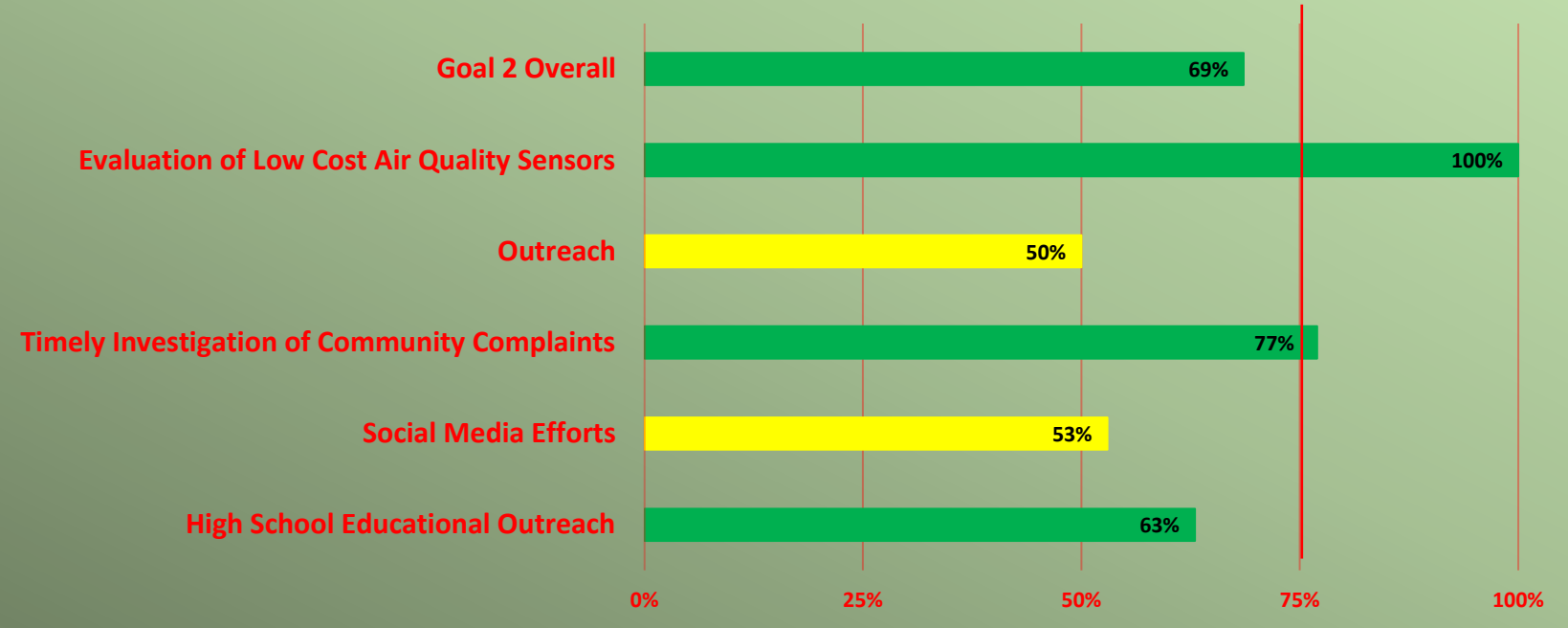
% of Completion	
56.25% +	Green
48.75% - 56.24%	Yellow
37.5%-48.74%	Orange
0%-37.49%	Red

GOAL I. ACHIEVE CLEAN AIR STANDARDS FY 2019-20 – 3rd Quarter



% of Completion	
56.25% +	Green
48.75% - 56.24%	Yellow
37.5%-48.74%	Orange
0%-37.49%	Red

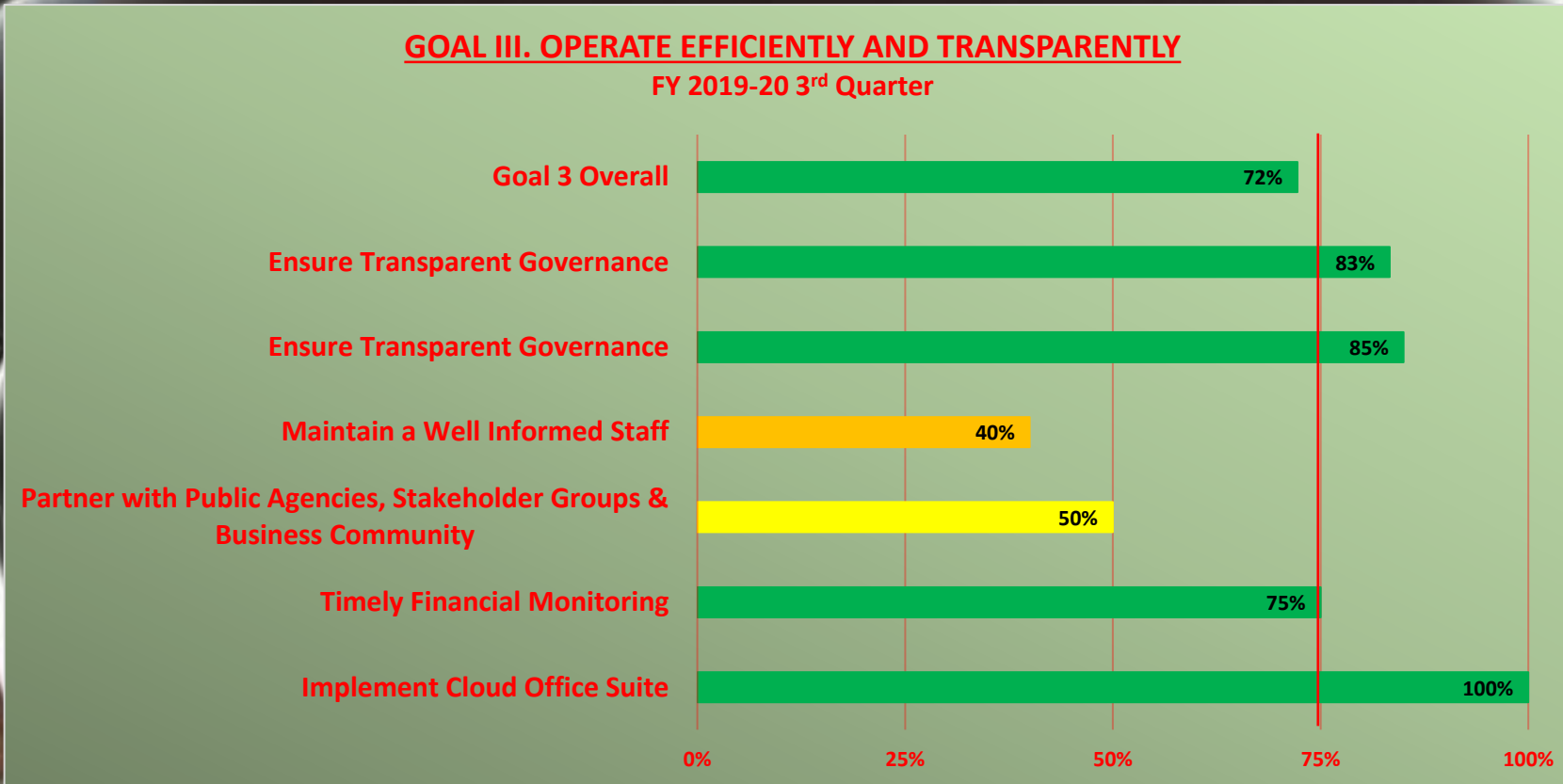
GOAL II. - ENHANCE PUBLIC EDUCATION AND EQUITABLE TREATMENT FOR ALL COMMUNITIES
FY 2019-20 – 3rd Quarter



% of Completion	
56.25% +	Green
48.75% - 56.24%	Yellow
37.5%-48.74%	Orange
0%-37.49%	Red

GOAL III. OPERATE EFFICIENTLY AND TRANSPARENTLY

FY 2019-20 3rd Quarter



Goals & Priority Objectives

FY 2019-20

3rd Quarter Report

GOAL I. ACHIEVE CLEAN AIR STANDARDS

Priority Objective		Responsible Department	Performance Indicator	Performance Measurement	Quarter-to-Date Actual Performance	Y-T-D % Complete	Narrative of Actual Performance
1	Implementation of the 2016 AQMP	PRA	Adherence to adoption and implementation schedules for rules, working groups, assessments and programs as adopted in the 2016 AQMP.	Complete 6 rule adoptions and/or actions that result in achievements towards AQMP emissions reductions.	10 rule adoptions/ amendments for the fiscal year.	100%	Staff continued ongoing rule development for BARCT and RECLAIM landing rules. Staff continued ongoing development of new/amended rules with working group meetings, committee meetings and discussions with stakeholders. New rules for warehouses and railyards continue to be developed.
2	Secure Incentive Funding for Emissions Reduction	EO/LPAM/STA	Dollar amount of new funding sources for pollution reduction projects.	Secure \$300 Million of new funding sources.	\$86M secured through Q3.	29%	Secured incentive funding of \$245 million statewide for air districts, likely to be about \$86 million for the South Coast AQMD.
3	AB 617 Implementation in Communities	PRA/STA	Conduct air monitoring and implement Community Emission Reduction Plans for each of the three Year 1 communities, and conduct outreach to develop recommendations for Year 2 communities	Complete the development and begin implementation of the Community Emission Reduction Plans for each of the three Year 1 communities. Complete the first year of air monitoring for each of the three Year 1 communities.	3 CERPs adopted, and implementation begun. Steering committees formed in 2 newly designated communities. First year of monitoring in 2018-designated communities about 75% complete	75%	Board adopted 3 CERPs for Year 1 communities. Staff submitted the 3 CERPs to CARB for approval, but their Board meeting was postponed due to COVID-19. CERP implementation begun in all 3 Year 1 communities. CARB approved the recommended Year 2 communities, and staff convened Community Steering Committees (CSCs) for both communities. Continued implementation of the Community Air Monitoring Plans (CAMPs) for the three 2018-designated communities. First year of monitoring about 75% complete.

**Goals & Priority Objectives
FY 2019-20
3rd Quarter Report**

GOAL I. ACHIEVE CLEAN AIR STANDARDS (cont.)

Priority Objective		Responsible Department	Performance Indicator	Performance Measurement	Quarter-to-Date Actual Performance	Y-T-D % Complete	Narrative of Actual Performance
4	Ensure Efficient Air Monitoring and Laboratory Operations	STA	Achieve acceptable completion of valid data points out of the scheduled measurements in the South Coast AQMD air monitoring network for NAAQS pollutant before U.S. EPA deadline.	Achieve acceptable valid data completion submitted to U.S. EPA before deadline.	96.2% valid data points.	75%	Completed and submitted over 185,680 valid criteria pollutant data points for the third quarter FY 2019-20 before the March 31, 2020 deadline. This represents 96.2% of the scheduled measurements from October 1 through December 31, 2019.
5	Ensure Timely Inspections of Facilities	C&E	Total number of Title V Inspections completed annually.	Complete 100% Title V Inspections	Completed 233 Title V inspections through Q3.	70%	251 out of 360 Title V facilities inspections have been completed through Q3.
6	Maintain progress in reducing the permit applications inventory	E&P	Number of pending permit applications.	Maintain pending permit applications inventory excluding Permits to Construct issued and RECLAIM transition applications at or near 3,000.	2,326 pending permit applications at the end of Q3.	75%	Pending applications excluding Permits to Construct and RECLAIM transition applications at the end of Q3 was at 2,326.
7	Support Development of Cleaner Advanced Technology	STA	Amount of Clean Fuels Program projects funded.	Fund \$10 Million of Clean Fuels program projects with a 1:4 leveraging ratio.	\$2.4M funding from the Clean Fuels fund.	24%	\$2,391,365 in Clean Fuels funds leveraged with 1:14 ratio for total project costs of \$33,066,335.

**Goals & Priority Objectives
FY 2019-20
3rd Quarter Report**

GOAL I. ACHIEVE CLEAN AIR STANDARDS (cont.)

Priority Objective		Responsible Department	Performance Indicator	Performance Measurement	Quarter-to-Date Actual Performance	Y-T-D % Complete	Narrative of Actual Performance
8	Incentive Programs	PRA/STA	% of grant money executed in contracts.	50% of grant money contracted within six months after receipt of funds.	91% contracted within 6 months.	100%	Staff contracted 91% of the awards since Board approval in December 2019.
9	Complete field study and begin data analysis for the fifth Multiple Air Toxics Exposure Study	PRA/STA	Conduct monitoring and updates to emissions inventory for the evaluation of air toxics health impacts.	Finalize data for fixed-site monitoring at 10 sites, continue updating the emissions inventory, and complete deployment of 5 different advanced monitoring methods.	Field measurements and sample analysis at 100% complete, data validation 100% complete. Emissions inventory at 95% complete, and modeling at 70% complete.	90%	All field samples have been analyzed by the lab and the resulting data has been finalized. All continuous measurements have been finalized. Four out of five advanced monitoring methods have been deployed and the optical tent (fifth method) installation at Phillips 66 Wilmington will resume once UCLA (South Coast AQMD contractor for this project) re-opens in June-July 2020. Monitoring, laboratory analysis and quality assurance at 95% completion. Air toxics and criteria pollutants emissions from all stationary and mobile sectors were evaluated in depth. Modeling-ready emissions inventory and an improved meteorological simulation model have been developed. Preliminary chemical transport modeling of diesel PM and metals and cancer risk estimation have been conducted.

Goals & Priority Objectives

FY 2019-20

3rd Quarter Report

GOAL II. - ENHANCE PUBLIC EDUCATION AND EQUITABLE TREATMENT FOR ALL COMMUNITIES

Priority Objective		Responsible Department	Performance Indicator	Performance Measurement	Quarter-to-Date Actual Performance	Y-T-D % Complete	Narrative of Actual Performance
1	Evaluation of Low Cost Air Quality Sensors	STA	Evaluation and posting of results of low cost air quality sensors that have reached the market.	Evaluate and post results of 75% of sensors that have reached the market.	100% evaluated and posted online.	100%	The AQ-SPEC program has evaluated 81 sensors since its inception and 100% of the field and laboratory reports are posted online
2	Outreach	LPAM	Number of large community outreach events conducted in each County and effective information distribution for major incidents.	Conduct 4 large community outreach events, including 1 in each County. Develop and implement SOPs to provide information to the public as quickly and accurately as possible	Conducted 2 large community outreach events.	50%	Held the 5th Annual Environmental Justice Community Partnership Conference (Building Alliances and Progressive Solutions) in Los Angeles, a Community Faith Based Discussion event at the Delhi Center in Santa Ana, and the Martin Luther King, Jr. Day of Service in Los Angeles. The Cesar Chavez Day of Remembrance event that was scheduled for March 2020 was cancelled due to COVID-19.
3	Timely Investigation of Community Complaints	C&E	Initiate complaint investigation within 2 hours of complaint receipt.	During normal South Coast AQMD business hours, contact 90% of complainants within 2 hours of complaint receipt.	73% of complaints during normal business hours contacted within 2 hours.	77%	Initiation of complaint investigations were within two hours for 3,465 out of 4,506 complaints.
4	Social Media Efforts	LPAM	Percentage increase in number of social media followers.	30% increase in social media followers.	An 7.5% increase on Facebook, 17.4% increase on Twitter, and a 48.8% increase on Instagram.	53%	The number of social media followers increased as listed: Facebook from 3,551 to 3,819; Twitter from 5,319 to 6,242; and Instagram from 660 to 982.

**Goals & Priority Objectives
FY 2019-20
3rd Quarter Report**

GOAL II. - ENHANCE PUBLIC EDUCATION AND EQUITABLE TREATMENT FOR ALL COMMUNITIES (cont.)

Priority Objective		Responsible Department	Performance Indicator	Performance Measurement	Quarter-to-Date Actual Performance	Y-T-D % Complete	Narrative of Actual Performance
5	High School Educational Outreach	LPAM	Number of high schools participating in the air quality education program in environmental justice communities.	Outreach and conduct air quality education program in 100 high schools throughout the 4 Counties in environmental justice communities.	100 schools confirmed, 23 schools started or completed curriculum.	63%	100 schools confirmed, 23 schools started or completed curriculum. Online and website based resources created to continue implementation in the 2019-2020 academic school year.

**Goals & Priority Objectives
FY 2019-20
3rd Quarter Report**

GOAL III. - OPERATE EFFICIENTLY AND TRANSPARENTLY

Priority Objective		Responsible Department	Performance Indicator	Performance Measurement	Quarter-to-Date Actual Performance	Y-T-D % Complete	Narrative of Actual Performance
1	Ensure Transparent Governance	ALL	Percentage of Committee and Board meeting agendas with materials made available to the public one week prior to the meeting.	100% of Committee and Board meeting agendas with materials made available to the public one week prior to the meeting.	83% were submitted on time in Q3.	83%	20 of 24 Committee and Board meeting agendas were provided seven days before the meeting. One meeting did not meet the goal due to being a special meeting, one meeting had revised materials provided two days in advance and two meetings had revised materials provided four days in advance.
2	Ensure Transparent Governance	ALL	Percentage of Stakeholder and Working Group meeting agendas with materials made available prior to the meeting.	100% of Stakeholder and Working Group meeting agendas with materials made available to the public three days prior to the meeting.	94% were submitted on time in Q3.	85%	64 out of the 75 working group meetings reached the performance measure through Q3.
3	Maintain a Well Informed Staff	EO	Number of all staff information sessions offered and conducted.	Offer and conduct 10 information sessions/training for all staff.	4 meetings have been conducted.	40%	Conducted 3 all-hands lunch and learn sessions and 1 all-hands staff meeting. This is slow due to COVID-19.
4	Partner with Public Agencies, Stakeholder Groups, & Business Community	E&P	Number of meetings with Permit Streamlining Task Force subcommittee and stakeholders.	Conduct 2 meetings of the Permit Streamlining Task Force subcommittee and stakeholders.	Conducted 1 of the 2 meetings.	50%	Held 1 meeting in Q2.

**Goals & Priority Objectives
FY 2019-20
3rd Quarter Report**

GOAL III. - OPERATE EFFICIENTLY AND TRANSPARENTLY (Cont.)

Priority Objective		Responsible Department	Performance Indicator	Performance Measurement	Quarter-to-Date Actual Performance	Y-T-D % Complete	Narrative of Actual Performance
5	Timely Financial Monitoring	FIN	Timely budgetary financial reporting.	Submit quarterly budgetary financial reports to the Board within 6 working days of the end of the quarter.	Q1, Q2 and Q3 reports were submitted on time.	75%	The Q3 budgetary financial report was submitted 2 working days after quarter end.
6	Implement Cloud Office Suite	IM	Percentage of staff migrated to a particular cloud office service.	Migrate 100% of staff to cloud office email service.	100%	100%	All staff email mail boxes were migrated to Microsoft Office 365 Cloud.