

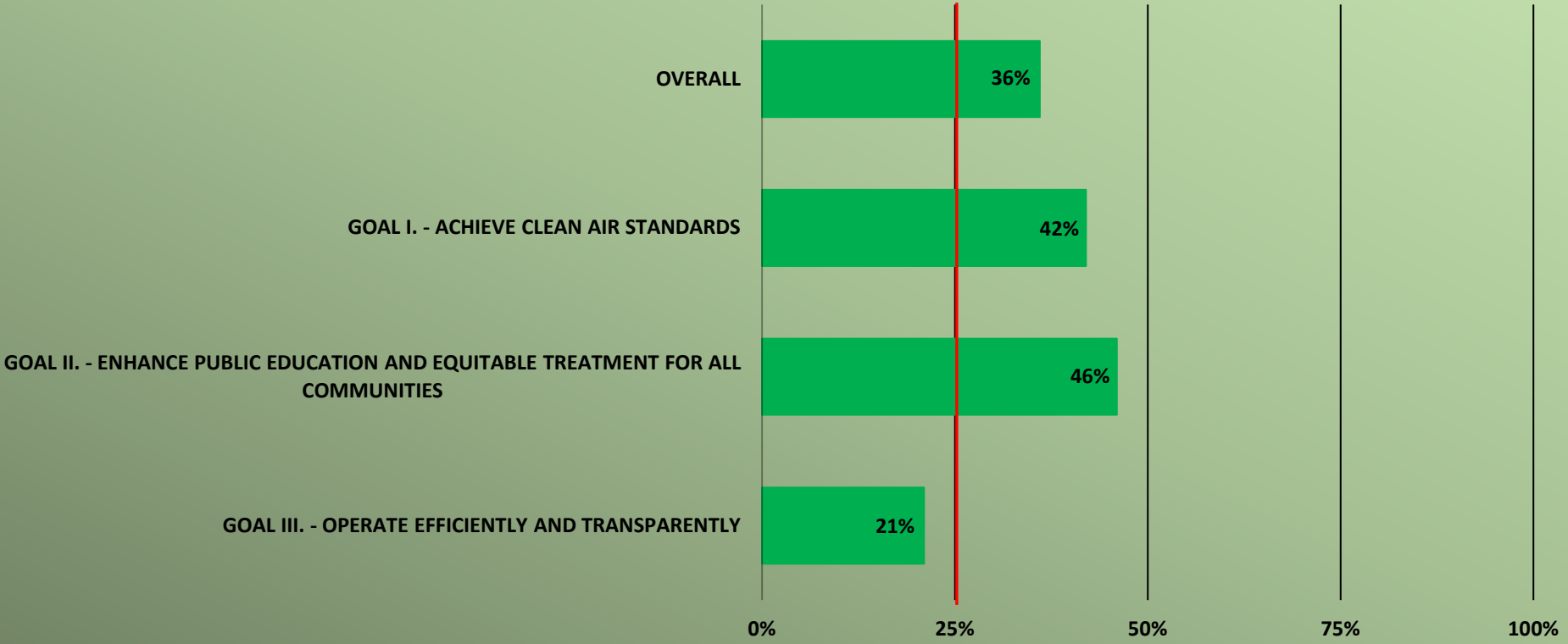
# Goals & Priority Objectives FY 2024-25 – 1<sup>st</sup> Quarter Dashboard



% of Completion	
18.75% +	Green
16.25% - 18.74%	Yellow
12.5%-16.24%	Orange
0%-12.49%	Red

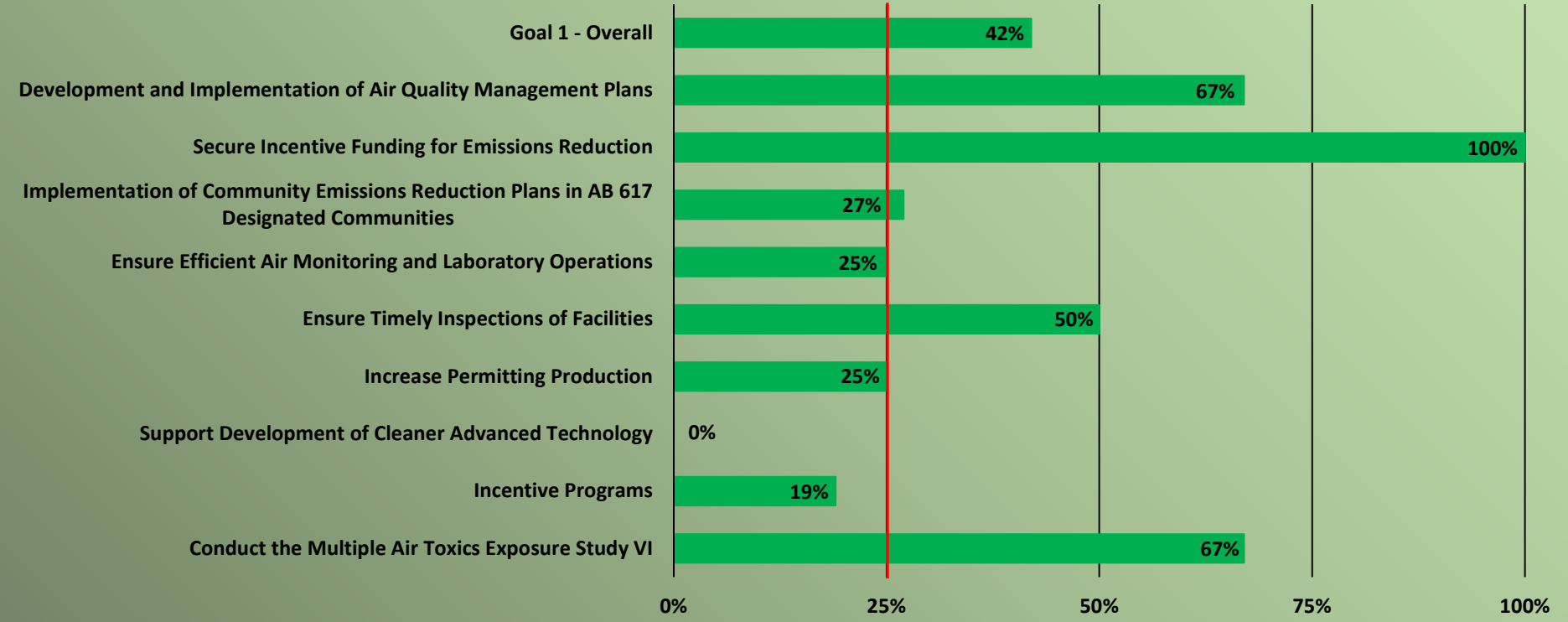
### FY 2024-25 GOALS & PRIORITY OBJECTIVES

#### 1<sup>st</sup> Quarter



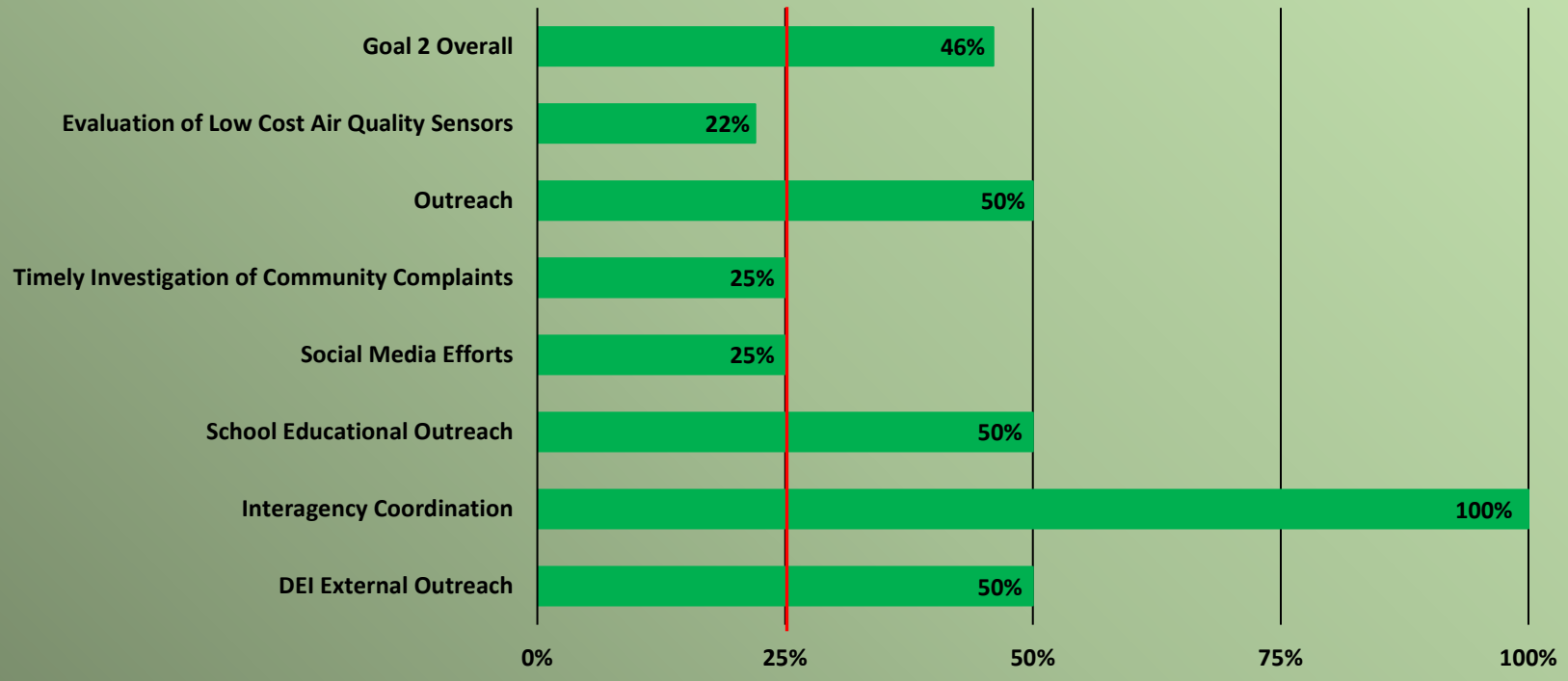
% of Completion	
18.75% +	<span style="background-color: green; width: 15px; height: 15px; display: inline-block;"></span>
16.25% - 18.74%	<span style="background-color: yellow; width: 15px; height: 15px; display: inline-block;"></span>
12.5%-16.24%	<span style="background-color: orange; width: 15px; height: 15px; display: inline-block;"></span>
0%-12.49%	<span style="background-color: red; width: 15px; height: 15px; display: inline-block;"></span>

**GOAL I. ACHIEVE CLEAN AIR STANDARDS  
FY 2024-25 – 1<sup>st</sup> Quarter**



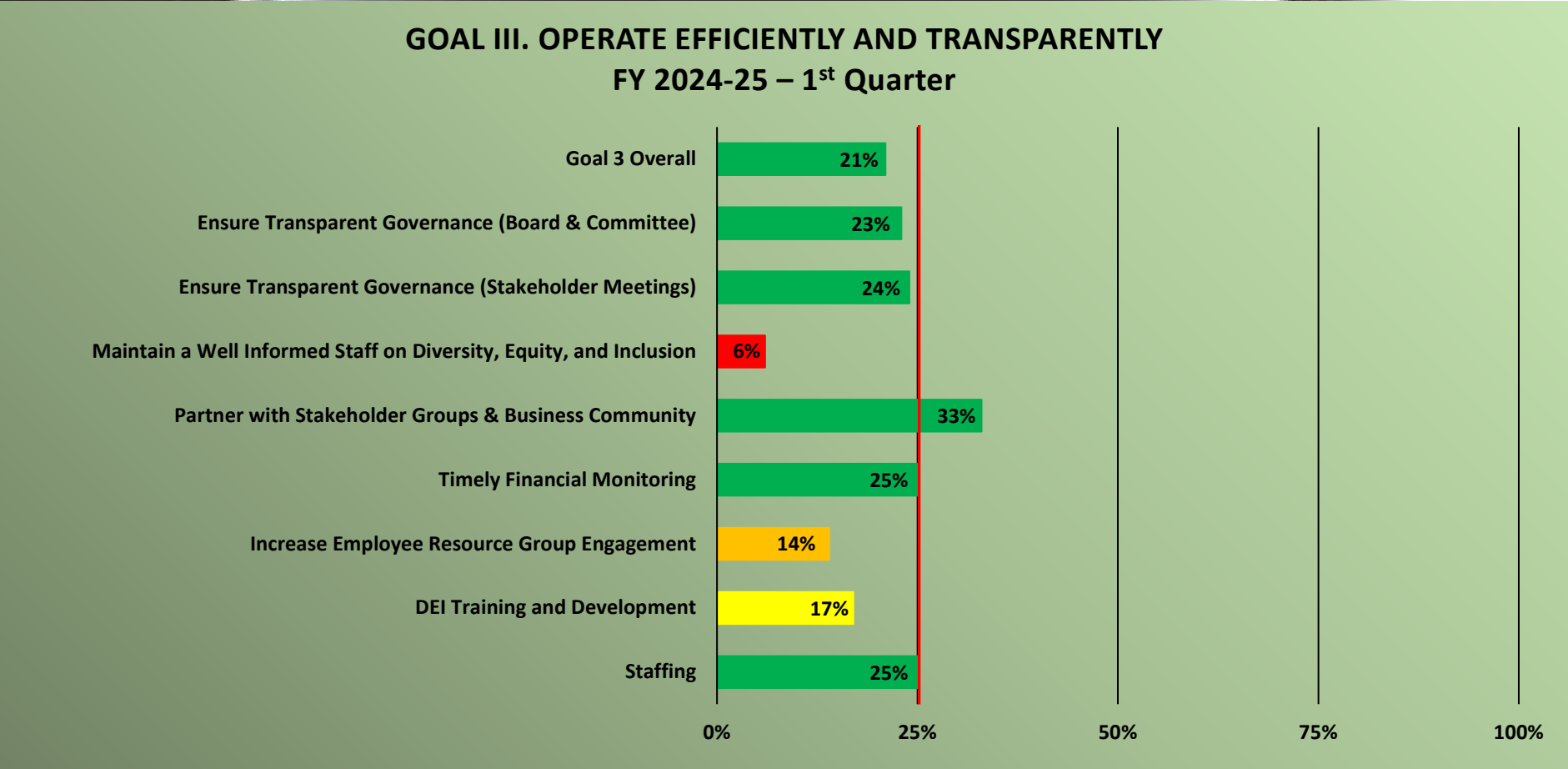
% of Completion	
18.75% +	<span style="background-color: green; width: 15px; height: 15px; display: inline-block;"></span>
16.25% - 18.74%	<span style="background-color: yellow; width: 15px; height: 15px; display: inline-block;"></span>
12.5%-16.24%	<span style="background-color: orange; width: 15px; height: 15px; display: inline-block;"></span>
0%-12.49%	<span style="background-color: red; width: 15px; height: 15px; display: inline-block;"></span>

**GOAL II. - ENHANCE PUBLIC EDUCATION AND EQUITABLE TREATMENT FOR ALL COMMUNITIES**  
**FY 2024-25 – 1<sup>st</sup> Quarter**



% of Completion	
18.75% +	Green
16.25% - 18.74%	Yellow
12.5%-16.24%	Orange
0%-12.49%	Red

**GOAL III. OPERATE EFFICIENTLY AND TRANSPARENTLY  
FY 2024-25 – 1<sup>st</sup> Quarter**



**Goals & Priority Objectives  
FY 2024-25  
1<sup>st</sup> Quarter Report**

**GOAL I. ACHIEVE CLEAN AIR STANDARDS**

Priority Objective		Responsible Department	Performance Indicator	Performance Measurement	Year-to-Date Actual Performance	Y-T-D % Complete	Narrative of Actual Performance
1	Development and Implementation of Air Quality Management Plans	PRDI	Adherence to development, adoption and implementation schedules for rules related to Air Quality Management Plans and timely development of plans.	Complete six rule adoptions and/or actions that result in achievements towards 2016 and 2022 AQMP emissions reductions.	4 rule adoptions and/or actions through Q1.	67%	One rule, Rule 1148.1 (Oil & Gas Production Sites) was amended, and three new rules were adopted – Rule 2306 (Railyard ISR), Rule 316.2 (Fees for Rule 2306), and Rule 1165 (Municipal Waste Incinerators).
2	Secure Incentive Funding for Emissions Reduction	EO/LPAM/TAO	Increase or maintain funding for pollution reduction projects.	Secure funding of \$250 million.	\$511,197,415 secured through Q1.	100%	In Q1, funds received included: \$5.9 million in Enhanced Fleet Modernization Program (EFMP) and Clean Cars 4 All (CC4A); \$5.3 million for the FY 2023-24 Carl Moyer “Year 26” State Reserve Program; and \$499,997,415 from the U.S. EPA Climate Pollution Reduction Grant (CPRG) program for the Infrastructure, Vehicles, and Equipment Strategy for Climate, Equity, Air Quality, and National Competitiveness (INVEST CLEAN) project.

**Goals & Priority Objectives  
FY 2024-25  
1<sup>st</sup> Quarter Report**

**GOAL I. ACHIEVE CLEAN AIR STANDARDS (cont.)**

Priority Objective	Responsible Department	Performance Indicator	Performance Measurement	Year-to-Date Actual Performance	Y-T-D % Complete	Narrative of Actual Performance
3	Implementation of DEI with CAP Community Emissions Reduction Plans (CERPs) in Assembly Bill 617 (AB 617) Designated Communities	DEI	<p>Progress towards implementation of individual AB 617 communities Community Emissions Reduction Plans (CERPs).</p> <p>Four quarterly Community Steering Committee (CSC) meetings for each designated community.</p> <p>One Annual Community Outreach Relations and Engagement outreach event within each designated community.</p> <p>Progress and percentage completion of DEI with CAP CERP action items for each designated community.</p> <p>Complete, release for CSC and public comment, and submit CARB Annual Progress Reports.</p> <p>Update the CERP implementation dashboards quarterly for the six AB 617 designated communities.</p> <p>Redesign each CSC Community website for the six AB 617 designated communities.</p>	Implementation of the Community Emissions Reduction Plan continues for the six communities.	27%	<p>Jul-Sept 2025 Quarterly Meetings: Six All CSC Events (August 2024) One ECV CSC Meeting (September 2024)</p> <p>Outreach/Engagement Events: One SLA Co-Lead Retreat (August 2024) Six CSC Onboarding Workshops (September 2024) Two Participation/Outreach in Community Events</p> <p>Goals and priority objectives with FY 24-25 annual goals in each community are the following: ELABHWC - 2, SBM - 5, WCWLB - 3, ECV - 15, SELA - 8, SLA - 5. The progress made implementing the annual goals for the 38 CERP objectives is 33%.</p>

**Goals & Priority Objectives**  
**FY 2024-25**  
**1<sup>st</sup> Quarter Report**

**GOAL I. ACHIEVE CLEAN AIR STANDARDS (cont.)**

Priority Objective		Responsible Department	Performance Indicator	Performance Measurement	Year-to-Date Actual Performance	Y-T-D % Complete	Narrative of Actual Performance
4	Ensure Efficient Air Monitoring and Laboratory Operations	M&A	Achieve acceptable completion of valid data points out of the scheduled measurements in the South Coast AQMD air monitoring network for NAAQS pollutant before U.S. EPA deadline.	Achieve acceptable valid data completion submitted to U.S. EPA before deadline.	97% valid data points.	25%	Completed and submitted over 224,666 valid criteria pollutants data points for the first quarter of FY 2024-25 before the September 30, 2024 deadline. This represents 97% of the scheduled measurements from April 1 through June 30, 2024 and 97% completeness for all measurements submitted this fiscal year.
5	Ensure Timely Inspections of Facilities	C&E	Total number of Title V inspections completed annually.	Complete 100% of Title V inspections. Based on overlapping reporting periods, Title V inspections will be conducted between January 1 and June 30. During FY Q1 and Q2, staff will plan, review records and data, and conduct preliminary field operations, but inspections will not be completed. Goal is to complete inspections of 40% of Title V facilities in Q3 and 60% in Q4.	Updated information for 100% of Title V facilities.	50%	Updated information for 100% of Title V facilities in Q1 Note: During the official EPA reporting period (10/1/23 through 9/30/24, 338 out of 338 (100%) Title V facilities were inspected.
6	Increase Permitting Production	E&P	Increase permitting production.	Increase production by 500 completions as compared to Calendar Year 2023 completions (5,365). Fiscal Year 2024-25 goal of 5,865 permit completions. Quarterly progress is based on 25% increments of goal.	There were 1,474 permit completions through Q1.	25%	Permit completions have increased to 1,474 for the first quarter of FY 2024-25. This represents 25% of the 5,865 goal for FY 2024-25.

**Goals & Priority Objectives**  
**FY 2024-25**  
**1<sup>st</sup> Quarter Report**

**GOAL I. ACHIEVE CLEAN AIR STANDARDS (cont.)**

Priority Objective		Responsible Department	Performance Indicator	Performance Measurement	Year-to-Date Actual Performance	Y-T-D % Complete	Narrative of Actual Performance
7	Support Development of Cleaner Advanced Technology	TAO	Amount of clean technology projects funded.	Fund \$10 million of clean technology projects.	No clean technology projects were committed in Q1.	0%	No funds were committed in Q1 to support clean technology projects.
8	Incentive Programs	TAO	Percentage of grant money executed in contracts.	50% of grant money contracted within six months after receipt of funds.	Executed approximately \$52M in contracts.	19%	A total of \$52 million was under executed contracts within six months of grant funds received.
9	Conduct the Multiple Air Toxics Exposure Study VI (MATES VI)	PRDI	Progress towards implementation of the MATES VI program.	Begin air toxics monitoring at ten fixed sites for MATES VI, commence a study on Brake & Tire/Road wear, and conduct at least one MATES VI Technical Advisory Group meeting.	YTD # of MATES VI Technical Advisory Group Meetings: 1  Study on Brake & Tire/Road wear has commenced.	67%	Air toxics monitoring is expected to begin in early 2025. Four Technical Advisory Group meetings were held for MATES VI, with one occurring during the FY 2024-25.

**Goals & Priority Objectives**  
**FY 2024-25**  
**1<sup>st</sup> Quarter Report**

**GOAL II. - ENHANCE PUBLIC EDUCATION AND EQUITABLE TREATMENT FOR ALL COMMUNITIES**

Priority Objective		Responsible Department	Performance Indicator	Performance Measurement	Year-to-Date Actual Performance	Y-T-D % Complete	Narrative of Actual Performance
1	Evaluation of Low Cost Air Quality Sensors	M&A	Evaluation and posting of results of low cost air quality sensors that have reached the market.	Evaluate and post results of 75% of sensors that have reached the market.	Completed evaluation and posting of results of 2 out of 3 sensors.	22%	AQ-SPEC has evaluated 245 sensors since its inception and 100% of the field and laboratory performance evaluation reports are posted online. AQ-SPEC is actively looking in the US, European, and international markets for commercially available sensors to test.
2	Outreach	LPAM	Number of community outreach events conducted in each County and effective information distribution for South Coast AQMD programs.	Conduct/participate in four community outreach events, including one in each County.	Two community events were conducted through Q1.	50%	In Q1, staff worked with U.S. Senator Alex Padilla, U.S. EPA, and CARB to hold a press event to announce the historic awarding of nearly \$500 million through the U.S. EPA's Climate Pollution Reduction Grant program. Additionally, on September 21, South Coast AQMD sponsored and hosted an outreach booth for the approximately 2,000 attendees at the 29 <sup>th</sup> Annual Central Jazz Festival in Los Angeles.
3	Timely Investigation of Community Complaints	C&E	Initiate complaint investigation by close of business on the next business day, thereby allowing for flexibility to prioritize high priority incidents.	Contact 100% of complainants by the close of business on the next business day.	99% complainants contacted by the close of business on the next business day.	25%	Complaint investigations were initiated by the end of the next business day for 3,266 out of 3,292 complaints in Q1.

**Goals & Priority Objectives  
FY 2024-25  
1<sup>st</sup> Quarter Report**

**GOAL II. - ENHANCE PUBLIC EDUCATION AND EQUITABLE TREATMENT FOR ALL COMMUNITIES (cont.)**

Priority Objective		Responsible Department	Performance Indicator	Performance Measurement	Year-to-Date Actual Performance	Y-T-D % Complete	Narrative of Actual Performance
4	Social Media Efforts	LPAM	Increase in audience engagement through impressions (views) of shared information via outreach for South Coast AQMD events, programs and major incidents across X, Facebook, Instagram and LinkedIn social channels.	Continue efforts to increase impressions and engagement on posts and/or campaigns with a monthly average goal of 4,000 LinkedIn impressions / 2,400 Instagram impressions / 8,000 Facebook impressions / 48,000 X impressions on posts.	Total Impressions:  LinkedIn: 40,618 Instagram: 242,393 Facebook: 124,806 X: 693,100	25%	Q1 highlights include Dust, Odor, Ozone and Smoke advisories. Line and Roblar Fire Smoke Advisory garnered most exposure with 30,900+ X impressions. Live streams included August & September Governing Board meetings and two AB 617 Community Steering Committee meetings (All CSC + ECV).
5	School Educational Outreach	LPAM	Promote use of WHAM and CAPES curriculum to schools, youth groups, and other organizations throughout the four counties. Hold annual Earth Day webinars.	Outreach to 100 K-12 schools, youth groups, and/or other organizations in all four counties to provide WHAM and CAPES curriculum. Host one Earth Day webinar each for elementary, middle, and high schools, featuring WHAM and CAPES curriculum.	Outreach to 3,294 schools, youth groups, and/or other organizations through Q1.	50%	In Q1, begun outreach and engagement for CAPES and WHAM for the 2025 school year, including four completed implementations for CAPES and 33 completed implementations for WHAM. Staff conducted outreach to over 3,000 CAPES and WHAM contacts. The Earth Day webinars will be held on April 22, 2025.

**Goals & Priority Objectives  
FY 2024-25  
1<sup>st</sup> Quarter Report**

**GOAL II. - ENHANCE PUBLIC EDUCATION AND EQUITABLE TREATMENT FOR ALL COMMUNITIES (cont.)**

Priority Objective		Responsible Department	Performance Indicator	Performance Measurement	Year-to-Date Actual Performance	Y-T-D % Complete	Narrative of Actual Performance
6	Interagency Coordination	C&E	Number of meetings with local, state, and/or federal agency partners to collaborate on investigations and other enforcement matters.	Conduct/participate in at least one interagency coordination meeting per quarter. Continue efforts to improve information sharing and conduct joint investigations with other governmental agencies, as well as to streamline referral procedures.	Conducted/participated in seven interagency coordination meetings.	100%	In addition to more than 20 regularly-scheduled interagency meetings on a variety of topics, participated in seven meetings with local, state, and/or federal agency partners to collaborate on investigations and other enforcement matters.
7	DEI External Outreach	DEI	Establish baseline number of DEI/EJ related outreach initiatives in the community.	<p>Quarterly Young Leaders Advisory Council (YLAC) meetings.</p> <p>Six Critical Community Conversations for Purposeful Outreach (C3PO) Events.</p> <p>Six Statewide DEI/EJ Stakeholder Meetings.</p> <p>Training, Facilitation, Leadership Development and Evaluation of Governing Board Summer Intern program.</p>	<p>YTD # of YLAC Meetings: 1</p> <p>YTD # of C3PO Events: 0</p> <p>YTD # of Statewide DEI/EJ Meetings: 7</p>	50%	<p>YLAC Meetings (1): YLAC Meeting (August)</p> <p>Statewide DEI/EJ Events (7):            Three EPA Region 9 Meetings (July, August, &amp; September)            Three Statewide DEI Meetings (July, August, &amp; September)            SCOPE Roots and Blooms Gala - 30th Anniversary (September)</p> <p>Governing Board Summer Intern Program (6):            (75% of the 23/24 program completed within Q1):            Three Intern Cohort Check-In with DEI (July)            Intern Community Engagement Event - Refinery Tour (July)            Intern Exit Interviews with DEI (July)            Intern Governing Board Breakfast (August)</p>

**Goals & Priority Objectives  
FY 2024-25  
1<sup>st</sup> Quarter Report**

**GOAL III. - OPERATE EFFICIENTLY AND TRANSPARENTLY**

Priority Objective		Responsible Department	Performance Indicator	Performance Measurement	Year-to-Date Actual Performance	Y-T-D % Complete	Narrative of Actual Performance
1	Ensure Transparent Governance (Board & Committee)	GB	Percentage of Committee and Board meeting agendas with materials made available to the public one week prior to the meeting.	100% of Committee and Board meeting agendas with materials made available to the public one week prior to the meeting.	90% were submitted on time through Q1.	23%	In Q1, 9 of 10 Committee and Board meeting agendas were provided seven days before the meeting. One meeting did not meet the goal. YTD, 9 of 10 Committee and Board meeting agendas were provided seven days before the meeting.
2	Ensure Transparent Governance (Stakeholder Meetings)	All	Percentage of Stakeholder and Working Group meeting agendas with materials made available prior to the meeting.	100% of Stakeholder and Working Group meeting agendas with materials made available to the public three days prior to the meeting.	95% were submitted on time through Q1.	24%	18 out of the 19 working group meetings reached the performance measurement through Q1.

**Goals & Priority Objectives  
FY 2024-25  
1<sup>st</sup> Quarter Report**

**GOAL III. - OPERATE EFFICIENTLY AND TRANSPARENTLY (cont.)**

Priority Objective		Responsible Department	Performance Indicator	Performance Measurement	Year-to-Date Actual Performance	Y-T-D % Complete	Narrative of Actual Performance
3	Maintain a Well Informed Staff on Diversity, Equity and Inclusion (DEI)	DEI	<p>Number of staff equity related events offered and conducted.</p> <p>Number of DEI resources/displays infographics presented.</p> <p>Development of a baseline data of employees who participate in DEI resources.</p> <p>Development of a baseline data of employees who identify an increase of their individual cultural competency from DEI resources.</p> <p>Increase in the number of South Coast AQMD employees who participate in DEI events.</p> <p>Increase in the number of South Coast AQMD employees who identify increase in learning from DEI resources.</p>	<p>Conduct 24 annual DEI related events for all staff.</p> <p>Provide 12 monthly DEI infographics for all staff.</p> <p>Increase of staff participation in DEI events.</p> <p>Increase of staff who identify an increase in their knowledge of DEI resources.</p>	Two annual DEI related events were held and 2 monthly DEI infographics were provided through Q1.	6%	<p>Displays and Events (2): Hispanic Heritage Month Display (September) Mid-Autumn festival Display (September)</p> <p>Infographics (2): Hispanic Heritage Month Infographic (September) Mid-Autumn Festival Infographic (September)</p>

**Goals & Priority Objectives  
FY 2024-25  
1<sup>st</sup> Quarter Report**

**GOAL III. - OPERATE EFFICIENTLY AND TRANSPARENTLY (cont.)**

Priority Objective		Responsible Department	Performance Indicator	Performance Measurement	Year-to-Date Actual Performance	Y-T-D % Complete	Narrative of Actual Performance
4	Partner with Stakeholder Groups & Business Community	E&P	Number of meetings with Permit Streamlining Task Force subcommittee and public meetings with permitting stakeholders.	Conduct six total public meetings with the Permit Streamlining Task Force subcommittee and/or with permitting stakeholders.	Conducted two meetings through Q1.	33%	Two Permit Streamlining Task Force (PSTF) Subcommittee meeting (7/14/24 & 9/25/24) were held in the first quarter.
5	Timely Financial Monitoring	FIN	Timely budgetary financial reporting.	Submit quarterly budgetary financial reports to the Governing Board within six working days of the end of the quarter for quarters 1-3. Submit the 4th quarter report within six working days of the end of July.	Q1 report was submitted within six working days of the end of the quarter.	25%	Q1 report was submitted within six working days of the end of the quarter.
6	Increase Employee Resource Group (ERG) Engagement (DEI)	DEI	Facilitation of monthly DEI/ERG Meetings.	Nine monthly joint DEI/ERG meetings and one annual all ERG meeting.	YTD# of monthly Joint DEI/ERG Meetings – 9	14%	Q1 meetings: Allies and Advocates ERG meetings (1), HALOS ERG meetings (3), LGBTQIA+ ERG meetings (1), Persian ERG meetings (1), Veterans ERG meetings (1), BEROE ERG meeting (1), API+ ERG meetings (1).

**Goals & Priority Objectives  
FY 2024-25  
1<sup>st</sup> Quarter Report**

**GOAL III. - OPERATE EFFICIENTLY AND TRANSPARENTLY (cont.)**

Priority Objective		Responsible Department	Performance Indicator	Performance Measurement	Year-to-Date Actual Performance	Y-T-D % Complete	Narrative of Actual Performance
7	DEI Training and Development	DEI	Develop job related equity professional development and training that increases staff's awareness and cultural competency.	<p>Conduct two DEI agency-wide trainings per year.</p> <p>Conduct five J.E.D.I. Think Tanks per year.</p> <p>Conduct two J.E.D.I Book Club series per year.</p>	One J.E.D.I. Book Club Series was held through Q1.	17%	Book Club Series: Governing Board Intern Program: The Color of Law
8	Staffing	AHR	Fill positions to reduce the vacancy rate to 13%.	Initiate the recruitment process such that if all positions were filled, the vacancy rate would be 13%.	Initiated the recruitment process for 41 vacant positions.	25%	Positions are being approved to initiate recruitments with selection planned for in Q3. This is in anticipation of the slowing recruitment effort during Q2 due to the November/December holiday season.