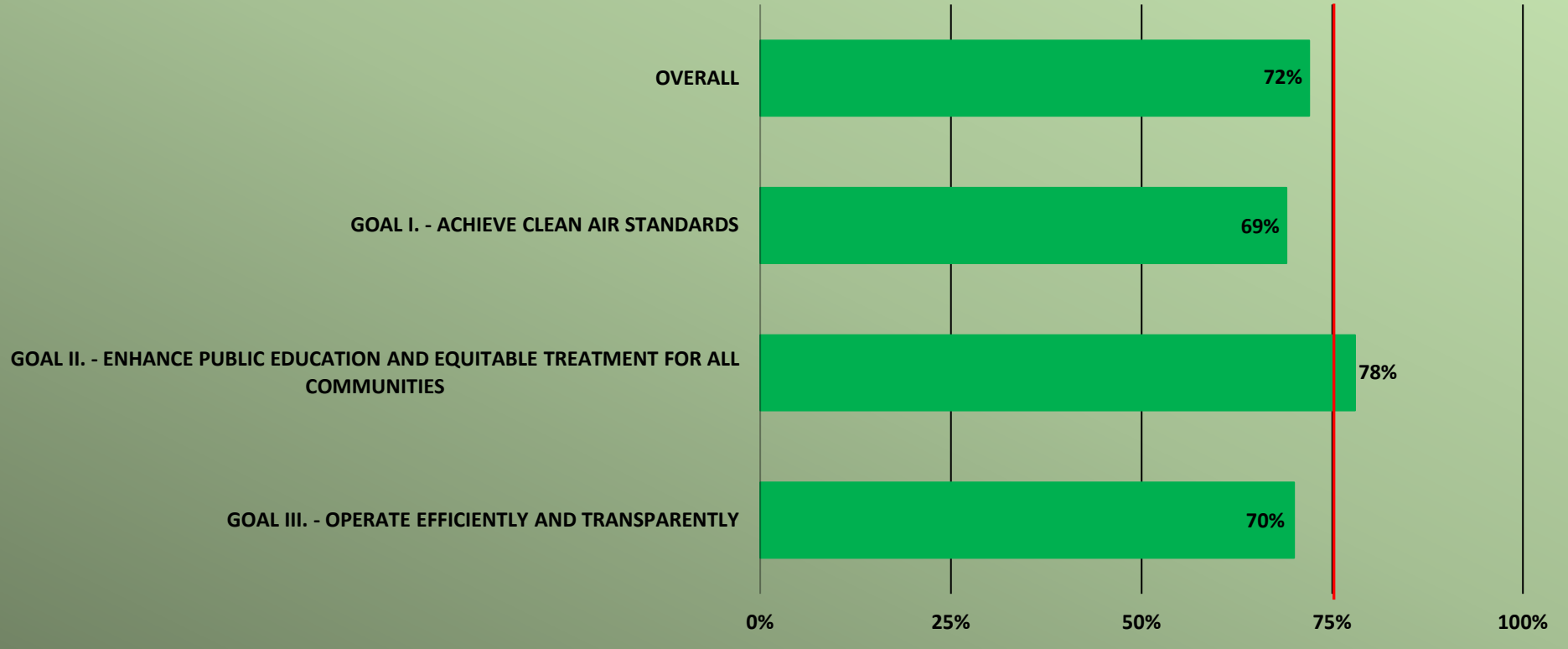


Goals & Priority Objectives FY 2024-25 – 3rd Quarter Dashboard



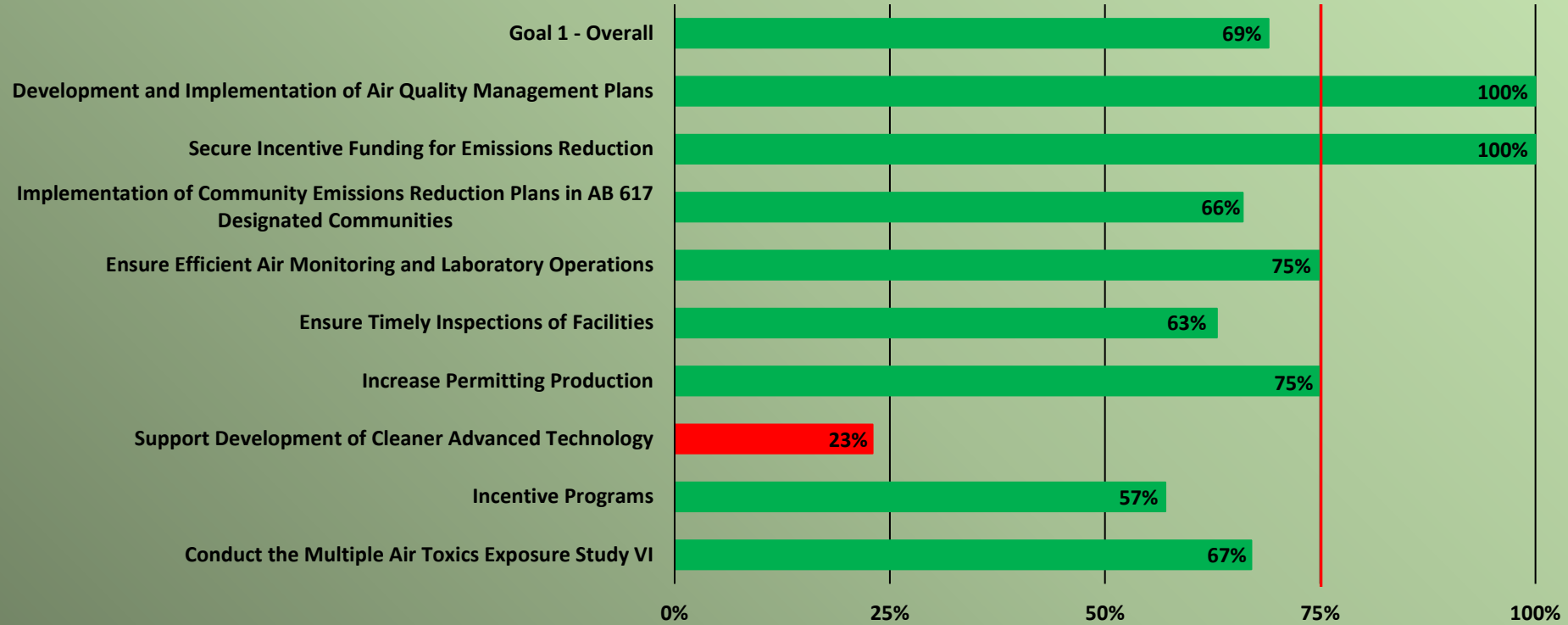
% of Completion	
56.25% +	■
48.75% - 56.24%	■
37.5%-48.74%	■
0%-37.49%	■

FY 2024-25 GOALS & PRIORITY OBJECTIVES 3rd Quarter



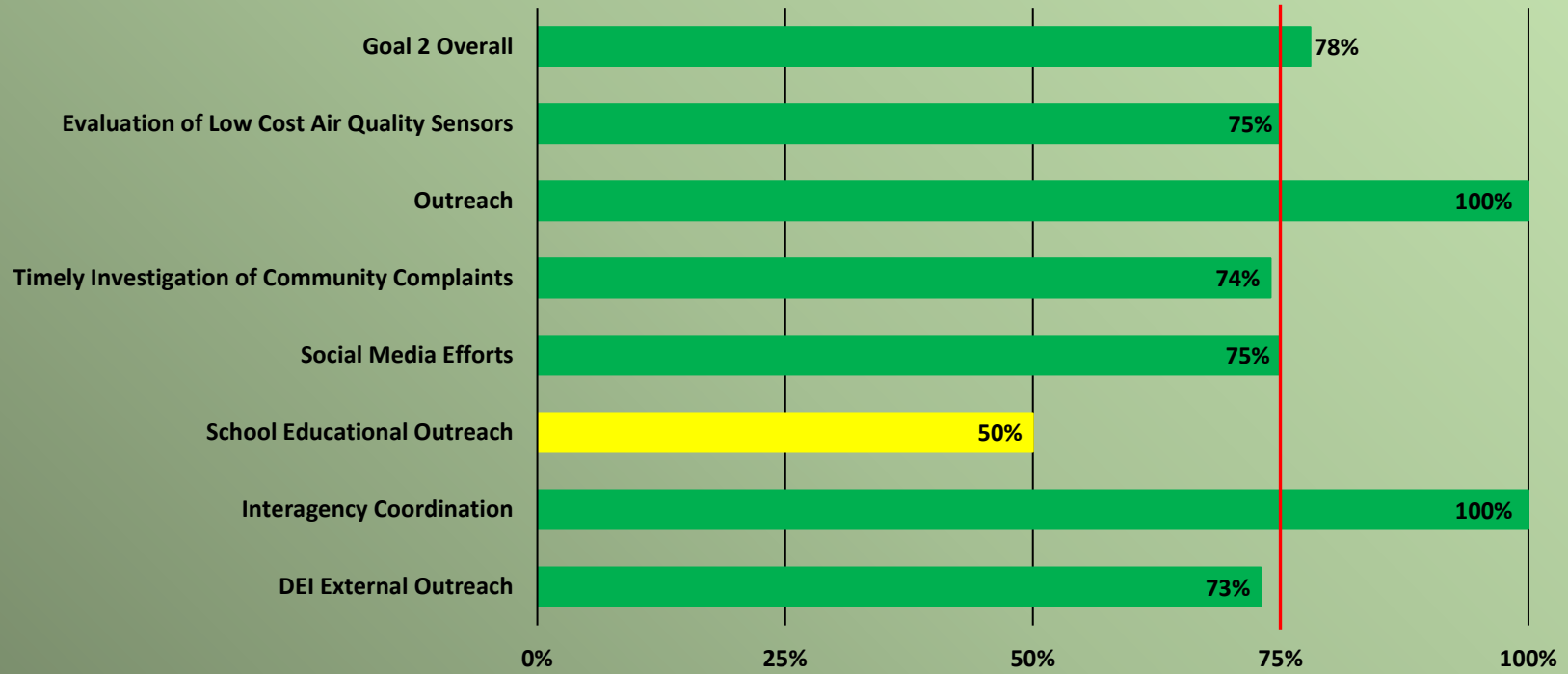
% of Completion	
56.25% +	Green
48.75% - 56.24%	Yellow
37.5%-48.74%	Orange
0%-37.49%	Red

GOAL I. ACHIEVE CLEAN AIR STANDARDS FY 2024-25 – 3rd Quarter



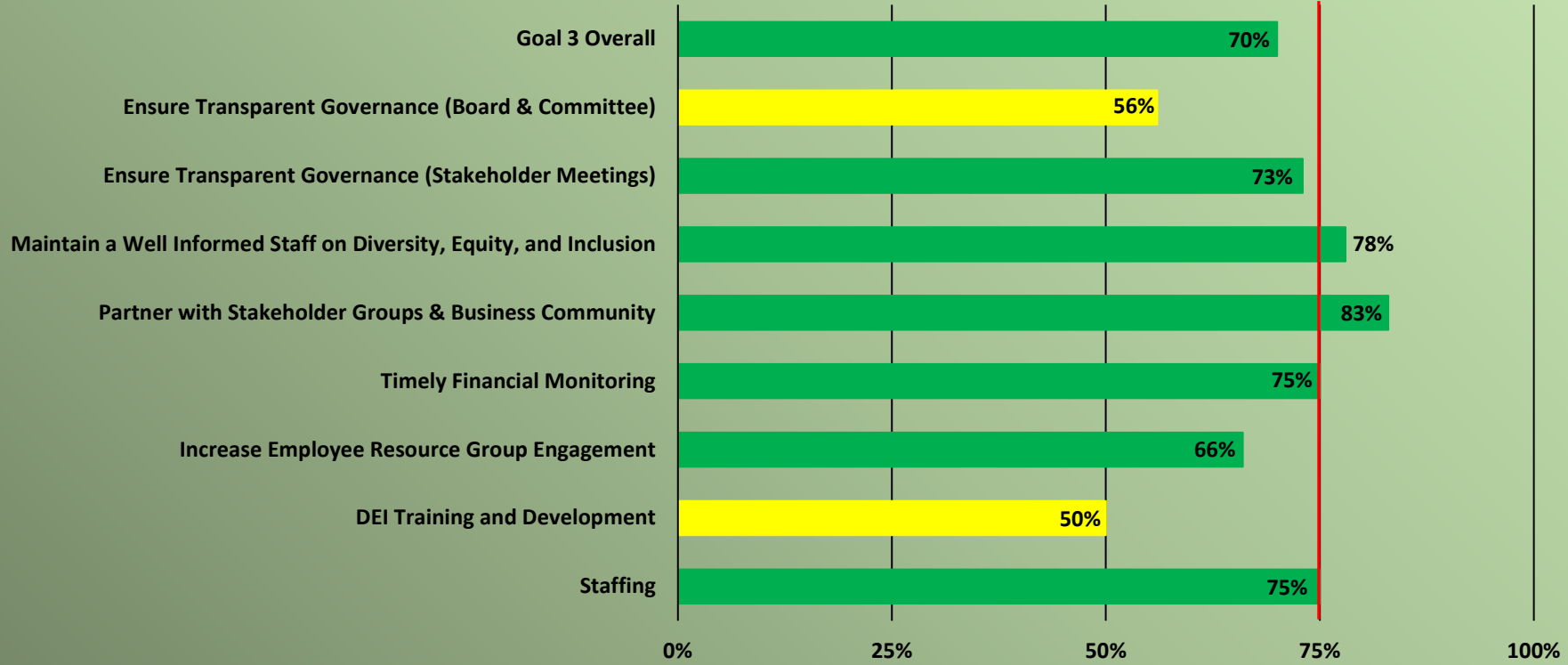
% of Completion	
56.25% +	■
48.75% - 56.24%	■
37.5%-48.74%	■
0%-37.49%	■

GOAL II. - ENHANCE PUBLIC EDUCATION AND EQUITABLE TREATMENT FOR ALL COMMUNITIES
FY 2024-25 – 3rd Quarter



% of Completion	
56.25% +	Green
48.75% - 56.24%	Yellow
37.5%-48.74%	Orange
0%-37.49%	Red

GOAL III. OPERATE EFFICIENTLY AND TRANSPARENTLY FY 2024-25 – 3rd Quarter



**Goals & Priority Objectives
FY 2024-25
3rd Quarter Report**

GOAL I. ACHIEVE CLEAN AIR STANDARDS

Priority Objective		Responsible Department	Performance Indicator	Performance Measurement	Year-to-Date Actual Performance	Y-T-D % Complete	Narrative of Actual Performance
1	Development and Implementation of Air Quality Management Plans	PRDI	Adherence to development, adoption and implementation schedules for rules related to Air Quality Management Plans and timely development of plans.	Complete six rule adoptions and/or actions that result in achievements towards 2016 and 2022 AQMP emissions reductions.	10 rule adoptions and/or actions through Q3.	100%	Rules 1135 (Electric Generating Facilities), 1151 (Motor Vehicle Coatings), 1148.1 (Oil & Gas Production Sites), 1173 (Large Petroleum Tanks), 1179.1 (POTWs), and Reg XXX (Title V) were amended, and four new rules were adopted - Rules 2306 (Railyards ISR), 316.2 (Fees for Rule 2306), 1165 (Municipal Waste Incinerators), and 1159.1 (Nitric Acid Tanks).
2	Secure Incentive Funding for Emissions Reduction	EO/LPAM/TAO	Increase or maintain funding for pollution reduction projects.	Secure funding of \$250 million.	\$569,938,569 secured through Q3.	100%	In Q1, funds received included: \$5.9 million in Enhanced Fleet Modernization Program (EFMP) and Clean Cars 4 All (CC4A); \$5.3 million for the FY 2023-24 Carl Moyer "Year 26" State Reserve program; and \$499,997,415 from the U.S. EPA Climate Pollution Reduction Grant (CPRG) program for the Infrastructure, Vehicles, and Equipment Strategy for Climate, Equity, Air Quality, and National Competitiveness (INVEST CLEAN) project. In Q2, funds received included: \$58,741,154 from U.S. EPA Clean Heavy-Duty Vehicles Program for zero-emission Class 6 and 7 vehicles and school buses.

**Goals & Priority Objectives
FY 2024-25
3rd Quarter Report**

GOAL I. ACHIEVE CLEAN AIR STANDARDS (cont.)

Priority Objective		Responsible Department	Performance Indicator	Performance Measurement	Year-to-Date Actual Performance	Y-T-D % Complete	Narrative of Actual Performance
3	Implementation of DEI with CAP Community Emissions Reduction Plans (CERPs) in Assembly Bill 617 (AB 617) Designated Communities	DEI	Progress towards implementation of individual AB 617 communities Community Emissions Reduction Plans (CERPs).	<p>Four quarterly Community Steering Committee (CSC) meetings for each designated community.</p> <p>One Annual Community Outreach Relations and Engagement outreach event within each designated community.</p> <p>Progress and percentage completion of DEI with CAP CERP action items for each designated community.</p> <p>Complete, release for CSC and public comment, and submit CARB Annual Progress Reports.</p> <p>Update the CERP implementation dashboards quarterly for the six AB 617 designated communities.</p> <p>Redesign each CSC Community website for the six AB 617 designated communities.</p>	Implementation of the Community Emissions Reduction Plan continues for the six communities.	66%	<p>Quarterly CSC Meetings: ELABHWC, SBM, WCWLB, ECV, SELA, SLA</p> <p>Community Outreach Relations and Engagement: 1/22/2025 – SNAP Inglewood Oil Field Communities 2/15/2025 – Dolores Mission Fiesta dela Comunidad 2/22/2025 – Emergency Preparedness Resource Fair 2/23/2025 – Fight for Air Climb SoCal (American Lung Association) 3/14/2025 – Meet/Greet with Valerie Dobesh (Garden of Health) 3/18/2025 – Thought Partner Informational Meeting for ELABHWC 3/25/2025 - ACLIMA</p> <p>Goals and priority objectives with FY 24-25: Annual goals in each community are the following: ELABHWC - 2, SBM - 5, WCWLB - 3, ECV - 15, SELA - 8, SLA - 6. The progress made implementing the annual goals for the 39 CERP objectives is 71%.</p> <p>CERP Dashboard Updates: The six AB 617 CERP Implementation Dashboards were updated with progress from FY 2024-25 Q1 through Q2. The Dashboard was not updated in Q3 due to incomplete divisional updates.</p> <p>Web Redesign: Postponed due to lack of staffing.</p>

**Goals & Priority Objectives
FY 2024-25
3rd Quarter Report**

GOAL I. ACHIEVE CLEAN AIR STANDARDS (cont.)

Priority Objective		Responsible Department	Performance Indicator	Performance Measurement	Year-to-Date Actual Performance	Y-T-D % Complete	Narrative of Actual Performance
4	Ensure Efficient Air Monitoring and Laboratory Operations	M&A	Achieve acceptable completion of valid data points out of the scheduled measurements in the South Coast AQMD air monitoring network for NAAQS pollutant before U.S. EPA deadline.	Achieve acceptable valid data completion submitted to U.S. EPA before deadline.	97% valid data points.	75%	Completed and submitted over 228,739 valid criteria pollutants data points for the third quarter of FY 2024-25 before the March 31, 2025 deadline. This represents 97% of the scheduled measurements from October 1 through December 31, 2024 and 97% completeness for all measurements submitted this fiscal year.
5	Ensure Timely Inspections of Facilities	C&E	Total number of Title V inspections completed annually.	Complete 100% of Title V inspections. Based on overlapping reporting periods, Title V inspections will be conducted between January 1 and June 30. During FY Q1 and Q2, staff will plan, review records and data, and conduct preliminary field operations, but inspections will not be completed. Goal is to complete inspections of 40% of Title V facilities in Q3 and 60% in Q4.	Updated information for 100% of Title V facilities.	63%	Updated information for 100% of Title V facilities in the first and second quarters of FY 2024-25. Inspected 26% (81/317) of Title V facilities in the third quarter of FY 2024-25. Note: During the official EPA reporting period (10/1/23 through 9/30/24, 338 out of 338 (100%) Title V facilities were inspected.
6	Increase Permitting Production	E&P	Increase permitting production.	Increase production by 500 completions as compared to Calendar Year 2023 completions (5,365). Fiscal Year 2024-25 goal of 5,865 permit completions. Quarterly progress is based on 25% increments of goal.	There were 4,400 permit completions through Q3.	75%	Production remains on track towards achieving the fiscal year goal. Historically, the fourth fiscal year quarter production is the highest quarter.

**Goals & Priority Objectives
FY 2024-25
3rd Quarter Report**

GOAL I. ACHIEVE CLEAN AIR STANDARDS (cont.)

Priority Objective		Responsible Department	Performance Indicator	Performance Measurement	Year-to-Date Actual Performance	Y-T-D % Complete	Narrative of Actual Performance
7	Support Development of Cleaner Advanced Technology	TAO	Amount of clean technology projects funded.	Fund \$10 million of clean technology projects.	Clean technology projects of \$2,304,976 were committed through Q3.	23%	Clean technology Q3 funds of \$834,428 are committed to funding EV charger installation services at SCAQMD headquarter and the development and demonstration of an electric transportation refrigeration unit (TRU) coupled with an electric-powered trailer for heavy-duty vehicles. YTD Clean technology funds of \$2,304,976 committed with total project costs of \$7,369,941.
8	Incentive Programs	TAO	Percentage of grant money executed in contracts.	50% of grant money contracted within six months after receipt of funds.	Executed approximately \$1.6 million in contracts.	57%	A total of \$1.6 million was received and contracted within six months of Carl Moyer State Reserve disbursement funds being received.
9	Conduct the Multiple Air Toxics Exposure Study VI (MATES VI)	PRDI	Progress towards implementation of the MATES VI program.	Begin air toxics monitoring at ten fixed sites for MATES VI, commence a study on Brake & Tire/Road wear, and conduct at least one MATES VI Technical Advisory Group meeting.	YTD # of MATES VI Technical Advisory Group Meetings: 1 Study on Brake & Tire/Road wear is underway.	67%	MATES VI monitoring is expected to begin in mid-2025. The study on brake & tire/road wear with emission analytics has been underway for several months. Four Technical Advisory Group meetings have been held for MATES VI, with one occurring in FY 2024-25.

**Goals & Priority Objectives
FY 2024-25
3rd Quarter Report**

GOAL II. - ENHANCE PUBLIC EDUCATION AND EQUITABLE TREATMENT FOR ALL COMMUNITIES

Priority Objective		Responsible Department	Performance Indicator	Performance Measurement	Year-to-Date Actual Performance	Y-T-D % Complete	Narrative of Actual Performance
1	Evaluation of Low Cost Air Quality Sensors	M&A	Evaluation and posting of results of low cost air quality sensors that have reached the market.	Evaluate and post results of 75% of sensors that have reached the market.	Completed evaluation and posting of results of 19 out of 19 sensors.	75%	AQ-SPEC has evaluated 272 sensors since its inception and 100% of the field and laboratory performance evaluation reports are posted online. AQ-SPEC is actively looking in the US and international markets for commercially available sensors to test.
2	Outreach	LPAM	Number of community outreach events conducted in each County and effective information distribution for South Coast AQMD programs.	Conduct/participate in four community outreach events, including one in each County.	Six community events were conducted through Q3.	100%	In Q3, South Coast AQMD participated in the Highland Citrus Harvest Festival and provided a resource booth to approximately 6,000 attendees.
3	Timely Investigation of Community Complaints	C&E	Initiate complaint investigation by close of business on the next business day, thereby allowing for flexibility to prioritize high priority incidents.	Contact 100% of complainants by the close of business on the next business day.	98% complainants contacted by the close of business on the next business day.	74%	Complaint investigations were initiated by the end of the next business day for 1,871 out of 1,899 complaints in Q3.

**Goals & Priority Objectives
FY 2024-25
3rd Quarter Report**

GOAL II. - ENHANCE PUBLIC EDUCATION AND EQUITABLE TREATMENT FOR ALL COMMUNITIES (cont.)

Priority Objective		Responsible Department	Performance Indicator	Performance Measurement	Year-to-Date Actual Performance	Y-T-D % Complete	Narrative of Actual Performance
4	Social Media Efforts	LPAM	Increase in audience engagement through impressions (views) of shared information via outreach for South Coast AQMD events, programs and major incidents across X, Facebook, Instagram and LinkedIn social channels.	Continue efforts to increase impressions and engagement on posts and/or campaigns with a monthly average goal of 4,000 LinkedIn impressions / 2,400 Instagram impressions / 8,000 Facebook impressions / 48,000 X impressions on posts.	Total Impressions: LinkedIn: 102,337 Instagram: 1,279,835 Facebook: 261,462 X: 2,036,400	75%	Q3 highlights include advisories: Windblown Dust, Firework Particulate Pollution, CBYB and Wildfire Smoke (Palisades, Eaton, Hurst and Hughes). Air Quality Post on January 8th (during the first day of the Palisades and Eaton fires) had most exposure in Q3 with 401,000 X impressions with shares from Mayor Karen Bass and City of Long Beach. Our January 9th post covering Jan 9-10 Smoke Advisory (Palisades, Eaton, Hurst fires) + No Burn Day combo also gained substantial exposure in Q3 with 249,800 X impressions with shares from Mayor Karen Bass, KTLA, City of Mission Viejo, LADOT, San Bernardino County, SB County Dept of Public Health, and Seal Beach Police. Additional Q3 live streams included January, February, and March Governing Board meetings and six AB 617 Community Steering Committee meetings (ECV, SBM, SLA, WCWLB, SELA, ELA).
5	School Educational Outreach	LPAM	Promote use of WHAM and CAPES curriculum to schools, youth groups, and other organizations throughout the four counties. Hold annual Earth Day webinars.	Outreach to 100 K-12 schools, youth groups, and/or other organizations in all four counties to provide WHAM and CAPES curriculum. Host one Earth Day webinar each for elementary, middle, and high schools, featuring WHAM and CAPES curriculum.	Outreach to 3,327 schools, youth groups, and/or other organizations through Q3.	50%	In Q3, outreach for CAPES and WHAM for the 2025 school year continues. 62 implementations have been completed for CAPES. 171 implementations have been completed for WHAM. Staff has conducted outreach to over 3,300 CAPES and WHAM contacts. The Earth Day webinars will be held on April 22, 2025.

**Goals & Priority Objectives
FY 2024-25
3rd Quarter Report**

GOAL II. - ENHANCE PUBLIC EDUCATION AND EQUITABLE TREATMENT FOR ALL COMMUNITIES (cont.)

Priority Objective		Responsible Department	Performance Indicator	Performance Measurement	Year-to-Date Actual Performance	Y-T-D % Complete	Narrative of Actual Performance
6	Interagency Coordination	C&E	Number of meetings with local, state, and/or federal agency partners to collaborate on investigations and other enforcement matters.	Conduct/participate in at least one interagency coordination meeting per quarter. Continue efforts to improve information sharing and conduct joint investigations with other governmental agencies, as well as to streamline referral procedures.	Conducted/participated in 13 interagency coordination meetings.	100%	In addition to more than 20 regularly-scheduled interagency meetings on a variety of topics, participated in 13 meetings with local, state, and/or federal agency partners to collaborate on investigations and other enforcement matters.
7	DEI External Outreach	DEI	Establish baseline number of DEI/EJ related outreach initiatives in the community.	<p>Quarterly Young Leaders Advisory Council (YLAC) meetings.</p> <p>Six Critical Community Conversations for Purposeful Outreach (C3PO) Events.</p> <p>Six Statewide DEI/EJ Stakeholder Meetings.</p> <p>Training, Facilitation, Leadership Development and Evaluation of Governing Board Summer Intern program.</p>	<p>YTD # of YLAC Meetings: 3</p> <p>YTD # of C3PO Events: 2</p> <p>YTD # of Statewide DEI/EJ Meetings: 16</p>	73%	<p>YLAC MEETINGS (1) in February 2025</p> <p>C3PO EVENTS (1) on January 22, 2025</p> <p>STATEWIDE DEI EVENTS (5):</p> <ul style="list-style-type: none"> -Statewide Professionals Meetings (3) -Sacramento Region Practitioners Meeting -By Any Dreams Necessary: Anti-Racist Strategies for African American Communities (BAAD) <p>GOVERNING BOARD SUMMER INTERN PROGRAM:</p> <ul style="list-style-type: none"> -Intern Job Descriptions Finalization for FY 24/25 Program -Intern Engagement Activity Planning FY 24/25 Program

**Goals & Priority Objectives
FY 2024-25
3rd Quarter Report**

GOAL III. - OPERATE EFFICIENTLY AND TRANSPARENTLY

Priority Objective		Responsible Department	Performance Indicator	Performance Measurement	Year-to-Date Actual Performance	Y-T-D % Complete	Narrative of Actual Performance
1	Ensure Transparent Governance (Board & Committee)	GB	Percentage of Committee and Board meeting agendas with materials made available to the public one week prior to the meeting.	100% of Committee and Board meeting agendas with materials made available to the public one week prior to the meeting.	74% were submitted on time through Q3.	56%	In Q3, 13 of 19 Committee and Board meeting agendas were provided seven days before the meeting. Six meetings did not meet the goal. YTD, 35 of 47 Committee and Board meeting agendas were provided seven days before the meeting.
2	Ensure Transparent Governance (Stakeholder Meetings)	All	Percentage of Stakeholder and Working Group meeting agendas with materials made available prior to the meeting.	100% of Stakeholder and Working Group meeting agendas with materials made available to the public three days prior to the meeting.	98% were submitted on time through Q3.	73%	47 out of the 48 working group meetings reached the performance measurement through Q3.

**Goals & Priority Objectives
FY 2024-25
3rd Quarter Report**

GOAL III. - OPERATE EFFICIENTLY AND TRANSPARENTLY (cont.)

Priority Objective		Responsible Department	Performance Indicator	Performance Measurement	Year-to-Date Actual Performance	Y-T-D % Complete	Narrative of Actual Performance
3	Maintain a Well Informed Staff on Diversity, Equity and Inclusion (DEI)	DEI	<p>Number of staff equity related events offered and conducted.</p> <p>Number of DEI resources/displays infographics presented.</p> <p>Development of a baseline data of employees who participate in DEI resources.</p> <p>Development of a baseline data of employees who identify an increase of their individual cultural competency from DEI resources.</p> <p>Increase in the number of South Coast AQMD employees who participate in DEI events.</p> <p>Increase in the number of South Coast AQMD employees who identify increase in learning from DEI resources.</p>	<p>Conduct 24 annual DEI related events for all staff.</p> <p>Provide 12 monthly DEI infographics for all staff.</p> <p>Increase of staff participation in DEI events.</p> <p>Increase of staff who identify an increase in their knowledge of DEI resources.</p>	15 annual DEI related events were held and 19 monthly DEI infographics were provided through Q3.	78%	<p>DISPLAYS AND EVENTS (7): African American Heritage Month, Japanese Internment Remembrance, Lunar New Year, National Farmworker Awareness Week, Nowruz Haft-Seen, Women's "Herstory" Month, and Holi displays</p> <p>Nowruz Celebration (Note: 127 participants up from baseline from FY 23-24)</p> <p>INFOGRAPHICS (8): Martin Luther King Jr. Day, Lunar New Year, African American Heritage Month, Japanese Internment Remembrance Day, Women's "Herstory" Month, Nowruz, Holi, and National Farmworker Awareness Week infographics</p> <p>SURVEY DATA: 18/19 respondents reported increased knowledge surrounding community environmental issues</p>

**Goals & Priority Objectives
FY 2024-25
3rd Quarter Report**

GOAL III. - OPERATE EFFICIENTLY AND TRANSPARENTLY (cont.)

Priority Objective		Responsible Department	Performance Indicator	Performance Measurement	Year-to-Date Actual Performance	Y-T-D % Complete	Narrative of Actual Performance
4	Partner with Stakeholder Groups & Business Community	E&P	Number of meetings with Permit Streamlining Task Force subcommittee and public meetings with permitting stakeholders.	Conduct six total public meetings with the Permit Streamlining Task Force subcommittee and/or with permitting stakeholders.	Conducted five meetings through Q3.	83%	Three Permit Streamlining Task Force (PSTF) Subcommittee meetings were held in Q1 and Q2. One Permitting Working Group (PWG) meeting was held in Q2. One PWG meeting was held in Q3.
5	Timely Financial Monitoring	FIN	Timely budgetary financial reporting.	Submit quarterly budgetary financial reports to the Governing Board within six working days of the end of the quarter for quarters 1-3. Submit the 4th quarter report within six working days of the end of July.	Q3 report was submitted within six working days of the end of the quarter.	75%	Q3 report was submitted within six working days of the end of the quarter.
6	Increase Employee Resource Group (ERG) Engagement (DEI)	DEI	Facilitation of monthly DEI/ERG Meetings.	Nine monthly joint DEI/ERG meetings and one annual all ERG meeting.	YTD# of monthly Joint DEI/ERG Meetings – 42	66%	Q3 meetings: Allies and Advocates ERG meetings (3), HALOS ERG meetings (2), LGBTQIA+ ERG meetings (3), Persian ERG meetings (3), Veterans ERG meetings (2), BEROE ERG meeting (3), API+ ERG meetings (2).

**Goals & Priority Objectives
FY 2024-25
3rd Quarter Report**

GOAL III. - OPERATE EFFICIENTLY AND TRANSPARENTLY (cont.)

Priority Objective		Responsible Department	Performance Indicator	Performance Measurement	Year-to-Date Actual Performance	Y-T-D % Complete	Narrative of Actual Performance
7	DEI Training and Development	DEI	Develop job related equity professional development and training that increases staff's awareness and cultural competency.	<p>Conduct two DEI agency-wide trainings per year.</p> <p>Conduct five J.E.D.I. Think Tanks per year.</p> <p>Conduct two J.E.D.I Book Club series per year.</p>	Four trainings and one J.E.D.I. Book Club Series was held through Q3.	50%	<p>TRAININGS (4):</p> <ul style="list-style-type: none"> -All ERG Meeting - Workplace Engagement Training (January) -C3PO - CARB - Community Engagement Training (February) -Statewide Convening Strategic Planning Training (February) -C3PO - Community Engagement Strategies (March)
8	Staffing	AHR	Fill positions to reduce the vacancy rate to 13%.	Initiate the recruitment process such that if all positions were filled, the vacancy rate would be 13%.	Initiated the recruitment process for 46 vacant positions.	75%	Current recruitment processes project to a vacancy rate of 10.9%, which is below the budgeted vacancy rate.