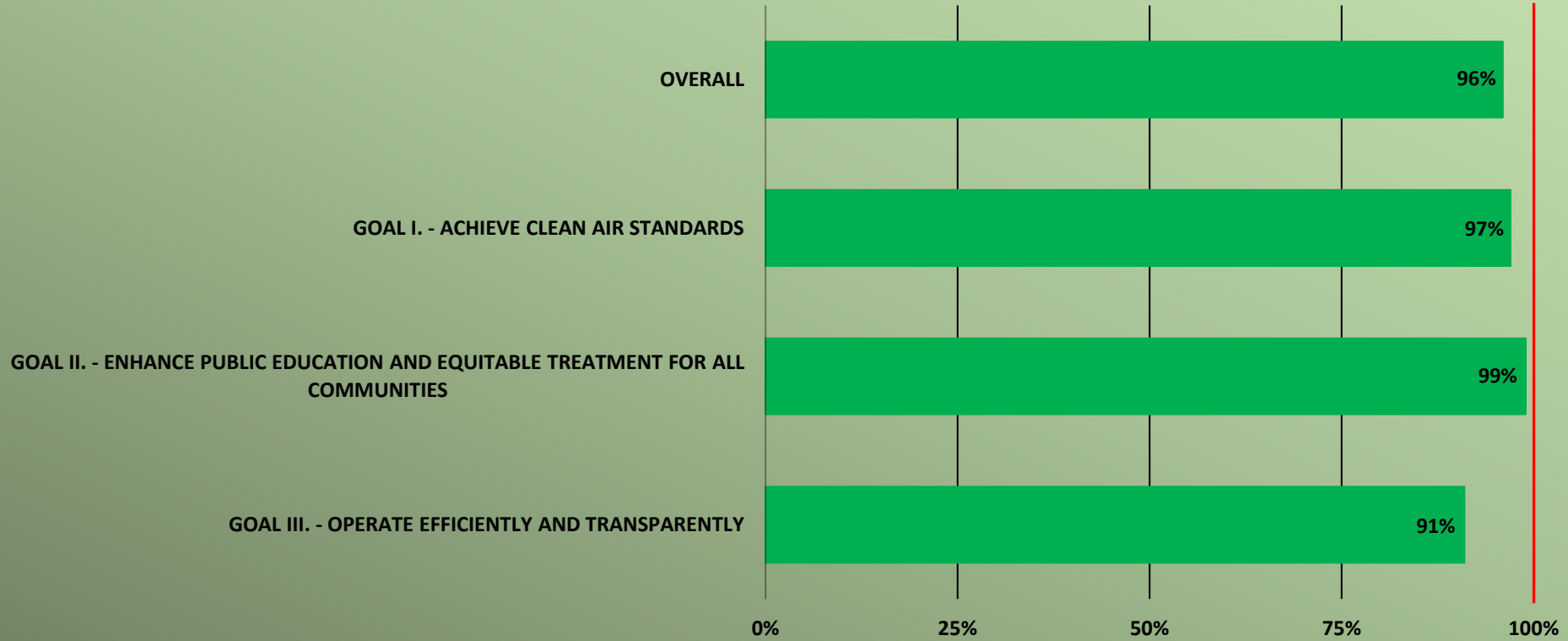


Goals & Priority Objectives FY 2024-25 – 4th Quarter Dashboard



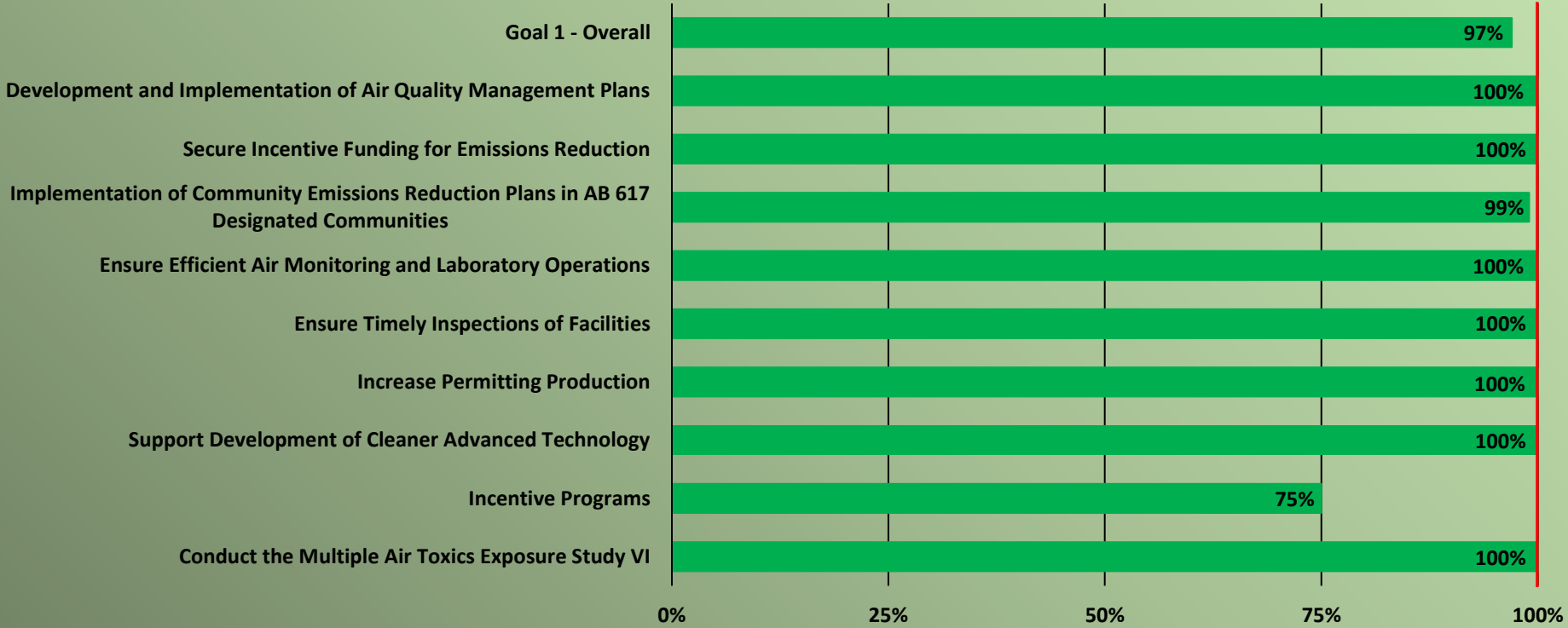
% of Completion	
75% +	Green
65% - 74.9%	Yellow
50%-64.9%	Orange
0%-49.9%	Red

FY 2024-25 GOALS & PRIORITY OBJECTIVES 4th Quarter



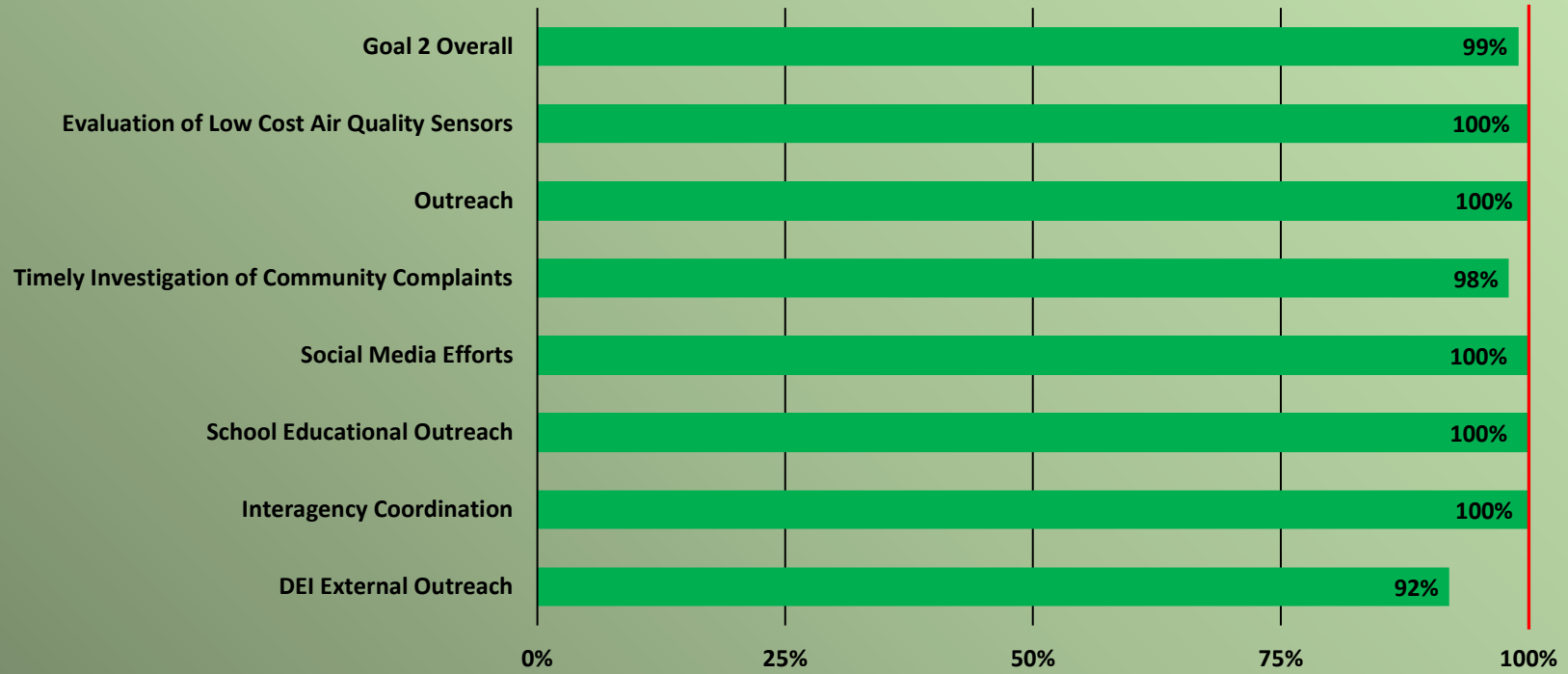
% of Completion	
75% +	■
65% - 74.9%	■
50%-64.9%	■
0%-49.9%	■

**GOAL I. ACHIEVE CLEAN AIR STANDARDS
FY 2024-25 – 4th Quarter**



% of Completion	
75% +	■
65% - 74.9%	■
50%-64.9%	■
0%-49.9%	■

GOAL II. - ENHANCE PUBLIC EDUCATION AND EQUITABLE TREATMENT FOR ALL COMMUNITIES
FY 2024-25 – 4th Quarter



% of Completion	
75% +	■
65% - 74.9%	■
50%-64.9%	■
0%-49.9%	■

**GOAL III. OPERATE EFFICIENTLY AND TRANSPARENTLY
FY 2024-25 – 4th Quarter**



**Goals & Priority Objectives
FY 2024-25
4th Quarter Report**

GOAL I. ACHIEVE CLEAN AIR STANDARDS

Priority Objective		Responsible Department	Performance Indicator	Performance Measurement	Year-to-Date Actual Performance	Y-T-D % Complete	Narrative of Actual Performance
1	Development and Implementation of Air Quality Management Plans	PRDI	Adherence to development, adoption and implementation schedules for rules related to Air Quality Management Plans and timely development of plans.	Complete six rule adoptions and/or actions that result in achievements towards 2016 and 2022 AQMP emissions reductions.	12 rule adoptions and/or actions through Q4.	100%	Rules 1135 (Electric Generating Facilities), 1151 (Motor Vehicle Coatings), 1148.1 (Oil & Gas Production Sites), 1171 (Solvents), 1173 (Large Petroleum Tanks), 1179.1 (POTWs), and Reg XXX (Title V), Reg III (Fees) were amended, and four new rules were adopted - Rule 2306 (Railyards ISR), 316.2 (Fees for Rule 2306), 1165 (Municipal Waste Incinerators), and 1159.1 (Nitric Acid Tanks).
2	Secure Incentive Funding for Emissions Reduction	EO/LPAM/TAO	Increase or maintain funding for pollution reduction projects.	Secure funding of \$250 million.	\$569,938,569 secured through Q4.	100%	In Q1, funds received included: \$5.9 million in Enhanced Fleet Modernization Program (EFMP) and Clean Cars 4 All (CC4A); \$5.3 million for the FY 2023-24 Carl Moyer "Year 26" State Reserve Program; and \$499,997,415 from the U.S. EPA Climate Pollution Reduction Grant (CPRG) program for the Infrastructure, Vehicles, and Equipment Strategy for Climate, Equity, Air Quality, and National Competitiveness (INVEST CLEAN) project. In Q2, funds received included: \$58,741,154 from U.S. EPA Clean Heavy-Duty Vehicles Program for zero-emission Class 6 and 7 Vehicles and School Buses.

**Goals & Priority Objectives
FY 2024-25
4th Quarter Report**

GOAL I. ACHIEVE CLEAN AIR STANDARDS (cont.)

	Priority Objective	Responsible Department	Performance Indicator	Performance Measurement	Year-to-Date Actual Performance	Y-T-D % Complete	Narrative of Actual Performance
3	Implementation of DEI with CAP Community Emissions Reduction Plans (CERPs) in Assembly Bill 617 (AB 617) Designated Communities	DEI	Progress towards implementation of individual AB 617 communities Community Emissions Reduction Plans (CERPs).	<p>Four quarterly Community Steering Committee (CSC) meetings for each designated community.</p> <p>One Annual Community Outreach Relations and Engagement outreach event within each designated community.</p> <p>Progress and percentage completion of DEI with CAP CERP action items for each designated community.</p> <p>Complete, release for CSC and public comment, and submit CARB Annual Progress Reports.</p> <p>Update the CERP implementation dashboards quarterly for the six AB 617 designated communities.</p> <p>Redesign each CSC Community website for the six AB 617 designated communities.</p>	Implementation of the Community Emissions Reduction Plan continues for the six communities.	99%	<p>Quarterly meetings for each CSC: ELABHWC, SBM, WCWLBC, ECV, SELA, SLA</p> <p>Community Outreach Relations Engagement events: Working Teams (15): ECV Working Team Meetings – 6, PY5T Working Team Meetings – 6, South LA Working Teams Meetings – 3</p> <p>Community Events (5): 4/24/2025 - (SELA) Green Spaces Office Hours 5/24/2025 - (SBM) “The Art of Breathing” – Asthma & Art 6/18/2025 - Diesel Mobile Source Workshop 6/4/2025 - SLA Co-Lead Retreat 6/27/2025 - SBM Community Garden Day</p> <p>Goals and priority objectives with FY24-25: Annual goals in each community are the following: ELABHWC – 2, SBM – 5, WCWLBC – 3, ECV – 15, SELA – 8, SLA – 6. The progress made implementing the annual goals for the 39 CERP objectives is 94%.</p> <p>CERP Dashboard Updates: The AB 617 CERP Implementation Dashboard for all (6) designated communities were updated with progress from FY 24/25 Q1 through Q4. The Dashboard was not updated in Q3 due to incomplete divisional updates.</p> <p>Web Redesign: Postponed due to lack of staffing and resources.</p>

**Goals & Priority Objectives
FY 2024-25
4th Quarter Report**

GOAL I. ACHIEVE CLEAN AIR STANDARDS (cont.)

Priority Objective		Responsible Department	Performance Indicator	Performance Measurement	Year-to-Date Actual Performance	Y-T-D % Complete	Narrative of Actual Performance
4	Ensure Efficient Air Monitoring and Laboratory Operations	M&A	Achieve acceptable completion of valid data points out of the scheduled measurements in the South Coast AQMD air monitoring network for NAAQS pollutant before U.S. EPA deadline.	Achieve acceptable valid data completion submitted to U.S. EPA before deadline.	97% valid data points.	100%	Completed and submitted over 224,032 valid criteria pollutant data points for the fourth quarter of FY 2024-25 before the June 30, 2025 deadline. This represents 96% of the scheduled measurements from January 1 through March 31, 2025 and 97% completeness for all measurements submitted during the fiscal year.
5	Ensure Timely Inspections of Facilities	C&E	Total number of Title V inspections completed annually.	Complete 100% of Title V inspections. Based on overlapping reporting periods, Title V inspections will be conducted between January 1 and June 30. During FY Q1 and Q2, staff will plan, review records and data, and conduct preliminary field operations, but inspections will not be completed. Goal is to complete inspections of 40% of Title V facilities in Q3 and 60% in Q4.	Updated information and inspected 100% of Title V facilities.	100%	Updated information for 100% of Title V facilities in the first and second quarters of FY 2024-25. Inspected 225 of 317 Title V facilities in the fourth quarter of FY 2024-25. With the 92 Title V inspections in the third quarter, 317 of 317 Title V facilities were inspected in FY 2024-25. Note: During the official EPA reporting period (10/1/23 through 9/30/24, 338 out of 338 (100%) Title V facilities were inspected.
6	Increase Permitting Production	E&P	Increase permitting production.	Increase production by 500 completions as compared to Calendar Year 2023 completions (5,365). Fiscal Year 2024-25 goal of 5,865 permit completions. Quarterly progress is based on 25% increments of goal.	There were 6,048 permit completions through Q4.	100%	Staff increased production by 683 completions as compared to Calendar Year 2023 completions.

**Goals & Priority Objectives
FY 2024-25
4th Quarter Report**

GOAL I. ACHIEVE CLEAN AIR STANDARDS (cont.)

Priority Objective		Responsible Department	Performance Indicator	Performance Measurement	Year-to-Date Actual Performance	Y-T-D % Complete	Narrative of Actual Performance
7	Support Development of Cleaner Advanced Technology	TAO	Amount of clean technology projects funded.	Fund \$10 million of clean technology projects.	Clean technology projects of \$49,200,187 were committed through Q4.	100%	A total of \$46,895,211 is allocated to support Clean Technology projects in Q4 to fund a linear generator emission and performance evaluation and Strategic Pathways for Extended Electric Drayage (SPEED) projects. Revenue of \$41,295,211 was recognized in Q4 for SPEED projects. YTD revenue was \$45,865,211. YTD Clean technology funds of \$49,200,187 was committed with total project costs of \$96,838,589.
8	Incentive Programs	TAO	Percentage of grant money executed in contracts.	50% of grant money contracted within six months after receipt of funds.	Executed approximately \$51.76 million in contracts.	75%	A total of \$51.76 million was under executed contracts within 6 months of grant received. Carl Moyer State Reserve Year 27 grant was disbursed in May of 2025 but was not included in this tally as the 6-month period is not over.
9	Conduct the Multiple Air Toxics Exposure Study VI (MATES VI)	PRDI	Progress towards implementation of the MATES VI program.	Begin air toxics monitoring at ten fixed sites for MATES VI, commence a study on Brake & Tire/Road wear, and conduct at least one MATES VI Technical Advisory Group meeting.	YTD # of MATES VI Technical Advisory Group Meetings: 1 # of monitoring sites: 10 Study on Brake & Tire/Road wear is underway.	100%	MATES VI monitoring began in June 2025. The study on Brake & Tire/Road Wear with Emission Analytics has been underway since September 2024. Four Technical Advisory Group meetings have been held for MATES VI, with one occurring in FY 2024-25.

**Goals & Priority Objectives
FY 2024-25
4th Quarter Report**

GOAL II. - ENHANCE PUBLIC EDUCATION AND EQUITABLE TREATMENT FOR ALL COMMUNITIES

Priority Objective		Responsible Department	Performance Indicator	Performance Measurement	Year-to-Date Actual Performance	Y-T-D % Complete	Narrative of Actual Performance
1	Evaluation of Low Cost Air Quality Sensors	M&A	Evaluation and posting of results of low cost air quality sensors that have reached the market.	Evaluate and post results of 75% of sensors that have reached the market.	Completed evaluation and posting of results of 29 out of 29 sensors.	100%	AQ-SPEC has evaluated 282 sensors since its inception and 100% of the field and laboratory performance evaluation reports are posted online. AQ-SPEC is actively looking in the US and international markets for commercially available sensors to test.
2	Outreach	LPAM	Number of community outreach events conducted in each County and effective information distribution for South Coast AQMD programs.	Conduct/participate in four community outreach events, including one in each County.	Nine community events were conducted through Q4.	100%	In Q4, South Coast AQMD sponsored and provided a resource booth for Southern California Association of Governments Annual General Assembly with over 800 regional attendees and participants, provided a resource booth to over 1,000 attendees at the OC EcoFair & EV Ride & Drive, and also provided a resource booth to approximately 400 attendees at Supervisor Hagman's Open House of San Bernardino County.
3	Timely Investigation of Community Complaints	C&E	Initiate complaint investigation by close of business on the next business day, thereby allowing for flexibility to prioritize high priority incidents.	Contact 100% of complainants by the close of business on the next business day.	98% complainants contacted by the close of business on the next business day.	98%	Complaint investigations were initiated by the end of the next business day for 2,048 out of 2,078 complaints in Q4.

**Goals & Priority Objectives
FY 2024-25
4th Quarter Report**

GOAL II. - ENHANCE PUBLIC EDUCATION AND EQUITABLE TREATMENT FOR ALL COMMUNITIES (cont.)

Priority Objective		Responsible Department	Performance Indicator	Performance Measurement	Year-to-Date Actual Performance	Y-T-D % Complete	Narrative of Actual Performance
4	Social Media Efforts	LPAM	Increase in audience engagement through impressions (views) of shared information via outreach for South Coast AQMD events, programs and major incidents across X, Facebook, Instagram and LinkedIn social channels.	Continue efforts to increase impressions and engagement on posts and/or campaigns with a monthly average goal of 4,000 LinkedIn impressions / 2,400 Instagram impressions / 8,000 Facebook impressions / 48,000 X impressions on posts.	Total Impressions: LinkedIn: 131,212 Instagram: 1,416,663 Facebook: 294,718 X: 2,236,900	100%	<p>Q4 included: Windblown Dust and Smoke Advisories. The May 20th Air Quality Forecast post got 6,200 Impressions with shares from National Weather Service LA and Southern California 511. Live Streams included: Board and AB 617 Meetings and 2025 ACT Expo.</p> <p>Our May 20th Air Quality Forecast post garnered the most exposure in Q4 with 6,200 Twitter Impressions with shares from National Weather Service Los Angeles and Southern California 511 (@Go511).</p> <p>Additional Q4 live streams included April/May/June Governing Board meetings and seven AB 617 Community Steering Committee meetings (SBM, ECV, SELA, WCWL, ELABHWC, Diesel Mobile Source, SLA) as well as live event coverage from the 2025 ACT Expo.</p>
5	School Educational Outreach	LPAM	Promote use of WHAM and CAPES curriculum to schools, youth groups, and other organizations throughout the four counties. Hold annual Earth Day webinars.	Outreach to 100 K-12 schools, youth groups, and/or other organizations in all four counties to provide WHAM and CAPES curriculum. Host one Earth Day webinar each for elementary, middle, and high schools, featuring WHAM and CAPES curriculum.	Outreach to 6,623 schools, youth groups, and/or other organizations through Q4.	100%	In Q4, outreach to 55 CAPES and WHAM contacts. Earth Day Webinars were held on April 22, 2025. Overall, there were 22 CAPES implementations and 102 WHAM implementations plus participation in 216 educational events where CAPES and WHAM were featured.

**Goals & Priority Objectives
FY 2024-25
4th Quarter Report**

GOAL II. - ENHANCE PUBLIC EDUCATION AND EQUITABLE TREATMENT FOR ALL COMMUNITIES (cont.)

Priority Objective		Responsible Department	Performance Indicator	Performance Measurement	Year-to-Date Actual Performance	Y-T-D % Complete	Narrative of Actual Performance
6	Interagency Coordination	C&E	Number of meetings with local, state, and/or federal agency partners to collaborate on investigations and other enforcement matters.	Conduct/participate in at least one interagency coordination meeting per quarter. Continue efforts to improve information sharing and conduct joint investigations with other governmental agencies, as well as to streamline referral procedures.	Conducted/participated in 15 interagency coordination meetings.	100%	In addition to more than 20 regularly-scheduled interagency meetings on a variety of topics, participated in 15 meetings with local, state, and/or federal agency partners to collaborate on investigations and other enforcement matters.
7	DEI External Outreach	DEI	Establish baseline number of DEI/EJ related outreach initiatives in the community.	<p>Quarterly Young Leaders Advisory Council (YLAC) meetings.</p> <p>Six Critical Community Conversations for Purposeful Outreach (C3PO) Events.</p> <p>Six Statewide DEI/EJ Stakeholder Meetings.</p> <p>Training, Facilitation, Leadership Development and Evaluation of Governing Board Summer Intern program.</p>	<p>YTD # of YLAC Meetings: 4</p> <p>YTD # of C3PO Events: 4</p> <p>YTD # of Statewide DEI/EJ Meetings: 27</p>	92%	<p>YLAC MEETINGS (1): Young Leaders Advisory Council Meeting – May</p> <p>C3PO EVENTS (2): C3PO – April, C3PO – June (Greatest Hits with Interns)</p> <p>STATEWIDE DEI EVENTS (9): Statewide Professionals Meeting – April, May, June CARB Circle of Practice – April (2), May (1) MPO Working Group "Stronger Together Unconference" National Conference on Race and Ethnicity GARE Session on Fed Attacks on Racial Equity with FIRE</p> <p>GOVERNING BOARD SUMMER INTERNSHIP PROGRAM: Intern Engagement Activity Planning, Intern Onboarding Discussion, Intern Supervisor Orientation Planning with AHR, Intern Supervisor Orientation Meeting, Intern Engagement Activity Planning, Intern Onboarding Dry Run, Interns Onboarding Week 10, Intern Check-In with CEAP (x4), Interns Lunch with Chair and Vice Chair, Intern Onboarding Week 8</p>

**Goals & Priority Objectives
FY 2024-25
4th Quarter Report**

GOAL III. - OPERATE EFFICIENTLY AND TRANSPARENTLY

Priority Objective		Responsible Department	Performance Indicator	Performance Measurement	Year-to-Date Actual Performance	Y-T-D % Complete	Narrative of Actual Performance
1	Ensure Transparent Governance (Board & Committee)	GB	Percentage of Committee and Board meeting agendas with materials made available to the public one week prior to the meeting.	100% of Committee and Board meeting agendas with materials made available to the public one week prior to the meeting.	68% were submitted on time through Q4.	68%	In Q4, 9 of 18 Committee and Board meeting agendas were provided seven days before the meeting. Nine meetings did not meet the goal. YTD, 44 of 65 Committee and Board meeting agendas were provided seven days before the meeting.
2	Ensure Transparent Governance (Stakeholder Meetings)	All	Percentage of Stakeholder and Working Group meeting agendas with materials made available prior to the meeting.	100% of Stakeholder and Working Group meeting agendas with materials made available to the public three days prior to the meeting.	98% were submitted on time through Q4.	98%	60 out of the 61 working group meetings reached the performance measurement through Q4.

**Goals & Priority Objectives
FY 2024-25
4th Quarter Report**

GOAL III. - OPERATE EFFICIENTLY AND TRANSPARENTLY (cont.)

Priority Objective		Responsible Department	Performance Indicator	Performance Measurement	Year-to-Date Actual Performance	Y-T-D % Complete	Narrative of Actual Performance
3	Maintain a Well-Informed Staff on Diversity, Equity and Inclusion (DEI)	DEI	<p>Number of staff equity related events offered and conducted.</p> <p>Number of DEI resources/displays infographics presented.</p> <p>Development of a baseline data of employees who participate in DEI resources.</p> <p>Development of a baseline data of employees who identify an increase of their individual cultural competency from DEI resources.</p> <p>Increase in the number of South Coast AQMD employees who participate in DEI events.</p> <p>Increase in the number of South Coast AQMD employees who identify increase in learning from DEI resources.</p>	<p>Conduct 24 annual DEI related events for all staff.</p> <p>Provide 12 monthly DEI infographics for all staff.</p> <p>Increase of staff participation in DEI events.</p> <p>Increase of staff who identify an increase in their knowledge of DEI resources.</p>	24 annual DEI related events were held, and 28 monthly DEI infographics were provided through Q4.	100%	<p>DISPLAYS (4)</p> <p>Asian American and Pacific Islander Heritage Month Juneteenth Display</p> <p>Pride Month Display</p> <p>Flag Day Display</p> <p>EVENTS (5) increase in baseline from FY 23/24</p> <p>Earth Day Event - 130 participants</p> <p>Military Appreciation Month Event - 222 participants</p> <p>Asian American and Pacific Islander Heritage Month Commemoration - 221 participants</p> <p>Juneteenth Event - 194 participants</p> <p>Pride Month Commemoration - 29 participants</p> <p>INFOGRAPHICS (9)</p> <p>Cesar Chavez Day Infographic</p> <p>Nowruz Infographic</p> <p>Springtime Remembrances</p> <p>National Day of Silence Infographic</p> <p>Clean Air Month</p> <p>Cinco de Mayo Infographic</p> <p>Jewish American Heritage Month Infographic</p> <p>Flag Day</p> <p>Juneteenth Infographic</p>

**Goals & Priority Objectives
FY 2024-25
4th Quarter Report**

GOAL III. - OPERATE EFFICIENTLY AND TRANSPARENTLY (cont.)

Priority Objective		Responsible Department	Performance Indicator	Performance Measurement	Year-to-Date Actual Performance	Y-T-D % Complete	Narrative of Actual Performance
4	Partner with Stakeholder Groups & Business Community	E&P	Number of meetings with Permit Streamlining Task Force subcommittee and public meetings with permitting stakeholders.	Conduct six total public meetings with the Permit Streamlining Task Force subcommittee and/or with permitting stakeholders.	Conducted six meetings through Q4.	100%	Three Permit Streamlining Task Force (PSTF) Subcommittee meetings were held in Q1 and Q2. Three Permitting Working Group (PWG) Meeting were held in Q2, Q3 and Q4.
5	Timely Financial Monitoring	FIN	Timely budgetary financial reporting.	Submit quarterly budgetary financial reports to the Governing Board within six working days of the end of the quarter for quarters 1-3. Submit the 4th quarter report within six working days of the end of July.	YTD # of Reports Submitted within Six Days: 4	100%	Q4 report was submitted within six working days of the end of July.
6	Increase Employee Resource Group (ERG) Engagement	DEI	Facilitation of monthly DEI/ERG Meetings.	Nine monthly joint DEI/ERG meetings and one annual all ERG meeting.	YTD# of monthly Joint DEI/ERG Meetings – 60	94%	EMPLOYEE RESOURCE GROUPS (18) BEROC ERG meeting – April, May, June (3) Allies and Advocates ERG meeting – April, May, June (3) HALOS ERG Meeting – April, May, June (3) LGBTQIA+ ERG meeting – April, May, June (3) API+ ERG Meeting – April, June (2) Persian ERG meeting – April, May (2) Veterans ERG Meeting – May All ERG Meeting – May

**Goals & Priority Objectives
FY 2024-25
4th Quarter Report**

GOAL III. - OPERATE EFFICIENTLY AND TRANSPARENTLY (cont.)

Priority Objective		Responsible Department	Performance Indicator	Performance Measurement	Year-to-Date Actual Performance	Y-T-D % Complete	Narrative of Actual Performance
7	DEI Training and Development	DEI	Develop job related equity professional development and training that increases staff's awareness and cultural competency.	<p>Conduct two DEI agency-wide trainings per year.</p> <p>Conduct five J.E.D.I. Think Tanks per year.</p> <p>Conduct two J.E.D.I Book Club series per year.</p>	Four trainings and two J.E.D.I. Book Club Series were held through Q4.	67%	In Q4, BOOK CLUB SERIES (1) Intern The Color of Law Segregated By Design Session
8	Staffing	AHR	Fill positions to reduce the vacancy rate to 13%.	Initiate the recruitment process such that if all positions were filled, the vacancy rate would be 13%.	Initiated the recruitment process for 39 vacant positions.	100%	Current recruitment processes project to a vacancy rate of 11.20%, which is below the budgeted vacancy rate. Recruitment efforts are focused on Engineers for E&P, Inspectors for C&E and Instrument Specialists for MAD.