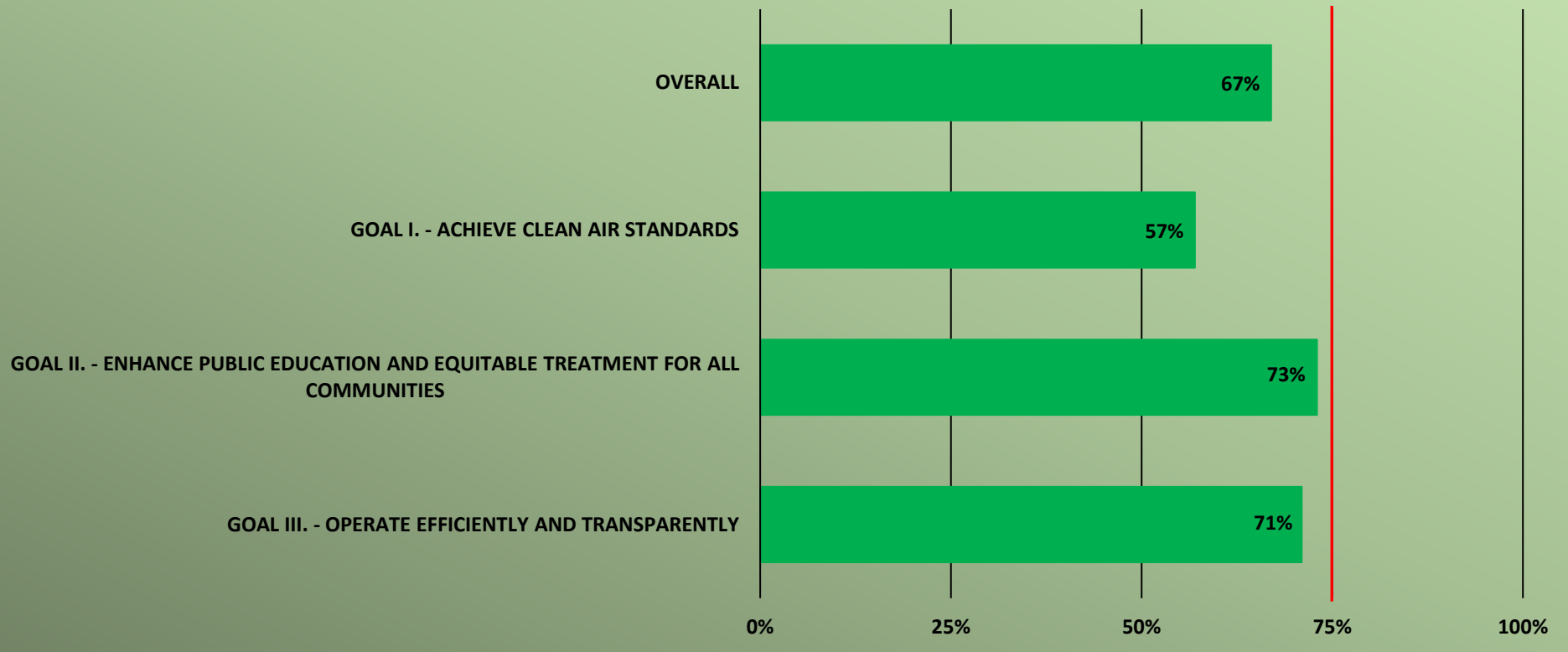
A close-up view of a car's digital dashboard. The central display features a speedometer with a needle pointing to 0, a fuel gauge, and a battery gauge. To the left, there's a music player interface showing album art and track information. To the right, there's a navigation map. The entire dashboard is framed by a black steering wheel. Overlaid on the dashboard in large, bold, red text is the title: "Goals & Priority Objectives FY 2025-26 – 3rd Quarter Dashboard".

Goals & Priority Objectives FY 2025-26 – 3rd Quarter Dashboard

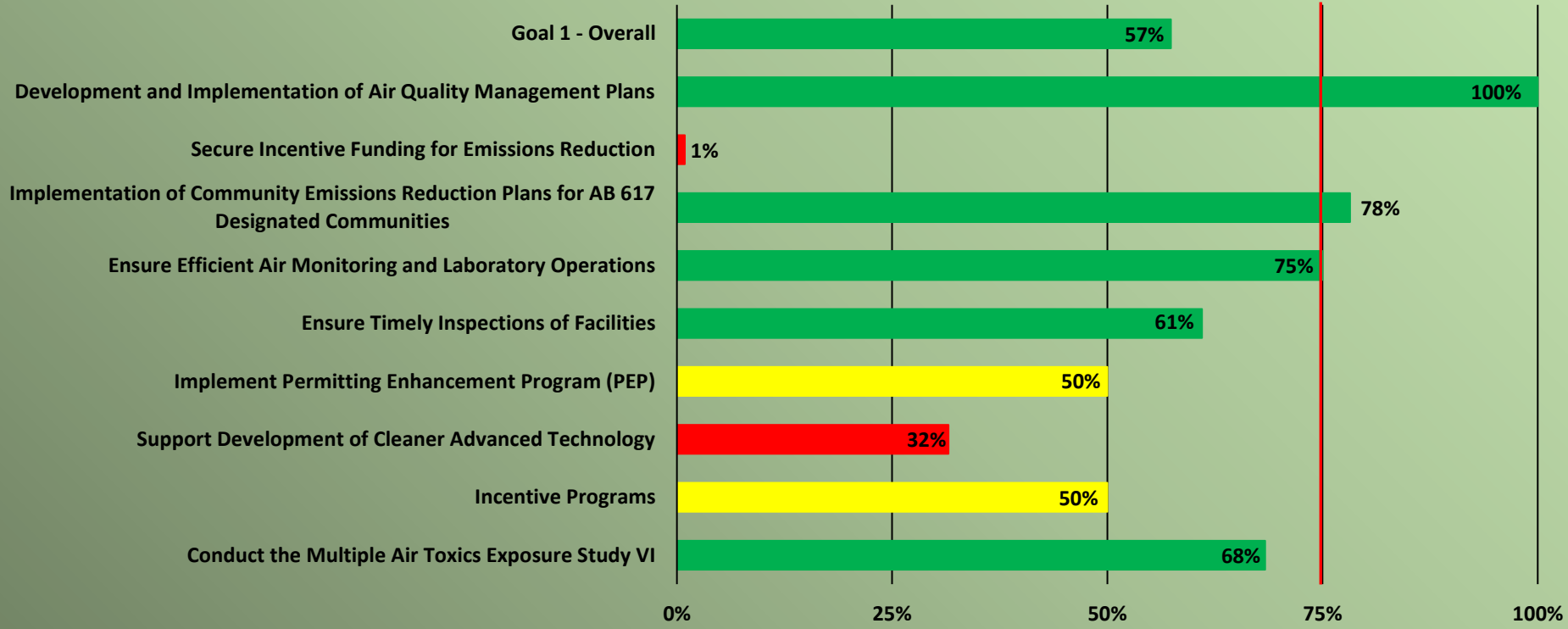
% of Completion	
56.25% +	■
48.75% - 56.24%	■
37.5%-48.74%	■
0%-37.49%	■

FY 2025-26 GOALS & PRIORITY OBJECTIVES 3rd Quarter



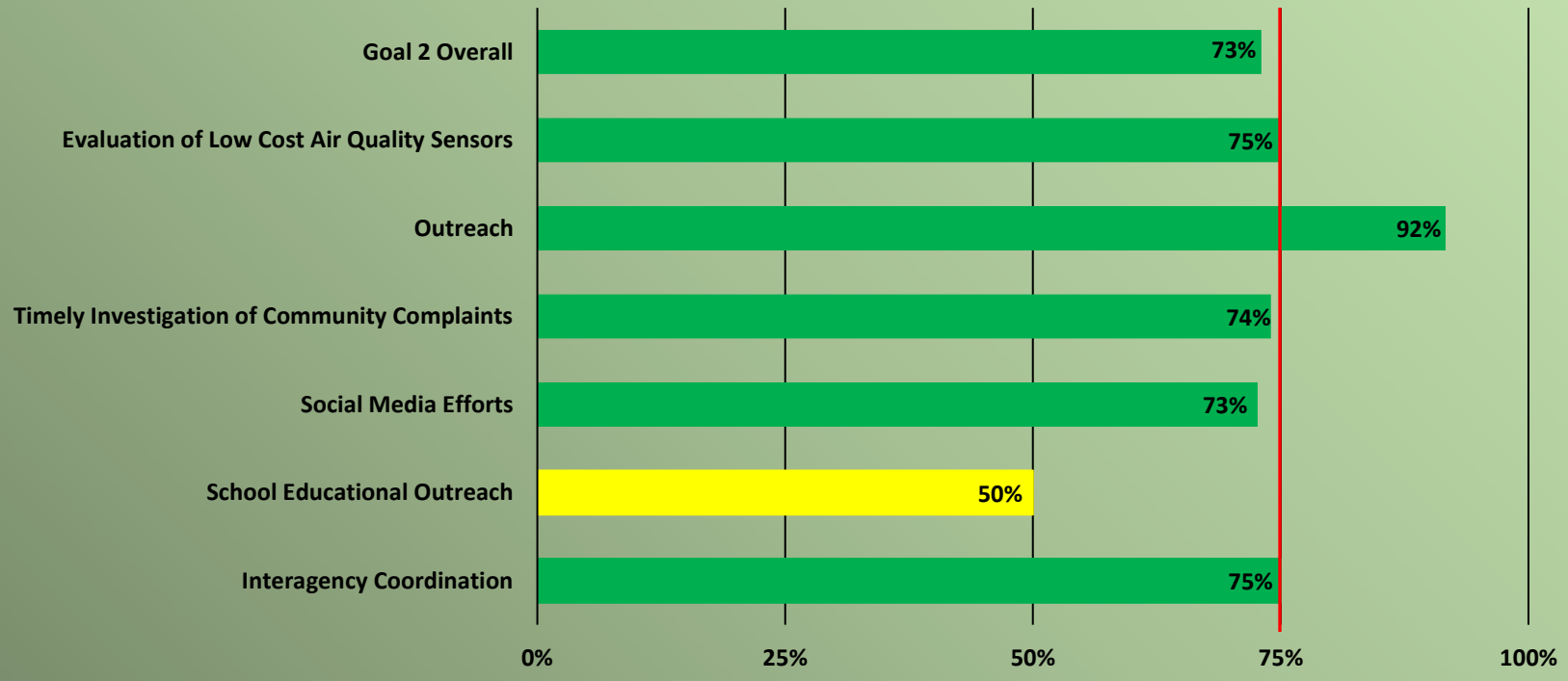
% of Completion	
56.25% +	Green
48.75% - 56.24%	Yellow
37.5%-48.74%	Orange
0%-37.49%	Red

GOAL I. ACHIEVE CLEAN AIR STANDARDS FY 2025-26 – 3rd Quarter



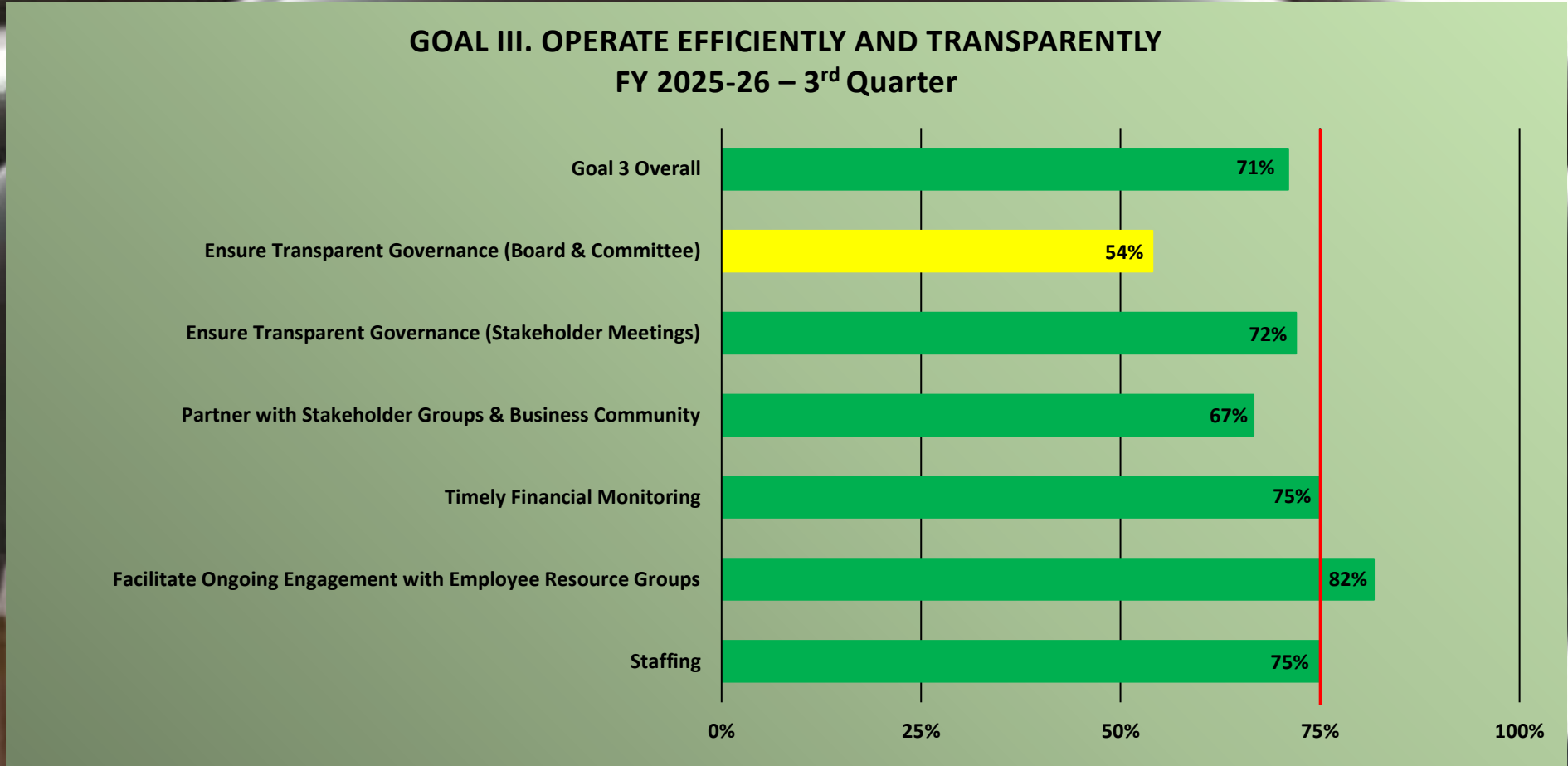
% of Completion	
56.25% +	■
48.75% - 56.24%	■
37.5%-48.74%	■
0%-37.49%	■

GOAL II. - ENHANCE PUBLIC EDUCATION AND EQUITABLE TREATMENT FOR ALL COMMUNITIES
FY 2025-26 – 3rd Quarter



% of Completion	
56.25% +	Green
48.75% - 56.24%	Yellow
37.5%-48.74%	Orange
0%-37.49%	Red

**GOAL III. OPERATE EFFICIENTLY AND TRANSPARENTLY
FY 2025-26 – 3rd Quarter**



Goals & Priority Objectives
FY 2025-26
3rd Quarter Report

GOAL I. ACHIEVE CLEAN AIR STANDARDS

Priority Objective		Responsible Department	Performance Indicator	Performance Measurement	Year-to-Date Actual Performance	Y-T-D % Complete	Narrative of Actual Performance
1	Development and Implementation of Air Quality Management Plans	PRDI	Adherence to development, adoption and implementation schedules for rules related to Air Quality Management Plans and timely development of plans.	Complete six rule adoptions and/or actions that result in achievements towards 2016 and 2022 AQMP's and 2024 PM plan emissions reductions.	11 rule adoptions and/or actions through Q3.	100%	In Q3, there were three rule amendments – Rules 463 (Organic Liquid Loading), 1111 (Residential Furnaces), and 1118 (Refinery Flares).
2	Secure Incentive Funding for Emission Reductions	EO/LPAM/TAO/ PRDI	Maintain funding for pollution reduction projects.	Maintain funding received on or before FY 2025-26.	\$5,239,970 secured through Q3.	1%	South Coast AQMD recognized up to \$5,239,970 in FY 2024-25 Carl Moyer State Reserve funds into the Carl Moyer Program Fund (32) for eligible zero-emission off-road projects. To benefit: a) Commercial Electric Lawn and Garden Equipment Incentive and Exchange (eL&G) Program and b) Residential EV Charging Incentive Program.

**Goals & Priority Objectives
FY 2025-26
3rd Quarter Report**

GOAL I. ACHIEVE CLEAN AIR STANDARDS (cont.)

Priority Objective		Responsible Department	Performance Indicator	Performance Measurement	Year-to-Date Actual Performance	Y-T-D % Complete	Narrative of Actual Performance
3	Implementation of Community Emissions Reduction Plans (CERPs) for Assembly Bill 617 (AB 617) Designated Communities	CEAP	Progress towards implementation of individual AB 617 communities Community Emissions Reduction Plans (CERPs).	<p>Four quarterly Community Steering Committee (CSC) meetings for each designated community.</p> <p>One Community Outreach Relations and Engagement event for designated communities.</p> <p>Progress and percentage completion of CERP action items for each designated community.</p> <p>Complete, release for CSC and public comment, and submit CARB Annual Progress Reports.</p> <p>Update the CERP implementation dashboards quarterly for the six AB 617 designated communities.</p>	Implementation of the Community Emissions Reduction Plan continues for the six communities.	78%	<p>Quarterly meetings for each of the six CSC communities: ELABHWC, SBM, WCWLBC, ECV, SELA, SLA – 18 meetings YTD.</p> <p>Community Outreach Relations Engagement events (6): Post Year 5 Transition Meetings (2), South LA Working Teams meetings (3), South LA Co-Lead Strategizing meeting (1).</p> <p>CEAP led Goals and Priority Objectives for FY 25-26: ELABHWC (3), SBM (3), WCWLBC (3), ECV (9), SELA (2), SLA (6). The progress made in implementing the annual goals for the 26 CERP objectives is 66%.</p> <p>Annual Progress Report: Released to CSC on August 15, 2025 with public comment ending on September 5, 2025.</p> <p>Dashboard: Updated each communities' Dashboard in August 2025 for progress as of June 30, 2025. Additional updates reflecting progress through March 12, 2026 were made on March 31, 2026.</p>
4	Ensure Efficient Air Monitoring and Laboratory Operations	MAD	Achieve acceptable completion of valid data points out of the scheduled measurements in the South Coast AQMD air monitoring network for NAAQS pollutant before U.S. EPA deadline.	Achieve acceptable valid data completion submitted to U.S. EPA before deadline.	97% valid data points.	75%	Completed and submitted over 226,449 valid criteria pollutant data points for the third quarter of FY 2025-26 before the March 31, 2026 deadline. This represents 96% of the scheduled measurements from October 1, 2025 through December 31, 2025 and 97% completeness for all measurements submitted during the fiscal year.

**Goals & Priority Objectives
FY 2025-26
3rd Quarter Report**

GOAL I. ACHIEVE CLEAN AIR STANDARDS (cont.)

Priority Objective		Responsible Department	Performance Indicator	Performance Measurement	Year-to-Date Actual Performance	Y-T-D % Complete	Narrative of Actual Performance
5	Ensure Timely Inspections of Facilities	C&E	Total number of Title V inspections completed annually.	Complete 100% of Title V inspections. Based on overlapping reporting periods, Title V inspections will be conducted between January 1 and June 30. During FY Q1 and Q2, staff will plan, review records and data, and conduct preliminary field operations, but inspections will not be completed. Goal is to complete inspections of 40% of Title V facilities in Q3 and 60% in Q4.	Updated information for 100% of Title V facilities.	61%	<p>During Q1 and Q2, information was updated for 100% of TV facilities.</p> <p>Inspected 21% (64/307) of Title V facilities in the third quarter of FY2025-26.</p> <p>Note: During the official EPA reporting period (10/1/24 through 9/30/25), 317 out of 317 (100%) Title V facilities were inspected.</p>
6	Implement Permitting Enhancement Program (PEP)	E&P	Implement key actions in PEP and provide periodic updates to the Board	<p>Semi-annual updates to the Board on key elements of PEP that include, but are not limited to:</p> <ul style="list-style-type: none"> • Reduction in the permit backlog and permitting production rates; • Development of new paperless online permitting system; and • Enhancements to the Certified Permitting Professional (CPP) program. 	There was no update in Q3.	50%	The PEP Update was presented to the Board on October 3, 2025. The next Board update is scheduled for May 2026 to complete the goal.

**Goals & Priority Objectives
FY 2025-26
3rd Quarter Report**

GOAL I. ACHIEVE CLEAN AIR STANDARDS (cont.)

Priority Objective		Responsible Department	Performance Indicator	Performance Measurement	Year-to-Date Actual Performance	Y-T-D % Complete	Narrative of Actual Performance
7	Support Development of Cleaner Advanced Technology	TAO	Amount of clean technology projects funded.	Fund \$10 million of clean technology projects.	Clean technology projects of \$3,155,005 were committed through Q3.	32%	Clean technology Q3 funds of \$800,000 are committed to evaluate secondary particulate matter emissions from tire off-gassing, and on-road brake and tire wear emissions from light-, medium-, and heavy-duty vehicles. YTD clean technology funds of \$3,155,005 committed with total project costs of \$9,228,741.
8	Incentive Programs	TAO	Timely implementation of grant awards.	Initiate implementation within six months of grant award.	Implementation was initiated for one of the two grants received within six months of grant award.	50%	During the 6-month period prior to the beginning of the reporting quarter, CAPP Year 8 grant was awarded (grant executed on 8/26/25). Implementation of this grant has not been initiated.
9	Conduct the Multiple Air Toxics Exposure Study VI (MATES VI)	PRDI/MAD	Progress towards implementation of the MATES VI program.	Begin monitoring air toxics and other pollutants at ten fixed sites for MATES VI, commence monitoring to evaluate background ethylene oxide levels, develop public outreach plan for releasing MATES data and present update to Mobile Source Committee.	# of monitoring sites: 10 Ongoing monitoring of air toxics and other pollutants.	68%	Air samplers and monitors were deployed, and sample collection and air monitoring began at all ten fixed sites in June 2025 and are ongoing. Deployed real-time ethylene oxide monitors in three background fixed sites (Rubidoux, Santa Barbara, and at Mt. Wilson) to evaluate background levels of ethylene oxide. Measurements began at all three sites in July 2025 and are ongoing. The monitoring campaign is expected to continue for at least one full year with tentative completion in July 2026, after which MATES data can be released and an update to be given to Mobile Source Committee. Public outreach plan development has begun.

**Goals & Priority Objectives
FY 2025-26
3rd Quarter Report**

GOAL II. - ENHANCE PUBLIC EDUCATION AND EQUITABLE TREATMENT FOR ALL COMMUNITIES

Priority Objective		Responsible Department	Performance Indicator	Performance Measurement	Year-to-Date Actual Performance	Y-T-D % Complete	Narrative of Actual Performance
1	Evaluation of Low Cost Air Quality Sensors	MAD	Evaluation and posting of results of low cost air quality sensors that have reached the market.	Evaluate and post results of 75% of sensors that have reached the market.	Completed evaluation and posting of results of 21 out of 21 sensors.	75%	AQ-SPEC has evaluated 303 sensors since its inception and 100% of the completed field and laboratory performance evaluation reports are posted online. AQ-SPEC is actively looking in the US and international markets for commercially available sensors to test.
2	Outreach	LPAM/CEAP	Number of community outreach events conducted in each County and effective information distribution for South Coast AQMD programs.	Conduct/participate in four community outreach events, including one in each County. Conduct six in-person community engagement events such as Critical Community Conversations for Purposeful Outreach (C3PO) and listening sessions.	Nine community events and five in-person community engagement events were conducted through Q3.	92%	In Q3, the agency sponsored and hosted a booth at the California Indian Nations College Education Summit in the Coachella Valley, attended by approximately 80+ participants; participated in the 28th Annual Highland Citrus Harvest Festival, with approximately 7,000+ attendees; and participated in the Los Angeles Sentinel MLK Parade, attended by 1,000+ participants. Two Community Engagement Events: One ABC3PO (internal staff) event - AB 617, Blueprint 2.0, CSC/CNC Purposeful Outreach Event, was hosted on January 28, 2026. One ABC3PO (CARB staff) event - AB 617, Blueprint 2.0, CSC/CNC Purposeful Outreach Event, was hosted on February 25, 2026.
3	Timely Investigation of Community Complaints	C&E	Initiate complaint investigation by close of business on the next business day, thereby allowing for flexibility to prioritize high priority incidents.	Contact 100% of complainants by the close of business on the next business day.	99% complainants contacted by the close of business on the next business day.	74%	Complaint investigations were initiated by the end of the next business day for 6,246 out of 6,328 complaints in Q3.

**Goals & Priority Objectives
FY 2025-26
3rd Quarter Report**

GOAL II. - ENHANCE PUBLIC EDUCATION AND EQUITABLE TREATMENT FOR ALL COMMUNITIES (cont.)

Priority Objective		Responsible Department	Performance Indicator	Performance Measurement	Year-to-Date Actual Performance	Y-T-D % Complete	Narrative of Actual Performance
4	Social Media Efforts	LPAM	Increase in audience engagement through impressions (views) of shared information via outreach for South Coast AQMD events, programs and major incidents across X, Facebook, Instagram and LinkedIn social channels.	Continue efforts to increase impressions and engagement on posts and/or campaigns with a monthly average goal of 4,000 LinkedIn impressions / 2,400 Instagram impressions / 8,000 Facebook impressions / 48,000 X impressions on posts.	Total Impressions: LinkedIn: 263,389 Instagram: 409,919 Facebook: 168,242 X: 378,743	73%	Highlights include various advisories such as No-Burn Days and Windblown Dust as well as Governing Board and CAPP (AB 617) livestreams. Top-performing posts include the 01/21 No-Burn Day post with 9,500+ Twitter views, the 2/4 Now Hiring post with 8,200 Instagram views, and the Perez/Rutland Governing Board Swearing-In post with 7,140 Instagram views.
5	School Educational Outreach	LPAM	Promote use of WHAM and CAPES curriculum to schools, youth groups, and other organizations throughout the four counties. Hold annual Earth Day webinars.	Outreach to 100 K-12 schools, youth groups, and/or other organizations in all four counties to provide WHAM and CAPES curriculum. Host one Earth Day webinar for elementary schools and one for middle and high schools, featuring WHAM and CAPES curriculum.	Outreach to 9,898 schools, youth groups, and/or other organizations through Q3.	50%	Outreach for CAPES and WHAM continues for the 2025-2026 school year, with more than 9,000 schools, youth groups, and other organizations. 167 implementations have been completed. The Earth Day webinars will be held on April 22, 2026.
6	Interagency Coordination	C&E	Number of meetings with local, state, and/or federal agency partners to collaborate on investigations and other enforcement matters.	Conduct/participate in at least one interagency coordination meeting per quarter. Continue efforts to improve information sharing and conduct joint investigations with other governmental agencies, as well as to streamline referral procedures.	Conducted/participated in seventeen interagency coordination meetings.	75%	In addition to more than 20 regularly-scheduled interagency meetings on a variety of topics, participated in six meetings in Q3 with local, state, and/or federal agency partners to collaborate on investigations and other enforcement matters.

**Goals & Priority Objectives
FY 2025-26
3rd Quarter Report**

GOAL III. - OPERATE EFFICIENTLY AND TRANSPARENTLY

Priority Objective		Responsible Department	Performance Indicator	Performance Measurement	Year-to-Date Actual Performance	Y-T-D % Complete	Narrative of Actual Performance
1	Ensure Transparent Governance (Board & Committee)	GB	Percentage of Committee and Board meeting agendas with materials made available to the public one week prior to the meeting.	100% of Committee and Board meeting agendas with materials made available to the public one week prior to the meeting.	72% were submitted on time through Q3.	54%	In Q3, 12 of 18 Committee and Board meeting agendas were provided seven days before the meeting. YTD, 33 of 46 Committee and Board meeting agendas were provided seven days before the meeting.
2	Ensure Transparent Governance (Stakeholder Meetings)	All	Percentage of Stakeholder and Working Group meeting agendas with materials made available prior to the meeting.	100% of Stakeholder and Working Group meeting agendas with materials made available to the public three days prior to the meeting.	95% were submitted on time through Q3.	72%	42 out of the 44 working group meetings reached the performance measurement through Q3.
3	Partner with Stakeholder Groups & Business Community	E&P	Number of meetings with Permit Streamlining Task Force subcommittee and public meetings with permitting stakeholders.	Conduct six total public meetings with the Permit Streamlining Task Force subcommittee and/or with permitting stakeholders.	Conducted four meetings through Q3.	67%	No meetings were held during the third quarter. BACT SRC and PSTF are planned for the fourth quarter. PWG is also tentatively planned for Q4.

**Goals & Priority Objectives
FY 2025-26
3rd Quarter Report**

GOAL III. - OPERATE EFFICIENTLY AND TRANSPARENTLY (cont.)

Priority Objective		Responsible Department	Performance Indicator	Performance Measurement	Year-to-Date Actual Performance	Y-T-D % Complete	Narrative of Actual Performance
4	Timely Financial Monitoring	FIN	Timely budgetary financial reporting.	Submit quarterly budgetary financial reports to the Governing Board within six working days of the end of the quarter for quarters 1-3. Submit the 4th quarter report within six working days of the end of July.	YTD # of Reports Submitted within Six Days: 3	75%	Q3 report was submitted within six working days of the end of the quarter.
5	Facilitate Ongoing Engagement with Employee Resource Groups (ERG)	CEAP	Facilitation of monthly ERG Meetings.	Nine ERG meetings and one annual all ERG meeting.	YTD # of monthly ERG meetings – 40 YTD # of All ERG meetings – 3	82%	In Q3, ERG meetings (15) included Halos (3), Allies/Advocates (3), Veterans (2), API+ (2), LGBTQIA+ (3), Persian (2). One All ERG meeting (Lunch and Learn event) was held in Q3.
6	Staffing	AHR	Fill positions to reduce the vacancy.	Initiate the recruitment process such that if all positions were filled, the vacancy rate would be 13 percent.	Initiated the recruitment process for 73 vacant positions.	75%	Current number of vacant positions reflect the March retirement. Twelve AQ Inspector vacancies are on target to start in Q4.